

Reduced-Order Models for Coupled Dynamical Systems: Koopman Operator and Data-driven Methods

Manuel Santos Gutiérrez^{1,2}, Valerio Lucarini^{1,2}, Mickaël D. Chekroun^{3,4}, and Michael Ghil^{4,5,6}

¹*Department of Mathematics and Statistics, University of Reading, Reading, U.K.*

²*Centre for the Mathematics of Planet Earth, University of Reading, Reading, U.K.*

³*Department of Earth and Planetary Sciences, Weizmann Institute, Rehovot 76100, Israel*

⁴*Department of Atmospheric & Oceanic Sciences, University of California at Los Angeles, Los Angeles, USA*

⁵*Geosciences Department and Laboratoire de Météorologie Dynamique (CNRS and IPSL), Ecole Normale Supérieure and PSL University, Paris, France*

⁶*Institute of Applied Physics of the Russian Academy of Sciences, Nizhny Novgorod, Russia*

Abstract

Providing efficient and accurate parametrizations for model reduction is a key goal in many areas of science and technology. Here we demonstrate a link between data-driven and theoretical approaches to achieving this goal. Formal perturbation expansions of the Koopman operator allow us to derive general stochastic parametrizations of weakly coupled dynamical systems. Such parametrizations yield a set of stochastic integro-differential equations with explicit noise and memory kernel formulas to describe the effects of unresolved variables. We show that the perturbation expansions involved need not be truncated when the coupling is additive. The unwieldy integro-differential equations can be recast as a simpler multilevel Markovian model, and we establish an intuitive link with the formalism of a generalized Langevin equation. This link helps setting up a clear connection between the top-down, equations-based methodology herein and the well-established empirical model reduction (EMR) methodology that has been shown to provide efficient dynamical closures to partially observed systems. Hence, our findings support, on the one hand, the physical basis and robustness of the EMR methodology and, on the other hand, illustrate the practical relevance of the perturbative expansion used for deriving the parametrizations.

Contents

| | | |
|----------|---|-----------|
| 1 | Introduction and Motivation | 2 |
| 1.1 | The Mori-Zwanzig Projection Operator Formalism | 3 |
| 1.2 | Goals of This Paper | 3 |
| 2 | Revisiting the Weak-Coupling–Limit Parametrization | 4 |
| 2.1 | Deriving the WL Approximation for the Mori-Zwanzig Formalism | 5 |
| 2.2 | The Additive-Coupling Case | 10 |
| 2.3 | Markovian Representation through Leading Koopman Eigenfunctions | 11 |
| 2.4 | Preliminary Example | 14 |
| 3 | Multilevel Stochastic Models and Empirical Model Reduction (EMR) | 15 |
| 3.1 | Multilevel Stochastic Models (MSMs) | 15 |
| 3.2 | Empirical Model Reduction (EMR) | 17 |
| 4 | Numerical Experiments | 18 |
| 4.1 | Reduced Time Scale Separation | 23 |
| 4.2 | Memory Effects | 25 |

| | | |
|----------|--|-----------|
| 5 | Conclusions | 26 |
| A | Semigroup Property of the Projected Koopman Operator Family | 28 |
| B | Itô Integration of the MSM | 29 |
| C | The coupled L84–L63 System | 29 |
| C.1 | EMR Outputs | 30 |
| C.2 | Convergence | 33 |
| C.3 | Model Coefficients | 33 |

1 Introduction and Motivation

Multiscale systems are typically characterized by the presence of significant variability over a large range of spatial and temporal scales. This multiscale character is due to a combination of the following factors: the nature of the external forcings, the inhomogeneity of the properties of the system’s various components, the complexity of the coupling mechanisms between the components, and the variety of instabilities, dissipative processes, and feedbacks acting at different scales. In many cases, both the theoretical understanding of such a system and the formulation of numerical models for simulating its properties are based on focusing upon a reduced range of large spatial and long temporal scales of interest, and upon devising an efficient way to capture effectively the impact of the faster dynamical processes acting predominantly in the neglected smaller spatial scales [19, 50].

Given a high-dimensional dynamical system, we are thus interested in reformulating it in such a way that only the variables of interest are resolved. A first-guess would be to ignore altogether the unresolved variables and consider uniquely the filtered evolution laws valid for the targeted range of scales. However, this is well-known to be inadequate, because nonlinearity guarantees that the unresolved variables have an impact on the resolved ones, both in terms of the detailed dynamics and of its statistical properties. Therefore, the problem of constructing accurate and efficient reduced-order models — or, equivalently, of defining the coarse-grained dynamics — is an essential and fundamental aspect of studying multiscale systems, both theoretically and through numerical simulations.

It is well-nigh impossible, therefore, given our current scientific knowledge and our available or even foreseeable technological capabilities, to create a numerical model able to directly simulate the climate system in all details for all the relevant time scales, which span a range of over 15 orders of magnitude [26, 27, 52]. Hence, one has to focus on a specific range of scales through suitably developed, approximate evolution equations that provide the basis for the numerical modeling. Such equations are derived from the fundamental laws of climate dynamics through systematic asymptotic expansions that are based on imposing an approximate balance between the forces acting on geophysical flows. These balance relations lead to removing small-scale, fast processes that are assumed to play a minor role at the scales of interest by filtering out the corresponding waves [32, 33, 62].

In the climate sciences, parametrization schemes have been traditionally formulated in such a way that one expresses the net impact on the scales of interest of processes occurring within the unresolved scales via deterministic functions of the resolved variables, as in the pioneering work on the parametrization of convective processes by Arakawa and Schubert [1]. More recently, it has been recognized, mostly on empirical grounds, that parametrizations should involve stochastic and non-Markovian components [3, 24, 48]. Machine learning methods have been proposed as the next frontier of data-driven parametrizations [25, 47, 53], able to deliver a new generation of Earth system models [56]; see, though, the caveats discussed by [22].

1.1 The Mori-Zwanzig Projection Operator Formalism

Let us reformulate the problem of constructing parameterizations as a projection of the dynamics onto the set of resolved variables. By working at the level of observables, Mori [46] and Zwanzig [73] showed that the evolution laws for the projected dynamics incorporate a deterministic term that would be obtained by neglecting altogether the impact of the unresolved variables, to which a stochastic and a non-Markovian correction had to be added. A. J. Chorin and coauthors [15, 16] played an important role recently in developing further these ideas and applying them to several important problems.* We briefly recapitulate below the Mori-Zwanzig projection operator approach.

Formally, let Φ denote a generic observable defined on a state space viewed as the product of two finite-dimensional spaces $\mathcal{X} \times \mathcal{Y}$, with variables $\mathbf{x} \in \mathcal{X}$ and $\mathbf{y} \in \mathcal{Y}$ being the resolved and unresolved variables, respectively. Next, let us define \mathbb{P} to be a projector onto functions depending only on the target variables in \mathcal{X} , with the complementary projector on the unresolved variables being defined by $\mathbb{Q} = \text{Id} - \mathbb{P}$.

Given a smooth flow ψ_t on $\mathcal{X} \times \mathcal{Y}$, we consider its action on smooth observables $\Phi = \Phi(\mathbf{x}, \mathbf{y})$ defined by

$$U_t \Phi(\mathbf{x}, \mathbf{y}) = \Phi(\psi_t(\mathbf{x}, \mathbf{y})), \quad (\mathbf{x}, \mathbf{y}) \in \mathcal{X} \times \mathcal{Y}, \quad t \geq 0. \quad (1)$$

The operator U_t is the Koopman operator and the family $\{U_t\}_{t \geq 0}$ of Koopman operators indexed by time forms a semigroup; see Sec. 2 below for further details. The Koopman operator describes how functions on the phase space change under the action of the flow; its time evolution obeys the following equation,

$$\partial_t (U_t \Phi) = \mathcal{L}(U_t \Phi). \quad (2)$$

The linear operator \mathcal{L} gives the instantaneous rate of change of Φ under the action of the flow ψ_t . Representing U_t formally as the exponential of \mathcal{L} , $U_t = e^{t\mathcal{L}}$, is both useful and fully justified by operator semigroup theory [51]. With this representation, \mathcal{L} satisfies the following identities

$$\partial_t (U_t \Phi) = \mathcal{L} e^{t\mathcal{L}} \Phi = e^{t\mathcal{L}} \mathcal{L} \Phi = e^{t\mathcal{L}} (\mathbb{P} + \mathbb{Q}) \mathcal{L} \Phi \quad (3a)$$

$$= e^{t\mathcal{L}} \mathbb{P} \mathcal{L} \Phi + e^{t\mathbb{Q} \mathcal{L}} \mathbb{Q} \mathcal{L} \Phi + \int_0^t e^{(t-s)\mathcal{L}} \mathbb{P} \mathcal{L} e^{s\mathbb{Q} \mathcal{L}} \mathbb{Q} \mathcal{L} \Phi ds, \quad (3b)$$

where we have employed the Dyson identity [18, 20] to obtain Eq. (3b), as will be discussed in Sect. 2.1. The first term in Eq. (3b) is the contribution of the resolved variables \mathbf{x} alone to the instantaneous rate of change of Φ . The second term models the fluctuating effects of the unresolved \mathbf{y} -variable by itself, while the third and last term represents, via an integral, the time-delayed influence upon \mathbf{x} of its interactions with \mathbf{y} .

This formal calculation suggests that any closed model for the \mathbf{x} -variables should thus incorporate a fluctuating term to account for the \mathbf{y} contributions and a memory or integral term for the \mathbf{y} – \mathbf{x} interactions. Unfortunately, the Mori-Zwanzig equation (3b)—also known as the Generalized Langevin Equation (GLE) [34, 49]—does not provide explicit and analytic formulas to determine each of the three summands in the RHS of Eq. (3b). Hence, we need efficient ways to approximate such equation.

In the limit of perfect time-scale separation between the \mathbf{x} - and \mathbf{y} -variables, the non-Markovian term drops out and the fluctuating term can be represented as a — possibly multiplicative — white-noise term, thus recovering the basic results obtained via homogenization theory [29, 45, 50].

1.2 Goals of This Paper

Many approaches to constructing theoretically rigorous parametrizations have been devised. These can be broadly divided into top-down and data-driven approaches: Top-down approaches aim at deriving the parametrizations by applying suitable approximations to the equations describing the dynamics of the whole systems [30, 44, 65, 67, 69, 71, for instance], while data-driven parametrizations are built by constructing

*In the very last stages prior to submission of the present paper, we became aware of a recent contribution from this group [40], to which we return in Sec. 5.

a statistical-dynamical model of the impact of unresolved scales on the scales of interest. In fact, partial observations of a time-evolving system can be used to deduce the fluctuating and delayed effects of the unobserved processes, as shown in [34, 35, 37, 66].

In this paper, we will discuss and compare the properties of the Wouters-Lucarini (WL) top-down parametrization [65, 69, 71] and of the Empirical Model Reduction (EMR) data-driven parametrization [34, 36, 35, 37, 38]. We will also see when and how the integro-differential equation occurring in the WL parametrization can be recast into a set of Markovian stochastic differential equations (SDEs). In other words, we investigate the quasi-Markovianity of the latter parametrization [49].

The two aforementioned methodologies are conceptually and practically distinct, even though the ultimate goal is to provide a computationally practical approximation for the Mori-Zwanzig or GLE integro-differential equation. In other words, both approaches — top-down and data-driven — provide fluctuations in the form of stochastic noise and memory effects determined by an integral kernel. On the one hand, the WL approach assumes prior knowledge about the decoupled hidden dynamics but no information about the statistical properties of the coupled system. The empirical approach, on the other hand, samples the observed variables evolving according to the latter. The structure of the multilevel stochastic models (MSMs) that generalize EMRs [34] allows one, moreover, to derive explicit formulas for the fluctuating and memory correction terms that parametrize the influence of hidden processes.

The overall goal of this paper is to provide a conceptual and analytical link between these two approaches, aiming, on the one hand, to buttress the practical relevance of the WL perturbative approach and, on the other, to provide further insight into the well-documented robustness of the EMR method. Moreover, we will clarify how multilevel systems arise from both the *top-down* (WL) and the *bottom-up* (EMR) approaches. The paper explores the complete set of boxes and explains all the arrows in Figure 1. The diagram in the figure shows that, starting from the top box, one can arrive at a memory equation, like (3b), via *top-down* or *bottom-up* methods, as indicated by the left and right sequence of arrows, respectively.

The paper is structured as follows. Section 2 revisits the derivation of the WL parametrization method by applying the Dyson expansion to the Koopman operator associated with two weakly coupled dynamical systems. We show that such an expansion need not be truncated for additively coupled models and consider more general coupling laws than those in [71]. Furthermore, we study the problem of finding Markovian representations of the memory equation in the WL approach. Such a Markovian representation is related in Section 3 to the MSM framework that arises naturally in data-driven, empirical model reductions.

Section 4 presents a comparison of the data-driven and top-down parametrization approaches using a simple conceptual stochastic climate model. Finally, we discuss the conclusions obtained from this investigation in Section 5.

Appendices are included in order to avoid diverting the attention of the reader from the main message of the paper. Appendix A briefly revisits the spectral decomposition of correlation functions and provides a criterion to quantify the loss of the semigroup property that is useful in identifying non-Markovian effects. Appendix B discusses the stochastic Itô integration of the elementary form of an MSM. Appendix C shows how EMR approaches can capture the dynamical properties of partially observed systems; in it, we consider a simple climate model, obtained by coupling the Lorenz atmospheric model [42, (L84)] and the Lorenz convection model [41, (L63)].

2 Revisiting the Weak-Coupling–Limit Parametrization

To study dynamical systems in which one can separate the variables into two groups, with weak coupling between the two, one often resorts to so-called parametrizations of the effects of one group on the other. In the weak-coupling limit, the coupling itself can be treated as a perturbation of the main dynamics [43, 69, 71]. Granted such an assumption and some degree of structural stability of the system, one can apply response theory to derive explicit stochastic and memory terms to describe the impact of the variables we want to neglect on the variables of interest, in the Mori-Zwanzig spirit. Note that, to do so, no assumption on time-

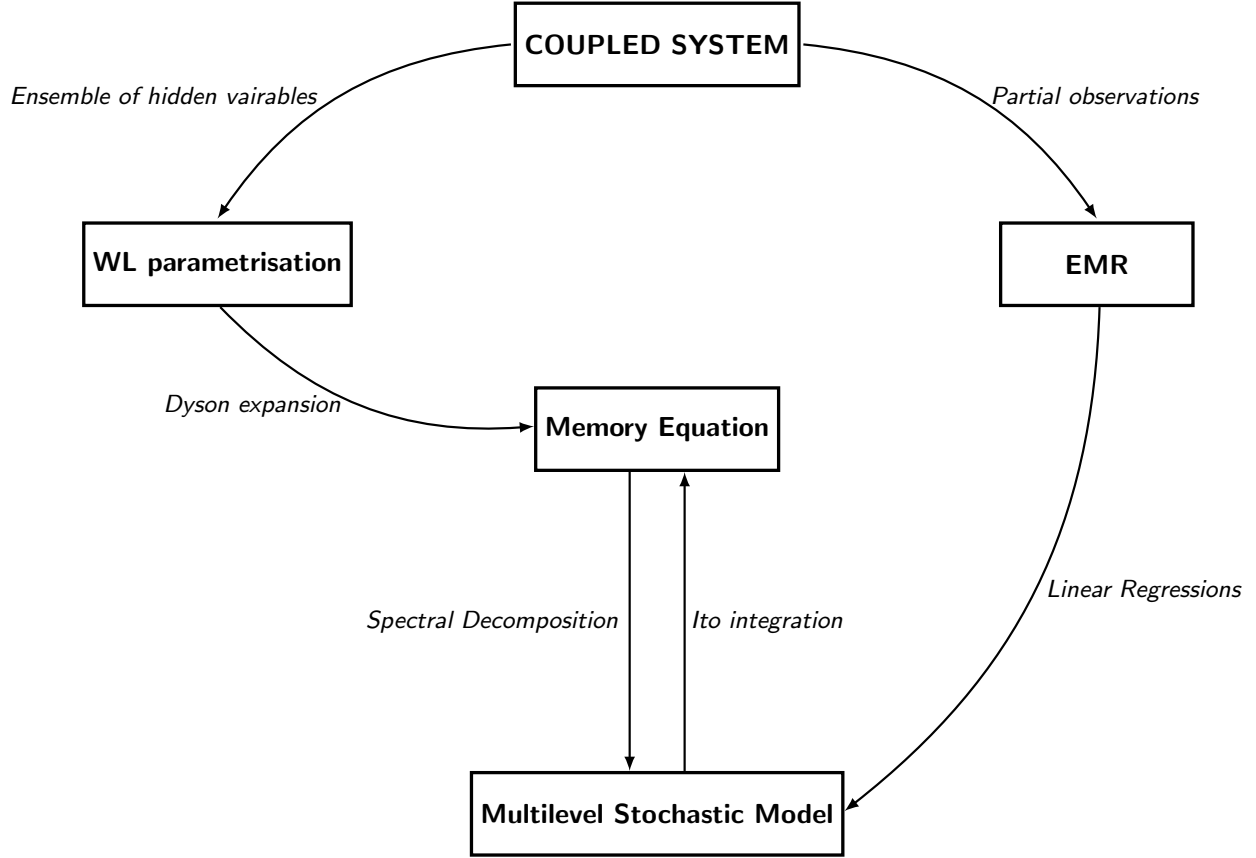


Figure 1: Schematic view of the two complementary approaches studied in this paper. The arrows on the left-hand side indicate top-down, perturbative parametrizations; on the right, they refer to bottom-up, empirical parametrizations.

scale separation between the two groups of variables is necessary. This point is particularly relevant in fields like the climate sciences, where no clear time-scale separation is observed, so that asymptotic expansions of the kind used in homogenization theory are of limited utility.

2.1 Deriving the WL Approximation for the Mori-Zwanzig Formalism

Here, using a perturbative approach, we review the derivation of the parametrization presented in [43, 69, 71]. Formally, we want to couple two dynamical systems generated independently by two vector fields $\mathbf{F} : \mathcal{X} \subseteq \mathbb{R}^{d_1} \rightarrow \mathcal{X}$ and $\mathbf{G} : \mathcal{Y} \subseteq \mathbb{R}^{d_2} \rightarrow \mathcal{Y}$ with possibly $d_1 \neq d_2$ and typically $d_1 \ll d_2$. Then, by imposing some coupling law between the two systems, we consider an extended version of the form:

$$\dot{\mathbf{x}}(t) = \mathbf{F}(\mathbf{x}(t)) + \epsilon \mathbf{C}_{\mathbf{x}}^{\mathbf{x}}(\mathbf{x}(t)) : \mathbf{C}_{\mathbf{y}}^{\mathbf{x}}(\mathbf{y}(t)), \quad (4a)$$

$$\dot{\mathbf{y}}(t) = \mathbf{G}(\mathbf{y}(t)) + \epsilon \mathbf{C}_{\mathbf{x}}^{\mathbf{y}}(\mathbf{x}(t)) : \mathbf{C}_{\mathbf{y}}^{\mathbf{y}}(\mathbf{y}(t)). \quad (4b)$$

Here four new vector fields have been introduced to model the coupling law, namely $\mathbf{C}_{\mathbf{x}}^{\mathbf{x}} : \mathcal{X} \rightarrow \mathcal{X}$, $\mathbf{C}_{\mathbf{x}}^{\mathbf{y}} : \mathcal{Y} \rightarrow \mathcal{X}$, $\mathbf{C}_{\mathbf{y}}^{\mathbf{x}} : \mathcal{X} \rightarrow \mathcal{Y}$ and $\mathbf{C}_{\mathbf{y}}^{\mathbf{y}} : \mathcal{Y} \rightarrow \mathcal{Y}$. The real parameter ϵ controls the strength of the coupling between the two groups of variables, $\mathbf{x}(t)$ and $\mathbf{y}(t)$, so that the \mathbf{x} - and \mathbf{y} -variables are uncoupled for $\epsilon = 0$. The expression $\mathbf{a} : \mathbf{b}$ indicates pointwise multiplication between the components of the vectors \mathbf{a} and \mathbf{b} , since we require that each component of the coupling vector fields is separable in \mathbf{x} and \mathbf{y} .

The WL parametrization views the coupling as an ϵ -perturbation of the otherwise independent \mathbf{x} - and \mathbf{y} -processes, with \mathbf{x} the observed and \mathbf{y} the hidden variables. One next assumes that the impacts of perturbations

applied to these processes can be addressed using response theory [54, 55], so that response formulas can be used to derive an effective equation for the \mathbf{x} -variables.

Taking the Mori-Zwanzig [46, 73] point of view, we wish to calculate the evolution of observables that depend on the observed variables \mathbf{x} alone, $\Phi = \Phi(\mathbf{x}(t))$. The idea, following [71], is to perform a perturbative expansion of the differential operator \mathcal{L} governing the evolution of $\Phi(\mathbf{x}(t))$ under the action of the flow associated with Eq. (4). Denoting by $u(\mathbf{x}, \mathbf{y}, t)$ the time evolution of a smooth observable Φ in $\mathcal{C}^\infty(\mathcal{X} \times \mathcal{Y})$, the first step of this expansion reads as follows

$$\partial_t u = \mathcal{L}u = (\mathcal{L}_0 + \epsilon \mathcal{L}_1)u. \quad (5)$$

Here \mathcal{L}_0 and \mathcal{L}_1 account for the advective effects of the uncoupled and coupling terms, respectively, that compose the right-hand side (RHS) of Eq. (4), namely

$$\mathcal{L}_0 = \begin{bmatrix} \mathbf{F}(\mathbf{x}) \\ \mathbf{G}(\mathbf{y}) \end{bmatrix} \cdot \begin{bmatrix} \partial_{\mathbf{x}} \\ \partial_{\mathbf{y}} \end{bmatrix}, \quad (6a)$$

$$\mathcal{L}_1 = \begin{bmatrix} \mathbf{C}_{\mathbf{x}}^{\mathbf{x}}(\mathbf{x}) : \mathbf{C}_{\mathbf{y}}^{\mathbf{x}}(\mathbf{y}) \\ \mathbf{C}_{\mathbf{x}}^{\mathbf{x}}(\mathbf{x}) : \mathbf{C}_{\mathbf{y}}^{\mathbf{y}}(\mathbf{y}) \end{bmatrix} \cdot \begin{bmatrix} \partial_{\mathbf{x}} \\ \partial_{\mathbf{y}} \end{bmatrix}. \quad (6b)$$

Recalling Eq. (2), the solution operator of Eq. (5) is the Koopman operator. Formally, its dual acts on densities and it is the so-called *transfer operator* [2, 39]. Equation (5) is thus a transport equation, where the physical quantity or observable is advected by the vector field on the RHS of Eq. (4).

Note that the operator formalism presented here in the deterministic dynamical systems setting — and the associated semigroup theory — extend to Markov diffusion processes driven by a stochastic forcing [14]. In the latter case, the transport equation (5) becomes the so-called backward Kolmogorov equation that describes the evolution of the expected value of observables. Loosely speaking, the corresponding extension amounts to adding a Laplacian-like operator to the advection operator \mathcal{L} [14, 49]. See [31] for the appropriate context in testing the applicability of response theory to the independent \mathbf{x} and \mathbf{y} processes, when $\epsilon = 0$.

More precisely, one associates to the solution $u(\mathbf{x}, \mathbf{y}, t)$ of Eq. (5) unfolding from an observable $\Phi = \Phi(\mathbf{x}, \mathbf{y})$ at time $t = 0$, a family of linear Koopman operators indexed by time $\{U_t\}_{t \geq 0}$ such that $u(\mathbf{x}, \mathbf{y}, t) = U_t \Phi(\mathbf{x}, \mathbf{y})$, for any $t \geq 0$ and (\mathbf{x}, \mathbf{y}) in $\mathcal{X} \times \mathcal{Y}$. These operators are defined — as mentioned already in connection with introducing the GLE (3b) — as exponentials of the operator \mathcal{L} , i.e., $U_t = e^{t\mathcal{L}}$. This notation is formal as the operator \mathcal{L} is unbounded; it is, however, useable as $\{U_t\}_{t \geq 0}$ satisfies the semigroup property, i.e. $U_{t+s} = U_t U_s$, $t, s \geq 0$, as for a standard exponential. Over the appropriate function space[†] of observables Φ , this family actually forms a strongly continuous contracting semigroup [21].

The action of the flow on an observable Φ becomes thus more transparent thanks to the operator U_t , according to the equation

$$U_t \Phi(\mathbf{x}_0, \mathbf{y}_0) = e^{t\mathcal{L}} \Phi(\mathbf{x}_0, \mathbf{y}_0) = \Phi(\mathbf{x}(t; \mathbf{x}_0), \mathbf{y}(t; \mathbf{y}_0)), \quad (7)$$

where $(\mathbf{x}(t; \mathbf{x}_0), \mathbf{y}(t; \mathbf{y}_0))$ denotes the system's solution at time t emanating from the initial state $(\mathbf{x}_0, \mathbf{y}_0)$ at time $t = 0$. In what follows, we omit the subscript 0 in $(\mathbf{x}_0, \mathbf{y}_0)$ but still take it as an initial state.

The semigroup $\{U_t\}_{t \geq 0}$ is known as the Koopman semigroup and for each t , U_t is the Koopman operator mentioned above; see also [34, Sec. 4]. When the coupling parameter ϵ in system (4) is small, one can use formal perturbation expansions of the Koopman semigroup to better isolate and assess the coupling effects at the level of observables. To do so, we follow here the perturbation expansion first introduced by Freeman J. Dyson in the context of quantum electrodynamics [18] and later formulated rigorously in mathematical

[†]Such a space can be chosen, for instance, as $D_p = \{\Phi \in L_\mu^p(\mathcal{X} \times \mathcal{Y}) \mid A\Phi = \lim_{t \rightarrow 0} t^{-1}(U_t \Phi - \Phi) \text{ exists}\}$ for some $p \in [1, \infty]$, with μ denoting a relevant invariant measure of the system (4), while the limit is taken in the sense of strong convergence [21].

terms in [28]. Formally, this expansion reads as follows:

$$U_t \Phi(\mathbf{x}, \mathbf{y}) = e^{t\mathcal{L}} \Phi(\mathbf{x}, \mathbf{y}) = e^{t\mathcal{L}_0 + t\epsilon \mathcal{L}_1} \Phi(\mathbf{x}, \mathbf{y}) \quad (8a)$$

$$= e^{t\mathcal{L}_0} \Phi(\mathbf{x}, \mathbf{y}) + \epsilon \int_0^t e^{s\mathcal{L}} \mathcal{L}_1 e^{(t-s)\mathcal{L}_0} \Phi(\mathbf{x}, \mathbf{y}) ds \quad (8b)$$

$$= e^{t\mathcal{L}_0} \Phi(\mathbf{x}, \mathbf{y}) + \epsilon \int_0^t e^{(t-s)\mathcal{L}_0} \mathcal{L}_1 e^{s\mathcal{L}} \Phi(\mathbf{x}, \mathbf{y}) ds, \quad (8c)$$

and it yields the following expansion of the Koopman operator in ϵ :

$$U_t \Phi(\mathbf{x}, \mathbf{y}) = e^{t\mathcal{L}_0} \Phi(\mathbf{x}, \mathbf{y}) + \epsilon \int_0^t e^{(t-s)\mathcal{L}_0} \mathcal{L}_1 e^{s\mathcal{L}_0} \Phi(\mathbf{x}, \mathbf{y}) ds + \mathcal{O}(\epsilon^2). \quad (9)$$

This identity shows that the evolution of a generic observable can be described as an ϵ -perturbation of its decoupled evolution according to \mathcal{L}_0 . We note that these expansions are purely formal and in particular it is not clear in which sense this expansion might converge. For a bounded perturbation operator \mathcal{L}_1 , it would be straightforward to prove boundedness of the resulting perturbed semigroup. However, \mathcal{L}_1 here is a differential linear operator, for which direct estimates are more laborious. Leaving alone the functional analysis framework that would make such an expansion rigorously convergent, we shall use nevertheless the expansion (9) throughout this article.

The objective now is, using this operator expansion, to derive an effective reduced-order model for the evolution of the \mathbf{x} -variable without having to resolve the \mathbf{y} -process. We start observing the system at $t = 0$, but assume that it has already attained a steady state. Since we are only concerned with observables depending solely on the \mathbf{x} -variables, we formulate now an evolution equation for such observables. To do so, we consider first the Liouville equation for a generic \mathbf{y} -independent observable Φ , this is, $\Phi(\mathbf{x}, \mathbf{y}) = \Phi(\mathbf{x})$, for every \mathbf{x} and \mathbf{y} . For such an observable, at the time we start observing the coupled system, Eq. (5) reduces to

$$\partial_t (U_t \Phi)|_{t=0} = [\mathbf{F}(\mathbf{x}) + \epsilon \mathbf{C}_x^x(\mathbf{x}) : \mathbf{C}_y^x(\mathbf{y})] \cdot \partial_x \Phi, \quad (10)$$

where \cdot denotes an inner product in \mathcal{X} . Equation (10) illustrates the trivial fact that the time evolution in Eq. (4) of an \mathbf{x} -dependent physical quantity is also affected by the \mathbf{y} -variables.

Following [69, 71], the decoupled equations are assumed to have been evolving for some time prior to the coupling. Hence, we have to formally parametrize the evolution of the $\mathbf{C}_y^x(\mathbf{y})$ -contribution to the vector field which is, ultimately, a vector-valued observable.

We do so by introducing an extended version of the Koopman operators that act on vectors component-wise, rather than just on real-valued observables. Consider $\mathbf{v} : \mathcal{X} \times \mathcal{Y} \rightarrow \mathbb{R}^d$, for some positive integer d , and define the action of the Koopman operator $e^{t\mathcal{L}}$ on \mathbf{v} as:

$$[e^{t\mathcal{L}} \mathbf{v}(\mathbf{x}, \mathbf{y})]_i = e^{t\mathcal{L}} [\mathbf{v}(\mathbf{x}, \mathbf{y})]_i \quad (11)$$

for every $i = 1, \dots, d$. The definition (11) will allow us to use the semigroup notation for observables of possibly different dimensions, all of which take their inputs in the phase space $\mathcal{X} \times \mathcal{Y}$. Ultimately, this is a component-wise evaluation of our extended Koopman operator family, and its generator can be obtained analogously. As mentioned above, we have to model the effects of the coupling vector field $\mathbf{C}_y^x(\mathbf{y})$, whose state at time $t = 0$ is the product of the evolution from time $-t$ to 0. We then have, with the dynamics starting at time $-t$ and initial state $(\mathbf{x}_0, \mathbf{y}_0)$,

$$\mathbf{C}_y^x(\mathbf{y}) = e^{t\mathcal{L}} \mathbf{C}_y^x(\mathbf{y}_0, -t) = e^{t\mathcal{L}} \mathbf{C}_y^x(\mathbf{y}_0). \quad (12)$$

Now, by using the perturbative expansions in Eqs. (8b)-(9), we obtain:

$$\mathbf{C}_y^x(\mathbf{y}) = e^{t\mathcal{L}} \mathbf{C}_y^x(\mathbf{y}_0) = e^{t\mathcal{L}_0 + t\epsilon\mathcal{L}_1} \mathbf{C}_y^x(\mathbf{y}_0) \quad (13a)$$

$$= e^{t\mathcal{L}_0} \mathbf{C}_y^x(\mathbf{y}_0) + \epsilon \int_0^t e^{s\mathcal{L}} \mathcal{L}_1 e^{(t-s)\mathcal{L}_0} \mathbf{C}_y^x(\mathbf{y}_0) ds \quad (13b)$$

$$= e^{t\mathcal{L}_0} \mathbf{C}_y^x(\mathbf{y}_0) + \epsilon \int_0^t e^{(t-s)\mathcal{L}_0} \mathcal{L}_1 e^{s\mathcal{L}} \mathbf{C}_y^x(\mathbf{y}_0) ds \quad (13c)$$

$$= e^{t\mathcal{L}_0} \mathbf{C}_y^x(\mathbf{y}_0) + \epsilon \int_0^t e^{(t-s)\mathcal{L}_0} \mathcal{L}_1 e^{s\mathcal{L}_0} \mathbf{C}_y^x(\mathbf{y}_0) ds + \mathcal{O}(\epsilon^2). \quad (13d)$$

Plugging the identity in Eq. (13c) into Eq. (10), we find the following expression:

$$\partial_t(U_t\Phi)|_{t=0} = \left[\mathbf{F}(\mathbf{x}) + \epsilon \mathbf{C}_x^x(\mathbf{x}) : \{e^{t\mathcal{L}_0} \mathbf{C}_y^x(\mathbf{y}_0) + \epsilon \int_0^t e^{s\mathcal{L}} \mathcal{L}_1 e^{(t-s)\mathcal{L}_0} \mathbf{C}_y^x(\mathbf{y}_0) ds\} \right] \cdot \partial_x \Phi. \quad (14)$$

This equation is an exact reformulation of the problem induced by Eq. (10). This reformulation demonstrates that memory effects enter at second order in powers of the coupling parameter. Notice, though, that even if Eq. (14) reduces the dimensionality of the problem from $d_1 + d_2$ to d_1 , it does not constitute an approximation for the evolution of Φ as an observable of \mathbf{x} alone, since it depends on the evolution of the \mathbf{y} -variables in the coupled regime by means of the action of $e^{s\mathcal{L}}$ onto \mathcal{L}_1 .

Therefore, we need to perform a further approximation by considering Eq. (13d) instead, which leads to:

$$\partial_t(U_t\Phi)|_{t=0} \simeq \left[\mathbf{F}(\mathbf{x}) + \epsilon \mathbf{C}_x^x(\mathbf{x}) : \{e^{t\mathcal{L}_0} \mathbf{C}_y^x(\mathbf{y}_0) + \epsilon \int_0^t e^{(t-s)\mathcal{L}_0} \mathcal{L}_1 e^{s\mathcal{L}_0} \mathbf{C}_y^x(\mathbf{y}_0) ds\} \right] \cdot \partial_x \Phi, \quad (15)$$

where the terms of order ϵ^3 have been dropped. Equation (15) is our equivalent of the Dyson approximation in quantum electrodynamics; it approximates the evolution of the \mathbf{x} -variables with no need for the evolution of the \mathbf{y} -variables in the coupled regime.

This result amounts to saying that, by observing only the statistical properties of the decoupled dynamics of the \mathbf{y} -process (obtained with $\epsilon = 0$) one can construct a Markovian contribution

$$\mathbf{C}_x^x(\mathbf{x}) : e^{t\mathcal{L}_0} \mathbf{C}_y^x(\mathbf{y}_0)$$

and a non-Markovian contribution

$$\mathbf{C}_x^x(\mathbf{x}) : \int_0^t e^{(t-s)\mathcal{L}_0} \mathcal{L}_1 e^{s\mathcal{L}_0} \mathbf{C}_y^x(\mathbf{y}_0) ds$$

to the dynamics of the \mathbf{x} -variables that is able to describe the impact of the coupling.

Expanding the kernel \mathcal{K} of the memory contribution, we get:

$$\tilde{\mathcal{K}}(t, s, \mathbf{x}_0, \mathbf{y}_0) := e^{(t-s)\mathcal{L}_0} \mathcal{L}_1 e^{s\mathcal{L}_0} \mathbf{C}_y^x(\mathbf{y}_0) \quad (16a)$$

$$= e^{(t-s)\mathcal{L}_0} \left([\mathbf{C}_x^x(\mathbf{x}_0) : \mathbf{C}_y^x(\mathbf{y}_0)] \cdot \partial_x + [\mathbf{C}_x^y(\mathbf{x}_0) : \mathbf{C}_y^y(\mathbf{y}_0)] \cdot \partial_y \right) e^{s\mathcal{L}_0} \mathbf{C}_y^x(\mathbf{y}_0) \quad (16b)$$

$$= \left[e^{(t-s)\mathcal{L}_0} (\mathbf{C}_x^y(\mathbf{x}_0) : \mathbf{C}_y^y(\mathbf{y}_0)) \right] \cdot \partial_y e^{s\mathcal{L}_0} \mathbf{C}_y^x(\mathbf{y}_0). \quad (16c)$$

Note that the leading-order Koopman operator $e^{s\mathcal{L}_0}$ models the evolution of the observables in the uncoupled regime. Since there is no prior knowledge on initializing the coupled system at time $-t$, the initial state \mathbf{y}_0 in the hidden variables should be drawn from an ensemble, according to a probability density function. At this stage, there is freedom in the choice of such prior. However, since we are assuming that the coupled system was initialized at time $-t$, it is natural to draw \mathbf{y}_0 according to the invariant measure μ_y associated with the dynamical system generated by the vector field \mathbf{G} from Eq. (4).

We wish to sample initial conditions from the coupled steady state, but do not assume any prior knowledge of the coupled statistics. As discussed in [69, 71], we can take advantage of response theory to address this situation. Indeed, for any sufficiently smooth observable Ψ , we have:

$$\langle \Psi \rangle_\epsilon = \langle \Psi \rangle_{\epsilon=0} + \sum_{k=1}^{\infty} \epsilon^k \delta_k[\Psi],$$

where $\langle \Psi \rangle_\epsilon$ is the expectation value of Ψ in the coupled system (4), $\langle \Psi \rangle_{\epsilon=0}$ is the expectation value of Ψ according to the statistics generated by the uncoupled \mathbf{y} process obtained by setting $\epsilon = 0$ in Eq. (4b), and $\epsilon^k \delta_k[\Psi]$ is the k^{th} -order response. In what follows, we remove the subscripts for the averages when $\epsilon = 0$. Therefore, we have that the expected value of the coupling function reads as:

$$\left\langle \mathbf{C}_y^x \right\rangle_\epsilon = \left\langle \mathbf{C}_y^x \right\rangle + \sum_{k=1}^{\infty} \epsilon^k \delta_k[\mathbf{C}_y^x]. \quad (17)$$

Likewise, we can calculate the average of such function at time t :

$$\left\langle e^{t\mathcal{L}_0} \mathbf{C}_y^x \right\rangle_\epsilon = \left\langle e^{t\mathcal{L}_0} \mathbf{C}_y^x \right\rangle + \sum_{k=1}^{\infty} \epsilon^k \delta_k[e^{t\mathcal{L}_0} \mathbf{C}_y^x]. \quad (18)$$

Now, by letting $\tilde{\eta}(t, \mathbf{y}_0) = e^{t\mathcal{L}_0} \mathbf{C}_y^x(\mathbf{y}_0)$, we find that in order for the approximate statistics to agree up to second order in ϵ with the exact one, we only need to impose the following conditions upon the first two moments of the parametrized noisy fluctuations (see also [70]):

$$\left\langle \tilde{\eta}(t, \mathbf{y}_0) \right\rangle = \int \mu_y(\mathbf{y}_0) \mathbf{C}_y^x(\mathbf{y}_0), \quad (19a)$$

$$\left\langle \tilde{\eta}(t, \mathbf{y}_0) \tilde{\eta}^\top(0, \mathbf{y}_0) \right\rangle = \int \mu_y(d\mathbf{y}_0) e^{t\mathcal{L}_0} \mathbf{C}_y^x(\mathbf{y}_0) (\mathbf{C}_y^x(\mathbf{y}_0))^\top; \quad (19b)$$

here $(\cdot)^\top$ stands for the transpose of a vector or a matrix. It follows that any stochastic noise $\eta(t)$ that satisfies the two conditions above will be suitable for parametrizing the fluctuations in the \mathbf{y} -dynamics tied to the lack of knowledge in the initial state.

In the memory term, though, we neglect ϵ -corrections to its statistics since memory effects are of order ϵ^2 already. Thus, we have, by averaging the kernel $\tilde{\mathcal{K}}(t, s, \mathbf{x}_0, \mathbf{y}_0)$ in Eq. (16b) with respect to the \mathbf{y} -variables,

$$\mathcal{K}(t, s, \mathbf{x}) := \int \mu_{\mathbf{y}_0}(d\mathbf{y}_0) \left[e^{(t-s)\mathcal{L}_0} (\mathbf{C}_x^y(\mathbf{x}_0) : \mathbf{C}_y^y(\mathbf{y}_0)) \right] \cdot \partial_y e^{s\mathcal{L}_0} \mathbf{C}_y^x(\mathbf{y}_0) \quad (20)$$

$$= \int \mu_y(d\mathbf{y}_0) e^{(t-s)\mathcal{L}_0} \mathbf{C}_x^y(\mathbf{x}_0) : e^{(t-s)\mathcal{L}_0} \mathbf{C}_y^y(\mathbf{y}_0) \cdot \partial_y e^{s\mathcal{L}_0} \mathbf{C}_y^x(\mathbf{y}_0) \quad (21)$$

$$= \int \mu_y(d\mathbf{y}_0) \mathbf{C}_x^y(\mathbf{x}(t-s)) : e^{(t-s)\mathcal{L}_0} \mathbf{C}_y^y(\mathbf{y}_0) \cdot \partial_y e^{s\mathcal{L}_0} \mathbf{C}_y^x(\mathbf{y}_0) \quad (22)$$

This way, the memory kernel only depends on the \mathbf{x} -variables. Hence, we find a self-consistent evolution of the \mathbf{x} -variables, subject to the influence of unobserved variables \mathbf{y} , in the form of a stochastic integro-differential equation (SIDE) resembling the GLE (3b):

$$\dot{\mathbf{x}}(t) = \mathbf{F}(\mathbf{x}) + \epsilon \mathbf{C}_x^x(\mathbf{x}) : \eta(t) + \epsilon^2 \mathbf{C}_x^x(\mathbf{x}) \cdot \int_0^t \mathcal{K}(t, s, \mathbf{x}) ds, \quad (23)$$

where $\eta(t)$ is a stochastic forcing that agrees with the mean and correlation properties stated in Eq. (19).

We emphasize that the solution $\mathbf{x}(t)$ of the original system of ordinary differential equations (4) does not exactly satisfy Eq. (23) in practice: it is just the proposed reduced-order model for the \mathbf{x} -variables.

The closure provided by expressing the corrections in the second and third term on the RHS of Eq. (23) as functions of \mathbf{x} alone is typically called a parametrization of the effect of the unobserved \mathbf{y} -variables in the climate sciences [27].

Note that there is considerable freedom in the choosing the noise, since we only require agreement up to the second moment. However, a direct consequence of this weak-coupling parametrization is that realizations of the noise can be produced by directly integrating the decoupled hidden variables, or by representing it using simple autoregressive models [64]. We are assuming here that the uncoupled dynamics leads to a noisy signal; this can be achieved either by the presence of stochastic forcing in the hidden variables [64, 68] or by their uncoupled dynamics being chaotic [65].

To summarize, the weak-coupling limit allows one to develop a parametrization of the hidden variables for a system of coupled equations where no separation of time scales is assumed. Moreover, this approach provides explicit approximate expressions for the deterministic, stochastic, and non-Markovian terms in the Mori-Zwanzig formalism of Eq. (3b).

There are two sources of error in the parametrization proposed in Eq. (23). First, the truncation performed in the Dyson expansion neglects higher-order effects, which are weighted by the cube of the small coupling parameter. Secondly, averaging over the statistics of the uncoupled dynamics can also introduce errors. Furthermore, the nature of the stochastic correction is not fully determined except for its lagged correlation.

The perturbation operator approach taken here is analogous to that of [71], which only considered the independent or additive-coupling cases. Here, though, we generalize the parametrization formulas obtained via perturbative expansion of linear operators. In fact, the present approach can also be extended to weakly coupled systems of the form:

$$\dot{\mathbf{x}}(t) = \mathbf{F}(\mathbf{x}(t)) + \epsilon \mathbf{C}^{\mathbf{x}}(\mathbf{y}(t)), \quad (24a)$$

$$\dot{\mathbf{y}}(t) = \mathbf{G}(\mathbf{y}(t)) + \epsilon \mathbf{C}^{\mathbf{y}}(\mathbf{x}(t), \mathbf{y}(t)) \quad (24b)$$

where $\mathbf{C}^{\mathbf{y}}$ encodes, possibly, nonseparable interactions between the \mathbf{x} - and \mathbf{y} -variables in the hidden layer of the model. Note that the full parametrization of arbitrary couplings was discussed by the two authors of [71] in previous work [69], where they used a response-theoretic approach.

2.2 The Additive-Coupling Case

The approximate Dyson expansion given in Eq. (15) is exact in the case of additive coupling. Indeed, by taking $\mathbf{C}^{\mathbf{y}}(\mathbf{x}, \mathbf{y}) = \mathbf{C}^{\mathbf{y}}(\mathbf{x})$ in Eq. (24b) and by using Eq. (13b) — thus avoiding the truncation of the Dyson expansion — we find that the memory term is:

$$\tilde{\mathcal{K}}(t, s, \mathbf{x}, \mathbf{y}_0) = e^{s\mathcal{L}} \mathcal{L}_1 e^{(t-s)\mathcal{L}_0} \mathbf{C}^{\mathbf{x}}(\mathbf{y}_0) \quad (25)$$

$$= e^{s\mathcal{L}} (\mathbf{C}^{\mathbf{x}}(\mathbf{y}_0) \cdot \partial_{\mathbf{x}} + \mathbf{C}^{\mathbf{y}}(\mathbf{x}) \cdot \partial_{\mathbf{y}}) e^{(t-s)\mathcal{L}_0} \mathbf{C}_{\mathbf{y}}^{\mathbf{x}}(\mathbf{y}_0) \quad (26)$$

$$= e^{s\mathcal{L}} (\mathbf{C}^{\mathbf{y}}(\mathbf{x})) \cdot \partial_{\mathbf{y}} e^{(t-s)\mathcal{L}_0} \mathbf{C}_{\mathbf{y}}^{\mathbf{x}}(\mathbf{y}_0), \quad (27)$$

which is exact. Next, taking averages with respect to $\mu_{\mathbf{y}}$, we obtain:

$$\mathcal{K}(t, s, \mathbf{x}) = \int \mu_{\mathbf{y}_0}(\mathrm{d}\mathbf{y}) e^{s\mathcal{L}} \mathbf{C}^{\mathbf{y}}(\mathbf{x}) \cdot \partial_{\mathbf{y}} e^{(t-s)\mathcal{L}_0} \mathbf{C}^{\mathbf{x}}(\mathbf{y}_0). \quad (28)$$

Hence, the parametrization in this additive-coupling case is exact, as no terms proportional to ϵ^k , $k \geq 3$ are present. The only assumption made is that the statistics in the \mathbf{y} variables have reached a steady state according to the unperturbed system. Finally, the full SIDE in this case takes the form:

$$\dot{\mathbf{x}}(t) = \mathbf{F}(\mathbf{x}) + \epsilon \eta(t) + \epsilon^2 \int_0^t \mathcal{K}(t, s, \mathbf{x}) \mathrm{d}s, \quad (29)$$

where the stochastic process η has the mean and correlation properties given by Eqs. (19). This equation is, thus, exactly the one obtained in [72].

Memory effects represented by integral terms seem unavoidable unless the memory kernels vanish quickly with respect to time. In this respect, infinite time scale separation between the two sets of variables leads to the vanishing of such integral expression [50], yet we are assuming no such property in the dynamical system. On the other hand, reduced phase spaces can be susceptible of explaining the statistics of the dynamical system without resorting to delayed effects entailing the integrals in Eq. (29) and (23). In Appendix A, we briefly recapitulate on a criterion based on Koopman (and, generally, Markov) operators to decide whether memory effects are relevant to explain the dynamics and statistics in reduced phase spaces.

2.3 Markovian Representation through Leading Koopman Eigenfunctions

In the context of Langevin dynamics, there are known conditions on memory kernels that allow one to recast certain stochastic integro-differential equations into a Markovian SDE by means of extended variables; see [49, Sec. 8.2]. The stochastic processes that allow such a procedure are called quasi-Markovian [49].[‡]

This Markovianization theory can be formulated in the setting of near-equilibrium statistical mechanics, where one uses fluctuation-dissipation-like relations that link the decay properties of the memory kernel and the decorrelation rates of the fluctuations. Here, we follow the approach in [49] but without making any assumptions on the Hamiltonian behavior of the \mathbf{y} -variables. We need, though, to make assumptions on the spectral properties of the generator of the \mathbf{y} -dynamics, as explained below.

We define the generator $\mathcal{L}_0^{\mathbf{y}}$ of the Koopman semigroup associated with the \mathbf{y} -dynamics by:

$$\mathcal{L}_0^{\mathbf{y}}\Phi(\mathbf{y}) = \mathbf{G}(\mathbf{y}) \cdot \nabla_{\mathbf{y}}\Phi(\mathbf{y}), \quad (30)$$

for every real-valued observable $\Phi \in \mathcal{C}^\infty(\mathbb{R}^{d_2})$ and we denote the associated Koopman operator at time t by $U_t = e^{\mathcal{L}_0^{\mathbf{y}}t}$. Recall that the spectrum of such operators provides useful insights into the statistical properties of the system; this topic is beyond the scope of the present paper but is treated in [14]. It suffices to show below that the spectrum of U_t allows one to characterize the constitutive ingredients of the WL parameterization (23) and (29), subject to natural assumptions.

To do so, we decompose the Koopman operator, following [14, Theorem 1], according to

$$e^{\mathcal{L}_0^{\mathbf{y}}t} = \sum_{j=1}^N e^{t\lambda_j} \Pi_j + \mathcal{R}(t), \quad (31)$$

where $\{\lambda_j\}_{j=1}^N$ are the eigenvalues that form the point spectrum of $\mathcal{L}_0^{\mathbf{y}}$ and Π_j is the spectral projector onto the eigenspace spanned by the eigenfunction ψ_j . Here, $\mathcal{R}(t)$ is the residual operator associated with the essential spectrum of $\mathcal{L}_0^{\mathbf{y}}$ and its norm is controlled by a decaying exponential.

Using the component-wise action of the Koopman operator on vectors, we remark that $\mathbf{C}^{\mathbf{x}}(\mathbf{y}(s)) = e^{\mathcal{L}_0^{\mathbf{y}}s} \mathbf{C}^{\mathbf{x}}(\mathbf{y})$ and that the memory kernel \mathcal{K} in (28) becomes:

$$[\mathcal{K}(t, s, \mathbf{x})]_i = \mathbf{C}^{\mathbf{y}}(\mathbf{x}(s)) \cdot \left\langle \partial_{\mathbf{y}} \sum_{j=1}^N e^{\lambda_j(t-s)} \alpha_{i,j} \psi_j(\mathbf{y}) \right\rangle + \mathcal{R}(t-s)[\mathbf{C}^{\mathbf{x}}]_i \quad (32)$$

$$\approx \mathbf{C}^{\mathbf{y}}(\mathbf{x}(s)) \cdot \left\langle \partial_{\mathbf{y}} \sum_{j=1}^N e^{\lambda_j(t-s)} \alpha_{i,j} \psi_j(\mathbf{y}) \right\rangle \quad (33)$$

$$= \mathbf{C}^{\mathbf{y}}(\mathbf{x}(s)) \cdot \sum_{j=1}^N e^{\lambda_j(t-s)} \alpha_{i,j} \left\langle \partial_{\mathbf{y}} \psi_j(\mathbf{y}) \right\rangle, \quad (34)$$

for $i = 1, \dots, d_1$, where

$$\alpha_{i,j} = \langle \psi_j^*, [\mathbf{C}^{\mathbf{x}}]_i \rangle = \int \mu_{\mathbf{y}}(d\mathbf{y}) \overline{\psi_j^*(\mathbf{y})} [\mathbf{C}^{\mathbf{x}}(\mathbf{y})]_i,$$

[‡]Such a Markovianization procedure is actually not limited to stochastic processes and it relies on the same type of ideas in other contexts [4, 6, 17] and [34, Sec. 1.3].

and we have neglected the contribution coming from the essential spectrum. The $*$ superscript is used to denote the dual eigenfunction. This decomposition highlights the fact that the leading eigenvalues of the operator governing the evolution of observables in the uncoupled \mathbf{y} -dynamics set the time scale for the memory kernel. Furthermore, this spectral approximation implies that the correlation functions of the noise have the same decay properties. It follows that the correspondence between the noise and integral time scales allows us to recast the SIDE in the WL equation (29) into a fully Markovian version with linearly driven hidden variables:

Proposition 2.1. *Let $\{(\lambda_j, \psi_j), j = 1, \dots, N\}$ be the set of eigenpairs associated with the point spectrum of \mathcal{L}_0^y . If $[\mathbf{C}^x]_i$ lies in $\text{span}\{\psi_j, j = 1, \dots, N\}$ and has zero μ_y -mean for every $i = 1, \dots, d_1$, the WL equation (29) admits a Markovianization of the form:*

$$\dot{\mathbf{x}}(t) = \mathbf{F}(\mathbf{x}(t)) + \mathbf{A}\mathbf{Z}(t), \quad (35a)$$

$$d\mathbf{Z}(t) = (\mathbf{R}(\mathbf{x}(t)) - \mathbf{D}\mathbf{Z}(t)) dt + \Sigma dW, \quad (35b)$$

where $\mathbf{A} \in \mathbb{R}^{d_1 \times d_1 N}$, $\mathbf{Z}(t) \in \mathbb{R}^{d_1 N}$ for every t , $\mathbf{R} : \mathbb{R}^{d_1 N} \rightarrow \mathbb{R}^{d_1 N}$, dW is a $d_1 N$ -dimensional Wiener process, and $\mathbf{D}, \Sigma \in \mathbb{R}^{d_1 N \times d_1 N}$ are block-diagonal matrices:

$$\mathbf{D} = \begin{bmatrix} \mathbf{D}_1 & & \\ & \ddots & \\ & & \mathbf{D}_N \end{bmatrix} \text{ and } \Sigma = \begin{bmatrix} \Sigma_1 & & \\ & \ddots & \\ & & \Sigma_N \end{bmatrix}. \quad (36)$$

Furthermore, $\mathbf{D}_i = \text{diag}(\lambda_1, \dots, \lambda_N)$ and

$$\Sigma_i \Sigma_i^* = \mathbf{G} (\mathbf{D}_i + \mathbf{D}_i^*), \quad (37)$$

for some non-singular and positive definite $\mathbf{G} \in \mathbb{R}^{d_1 \times d_1}$ and for every $i = 1, \dots, d_1$.

Proof. First, we will define the variables, parameters, and functions introduced in the statement above and the notation used throughout its proof:

$$\mathbf{z}_i(t) := ([\mathbf{Z}]_{(i-1)N+1}, \dots, [\mathbf{Z}]_{iN}), \quad (38a)$$

$$\mathbf{R}_i(\mathbf{x}(s)) := \left(\mathbf{C}^y(\mathbf{x}(s)) \cdot \left\langle \partial_y \psi_1(\mathbf{y}) \right\rangle, \dots, \mathbf{C}^y(\mathbf{x}(s)) \cdot \left\langle \partial_y \psi_N(\mathbf{y}) \right\rangle \right), \quad (38b)$$

$$\alpha_{i,j} := \langle \psi_j^*, [\mathbf{C}^x]_i \rangle = \int \mu_y(d\mathbf{y}) \overline{\psi_j^*(\mathbf{y})} [\mathbf{C}^x(\mathbf{y})]_i \quad (38c)$$

$$\boldsymbol{\alpha}_i := (\alpha_{i,1}, \dots, \alpha_{i,N}), \quad (38d)$$

$$\mathbf{A}_{i,j+(i-1)N} := \alpha_{i,j}, \quad (38e)$$

$$\mathbf{G}_{i,j} := \int \mu_y(d\mathbf{y}) \overline{\psi_i(\mathbf{y})} \psi_j(\mathbf{y}). \quad (38f)$$

This notation holds for every $i \in \{1, \dots, d_1\}$, $j \in \{1, \dots, N\}$ and $s \in \mathbb{R}$. Now we have to show that the noise and integral terms obtained by solving Eqs. (35)-(35b) agree with those in the WL equation (29). Since the coupling function projects entirely onto the point spectrum, its essential counterpart no longer contributes to the memory kernel.

Following Eq. (32) we get:

$$[\mathcal{K}(t, s, \mathbf{x})]_i = \mathbf{C}^y(\mathbf{x}(s)) \cdot \left\langle \partial_y \sum_{j=1}^N e^{\lambda_j(t-s)} \alpha_{i,j} \psi_j(\mathbf{y}) \right\rangle + \mathcal{R}(t-s)[\mathbf{C}^x]_i \quad (39)$$

$$= \mathbf{C}^y(\mathbf{x}(s)) \cdot \sum_{j=1}^N e^{\lambda_j(t-s)} \alpha_{i,j} \left\langle \partial_y \psi_j(\mathbf{y}) \right\rangle, \quad (40)$$

which holds for every $i = 1, \dots, d_1$. Expanding the noise componentwise by using the eigendecomposition, we get a formula for the second moment:

$$\left\langle \eta_i(t) \eta_k(0) \right\rangle = \int \mu_{\mathbf{y}}(d\mathbf{y}_0) e^{t\mathcal{L}_0} [\mathbf{C}_{\mathbf{y}}^{\mathbf{x}}(\mathbf{y}_0)]_i [\mathbf{C}_{\mathbf{y}}^{\mathbf{x}}(\mathbf{y}_0)]_k \quad (41)$$

$$= \int \mu_{\mathbf{y}}(d\mathbf{y}_0) \left(\sum_{j=1}^N e^{-\lambda_j t} \alpha_{i,j} \psi_j(\mathbf{y}_0) \right) \left(\sum_{k=1}^N \alpha_{k,j} \psi_j(\mathbf{y}_0) \right) \quad (42)$$

$$= e^{-D_i t} \mathbf{G} \alpha_i \cdot \alpha_k, \quad (43)$$

which is valid for $i, k = 1, \dots, d_1$. Now, let us integrate Eq. (35b):

$$\mathbf{z}_i(t) = e^{-D_i t} \mathbf{z}_i(0) + \int_0^t e^{-D_i(t-s)} \Sigma dW_s + \int_0^t e^{-D_i(t-s)} \mathbf{R}_i(\mathbf{x}(s)) ds \quad (44)$$

for every $i = 1, \dots, d_1$ and introduce $\mathbf{q}_i(t) = e^{-D_i t} \mathbf{z}_i(0) + \int_0^t e^{-D_i(t-s)} \Sigma dW_s$ for every $i = 1, \dots, d_1$.

We want to show that the first two moments of $\alpha_i \cdot \mathbf{q}_i(t)$ of this Gaussian process are equal to those of the stochastic forcing $\eta(t)$. Indeed, the mean is zero at all time provided that $\mathbf{z}_i(0)$ has zero mean. The lag correlation is given by:

$$\left\langle \alpha_i \cdot \mathbf{q}_i(t), \alpha_k \cdot \mathbf{q}(0) \right\rangle = \mathbf{G} e^{-D_i t} \alpha_i \cdot \alpha_k, \quad (45)$$

which coincides with Eq. (43). For the memory term, we have to look at the last summand in the RHS of Eq. (44):

$$\alpha_i \cdot \int_0^t e^{-D_i(t-s)} \mathbf{R}_i(\mathbf{x}(s)) ds = \int_0^t \sum_{j=1}^N e^{-\lambda_j(t-s)} \alpha_j^i \mathbf{C}^{\mathbf{y}}(\mathbf{x}(s)) \cdot \left\langle \partial_{\mathbf{y}} \psi_j(\mathbf{y}) \right\rangle ds, \quad (46)$$

which, again, coincides with the memory kernel in the WL equation (29). \square

Remark 2.1. When $\mathcal{L}_0^{\mathbf{y}}$ is self-adjoint, i.e., $\mathcal{L}_0^{\mathbf{y}} = \mathcal{L}_0^{\mathbf{y}*}$, the eigenvalues are real and the eigenvectors are mutually orthogonal. Hence, the matrix \mathbf{G} in Eq. (45) is diagonal in this case. Self-adjointness thus also implies that there are no oscillations in the correlation functions of the noise or, equivalently, peaks in their power spectrum.

The resulting system given by Eqs. (35)-(35b) is now fully Markovian and the only sources of error with respect to the original stochastic integro-differential equation (23) lie (i) in the effects of the essential spectrum, which are neglected herein; and (ii) the assumptions about the coupling terms. Neglecting the essential spectrum is only valid for Koopman operators with a point spectrum capable of explaining the correlations in the decoupled \mathbf{y} -system; the latter might only hold in the case of Markovian diffusion processes and not for deterministic ones. Also, the assumption that the coupling functions project solely on the point spectrum might not be in general correct.

From a practical perspective, though, a suitable choice of dominating eigendirections can reduce the number of extra dimensions needed to integrate the system. Such a suitable choice boils down to neglecting particular eigendirections and this can be done according to two handy criteria:

- (i) The weight determined by the $\alpha_{i,j}$ coefficients defined in Eq. (38d) is small; and
- (ii) The eigenvalues λ_j of $\mathcal{L}_0^{\mathbf{y}}$ satisfy $\Re \lambda_{j_0} \ll 0$, for some $j_0 \in \{1, \dots, N\}$, in which case $e^{-\lambda_{j_0} t}$ decays rapidly as t grows. In addition, if $\alpha_{i,j_0} > \alpha_{i,j}$ for $j = 1, \dots, N$ and $j \neq j_0$, both the memory and the noise correlations die out fast. Hence, one can neglect the integral terms and perform a fully Markovian parametrization, which is possible in the presence of white noise.

The advantages of the Markovian system of Eqs. (35)-(35b) over the original WL equation (29) are twofold. First, we identify situations in which the WL equation can be Markovianized by introducing extended, hidden variables. This idea was already introduced in a preliminary application of the WL parametrization [68], in which the authors resorted to a Markovian system to perform their simulations. In fact, one of their examples is studied in the present framework; see Sect. 2.4.

Second, memory equations contain nonlocal terms that are cumbersome and computationally expensive to integrate, as well as requiring much larger storage for the full history of the system's variables. The efficient Markovianization of evolution equations with memory terms is an active field of research in diverse areas of mathematics and the applied sciences; these areas include the study of bifurcations of delay differential equations [5, 7], the reduction of stochastic partial differential equations to stochastic invariant manifolds [10, 11], and material sciences [17], among many others.

2.4 Preliminary Example

As seen earlier on Proposition 2.1, if the coupling function is resonant with the Koopman operator associated with the \mathbf{y} -dynamics, one can identify the dominating exponential rates of decay of the memory term and the characteristic decorrelation time of the noise. As a consequence, one can Markovianize the parametrization and greatly facilitate the numerical integrations involved.

To illustrate the above statement, we revisit here the preliminary application of the WL parametrization in the context of multiscale triads [68]. In that work, the authors implemented the parametrization for a collection of three-dimensional models that do exhibit time scale separation and compare here the corresponding outputs to those obtained via homogenization. The results are encouraging, since the parametrizations in [68] were obtained only from the decoupled hidden dynamics, in the lines of the present paper as well; see derivation of Eq. (23).

One of the first multiscale triads studied in [68] is the following:

$$\dot{x}(t) = \epsilon B^{(0)} y_1 y_2, \quad (47a)$$

$$\dot{y}_1(t) = \epsilon B^{(1)} x y_2 - \gamma_1 y_1 + \sigma_1 dW_1, \quad (47b)$$

$$\dot{y}_2(t) = \epsilon B^{(2)} x y_1 - \gamma_2 y_2 + \sigma_2 dW_2. \quad (47c)$$

Here we require that $\sum_j B^{(j)} = 0$, dW_1 and dW_2 are scalar Brownian motions and the parameter ϵ indicates both the time scale separation and the coupling strength. By virtue of the previous formulas or by following [68], the WL parametrization yields the following scalar memory equation:

$$\dot{x}(t) = \epsilon \eta(t) + \epsilon^2 \int_0^t \mathcal{K}(s, x(t-s)) ds; \quad (48)$$

here,

$$\langle \eta(t) \rangle = 0, \quad (49)$$

$$\langle \eta(t+s) \eta(s) \rangle = \left(B^{(0)} \right)^2 e^{-(\gamma_1 + \gamma_2)t} \frac{\sigma_1^2}{2\gamma_1} \frac{\sigma_2^2}{2\gamma_2}, \quad (50)$$

$$\mathcal{K}(s, x) = \begin{bmatrix} x \\ x \end{bmatrix} \cdot \left\langle \begin{bmatrix} B^{(1)} y_2 \\ B^{(2)} y_1 \end{bmatrix} : \partial_{\mathbf{y}} y_1(s) y_2(s) \right\rangle. \quad (51)$$

Expanding the averages Eq. (51) leads to:

$$\mathcal{K}(s, x) = x e^{-(\gamma_1 + \gamma_2)s} \left\langle B^{(1)} y_2^2 + B^{(2)} y_1^2 \right\rangle \quad (52a)$$

$$= x B^{(0)} e^{-(\gamma_1 + \gamma_2)s} \left(B^{(1)} \frac{\sigma_2^2}{2\gamma_2} + B^{(2)} \frac{\sigma_1^2}{2\gamma_1} \right). \quad (52b)$$

The time scales are indicated by the exponents in the formulas above and they are the same for the noise and the memory kernel. This equality suggests the possibility of Markovianizing the memory equation into the following two-dimensional system:

$$\dot{z}_1(t) = \epsilon B^{(0)} z_2, \quad (53a)$$

$$\dot{z}_2(t) = -(\gamma_1 + \gamma_2) z_2 + \frac{\sigma_1 \sigma_2}{2\gamma_1 \gamma_2} \{2(\gamma_1 + \gamma_2)\}^{1/2} dW + \epsilon \left(B^{(1)} \frac{\sigma_2^2}{2\gamma_2} + B^{(2)} \frac{\sigma_1^2}{2\gamma_1} \right) z_1. \quad (53b)$$

Clearly, integrating this system is less numerically difficult than a memory equation like Eq. (48).

The results of Sec. 2.3 allow us to carry out the dimension reduction of the multiscale triad by analyzing the spectral properties of the Koopman operator associated with the decoupled y -dynamics. Since the y -variables evolve stochastically, the Koopman operator becomes the *backward-Kolmogorov* equation, which governs the evolution of the expectation values of the observables. Thus, for a generic observable Ψ in the y phase space, the evolution of its expectation value is given by:

$$\partial_t \Psi(y_1, y_2) = \mathcal{L}_0^y \Psi(y_1, y_2) = \begin{bmatrix} -\gamma_1 y_1 \\ -\gamma_2 y_2 \end{bmatrix} \cdot \nabla \Psi(y_1, y_2) + \sigma_1^2 \partial_{y_1}^2 \Psi(y_1, y_2) + \sigma_2^2 \partial_{y_2}^2 \Psi(y_1, y_2). \quad (54)$$

Now, let $\Psi(y_1, y_2) = y_1 y_2$ be the coupling function of the triad system (47), for which we find that:

$$\mathcal{L}_0^y \Psi(y_1, y_2) = -(\gamma_1 + \gamma_2) \Psi(y_1, y_2). \quad (55)$$

The above equation is an eigenvalue problem, showing that this particular Ψ is an eigenfunction of the Koopman operator associated with the eigenvalue $e^{-(\gamma_1 + \gamma_2)}$. This is no surprise, since y_1 and y_2 are respectively the Hermite polynomial eigenfunctions of the backward-Kolmogorov equation of the scalar Ornstein-Uhlenbeck (OU) process [61]. Hence, the product $y_1 y_2$ is also an eigenfunction of the same equation for the joint process. Therefore, we can immediately re-Markovianize the parametrization according to Eqs. (35), where $D = \gamma_1 + \gamma_2$ and

$$\mathbf{R}(x(t)) = \left(B^{(1)} \frac{\sigma_2^2}{2\gamma_2} + B^{(2)} \frac{\sigma_1^2}{2\gamma_1} \right) x(t). \quad (56)$$

3 Multilevel Stochastic Models and Empirical Model Reduction (EMR)

3.1 Multilevel Stochastic Models (MSMs)

MSMs are a general class of SDEs that were introduced in [34] and are, by their layered structure, susceptible to provide a good approximation of the GLE (3b) formulated by Mori and Zwanzig when a high-dimensional system is partially observed; see [34, Proposition 3.3 and Sec. 5]. The MSM framework allows one to provide such approximations that are accompanied by useful dynamical properties, such as the existence of random attractors [34, Theorem 3.1]. The conditions on the high-dimensional system's coupling interactions between the resolved and hidden variables are also well understood [34, Corollary 3.2].[§]

As discussed in [34], MSMs arise in a variety of data-driven protocols for model reduction that typically use successive regressions from partial observations; see Sec. 3.2 below. The general form of an MSM is given by [34, Eq. (MSM)]; we only use herein its most basic version, which has the following structure:

$$d\mathbf{x}(t) = \left(\mathbf{F}(\mathbf{x}(t)) + \epsilon \Pi \mathbf{r}(t) \right) dt, \quad (57a)$$

$$d\mathbf{r}(t) = \left(\epsilon \mathbf{C} \mathbf{x}(t) - \mathbf{D} \mathbf{r}(t) \right) dt + \Sigma d\mathbf{W}_t. \quad (57b)$$

[§]Moreover, random attractors with fractal structures that survive highly degenerate noise [13]—a situation that might occur when approximating deterministic chaotic dynamics by stochastic pathwise dynamics—can still be present in MSMs; see [34, Sec. 7].

Here the observed vector variable $\mathbf{x}(t)$ lies in \mathbb{R}^{d_1} and, for $\epsilon = 0$, the hidden variables $\mathbf{r}(t) \in \mathbb{R}^{d_2}$ evolve in time independently. Otherwise, the dynamics of the \mathbf{x} -variables is linearly coupled to that of the \mathbf{r} -variables, which act upon (57a) as a stochastic forcing, via the canonical projection $\Pi : \mathbb{R}^{d_2} \rightarrow \mathbb{R}^{d_1}$, while \mathbf{W}_t in (57b) is a d_1 -dimensional Wiener process.

The matrix C in $\mathbb{R}^{d_2 \times d_1}$ models the feedback of the \mathbf{x} -process onto the \mathbf{r} -variables. In the case of $C \equiv 0$, \mathbf{r} would evolve according to an OU process with drift matrix D and covariance matrix $\Sigma\Sigma^*$. For the sake of simplicity, we restrict ourselves to the case $d_1 = d_2$ so that the projection Π reduces to the identity.

The more general MSM with nonlinear coupling considered in [34] was shown to be equivalent to a SIDE with explicit expressions for the memory kernels and stochastic forcing being obtained; see [34, Proposition 3.3]. The noise term there results from successive convolutions of the homogeneous solutions of the lower levels of the system with an OU process. In particular, using the Itô stochastic calculus, one readily obtains a SIDE that is equivalent to an MSM; see [34, Sec. 3.2] and Appendix B below.

We show next that the same SIDE can actually be obtained by using the operator formalism presented in Sec. 2 above. One might object that an MSM is a stochastic system, due to the presence of white noise in the hidden layer, whereas the theory presented above applies to deterministic dynamics. However, as clarified below, the operator formalism applies equally well to the MSM case.

In fact, given a smooth, \mathcal{C}^∞ observable

$$\Phi : \mathbb{R}^{d_1} \times \mathbb{R}^{d_2} \rightarrow \mathbb{R}, \quad (\mathbf{x}, \mathbf{r}) \mapsto \Phi(\mathbf{x}, \mathbf{r}), \quad (58)$$

its expected value along a stochastic trajectory $X_t = (\mathbf{x}(t), \mathbf{r}(t))^\top$ solving Eq. (57), namely $\mathbb{E}(\Phi(X_t))$, defines a Markov semigroup P_t by

$$P_t \Phi = \mathbb{E}(\Phi(X_t)), \quad (59)$$

which solves the backward Kolmogorov equation [14] associated with Eq. (57):

$$\partial_t (P_t \Phi) = \begin{bmatrix} \mathbf{F}(\mathbf{x}) + \epsilon \mathbf{r} \\ \epsilon C \mathbf{x} - D \mathbf{r} \end{bmatrix} \cdot \nabla P_t \Phi + \frac{1}{2} \begin{bmatrix} 0 \\ \Sigma \Sigma^* \nabla_{\mathbf{r}}^2 P_t \Phi \end{bmatrix}; \quad (60)$$

the only difference with respect to the transport equation (5) lies in the presence of a second-order differential operator induced by the white noise.

We introduce the operators:

$$\mathcal{L}_0 = \begin{bmatrix} \mathbf{F}(\mathbf{x}) \\ -D \mathbf{r} \end{bmatrix} \cdot \nabla + \begin{bmatrix} 0 \\ \Sigma \Sigma^* \nabla_{\mathbf{r}}^2 \end{bmatrix}, \quad (61a)$$

$$\mathcal{L}_1 = \begin{bmatrix} \mathbf{r} \\ C \mathbf{x} \end{bmatrix} \cdot \nabla, \quad (61b)$$

which play a role that is analogous to their deterministic relatives in Eq. (6) of the previous section. Again, the operator \mathcal{L}_1 is viewed as a perturbation to the operator \mathcal{L}_0 due to the coupling.

If one considers observables $\Phi = \Phi(\mathbf{x})$, Eq. (60) becomes at time $t = 0$:

$$\partial_t (P_t \Phi)|_{t=0} = [\mathbf{F}(\mathbf{x}) + \epsilon \mathbf{r}] \cdot \nabla_{\mathbf{x}} \Phi, \quad (62)$$

and we apply now, as in Sec. 2, the Dyson perturbative expansion. By virtue of the formula (23), the parametrization leads to a reduced equation of the form:

$$\dot{\mathbf{x}}(t) = \mathbf{F}(\mathbf{x}(t)) + \epsilon \eta(t) + \epsilon^2 \int_0^t \mathcal{K}(s, \mathbf{x}(t-s)) ds, \quad (63)$$

where the hidden variables in the decoupled regime are governed by an OU process with invariant measure $\mu_{\mathbf{r}}$. The properties of the stochastic noise $\eta(t)$ are given by:

$$\langle \eta(t)\eta(0) \rangle = \int d\mu_{\mathbf{r}}(\mathbf{r}_0) e^{t\mathcal{L}_0} \mathbf{r}_0 \mathbf{r}_0^\top \quad (64a)$$

$$= \int d\mu_{\mathbf{r}}(\mathbf{r}_0) \mathbb{E}(\mathbf{r}(t)|\mathbf{r}_0) (\mathbb{E}(\mathbf{r}(0)|\mathbf{r}_0))^\top \quad (64b)$$

$$= \int d\mu_{\mathbf{r}}(\mathbf{r}_0) e^{-t\mathbf{D}} \mathbf{r}_0 \mathbf{r}_0^\top \quad (64c)$$

$$= \int d\mu_{\mathbf{r}}(\mathbf{r}_0) e^{-t\mathbf{D}} \mathbf{r}_0 \mathbf{r}_0^\top = e^{-t\mathbf{D}} \Sigma, \quad (64d)$$

where \mathbf{r} is a function analogous to the coupling function $\mathbf{C}_{\mathbf{y}}^{\mathbf{x}}$ in the previous section.

The memory kernel is given by:

$$\mathcal{K}(s, \mathbf{x}(t-s)) = \int d\mu_{\mathbf{r}}(\mathbf{r}_0) \mathbf{C}\mathbf{x}(t-s) \cdot \nabla_{\mathbf{r}_0} \mathbb{E}(\mathbf{r}(s)|\mathbf{r}_0) \quad (65a)$$

$$= \int d\mu_{\mathbf{r}}(\mathbf{r}_0) \mathbf{C}\mathbf{x}(t-s) \cdot \nabla_{\mathbf{r}_0} e^{-s\mathbf{D}} \mathbf{r}_0 \quad (65b)$$

$$= \int d\mu_{\mathbf{r}}(\mathbf{r}_0) \mathbf{C}\mathbf{x}(t-s) \cdot e^{-s\mathbf{D}}, \quad (65c)$$

with Σ being the covariance matrix of the white noise. Using the intermediate steps above, the explicit parametrization becomes, finally:

$$\dot{\mathbf{x}}(t) = \mathbf{F}(\mathbf{x}(t)) + \epsilon \eta(t) + \epsilon^2 \int_0^t \mathbf{C}\mathbf{x}(t-s) \cdot e^{-\mathbf{D}s} ds. \quad (66)$$

The integro-differential equation above is the same as Eq. (87) one obtains using the Itô integration described in Appendix B. This similarity of results occurs because we are considering the case of additive coupling, and the Dyson expansion can be truncated after the memory term proportional to ϵ^2 , cf. Sect. 2.2.

3.2 Empirical Model Reduction (EMR)

As discussed in Sects. 1 and 2 and illustrated in Fig. 1, the evolution of the resolved variables is forced by fluctuating terms and the effects of the previous state of the system. It is desirable, therefore, to construct a full model of the system even when only capable to partially observe it. The EMR methodology [34, 35, 37, 38] aims at achieving this goal; we discuss it below in the context of the MSMs.

Having a set of reduced d_1 -dimensional observations $\{\mathbf{x}_i : i = 1, \dots, n\}$ every dt time units, one seeks to regress the tendencies $\{d\mathbf{x}_i : i = 1, \dots, n\}$ of the data onto a quadratic function of the form:

$$\mathbf{F}(\mathbf{x}) = \mathbf{f} + \mathbf{b} \cdot \mathbf{x} + \mathbf{Q}(\mathbf{x}), \quad (67)$$

where $\mathbf{b} \in \mathbb{R}^{d_1 \times d_1}$ describes dissipative processes and \mathbf{Q} is a quadratic form describing self-interaction between the \mathbf{x} variables. The i th component of the quadratic form is given by:

$$[\mathbf{Q}]_i = \mathbf{x}^\top \mathbf{A}_i \mathbf{x}, \quad (68)$$

where $\mathbf{A}_i \in \mathbb{R}^{d_1 \times d_1}$. The function \mathbf{F} is expected to approximate the vector field driving the dynamics in the absence of hidden external influences. Of course, performing regressions yields an error called *residual* $\{\mathbf{r}_i : i = 1, \dots, n\}$. Hence, the evolution of the \mathbf{x} -variables satisfies the equation:

$$\frac{d\mathbf{x}}{dt} = \mathbf{F}(\mathbf{x}) + \mathbf{r}. \quad (69)$$

At this point, one can study the properties of the residual time series $\{\mathbf{r}_i\}_{i=1}^n$ and construct a model able to reproduce its main statistical features. However, we know that if it is possible to sample all the variables of the dynamical system of interest, one expects that the residuals are explained by the errors committed exclusively in the regression algorithm. If some sort of subsampling is done, whether spatial or temporal, the residuals are due also to the delayed influence of unresolved processes that are involved in the coupling.

Allowing for the main level variables \mathbf{x} to be linearly coupled with the residual \mathbf{r} , we are creating a model that is able to incorporate memory effects as well. Hence, for each component i of \mathbf{x} we have:

$$\frac{d[\mathbf{x}]_i}{dt} = [\mathbf{f}]_i + \mathbf{b}_i^{(0)} \cdot \mathbf{x} + \mathbf{x}^\top \mathbf{A}_i \mathbf{x} + [\mathbf{r}^{(0)}]_i, \quad (70a)$$

$$\frac{d[\mathbf{r}^{(0)}]_i}{dt} = \mathbf{b}_i^{(1)} \cdot [\mathbf{x}, \mathbf{r}^{(0)}] + [\mathbf{r}^{(1)}]_i, \quad (70b)$$

$$\frac{d[\mathbf{r}^{(1)}]_i}{dt} = \mathbf{b}_i^{(2)} \cdot [\mathbf{x}, \mathbf{r}^{(0)}, \mathbf{r}^{(1)}] + [\mathbf{r}^{(2)}]_i, \quad (70c)$$

$$\dots \quad (70d)$$

$$\frac{d[\mathbf{r}^{(l)}]_i}{dt} = \mathbf{b}_i^{(l+1)} \cdot [\mathbf{x}, \mathbf{r}^{(0)}, \mathbf{r}^{(1)}, \dots, \mathbf{r}^{(l)}] + [\mathbf{r}^{(l+1)}]_i, \quad (70e)$$

where we have introduced new matrices $\mathbf{b}^{(j)} \in \mathbb{R}^{d_1 \times (j+2)d_1}$ that model the linear coupling. The residual at the last level $[\mathbf{r}^{(l+1)}]_i$ is assumed to obey a Wiener process for which the correlation matrix is obtained from the last residual time series. The choice of stochastic process in the last step can only be done if the decorrelation of $[\mathbf{r}^{(l+1)}]_i$ is sufficiently fast according to the time scale set by dt . This motivates the problem of choosing the optimal number l of levels.

Several criteria have been established to determine the optimal number of levels l . The basic idea is that the resulting $(l+1)$ -residual in Eq. (70e) should be well approximated by Gaussian white noise [34, 38]. One has, therefore, to test whether the residual variables decorrelate at lag dt and whether the lag-0 covariance matrix is invariant in the last levels.

Therefore, regression on the tendency of the optimal level $\mathbf{r}^{(l)}$ should yield:

$$\mathbf{r}^{(l+1)} - \mathbf{r}^{(l)} \simeq -\mathbf{r}^{(l)} + \gamma^{(l)}, \quad (71)$$

where $\gamma^{(l)}$ is the residual of the previous regression and is approximately equal to $\mathbf{r}^{(l+1)}$. Hence, $\gamma^{(l)}$ would become a lagged version of $\mathbf{r}^{(l+1)}$. Subject to this assumption, it is possible to estimate the optimal value of the coefficient of determination R^2 :

$$R^2 = 1 - \frac{\sum_k \gamma_l^2}{\sum_k (\mathbf{r}^{(l+1)} - \mathbf{r}^{(l)})^2} \simeq 1 - \frac{\sum_l \mathbf{r}^{(l+1)2}}{\sum_l \mathbf{r}^{(l+1)2} + \mathbf{r}^{(l)2}} \simeq 0.5. \quad (72)$$

This means that, when the amount of unexplained variance of the last regression is 50%, one has reached the optimal number of levels.

It is worth stressing that the empirical model (70) has the structure (57) of an MSM. It can, therewith, be integrated to transform it into an integro-differential equation with explicit formulas for the fluctuating noise and memory kernel, as discussed in [34] and summarized in the previous Sect. 3.1.

4 Numerical Experiments

In Sects. 2 and 3, we have shown that both the WL top-down approach and the EMR data-driven method yield a set of integro-differential equations for the variables of interest in a multi-scale system. In particular, both approaches give explicit formulas for the fluctuation term and memory kernel in the GLE (3b) of the Mori-Zwanzig formalism. Furthermore, their Markovian representation share that the hidden layers are linearly

driven with a white noise background (see Eq. 35 and Eq. (57)). We now compare the two approaches to model reduction in a simple, conceptual stochastic climate model.

Since the modeling of geophysical flows is the primary motivation for this research, we consider a set of SDEs proposed in [23, among others] as a physically consistent climate “toy” model. In such a model, the main \mathbf{x} -variables are slow and weakly coupled to the fast \mathbf{y} -variables. The latter correspond to weather fluctuations and carry, in fact, most of the system’s variance. The model’s governing equations are:

$$dx_1 = \{-x_2 (L_{12} + a_1 x_1 + a_2 x_2) - d_1 x_1 + F_1 + \epsilon (L_{13} y_1 + c_{134} y_1 y_2)\} dt, \quad (73a)$$

$$dx_2 = \{x_1 (L_{21} + a_1 x_1 + a_2 x_2) - d_2 x_2 + F_2 + \epsilon L_{24} y_2\} dt, \quad (73b)$$

$$dy_1 = \left\{ \epsilon (-L_{13} x_1 + c_{341} y_2 x_1) + F_3 - \frac{\gamma_1}{h} y_1 \right\} dt + \frac{\sigma_1}{\sqrt{h}} dW_t^1, \quad (73c)$$

$$dy_2 = \left\{ -\epsilon (L_{24} x_2 + c_{413} y_1 x_2) + F_4 - \frac{\gamma_2}{h} y_2 \right\} dt + \frac{\sigma_2}{\sqrt{h}} dW_t^2, \quad (73d)$$

where dW_t^1 and dW_t^2 are two independent Brownian motions.

These equations describe the evolution of four real variables $\mathbf{x} = (x_1, x_2)$ and $\mathbf{y} = (y_1, y_2)$; their time scale separation is determined by the parameter h and the coupling strength is controlled by ϵ . The parameter values used herein are: $c_{134} = b_{341} = 0.25$, $c_{413} = -0.5$, $L_{12} = L_{21} = 1$, $L_{24} = -L_{13} = 1$, $a_1 = -a_2 = 1$, $d_1 = 0.2$, $d_2 = 0.1$, $F_1 = -0.25$, $F_2 = F_3 = F_4 = 0$, $\gamma_1 = 2$, $\gamma_2 = 1$ and $\sigma_1 = \sigma_2 = 1$. The time scale separation and the coupling strength are $h = 0.1$ and $\epsilon = 0.5$.

Notice that the hidden variables evolve according to a decoupled OU process. Taking advantage of this fact, we calculate the weak-coupling–limit parametrization of the model, according to the formulas presented in Sect. 2 for the separable coupling functions given by:

$$\mathbf{C}^{\mathbf{x}}(\mathbf{x}, \mathbf{y}) = \mathbf{C}_{\mathbf{y}}^{\mathbf{x}}(\mathbf{y}) = \begin{bmatrix} L_{13} y_1 + c_{134} y_1 y_2 \\ L_{24} y_2 \end{bmatrix}, \quad (74a)$$

$$\mathbf{C}^{\mathbf{y}}(\mathbf{x}, \mathbf{y}) = \mathbf{C}_{\mathbf{x}}^{\mathbf{y}}(\mathbf{x}) : \mathbf{C}_{\mathbf{y}}^{\mathbf{x}}(\mathbf{y}) = \begin{bmatrix} -L_{13} x_1 + c_{341} y_2 x_1 \\ -L_{24} x_2 + c_{413} y_1 x_2 \end{bmatrix}. \quad (74b)$$

The coupling function $\mathbf{C}^{\mathbf{x}}$ in the slow equation (74a) is independent of the \mathbf{x} -variables, indicating that the noise correction can be additively incorporated and implemented by examining the decoupled hidden process. Note that the functional form of $\mathbf{C}^{\mathbf{y}}$ implies that the WL parametrization cannot be exact in ϵ , as noted in Eqs. (14) and (15). This indicates that the WL reduced model will not only introduce an error in averaging over the decoupled steady state, but also that the Dyson expansion Eq. (8) has to be truncated at ϵ^3 , rather than merely at ϵ^2 where no memory effects would be included.

According to the WL parametrization discussed in Sect. 2, the fluctuation terms correspond to the decoupled evolution of the coupling function $\mathbf{C}_{\mathbf{y}}^{\mathbf{x}}$, concretely as in Eq. (19). This allows to directly compute the correlation function:

$$\left\langle \mathbf{C}_{\mathbf{y}}^{\mathbf{x}}(\mathbf{y}) \mathbf{C}_{\mathbf{y}}^{\mathbf{x}}(\mathbf{y}(t))^{\top} \right\rangle = \begin{bmatrix} L_{13}^2 e^{-(\gamma_1/h)t} \frac{\sigma_1^2}{2\gamma_1} + c_{134}^2 e^{-(\gamma_1+\gamma_2)t/h} \frac{\sigma_1^2 \sigma_2^2}{2\gamma_1 \gamma_2} & 0 \\ 0 & L_{24}^2 e^{-(\gamma_2/h)t} \end{bmatrix}, \quad (75)$$

From Eq. (75) we deduce that the noise covariance matrix for the given parameter values is given by:

$$\left\langle \mathbf{C}_{\mathbf{y}}^{\mathbf{x}}(\mathbf{y}) \mathbf{C}_{\mathbf{y}}^{\mathbf{x}}(\mathbf{y})^{\top} \right\rangle = \begin{bmatrix} 0.2578... & 0 \\ 0 & 0.5 \end{bmatrix} \quad (76)$$

The memory kernel \mathcal{K} , which is a vector of two components $(\kappa_1, \kappa_2)^{\top}$, is given by:

$$\mathcal{K}(s, \mathbf{x}) = \begin{bmatrix} \kappa_1(s, \mathbf{x}) \\ \kappa_2(s, \mathbf{x}) \end{bmatrix} = \left\langle \mathbf{C}^{\mathbf{y}}(\mathbf{x}, \mathbf{y}) \cdot \partial_{\mathbf{y}} \mathbf{C}^{\mathbf{x}}(\mathbf{x}(s), \mathbf{y}(s)) \right\rangle; \quad (77)$$

here the brackets $\langle \cdot \rangle$ indicate the averages for the uncoupled equilibrium in the \mathbf{y} -variables, which happen to be a set of independent OU processes. Explicitly,

$$\kappa_1(s, \mathbf{x}) = \left\langle (-L_{13}x_1 + c_{341}y_2x_1) \partial_{y_1} (L_{13}y_1(s) + c_{134}y_1(s)y_2(s)) \right\rangle \quad (78a)$$

$$- \left\langle (L_{24}x_2 + c_{413}y_1x_2) \partial_{y_2} (L_{13}y_1(s) + c_{134}y_1(s)y_2(s)) \right\rangle \quad (78b)$$

$$= -L_{13}^2 e^{-(\gamma_1/h)s} x_1 + c_{341}c_{134} e^{-(\gamma_1+\gamma_2)s/h} \frac{\sigma_2^2}{2\gamma_2} x_1 + c_{134}c_{341} e^{-(\gamma_1+\gamma_2)s/h} \frac{\sigma_1^2}{2\gamma_1} x_1, \quad (78c)$$

$$\kappa_2(s, \mathbf{x}) = \left\langle (-L_{13}x_1 + c_{341}y_2x_1) \partial_{y_1} (L_{24}y_2(s)) \right\rangle - \left\langle L_{24}x_2 \partial_{y_2} (L_{24}y_2(s)) \right\rangle \quad (78d)$$

$$= -L_{24}^2 e^{-(\gamma_2/h)s} x_2 \quad (78e)$$

The reduced-order model obtained herewith does give explicit formulas for the evaluation of the stochastic noise and the memory kernel, independently of the time scale separation h , although these formulas are rather complicated. Still, the scheme remains the same when changing parameter values, so it is flexible in studying different scenarios.

Regarding the data-driven EMR protocol, we integrated the full model with a time step of $d_\ell t = 10^{-3}$ time units for a duration of $T_\ell = 10^4$ time units in order to learn the model parameters. Then, a separate run was performed in order to examine the ability of the inferred model to reproduce the general statistical features. This time, the EMR system was integrated together with the full model using a time step of $d_\tau t = 10^{-2}$ time units for a total of $T_\tau = 10^5$ time units. The equations were solved using a fourth-order Runge-Kutta and a Euler-Maruyama method for the deterministic and stochastic components, respectively. By sampling every time step, we learned an EMR model whose coefficients were explicitly found. The convergence criterion was attained by adding two extra levels.

The climatologies of the slow \mathbf{x} -variables are obtained using data from the full model, the EMR model and the WL parametrization. These are shown in Fig. 2 and we observe good agreement between the two methodologies when approximating the clearly non-Gaussian density arising from the full model.

The time scale separation between the \mathbf{x} -variables and the \mathbf{y} -variables is clearly depicted in the left panel of Fig. 4, where the fast variables decorrelate almost instantly compared to the slow ones. The approximation of these autocorrelation functions is also obtained using the EMR and WL methods.

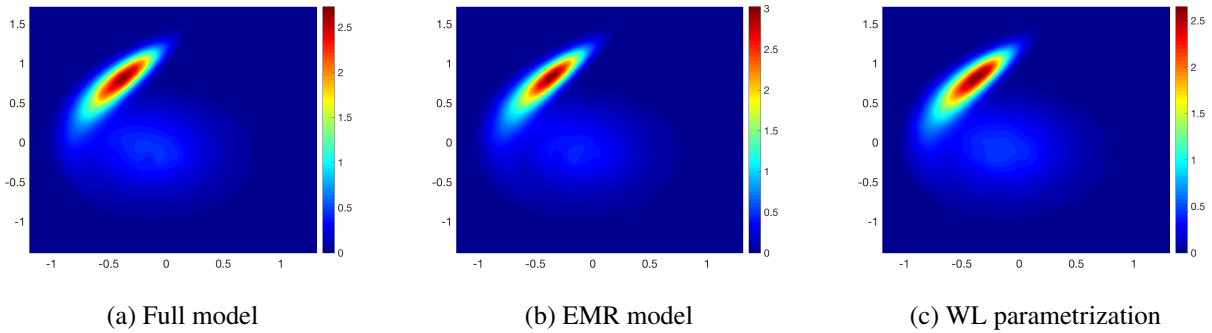


Figure 2: Two-dimensional probability density functions (PDFs) of the stochastic model (73) as obtained with: (a) the full integration; (b) an integration of the EMR model; and (c) the WL parametrization. The time scale separation parameter used is $h = 0.1$.

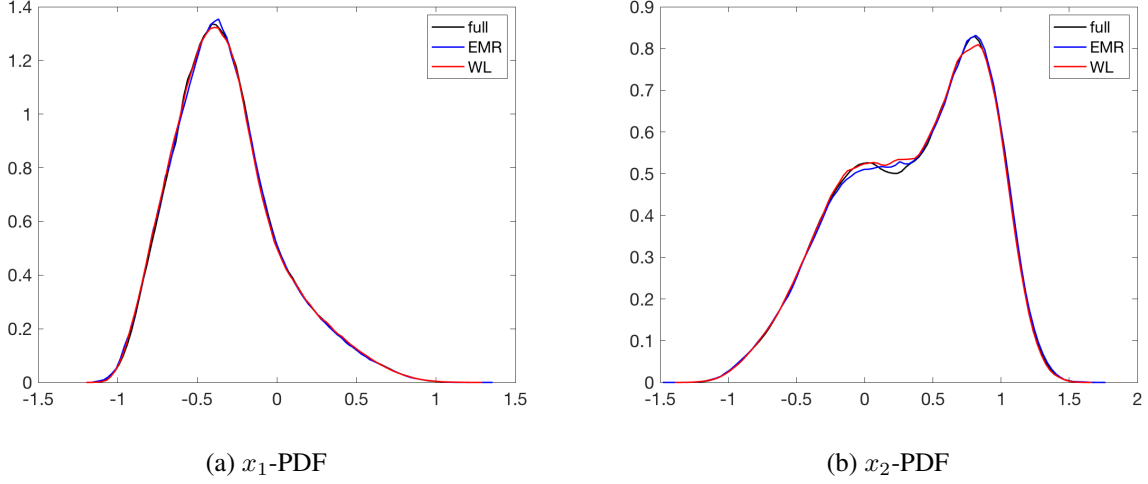


Figure 3: PDFs of (a) the x_1 variable; and (b) the x_2 variable. The separation parameter is $h = 0.1$ and colors used for each method are indicated by the legends inside the panels.

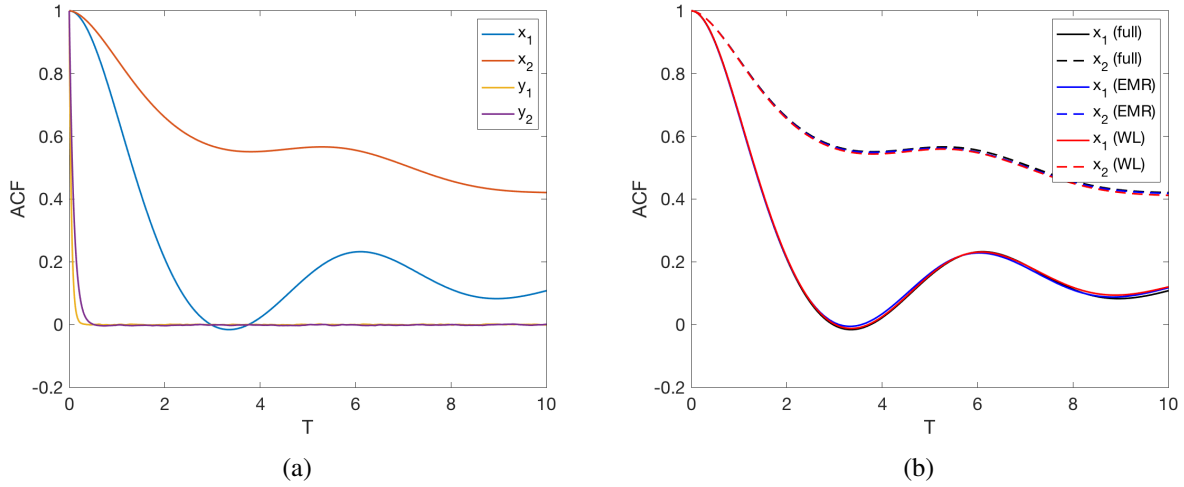


Figure 4: Autocorrelation functions for the four variables x_1, x_2, y_1, y_2 obtained (a) from the full model; and (b) the comparison of the corresponding results for x_1, x_2 with the full model, the EMR model, and the WL parametrization. See legend for the choice of lines; $h = 0.1$.

In general, cf. [37], the regressions performed in the main level (70a) of the EMR model allow one to effectively reconstruct the coefficients of a weakly coupled model; see Appendix C. The EMR methodology, though, only allows for linear coupling between the slow x 's and the fast y 's. The nonlinear coupling between the slow and fast variables in system (73) compromises the estimation of the main model parameters in Eq. (70a), so that we cannot expect to recover the original, full model's behavior given by (73). The EMR model coefficients are as shown in the two tables below:

Table 1: Empirically estimated EMR model coefficients at the first level, Eq. (70a), for $h = 0.1$. First column gives the coefficients for the constant forcing $\mathbf{f}^{(0)}$, the second and third columns indicate the linear component of the vector field $\mathbf{b}^{(0)}$ and the last three columns determine the quadratic form \mathbf{A} .

| f | x_1 | x_2 | x_1^2 | x_1x_2 | x_2^2 |
|----------|----------|-----------|---------|----------|---------|
| -0.31404 | -0.50954 | -0.065313 | 0 | -1.0092 | 0.99704 |
| -0.15356 | 0.12353 | 0.21979 | 1.0092 | -0.99704 | 0 |

Table 2: Empirically estimated EMR model coefficients at the second level, Eq. (70b), for $h = 0.1$. First column gives the coefficients for the constant forcing $\mathbf{f}^{(1)}$, the next two columns indicate the linear coupling to the main level (i.e. the first two columns of $\mathbf{b}^{(1)}$) and the last two columns determine the linear drift for the second level (i.e. the last two columns of $\mathbf{b}^{(1)}$).

| $f^{(1)}$ | x_1 | x_2 | $r_1^{(1)}$ | $r_2^{(1)}$ |
|-----------|------------|-------------|-------------|-------------|
| 0 | -5.6397e-4 | -6.9382e-05 | -20.2823 | 0.016165 |
| 0 | -1.648e-4 | -4.72e-4 | 0.086621 | -10.0426 |

As discussed in Sect. 3.2, the EMR has the structure of an MSM and it can be recast into an integro-differential equation. If one only considers the first added level, the EMR can be readily integrated giving the following equation for the evolution of the slow variables $\mathbf{x} = (x_1, x_2)$:

$$\dot{\mathbf{x}}(t) = \mathbf{F}(\mathbf{x}(t)) + e^{-\mathbf{D}t}\mathbf{y}(0) + \int_0^t e^{-\mathbf{D}(t-s)}\Sigma d\mathbf{W}_s + \int_0^t e^{-\mathbf{D}(t-s)}\mathbf{C}\mathbf{x}(s)ds. \quad (79)$$

Here \mathbf{W}_s is an independent two-dimensional Wiener process and

$$\mathbf{D} = \begin{bmatrix} -19.9982 & 2.1122 \cdot 10^{-3} \\ -0.77528 & -10.116 \end{bmatrix}, \mathbf{C} = \begin{bmatrix} -5 \cdot 10^{-3} & -5 \cdot 10^{-4} \\ -1 \cdot 10^{-3} & -5 \cdot 10^{-3} \end{bmatrix}, \quad (80a)$$

$$\Sigma = \begin{bmatrix} 0.2626 & -0.0014 \\ -0.0014 & 0.5013 \end{bmatrix}. \quad (80b)$$

First thing to note is that the matrix \mathbf{C} has a small norm and, by virtue of Eq. (79), it means that memory effects are going to be very small. On the other hand, the eigenvalues of the matrix \mathbf{D} are $\lambda_1 \simeq -20$, $\lambda_2 \simeq -10$, which are approximately the drift coefficients of the uncoupled OU process driving the \mathbf{y} -variables. This indicates that the exponential kernel is damping the effects of the \mathbf{x} -variables in past times rather quickly. Moreover, the covariance matrix Σ corresponds to that obtained by integrating the \mathbf{y} -dynamics independently, according to Eq. (76).

Regarding the WL approximation, we stress that the \mathbf{y} -variables are no longer present, after taking the averages in its construction. The memory kernel \mathcal{K} in this case differs from the matrix \mathbf{D} above, although its dominant terms correspond to its eigenvalues. Note that, if $L_{13} = 0$, the coupling function \mathbf{C}_y^x would project entirely onto the eigenfunction of the OU process associated with the eigenvalue $-(\gamma_1 + \gamma_2)$. The same statement would hold for $c_{134} = 0$, where in this case \mathbf{C}_y^x projects onto the eigenfunctions associated with the eigenvalue $-\gamma_1$.

4.1 Reduced Time Scale Separation

The parameter h controls the time scale separation in the evolution of the \mathbf{x} - and \mathbf{y} -variables. Here we set $h = 1$ so that this separation is reduced by an order of magnitude as illustrated by the autocorrelation functions in Fig. 7. The question to be addressed in this subsection is the effect of such a reduction in the WL and EMR parametrizations and their respective performance.

In the WL parametrization, there is no need to sample the dynamics in order to construct it, since the formulas of Sect. 2 are explicit and do not depend on h . In the case of model (73), the covariance matrix and time correlations of the WL noise correction are thus given by Eq. (75) with no reference to h . The memory term, though, is expected to change as the kernel \mathcal{K} will decay more slowly by a factor of 10. Therefore, memory effects are more important, as expected.

The EMR approach, on the other hand, requires a new learning phase for this value of $h = 1$. We used the same numerical integration parameters $d_\ell t = 10^{-3}$ and $T_\ell = 10^4$ time units as for the previous case. In the first-level regression, one observes that the coefficient values listed in Table 3 are essentially the same from those estimated in the previous case, for $h = 0.1$, and listed in Table 1, as well as being even more distant from the original ones in the table's first row.

The covariance matrix Σ of the noise correction is indicated in Eq. (81b) and it agrees fairly well with the previous values, for $h = 0.1$, as given in Eq. (80b). The matrix C that indicates the strength of the memory effects also has a magnitude that is of the same order as that in the previous case of $h = 0.1$, which is rather suprising, given the factor of 10 in time scale separation h ; compare Eqs. (80a) and (81a). This observation tells us that the loss of Markovianity might be intrinsic to the nature of the coupling rather than being due to the time scale separation, even though, in the limit case of infinite scale separation, memory effects will dissapear entirely. The memory kernel, as determined by D , scales almost exactly with the time scale separation and it is expected to change depending on how the coupling functions project onto the eigenspaces of the underlying Orstein-Uhlenbeck process, as discussed more generally earlier in Proposition 2.1 .

The performance of both parametrization techniques is summarized in Figs. 5–7. These figures are the exact counterparts of Figs. 2–4 for the reduced time scale separation $h = 1$. First of all, we note from Fig. 7(a) that, for $h = 1$ there is indeed no strict time scale separation, as indicated by the autocorrelation functions obtained from the full model. Secondly, consideration of Figs. 5(a)–(c), 6(a,b) and 7(b) shows that neither the WL nor the EMR approach seems to be affected by the time scale reduction.

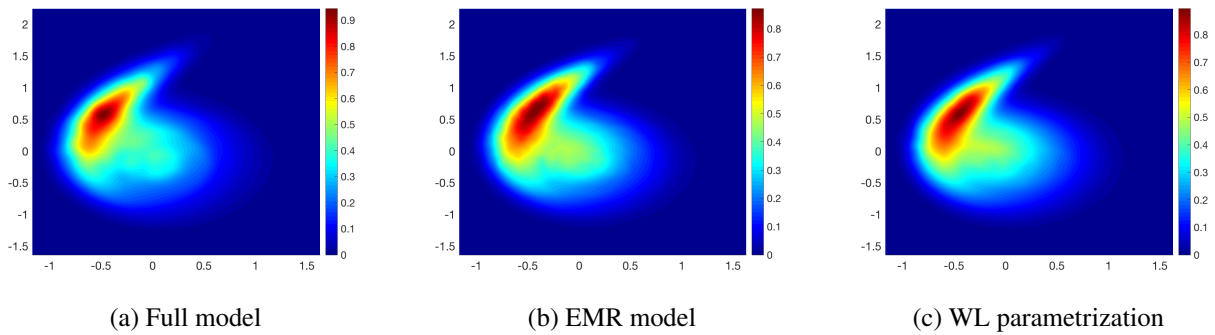


Figure 5: Same as Fig. 2, but for the time scale separation parameter $h = 1$.

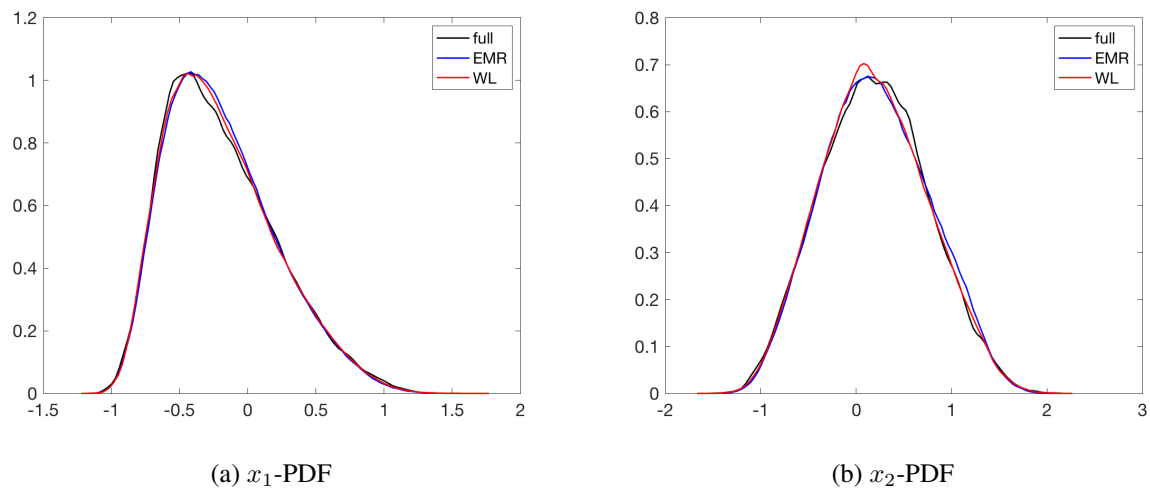


Figure 6: Same as Fig. 3, but for the time scale separation parameter $h = 1$.

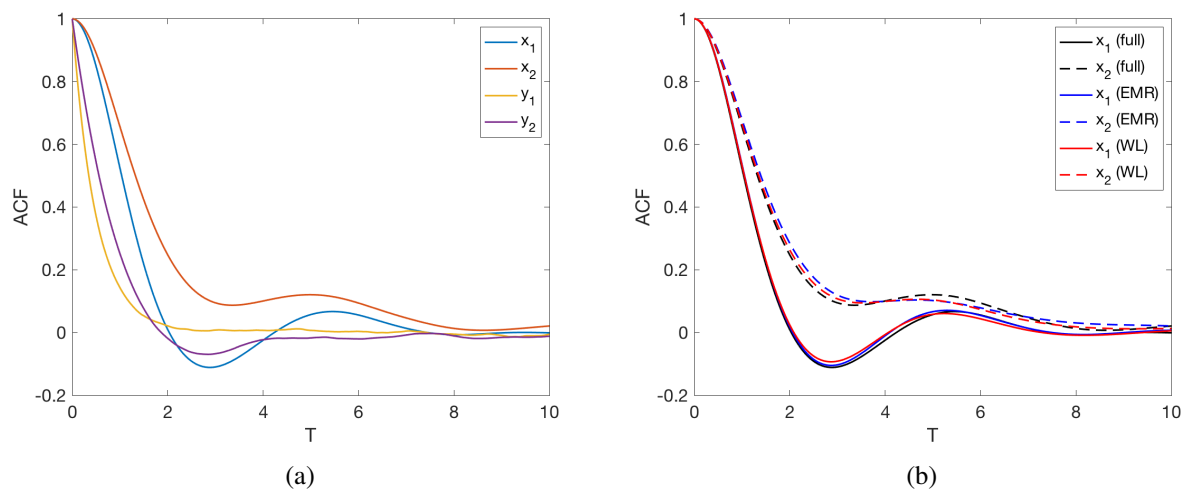


Figure 7: Same as Fig. 4, but for the time scale separation parameter $h = 1$.

Table 3: Empirically estimated EMR model coefficients at the first level, for $h = 1$.

| f | x_1 | x_2 | x_1^2 | x_1x_2 | x_2^2 |
|----------|---------|----------|---------|----------|---------|
| -0.31181 | -0.339 | -0.42944 | 0 | -0.93439 | 0.97958 |
| -0.16925 | 0.46833 | 0.17513 | 0.93439 | -0.97958 | 0 |

Table 4: Empirically estimated EMR model coefficients at the second level, for $h = 1$.

| $f^{(1)}$ | x_1 | x_2 | $r_1^{(1)}$ | $r_2^{(1)}$ |
|-----------|------------|------------|-------------|-------------|
| 0 | -3.9452e-3 | -1.5027e-4 | -2.1001 | 0.016509 |
| 0 | -5.0312e-4 | -3.79e-3 | 0.054861 | -1.1214 |

$$D = \begin{bmatrix} -2.1001 & 0.016509 \\ 0.054861 & -1.1214 \end{bmatrix}, C = \begin{bmatrix} -4 \cdot 10^{-3} & -1 \cdot 10^{-4} \\ -6 \cdot 10^{-4} & -4 \cdot 10^{-3} \end{bmatrix}, \quad (81a)$$

$$\Sigma = \begin{bmatrix} 0.2618 & 0.0011 \\ 0.0011 & 0.4554 \end{bmatrix}. \quad (81b)$$

4.2 Memory Effects

We would like to end this results section by analyzing the role of the memory effects when performing a reduction of the highly idealized model given by Eqs. (73). For this purpose, we apply the criterion (85) discussed in the corresponding Appendix A. We thus spectrally approximate the autocorrelation functions of the variables x_1 and x_2 using Eq. (85) with the Koopman operator \mathcal{T}_τ estimated using Ulam's method with a transition time of $\tau = 0.5$ time units for the case where $h = 0.1$ and $\tau = 1$ time unit for $h = 1$.

The difference between the two τ -values is due to the fact that we expect the coarse-grained phase space to be sensitive to the system's variability. Hence, if the time scale separation is large, a shorter transition time is required in order to capture the influence of the hidden processes. In fact, a range of transition times was tested in the case of $h = 1$ to find that the optimal value was $\tau = 1$. It follows that the methodology is robust in showing the effects of memory in the projected phase space.

We clearly observe in Figure 8 that the correlation functions can be accurately reconstructed in the case of large time scale separation $h = 0.1$ (figure (a)) but not so for $h = 1$ (figure (b)). This indicates, naturally, that memory effects are negligible in the first case and relevant in the second.

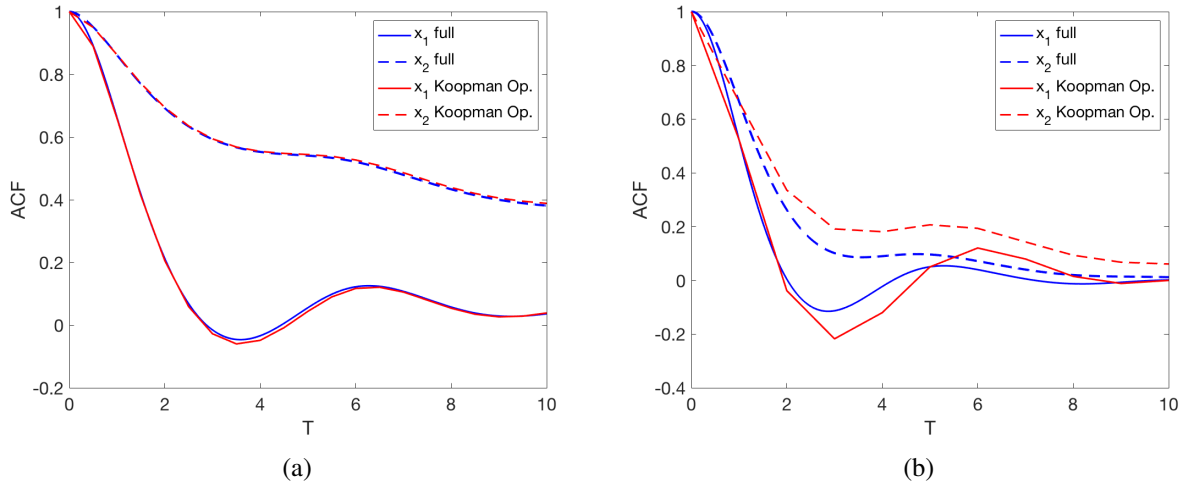


Figure 8: Autocorrelation functions for the two x -variables obtained from the full model in the spectral reconstruction using the Koopman operator: (a) $h = 0.1$ and (b) $h = 1$.

5 Conclusions

To formulate accurate and efficient parametrizations for multiscale processes is a crucial challenge in many areas of science and technology for one of two reasons: either the numerical simulation of all scales active in a given system is computationally unfeasible; or there is a mismatch between model resolution and the granularity and homogeneity of the observations, as in the case in geophysical flows and in the climate system. Moreover, parametrizations are of the essence to help understand the nature of nonlinear fluxes across scales and the physical processes responsible for cascades, instabilities, and feedbacks.

There are two main approaches for constructing parametrizations: top-down, by deriving the parametrizations directly from the evolution equations governing the system through the use of suitable approximations; and data-driven, in which the parametrizations are constructed through suitable optimization procedures, which are first tuned in a training phase and then actually used in the prediction phase. Both approaches aim to derive the effective dynamics for the variables of interest: formally, this is achieved by applying the Mori-Zwanzig projection operator [46, 73] to the full dynamics. The result of doing so is to describe the impact of the hidden variables by formulating a generalized Langevin equation (GLE) (3b) for the variables of interest that includes a deterministic, a stochastic, and a non-Markovian component.

Top-down and data-driven approaches are conceptually complementary and have different practical advantages and disadvantages. In this paper, we have shown the fundamental equivalence between a top-down and a data-driven approach that have been formulated and applied in the recent literature. This equivalence is illustrated schematically in Fig. 1.

We first revisited in Sect. 2 the WL parametrization presented originally in [69, 71], which relies on an assumption of weak coupling between the hidden and observed variables, and have slightly extended the previous results by considering more general coupling classes. The Dyson formalism (15) appears to be essential for computing the effects of the hidden processes on the dynamics of the observed variables, when working at the level of the system's observables. This methodology is explicit, in the sense that no information about the actual coupled process is needed, because the formal computations are performed by considering the limit in which no coupling is present. Other advantages of this approach are that it can be implemented without the need for any hypothesis on the time scale separation between the hidden variables and the observed ones, and that it is also scale adaptive [65].

We addressed systematically the problem of re-Markovianizing the WL memory equation, which was first pointed out in [68] and discussed further in Sect. 2.4 here. In this example, a system (47) with one observed and two hidden variables that yielded a scalar WL parametrization was re-Markovianized to a Markovian system with just two scalar differential equations.

Throughout Sect. 2 here, we provided a much broader framework for re-Markovianization. The assumptions therein boil down to good spectral properties of the Koopman operator for the hidden variables.

The multilevel structure of the re-Markovianization so obtained motivated, in Sect. 3, the comparison with multilayer stochastic models (MSMs) [34] that naturally arise in data-driven reduction methods and have been shown to approximate the GLE predicted by Mori [46] and Zwanzig [74]. We showed in Sect. 3.1 that a seamless application of the WL parametrization solves the MSM in Eqs. (57) and coincides with its Itô integration, cf. [34]. Note that an MSM can be obtained from partial observations of the coupled system, which amounts to the special case of the data-driven empirical model reduction (EMR) methodology [34, 35, 36, 37, 38] approach, revisited here in Sect. 3.2. The latter methodology is, in principle, dual to the WL parametrization, in the sense that only partial observations of the coupled system are required, without the need for knowing the actual equations of motion.

Finally, we considered in Sect. 4 a conceptual climate model to which we applied both of the methodologies revisited herein. Since both the MSM and the WL parametrization yield a memory equation that involves integrals and stochastic noise, we were able to compare their structure, as well as their statistical outputs. We found that both methodologies produced equivalent numerical results and that the memory kernel and noise predicted in the WL parametrization agreed with what could be found using the data-driven EMR approach.[¶]

[¶]As mentioned in a footnote to Sect. 2.1, we became aware of the work of K. K. Lin and F. Lu [40] just prior to submitting

Acknowledgements

It is a pleasure to acknowledge useful exchanges with Georg Gottwald and Jeroen Wouters. VL acknowledges the support received from the European Union’s Horizon 2020 research and innovation program through the project CRESCENDO (Grant Agreement No. 641816). This chapter is TiPES contribution # 56; the TiPES (Tipping Points in the Earth System) project has received funding from the European Union’s Horizon 2020 research and innovation program under Grant Agreement No. 820970. MDC acknowledges the support of the Office of Naval Research (ONR) Multidisciplinary University Research Initiative (MURI) grant N00014-20-1-2023, and of the European Research Council (ERC) under the European Union’s Horizon 2020 research and innovation program [Grant Agreement No. 810370]. This paper has also been partially supported by the EIT Climate-KIC; EIT Climate-KIC is supported by the European Institute of Innovation & Technology (EIT), a body of the European Union, under Grant Agreement No. 190733 and by the Russian Science Foundation (Grant No. 20-62-46056).

this paper for publication. These authors emphasize NARMAX (Nonlinear Auto-Regressive Moving Average with eXogenous input) models as the data-driven methodology with which the Mori-Zwanzig formalism is compared, and apply their approach to the deterministic Kuramoto-Sivashinsky equation and to a stochastic Burgers equation. The complementarity of top-down and bottom-up model reduction methods in the absence of time scale separation is very well documented in [40], too.

A Semigroup Property of the Projected Koopman Operator Family

M. D. Chekroun and coauthors showed in [12, Theorem A] that projection onto a reduced state space is closely related with a coarse graining of the (full) probability transitions on the original system's attractor, while [14, Theorem 2] dealt recently with the impact of such a projection in terms of reduction of the Koopman semigroup. In [14], the authors proposed a criterion based on the spectral theory of Markov semigroups to ascertain whether projected spaces can fully explain the statistics of the desired variables. This approach provides potential insights into the need for modeling non-Markovian effects by inspecting the loss of the semigroup property, as explained below.

Moreover, it follows from [14] that the analysis of correlation functions is not only of physical interest but also of methodological utility. Correlation functions can be defined by means of the Koopman operator or, dually, by means of the transfer operator's providing the solution of the Liouville equation.

Let μ denote an ergodic invariant measure of the system and take two observables Φ_1, Φ_2 in the space L^2_μ of zero-mean functions that are square-integrable with respect to μ . Assume furthermore that the spectrum of the operator \mathcal{L} in L^2_μ is a pure point spectrum, given by the eigenvalues $\{\lambda_j\}_{j=1}^\infty$ and their associated eigenfunctions $\{\psi_j\}_{j=1}^\infty$, where the eigenvalues are ordered by their decreasing real parts.

Then, the correlation function $C_{\Phi_1, \Phi_2}(t)$ between the functions Φ_1 and Φ_2 is given by:

$$C_{\Phi_1, \Phi_2}(t) = \int \Phi_1 \cdot e^{t\mathcal{L}} \Phi_2 d\mu = \int e^{t\mathcal{L}^*} \Phi_1 \cdot \Phi_2 d\mu \quad (82)$$

and it can be expanded, formally, as

$$C_{\Phi_1, \Phi_2}(t) = \sum_{j=1}^\infty e^{\lambda_j t} \langle \Phi_1, \psi_j \rangle_\mu \langle \psi_j^*, \Phi_2 \rangle_\mu. \quad (83)$$

The dual operators in (82) and the adjoint eigenvectors in (83) are indicated by the superscript $(\cdot)^*$, while $\langle \cdot, \cdot \rangle_\mu$ denotes the inner product. We refer to [14, Corollary 1] for a proof of (83) in the context of Markov semigroups. The proof actually applies to the case of the Koopman semigroups considered here as long as the Koopman semigroup U_t defined by (7) is a strongly continuous semigroup in L^2_μ . The RHS of Eq. (83) consists of a linear combination of exponential terms whose coefficients are calculated by projecting Φ_1 and Φ_2 onto the corresponding eigenspaces. These coefficients weight each exponential function and they can become exceedingly large if the Koopman operator deviates very much from normality [60].

The interactions between the resolved and hidden variables that are modeled by the Dyson expansion of the Koopman operator in Sec. 2.1 may introduce memory effects into the closed, reduced model for the \mathbf{x} -variables, as given by Eqs. (23)–(28). In certain situations, such memory effects can be neglected, even in the absence of exact slaving relationships between the resolved and hidden variables [9]. But the loss of slaving relationships requires, in general, an explicit representation of memory effects [8] to achieve an efficient model reduction.

Chekroun and coauthors have shown [12, 14] that the reduction of the Koopman semigroup to observables that act only on the reduced state space leads, in most circumstances, to a family of operators that, while Markovian, no longer satisfy the semigroup property. One might then ask to which extent this loss of the semigroup property arising from the reduction, and the related emergence of memory effects, are crucial for providing a faithful reduced model of the observed variables.

When considering reduced state spaces obtained by projection, along with observables Φ_1 and Φ_2 defined on them, Theorem 2 in [14] shows the existence of a family of Markov operators $\{\mathcal{T}_t\}_{t \geq 0}$ that satisfies:

$$\int \Phi_1 \cdot \mathcal{T}_t \Phi_2 d\mu_{\mathbf{x}} = \int_0^t [\Phi_1 \circ \pi_{\mathbf{x}}] \cdot e^{\mathcal{L}t} [\Phi_2 \circ \pi_{\mathbf{x}}] d\mu = C_{(\Phi_1 \circ \pi_{\mathbf{x}}, \Phi_2 \circ \pi_{\mathbf{x}})}(t), \quad (84)$$

for every $t \geq 0$, where $\pi_{\mathbf{x}}$ is the canonical projection onto the reduced subspace and $\mu_{\mathbf{x}}$ is the *disintegrated* or *sample measure* associated with $\pi_{\mathbf{x}}$; see [14, Remark 3]. However, due to the projection, the semigroup property is lost, namely, $\mathcal{T}_s \mathcal{T}_t \neq \mathcal{T}_{t+s}$ for some t, s .

Following the reasoning above, one can establish a criterion for the need to model a memory contribution when performing the model reduction. Formally, if there exist $\tau > 0$ and $T \in \mathbb{N}$ such that, for every $t \in \{k\tau \in \mathbb{R} : 0 \leq k \leq T\}$, we have

$$C_{(\Phi_1 \circ \pi_{\mathbf{x}}, \Phi_2 \circ \pi_{\mathbf{x}})}(t) = \int \Phi_1 \cdot \mathcal{T}_t \Phi_2 d\mu = \int \Phi_1 \cdot (\mathcal{T}_\tau)^k \Phi_2 d\mu, \quad (85)$$

and one can say that the semigroup is preserved, to some extent, depending on how large T can be in Eq. (85) above. Other such criteria are available in the context of mutually dual Koopman and transfer operators. Thus, A. Tantet and coauthors [59] had already considered empirical ways of quantifying the loss of the semigroup property in reduced dimensions.

The interpretation of τ comes from the practical implementation of the methodology and it is usually referred to as the *transition time*. Indeed, numerically, the approximation of such Markov operators is done by Ulam's method, by projecting them onto a finite basis, typically using the characteristic functions of certain domains of phase space. Then, the transitions between domains — after an adequate transition time τ — are counted to obtain matrix estimates of the operator \mathcal{T}_τ acting on the reduced phase space. Hence, one seeks a suitably small, or large [58], transition time to obtain the best candidate for applying Eq. (85), see also [14, Sec. 3.3]. Thus, Eq. (85) can be implemented in practice this way in order to reconstruct correlation functions on the whole phase space. A very simple illustration of such a transfer operator calculation is given in [63].

B Itô Integration of the MSM

In the main text, we proposed a solution of the MSM given by Eqs. (57) using the Dyson expansion for the linear operators involved in the backward Kolmogorov equation. The same solution can be attained by direct integration of the MSM in the form (57).

We now convolute, in the Itô sense, Eq. (57b) to find an explicit solution for $\mathbf{r}(t)$ when $d_1 = d_2$:

$$\mathbf{r}(t) = e^{-D t} \mathbf{r}(0) + \int_0^t e^{-D(t-s)} \Sigma dW_s + \epsilon \int_0^t e^{-D(t-s)} C \mathbf{x}(s) ds; \quad (86)$$

here, $\mathbf{r}(0)$ indicates an initial state that can be assumed to be distributed in a prescribed way. For the more general, nonlinear MSMs considered there, see [34, Proposition 3.3].

By substituting the expression (86) into Eq. (57a), we find an exact expression for the evolution of $\mathbf{x}(t)$:

$$\dot{\mathbf{x}}(t) = \mathbf{F}(\mathbf{x}(t)) + \epsilon e^{-D t} \mathbf{r}(0) + \epsilon \int_0^t e^{-D(t-s)} \Sigma dW_s + \epsilon^2 \int_0^t e^{-D(t-s)} C \mathbf{x}(s) ds, \quad (87)$$

in which the memory effects in the fourth term are of second order in ϵ . Note that the ϵ -order terms arise from a noise realization in the decoupled regime, whereas the memory term is exclusively due to the coupling of the main variables with the hidden ones. Hence, the only degree of freedom left is the distribution of the initial states $\mathbf{r}(0)$.

C The coupled L84–L63 System

The ability of EMR to capture the statistics of low-dimensional dynamical systems is illustrated in [37], where the authors considered the L63 system [41] as a test case in which the phase space can be fully sampled. Moreover, provided that the integration time step is short enough, the parameters of the underlying model can be fully captured with a high degree of confidence.

Here, we repeat the analysis of [37] to illustrate the effectiveness of EMR in capturing statistical and dynamical properties in an extended system. The model we consider is the result of coupling the $\mathbf{X} =$

(X, Y, Z) variables of the L84 system [42] with the $\mathbf{x} = (x, y, z)$ variables of the L63 system [41], namely:

$$\dot{X} = -Y^2 - Z^2 - aX + a(F_0 + hx), \quad (88a)$$

$$\dot{Y} = XY - bXZ - Y + G, \quad (88b)$$

$$\dot{Z} = XZ + bXY - Z, \quad (88c)$$

$$\dot{x} = \tau s(y - x), \quad (88d)$$

$$\dot{y} = \tau(\rho x - y - xz), \quad (88e)$$

$$\dot{z} = \tau(xy - \beta z); \quad (88f)$$

the parameter values are: $a = 0.25, b = 4, F_0 = 8, G = 1$, and $s = 10, \rho = 28, \beta = 8/3$, respectively. The parameter h measures the strength of the coupling, while τ scales the rate of change in the L63 system and, therewith, the time scale ratio between the two subsystems.

This system is a skew-product, in the sense of [57], since the coupling is one-way only, with the L63 system driving the L84 dynamics. Hence, one has — as noted in [64] — a fully Markovian parametrization of the L63 variables. Furthermore, the correlation function that defines the stochastic noise $\eta(t)$ can be further expanded and simplified, with respect to Eq. (19). One can, in fact, write explicitly:

$$C(\eta(0), \eta(t)) = \langle (x(0), 0, 0) \cdot (x(t), 0, 0) \rangle_{L63}. \quad (89)$$

Since L84 does not feed back into L63, the evolution of $\mathbf{x}(t)$ only obeys the dynamics of L63, and thus the decorrelation of the noise scales with τ .

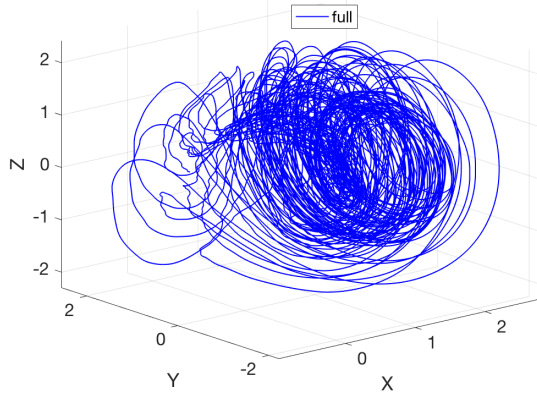
In the numerical experiments, the time scale separation between the two systems is $\tau = 5$. The relevance of this time scale parameter was investigated in previous work [64]. Here, we focus on the effects of the coupling strength h , and we shall study the cases of $h = 0.25$ and 0.025 . Partial observations only will be used in these experiments, by sampling the three-dimensional outputs of the L84 system. Then, the observed tendencies are regressed and sequentially layered following the EMR approach, as explained in Sect. 3.

C.1 EMR Outputs

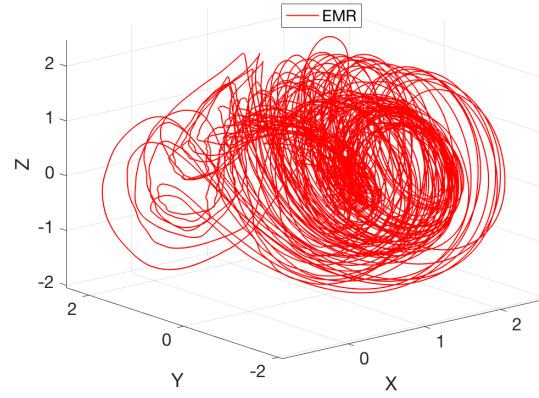
The L84–L63 model is integrated for 730 time units that correspond in L84 to 10 natural years, with a time step of $5 \cdot 10^{-3}$ time units; two separate runs are made for the coupling strengths $h = 0.25$ and $h = 0.025$. These two full-model runs are used to train the corresponding EMR model versions. Then, two separate full-model simulations are run, for testing purposes, over 7 300 time units, and the EMR model's output is compared with it, for the two parameter values. Below we show the main statistical outputs of the EMR methodology compared to the two reference integrations of the full model. The results for the two separate h -values are shown in Figs. 9–11 and Figs. 12–14, respectively.

The region of phase space explored by the EMR model clearly coincides with the full model, as illustrated in Figs. 9 and 12, together with its relative occupancy indicated by the smoothed PDFs shown in Figs. 10 and 13, respectively. The Matlab R2019a kernel smoothing function *ksdensity* was employed to represent these PDFs. Furthermore, the time scales are also well captured, as indicated by the good approximation of the autocorrelation functions; see Figs. 11 and 14.

Ulam's method was used on the projection of the full (\mathbf{X}, \mathbf{x}) phase space onto the \mathbf{X} subspace to approximate the spectrum of the Koopman operator, since it can provide further information on the characteristics of the time series, beyond PDFs and correlation functions. The observed spectra (red \times symbols) using a coarse partition of phase space into 512 nonintersecting boxes showed good agreement with the spectra based on the full model (blue open circles); see Fig. 15. This agreement confirms further that, at this level of coarse graining, the EMR model captures well the characteristics of the full model's solutions.

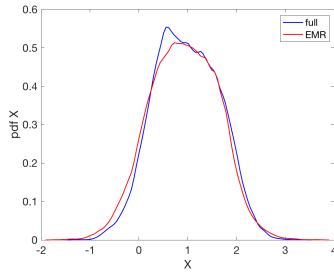


(a) Full model

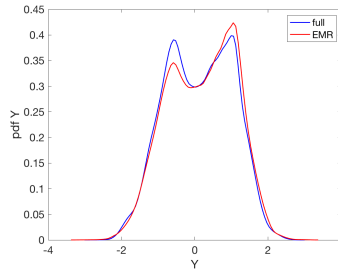


(b) EMR model

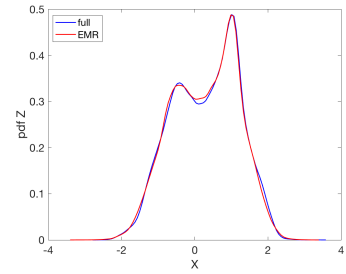
Figure 9: Trajectories of the L84–L63 model in the three-dimensional (X, Y, Z) phase space of the L84 model, for $h = 0.25$ and 200 time units: (a) for the full L84–L63 model governed by Eqs. (88) (blue); (b) for the EMR model (red).



(a) X-PDF

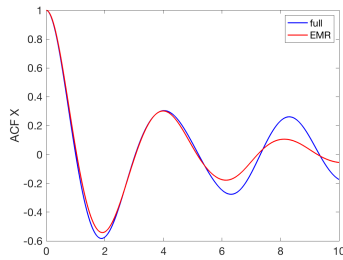


(b) Y-PDF

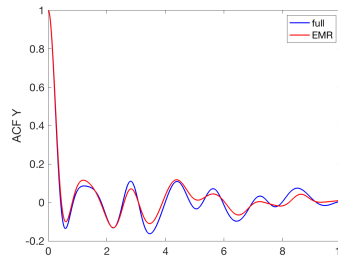


(c) Z-PDF

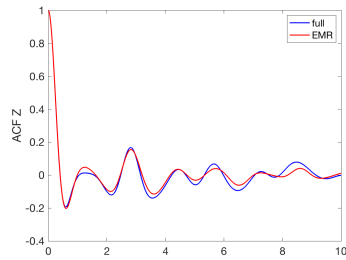
Figure 10: Smoothed PDFs of the L84–L63 variables (a) X , (b) Y , and (c) Z for the trajectories in Fig. 9. The blue curve corresponds to the full model; the red curve corresponds to the EMR model.



(a) X-ACF

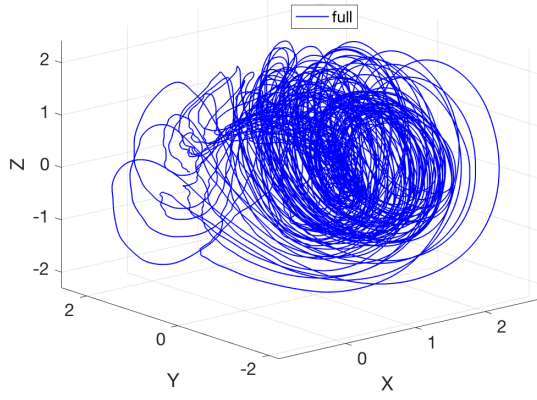


(b) Y-ACF

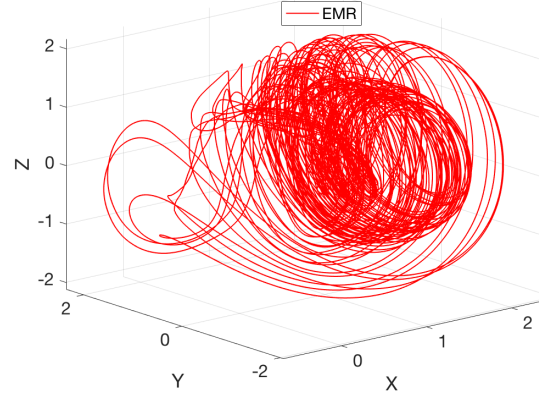


(c) Z-ACF

Figure 11: Autocorrelation functions (ACFs) of the L84–L63 variables (a) X , (b) Y , and (c) Z for the trajectories in Fig. 9. Same color convention as in Fig. 10.

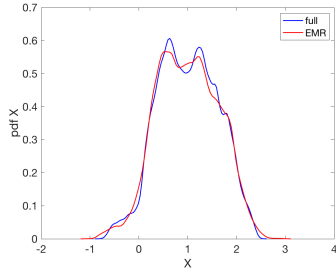


(a) Full model

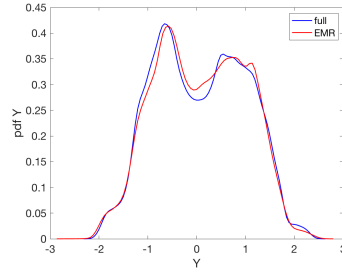


(b) EMR model

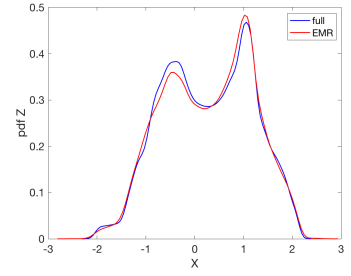
Figure 12: Same as Fig. 9 but for $h = 0.025$.



(a) X-PDF

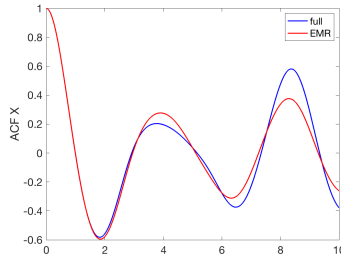


(b) Y-PDF

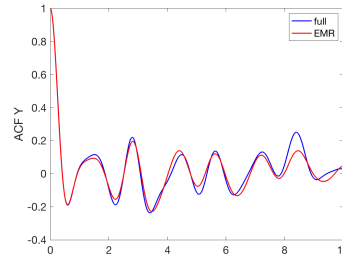


(c) Z-PDF

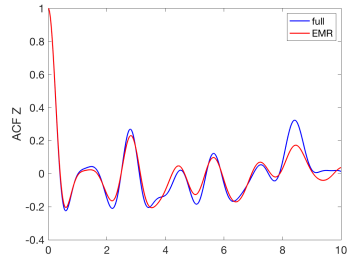
Figure 13: Same as Fig. 10 but for $h = 0.025$.



(a) X-ACF



(b) Y-ACF



(c) Z-ACF

Figure 14: Same as Fig. 11 but for $h = 0.025$.

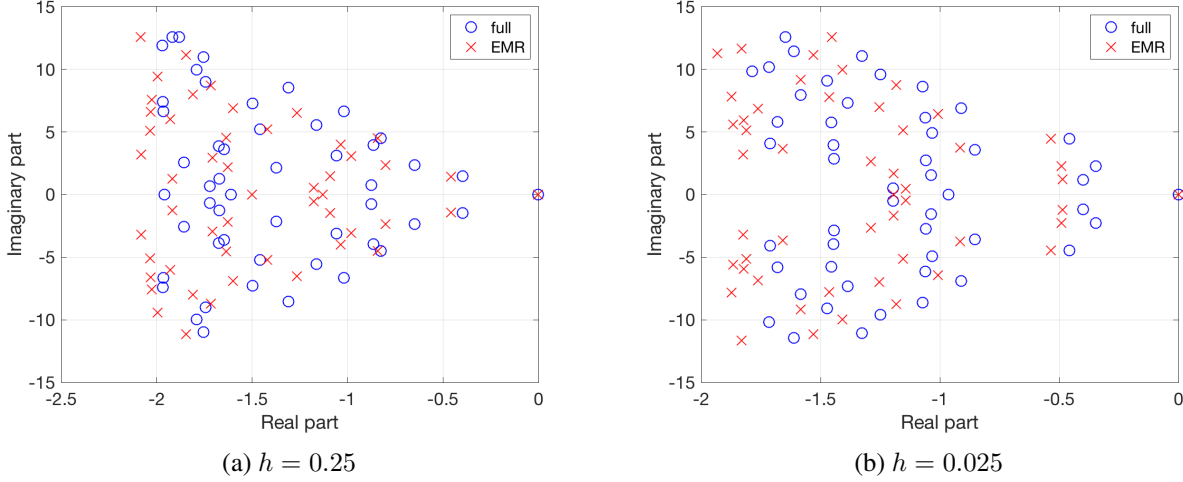


Figure 15: Leading eigenvalues of the discretized Koopman operator in the L84 model's phase space. The blue open circles correspond to the data obtained by integrating the full model's Eqs. (88), the red \times symbols correspond to the EMR model. (a) $h = 0.25$; and (b) $h = 0.025$.

C.2 Convergence

Convergence in the EMR approach is determined by the "whiteness" of the last-level residual, as explained in Sect. 3.2; see Eq. (72) and discussion thereof. In Fig. 16, we plotted the mean of the determination coefficients R^2 in each coordinate and we show that convergence in the EMR approach depends mildly on the coupling parameter. Indeed, for $h = 0.25$ we observe that around 18 levels are necessary before achieving the optimal level, whereas for weaker coupling with $h = 0.025$ convergence is attained already with 15 levels, as one might expect. Furthermore, the results in Fig. 16(c) indicate that including additive white noise in the L63 system can, in fact, accelerate the convergence of the method, with convergence achieved at $\ell = 7$.

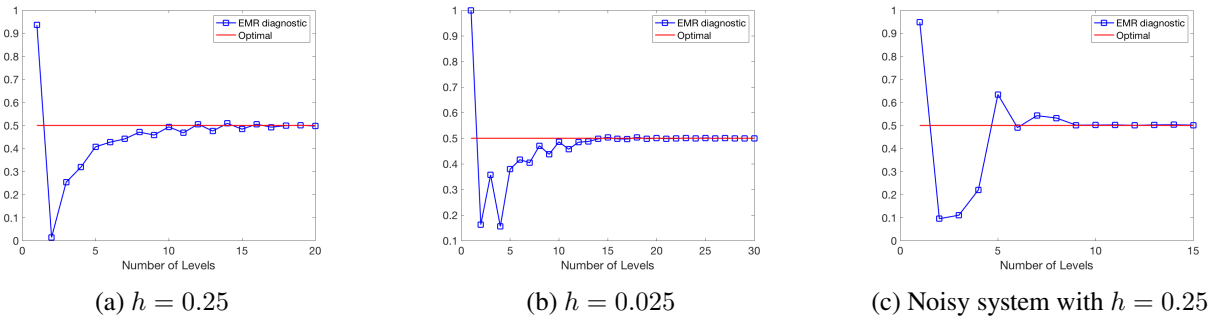
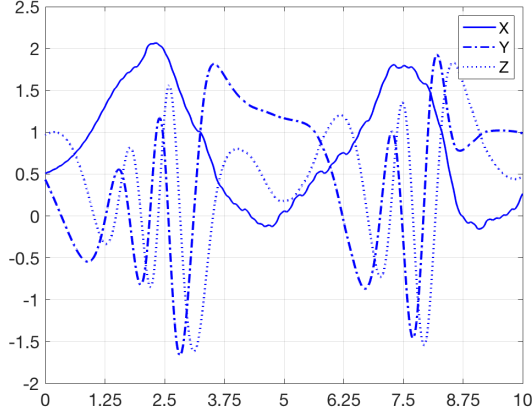


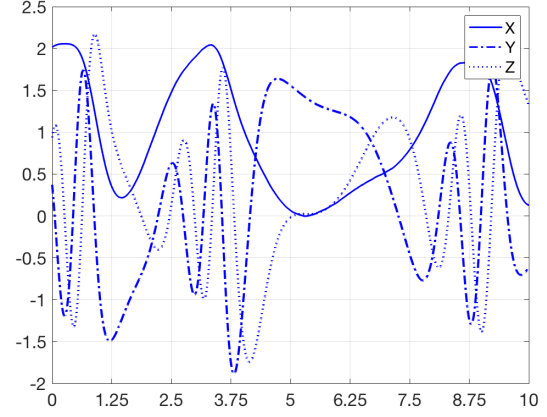
Figure 16: Determination coefficients R^2 of the EMR method as a function of the number ℓ of levels. (a) $h = 0.25$; (b) $h = 0.025$; and (c) corresponds to $h = 0.25$ when the L63 model includes additive noise.

C.3 Model Coefficients

We show here that the EMR model coefficients can be efficiently approximated when phase space subsampling is carried out. Here, regressions are performed over 50 short time series of 10 time units each, with a time step of $5 \cdot 10^{-3}$, as in Sect. C.1. The reason for taking this sample length here is that 10 time units is visually enough for the slow variable \mathbf{X} to go through a cycle, as illustrated in Fig. 17, for both $h = 0.25$ and 0.025 .



(a) $h = 0.25$



(b) $h = 0.025$

Figure 17: Time-series of the L84 variables $\mathbf{X} = (X, Y, Z)$ over 10 time units: (a) $h = 0.25$, and (b) 0.025.

The estimated coefficients and their standard deviations using the EMR regressions are listed below in Tables 5 and 6 for $h = 0.25$ and in Tables 7 and 8 for $h = 0.025$. The tables show the coefficients of the linear and quadratic forms at first level in the EMR regressions: see Eq. (70a).

As expected, a stronger coupling of $h = 0.25$ leads to greater uncertainty in the estimation, as indicated by the corresponding standard error. For the fairly complex and chaotic system at hand, we note that no memory effects are artificially introduced in the regressions at the second level. Indeed, we found that the coupling of the main level with the subsequent ones was 0 to the fourth decimal place.

| EMR | 1 | x | y | z | x^2 | xy | y^2 | xz | yz | z^2 |
|-------|-------|--------|--------|--------|--------|-------|--------|--------|--------|--------|
| f_X | 1.949 | -0.352 | -0.002 | -0.104 | -0.015 | 0.01 | 0.052 | -0.946 | -0.001 | -0.921 |
| f_Y | 0.999 | 0.001 | -1.001 | 0.002 | 0 | 1.001 | -4.003 | 0 | 0 | 0 |
| f_Z | 0.002 | -0.003 | -0.002 | -1.001 | 0.001 | 4.003 | 1.001 | 0 | 0 | 0 |

Table 5: Means of the EMR coefficients of the L84–L63 model, estimated from an ensemble of 50 runs over 10 time units for $h = 0.25$.

| EMR | 1 | x | y | z | x^2 | xy | y^2 | xz | yz | z^2 |
|-------|-------|-------|-------|-------|-------|-------|-------|-------|-------|-------|
| f_X | 0.543 | 1.005 | 0.246 | 0.291 | 0.428 | 0.152 | 0.188 | 0.104 | 0.076 | 0.099 |
| f_Y | 0.001 | 0.002 | 0 | 0.001 | 0.001 | 0 | 0 | 0 | 0 | 0 |
| f_Z | 0.001 | 0.002 | 0.001 | 0.001 | 0.001 | 0.001 | 0 | 0 | 0 | 0 |

Table 6: Same as Table 5 but for the standard deviations.

| EMR | 1 | x | y | z | x^2 | xy | y^2 | xz | yz | z^2 |
|-------|-------|--------|--------|--------|--------|-------|--------|--------|-------|--------|
| f_X | 2.006 | -0.253 | -0.001 | -0.003 | -0.004 | 0 | 0.001 | -1.002 | 0.001 | -1.003 |
| f_Y | 1 | 0 | -1.001 | 0.002 | 0 | 1.001 | -4.003 | 0 | 0 | 0 |
| f_Z | 0.001 | -0.002 | -0.002 | -1.001 | 0.001 | 4.003 | 1.001 | 0 | 0 | 0 |

Table 7: Same as Table 5 but for $h = 0.025$.

| EMR | 1 | x | y | z | x^2 | xy | y^2 | xz | yz | z^2 |
|-------|-------|-------|-------|-------|-------|-------|-------|-------|-------|-------|
| f_X | 0.034 | 0.063 | 0.019 | 0.021 | 0.026 | 0.01 | 0.014 | 0.007 | 0.008 | 0.006 |
| f_Y | 0.001 | 0.002 | 0 | 0.001 | 0.001 | 0 | 0 | 0 | 0 | 0 |
| f_Z | 0.001 | 0.002 | 0.001 | 0.001 | 0.001 | 0.001 | 0 | 0 | 0 | 0 |

Table 8: Same as Table 7 but for the standard deviations.

References

- [1] A. Arakawa and W. H. Schubert. Interaction of a cumulus cloud ensemble with the large-scale environment, Part I. *Journal of the Atmospheric Sciences*, 31(3):674–701, 1974.
- [2] V. Baladi. *Positive Transfer Operators and Decay of Correlations*. World Scientific, Singapore, 2000.
- [3] J. Berner, U. Achatz, L. Batté, L. Bengtsson, A. d. I. Cámara, H. M. Christensen, M. Colangeli, D. R. B. Coleman, D. Crommelin, S. I. Dolaptchiev, and C. L. Franzke. Stochastic parameterization: Toward a new view of weather and climate models. *Bulletin of the American Meteorological Society*, 98(3):565–588, 2017.
- [4] M. D. Chekroun, F. Di Plinio, N. E. Glatt-Holtz, and V. Pata. Asymptotics of the Coleman-Gurtin model. *Discrete Contin. Dyn. Syst. Ser. S*, 4(2):351–369, 2011.
- [5] M. D. Chekroun, M. Ghil, H. Liu, and S. Wang. Low-dimensional Galerkin approximations of nonlinear delay differential equations. *Disc. Cont. Dyn. Sys. A*, 36(8):4133–4177, 2016. doi:10.3934/dcds.2016.36.4133.
- [6] M. D. Chekroun and N. E. Glatt-Holtz. Invariant measures for dissipative dynamical systems: abstract results and applications. *Commun. Math. Phys.*, 316(3):723–761, 2012.
- [7] M. D. Chekroun, I. Koren, and H. Liu. Efficient reduction for diagnosing Hopf bifurcation in delay differential systems: Applications to cloud-rain models. *Chaos*, 40(8):053130, 2020. doi:10.1063/5.0004697.
- [8] M. D. Chekroun, H. Liu, and J. McWilliams. The emergence of fast oscillations in a reduced primitive equation model and its implications for closure theories. *Computers & Fluids*, 151:3–22, 2017. 10.1016/j.compfluid.2016.07.005.

- [9] M. D. Chekroun, H. Liu, and J. McWilliams. Variational approach to closure of nonlinear dynamical systems: Autonomous case. *J. Stat. Phys.*, (179):1073–1160, 2020. doi: 10.1007/s10955-019-02458-2.
- [10] M. D. Chekroun, H. Liu, and S. Wang. *Approximation of Stochastic Invariant Manifolds: Stochastic Manifolds for Nonlinear SPDEs I*. Springer Briefs in Mathematics, Springer, 2015.
- [11] M. D. Chekroun, H. Liu, and S. Wang. *Stochastic Parameterizing Manifolds and Non-Markovian Reduced Equations: Stochastic Manifolds for Nonlinear SPDEs II*. Springer Briefs in Mathematics, Springer, 2015.
- [12] M. D. Chekroun, J. D. Neelin, D. Kondrashov, J. C. McWilliams, and M. Ghil. Rough parameter dependence in climate models and the role of Ruelle-Pollicott resonances. *Proceedings of the National Academy of Sciences*, 111(5):1684–1690, 2014.
- [13] M. D. Chekroun, E. Simonnet, and M. Ghil. Stochastic climate dynamics: Random attractors and time-dependent invariant measures. *Physica D: Nonlinear Phenomena*, 240(21):1685–1700, 2011.
- [14] M. D. Chekroun, A. Tantet, H. A. Dijkstra, and J. D. Neelin. Ruelle–Pollicott resonances of stochastic systems in reduced state space. Part I: Theory. *Journal of Statistical Physics*, 179:1366–1402, 2020.
- [15] A. J. Chorin, O. H. Hald, and R. Kupferman. Optimal prediction with memory. *Physica D: Nonlinear Phenomena*, 166(3-4):239–257, 2002.
- [16] A. J. Chorin and F. Lu. Discrete approach to stochastic parametrization and dimension reduction in nonlinear dynamics. *Proceedings of the National Academy of Sciences*, 112(32):9804–9809, 2015.
- [17] C. M. Dafermos. Asymptotic stability in viscoelasticity. *Archive for Rational Mechanics and Analysis*, 37(4):297–308, 1970.
- [18] F. J. Dyson. The radiation theories of Tomonaga, Schwinger, and Feynman. *Physical Review*, 75(3):486–502, 1949.
- [19] W. E and J. Lu. Multiscale modeling. *Scholarpedia*, 6(10):11527, 2011. revision #91540.
- [20] K.-J. Engel and R. Nagel. *A Short Course on Operator Semigroups*. Springer, 2006.
- [21] K.-J. Engel and R. Nagel. *A Short Course on Operator Semigroups*. Springer Science & Business Media, 2006.
- [22] D. Faranda, M. Vrac, P. Yiou, F. Pons, A. Hamid, G. Carella, C. Langue, S. Thao, and V. Gautard. Boosting performance in machine learning of turbulent and geophysical flows via scale separation. *HAL preprints*, pages hal-02337839v2, 10 2019.
- [23] C. Franzke, A. J. Majda, and G. Branstator. The origin of nonlinear signatures of planetary wave dynamics: Mean phase space tendencies and contributions from non-Gaussianity. *Journal of the Atmospheric Sciences*, 64(11):3987–4003, 2007.
- [24] C. L. E. Franzke, T. J. O’Kane, J. Berner, P. D. Williams, and V. Lucarini. Stochastic climate theory and modeling. *Wiley Interdisciplinary Reviews: Climate Change*, 6(1):63–78, 2015.
- [25] P. Gentine, M. Pritchard, S. Rasp, G. Reinaudi, and G. Yacalis. Could machine learning break the convection parameterization deadlock? *Geophysical Research Letters*, 45(11):5742–5751, 2018.
- [26] M. Ghil. A mathematical theory of climate sensitivity or, How to deal with both anthropogenic forcing and natural variability? In C. P. Chang, M. Ghil, M. Latif, and J. M. Wallace, editors, *Climate Change : Multidecadal and Beyond*, pages 31–51. World Scientific Publishing Co./Imperial College Press, 2015.

- [27] M. Ghil and V. Lucarini. The physics of climate variability and climate change. *Reviews of Modern Physics*, 2020.
- [28] T. L. Gill. The Feynman-Dyson view. *Journal of Physics: Conference Series*, 845:012023, may 2017.
- [29] G. A. Gottwald and I. Melbourne. Homogenization for deterministic maps and multiplicative noise. *Proceedings of the Royal Society A: Mathematical, Physical and Engineering Sciences*, 469(2156):20130201, 2013.
- [30] I. Grooms and A. J. Majda. Efficient stochastic superparameterization for geophysical turbulence. *Proceedings of the National Academy of Sciences*, 110(12):4464–4469, 2013.
- [31] M. Hairer and A. J. Majda. A simple framework to justify linear response theory. *Nonlinearity*, 23(4):909–922, 2010.
- [32] J. R. Holton and G. J. Hakim. *An Introduction to Dynamic Meteorology, 4th ed.* Academic Press, San Diego, CA, 2013.
- [33] R. Klein. Scale-dependent models for atmospheric flows. *Annu. Rev. Fluid Mech.*, 42(1):249–274, 2010.
- [34] D. Kondrashov, M. D. Chekroun, and M. Ghil. Data-driven non-Markovian closure models. *Physica D: Nonlinear Phenomena*, 297:33–55, 2015.
- [35] D. Kondrashov, S. Kravtsov, and M. Ghil. Empirical mode reduction in a model of extratropical low-frequency variability. *J. Atmos. Sci.*, 63(7):1859–1877, 2006.
- [36] D. Kondrashov, S. Kravtsov, A. W. Robertson, and M. Ghil. A hierarchy of data-based ENSO models. *Journal of Climate*, 18(21):4425–4444, 2005.
- [37] S. Kravtsov, D. Kondrashov, and M. Ghil. Multilevel regression modeling of nonlinear processes: Derivation and applications to climatic variability. *Journal of Climate*, 18(21):4404–4424, 2005.
- [38] S. Kravtsov, D. Kondrashov, and M. Ghil. Empirical model reduction and the modeling hierarchy in climate dynamics and the geosciences. In T. N. Palmer and P. Williams, editors, *Stochastic Physics and Climate Modelling*, pages 35–72. Cambridge University Press, Cambridge, 2010.
- [39] A. Lasota and M. C. Mackey. *Chaos, Fractals and Noise*. Springer, New York, 1994.
- [40] K. K. Lin and F. Lu. Data-driven model reduction, Wiener projections, and the Koopman-Mori-Zwanzig formalism. *Journal of Computational Physics*, 424:109864, jan 2021.
- [41] E. N. Lorenz. Deterministic Nonperiodic Flow. *Journal of the Atmospheric Sciences*, 20:130–141, 1963.
- [42] E. N. Lorenz. Irregularity: a fundamental property of the atmosphere. *Tellus A*, 36 A(2):98–110, 1984.
- [43] V. Lucarini and J. Wouters. Response formulae for n -point correlations in statistical mechanical systems and application to a problem of coarse graining. *Journal of Physics A: Mathematical and Theoretical*, 50(35):355003, 2017.
- [44] A. J. Majda, I. Timofeyev, and E. Vanden Eijnden. A mathematical framework for stochastic climate models. *Communications on Pure and Applied Mathematics*, 54(8):891–974, 2001.
- [45] I. Melbourne and A. M. Stuart. A note on diffusion limits of chaotic skew-product flows. *Nonlinearity*, 24(4):1361–1367, mar 2011.

- [46] H. Mori. Transport, collective motion, and Brownian motion. *Progress of Theoretical Physics*, 33(3):423–455, Mar. 1965.
- [47] P. A. O’Gorman and J. G. Dwyer. Using machine learning to parameterize moist convection: Potential for modeling of climate, climate change, and extreme events. *Journal of Advances in Modeling Earth Systems*, 10(10):2548–2563, 2018.
- [48] T. N. Palmer and P. Williams, editors. *Stochastic Physics and Climate Modelling*. Cambridge University Press, Cambridge, Nov. 2009.
- [49] G. A. Pavliotis. *Stochastic Processes and Applications*, volume 60. Springer, New York, 2014.
- [50] G. A. Pavliotis and A. M. Stuart. *Multiscale Methods*. Springer, New York, NY, 2008.
- [51] A. Pazy. *Semigroups of Linear Operators and Applications to Partial Differential Equations*, volume 44. Springer Science & Business Media, 2012.
- [52] J. P. Peixoto and A. H. Oort. *Physics of Climate*. AIP Press, New York, 1992.
- [53] S. Rasp, M. S. Pritchard, and P. Gentile. Deep learning to represent subgrid processes in climate models. *Proceedings of the National Academy of Sciences*, 115(39):9684–9689, 2018.
- [54] D. Ruelle. Nonequilibrium statistical mechanics near equilibrium: computing higher-order terms. *Nonlinearity*, 11(1):5–18, Jan. 1998.
- [55] D. Ruelle. A review of linear response theory for general differentiable dynamical systems. *Nonlinearity*, 22(4):855–870, Apr. 2009.
- [56] T. Schneider, S. Lan, A. Stuart, and J. Teixeira. Earth system modeling 2.0: A blueprint for models that learn from observations and targeted high-resolution simulations. *Geophysical Research Letters*, 44(24):12,396–12,417, 2017.
- [57] G. R. Sell. *Topological Dynamics and Ordinary Differential Equations*. Van Nostrand Reinhold, 1971.
- [58] A. Tantet, V. Lucarini, and H. A. Dijkstra. Resonances in a Chaotic Attractor Crisis of the Lorenz Flow. *Journal of Statistical Physics*, 170(3):584–616, 2018.
- [59] A. Tantet, F. R. van der Burgt, and H. A. Dijkstra. An early warning indicator for atmospheric blocking events using transfer operators. *Chaos*, 25(3), 2015.
- [60] L. N. Trefethen and M. Embree. *Spectra and Pseudospectra*. Princeton University Press, 2005.
- [61] G. E. Uhlenbeck and L. S. Ornstein. On the theory of the brownian motion. *Phys. Rev.*, 36:823–841, 1930.
- [62] G. K. Vallis. *Atmospheric and Oceanic Fluid Dynamics: Fundamentals and Large-scale Circulation*. Cambridge University Press, Cambridge, Nov. 2006.
- [63] G. Vissio, V. Lembo, V. Lucarini, and M. Ghil. Evaluating the performance of climate models based on Wasserstein distance. *Geophys. Res. Lett.*, 47:e2020GL089385, 2020.
- [64] G. Vissio and V. Lucarini. Evaluating a stochastic parametrization for a fast-slow system using the Wasserstein distance. *Nonlinear Processes in Geophysics*, 25(2):413–427, 2018.
- [65] G. Vissio and V. Lucarini. A proof of concept for scale-adaptive parametrizations: the case of the lorenz ’96 model. *Quarterly Journal of the Royal Meteorological Society*, 144(710):63–75, 2018.

- [66] D. S. Wilks. Effects of stochastic parametrizations in the Lorenz '96 system. *Quarterly Journal of the Royal Meteorological Society*, 131(606):389–407, Jan. 2005.
- [67] J. Wouters and G. A. Gottwald. Edgeworth expansions for slow-fast systems with finite time-scale separation. *Proceedings of the Royal Society A: Mathematical, Physical and Engineering Sciences*, 475(2223):20180358, 2019.
- [68] J. Wouters, S. Iankov Dolaptchiev, V. Lucarini, and U. Achatz. Parameterization of stochastic multiscale triads. *Nonlinear Processes in Geophysics*, 23(6):435–445, 2016.
- [69] J. Wouters and V. Lucarini. Disentangling multi-level systems: Averaging, correlations and memory. *Journal of Statistical Mechanics: Theory and Experiment*, 2012(3), 2012.
- [70] J. Wouters and V. Lucarini. Disentangling multi-level systems: averaging, correlations and memory. *Journal of Statistical Mechanics: Theory and Experiment*, 2012(03):P03003, Mar. 2012.
- [71] J. Wouters and V. Lucarini. Multi-level dynamical systems: Connecting the Ruelle Response Theory and the Mori-Zwanzig approach. *Journal of Statistical Physics*, 151(5):850–860, 2013.
- [72] J. Wouters and V. Lucarini. Multi-level dynamical systems: Connecting the Ruelle response theory and the Mori-Zwanzig approach. *Journal of Statistical Physics*, 151(5), Mar. 2013.
- [73] R. Zwanzig. Memory effects in irreversible thermodynamics. *Physical Review*, 124(4):983–992, 1961.
- [74] R. Zwanzig. *Nonequilibrium Statistical Mechanics*. Oxford University Press, 2001.