

MAUIL: Multi-level Attribute Embedding for Semi-supervised User Identity Linkage

Baiyang Chen^a, Xiaoliang Chen^{a,*}

^a*School of Computer and Software Engineering, Xihua University, Chengdu 610039, P. R. China*

Abstract

User Identity Linkage (UIL) across social networks has recently attracted an increasing amount of attention for its significant research challenges and practical value. Most of the existing methods use a single way to express different types of attribute features. However, the simplex pattern can neither cover the entire set of different attribute features, nor capture higher-level semantic features in attribute text. This paper established a novel semi-supervised model, namely MAUIL, to seek the collective user identity between two arbitrary social networks. MAUIL includes two components: multi-level attribute embedding and Regularized Canonical Correlation Analysis (RCCA) based linear projection. Specifically, the text attributes for each network are divided into three types: character-level, word-level, and topic-level attributes. First, unsupervised approaches are employed to generate corresponding three types of text attribute vectors. Second, incorporating user relationship features to attribute features contributes a lot to enhance user representations. As a result, the final multi-level representation of the two networks can be obtained by combining the four type feature vectors. On the other hand, this work introduces RCCA to construct mappings from social networks to feature spaces. The mappings can project the social networks into a common correlated space for user identity linkage. We demonstrate the superiority of the proposed method over the state-of-the-art ones through extensive experiments on two real-world data sets. All the data sets and codes are publicly available online¹.

Keywords: Social network, user identity linkage, multi-level attribute embedding, canonical correlation analysis

1. Introduction

Social networks have become increasingly important in our daily life. Commonly, people join multiple social networks to enjoy different types of services at the same time, e.g., Facebook and Twitter. Users usually have separate accounts in different social networks. They can act as bridges connecting the networks. The problem of User Identity Linkage (UIL), which aims to link the identities of the same natural person across different social platforms, has become increasingly crucial among national security, public opinion supervision, and business recommendation all over the world. Developing a highly accurate UIL model contributes a lot to construct a comprehensive view of users' characteristics. An increasing number of applications, including friend recommendation [6, 30], cross-network information diffusing prediction [27, 40], link prediction [43], and network dynamics analysis [41], have recognized the necessity and benefit of UIL.

Early studies address the UIL problem by leveraging self-reported user attributes, including user profiles [15, 35, 38] (e.g., username, gender, location), user-generated content [8, 25] (e.g., tweets, posts, publications) and user behaviors [7, 39] (e.g., tagging, habits). Many of these attribute-based solutions are heuristic, handling with particular string patterns or similarity comparisons. A study

by Zafarani et al. (2009) finds a set of specific rules based on several hypotheses created from empirical observations of username string patterns [38]. The model proposed by Kong et al. (2013) converts each user's posts into a bag-of-words vector that is weighted by the technology of Term Frequency-Inverse Document Frequency (TF-IDF) in multiple heterogeneous social networks. The inner product similarity and the cosine similarity between these vectors can, therefore, be used to find matched user identity pairs [8]. These approaches are sensitive to the similarity measures or the string patterns of user profiles, which share the following two significant shortcomings:

- (i) **Lack of a general approach for dealing with multi-types of attributes.**

The difference in attribute types creates difficulty in developing general methods. A perfect example can be found in the following three types of user attributes. Username often has a large proportion of customized words (e.g., Tom008, Tom&Jerry). Affiliation is usually a phrase that consists of some regular words (e.g., professor, university). User posts may include several paragraphs and high-level semantic features (e.g., post topic, user opinion). Consequently, traditional heuristic approaches can only cover some types, but never all. There is no general way to handle attributes of multi-types.

- (ii) **Challenge to mine the hidden high-level semantic connections in texts.**

*Corresponding author

Email address: chenxl@mail.xhu.edu.cn (Xiaoliang Chen)

It is required to catch the hidden connections between different attributes. The case can be seen in the two words “teacher” and “professor” who appeared in someone’s affiliation. String alignment rules cannot match them. However, “teacher” and “professor” are highly related in semantics. Thus, traditional heuristic approaches will not apply in such a scenario.

Alternatively, the structural information of the social networks can be directly exploited for the UIL problem. For example, Singh et al. (2008) [31] investigate the model IsoRank on the basis of a pair-wise vertex similarity calculated with spectral graph theory to find identical vertices. Liu et al. (2016) [16] present to learn a network embedding by representing the follower-ship/followee-ship of users as input/output context vectors. According to network structure parameters, a seminal study by Feng et al. (2018) [2] designs three similarity metrics (CPS, CCS, and CPSC). Then, they present a two-stage iterative algorithm CPCC for the UIL problem. However, the scale of real social networks is usually extremely massive and changing dynamically. It is not easy to obtain the complete structural information. Therefore, such methods present challenges to the integration of user attributes and highlight the requirement for joint analysis across multiple attribute categories.

Some recent attention has focused on the application of incorporating both user attributes and network structure information. Heimann et al. (2018) [5] have shown how to capture the node’s structural identity from the degrees of its neighbors and to detect the attribute identity by using an embedding approach. Zhong et al. (2018) [47] suggest incorporating an attribute-based model and a relation-based model into the co-training style, making them reinforce each other iteratively. Many of the methods ignore the apparent differences in text composition and the higher semantic features, e.g., topics. They use one single representation process, e.g., bag-of-word or TF-IDF, to embed all the text attributes into a low-dimensional feature vector. The multi-view attribute embedding mechanism is supported by Zhang et al. (2018) [42], who adopt each attribute at both the character view and word view. The work still neither distinguish between different types of attributes, nor addresses higher-level semantics such as text topic categories. Li et al. (2020) [14] use the similarity of k-hop neighbors to present the information redundancy of the network structures, which can be applied to perform user identifications by combining name-based user attributes.

This paper addresses to study the semi-supervised UIL problem from a multi-view perspective. The basic idea is to recognize the user features on two target social networks as different viewpoints (feature sets) of the same natural person. The concept of isomorphism [20] shows that the same natural person’s social identity has a high correlation in different social feature spaces. Hence, the idea requires

to create separate feature spaces for the target social networks. If we can find mappings from the views to the same feature space and maximize the correlations between their projected features, the user identities of the same person can be identified through existing similarity or distance measures.

Previous investigators [13, 19, 23] have examined the popular of the assumption that the correlation between the projections of the two views is linear. Based on the assumption, this study finds that the Canonical Correlation Analysis (CCA) is quite suitable to be employed for the UIL problem. CCA aims to find pairs of projections for different views so that the correlations between them are maximized. It has been successfully used in many research areas, such as computer vision, information retrieval, and natural language processing. This study explores the solution for the UIL task under the semi-supervised manner when we don’t have enough label data, or the ability to get more data for producing an accurate model. Classical CCA assumes that feature dimensions are smaller than the number of observed samples. This assumption does not apply in semi-supervised situations. Therefore, we introduce the Regularized CCA (RCCA) [36] that is well adapted to annotate constrained scenarios in the UIL problem.

This study proposes a novel semi-supervised model, called Multi-level Attribute embedding for semi-supervised User Identity Linkage (MAUIL). The task of MAUIL is to connect user identities between two arbitrary social networks, which involves two components: multi-level user attribute embedding and RCCA based projection. First of all, the text attributes for each network are divided into three types: character-level, word-level, and topic-level attributes. In order to capture higher-level semantic features and merge multiple types of attributes without the reliance on any text annotation, three unsupervised methods are exercised to generate three types of vectors, respectively. User relationships in social networks are considered as the fourth user feature type, which are also attached to the feature vector set. Finally, the total four vectors are combined to form the final representation of the users to be linked. The significant advantage of MAUIL is that combining user attributes and network structure increases the model robustness in the cases of attribute missing or the dynamic change of network structure.

On the other hand, this work introduces RCCA to find mappings from social networks to feature spaces. In this study, the mappings can project the UIL networks into a common correlated space for user identity linkage. When a user requires to find his/her shared identity, MAUIL can select his/her matched candidates by using spatial distance comparison. A smaller distance in the common space indicates that the two candidates have a more notable chance to be the same natural person. The benefit of RCCA is that both user attribute embedding and network structure embedding are unsupervised, thus avoiding the dependence on traditional text annotations. We summarize

the main contributions as follows:

- (i) One of the more significant contributions to emerge from this study is that we recommend a multi-level attribute embedding method to deal with multiple user attribute types. User attributes and network structures are integrated to realize a more promising representation of social network users. The MAUIL method is suitable for the unfortunate situation of user attribute missing or sparse network structure, which has strong robustness. These contributions make it possible to study the UIL problem in a semi-supervised way. It remains efficient to capture various feature types and high-level semantic features in text attributes without relying on any text annotations.
- (ii) This paper proposes a novel UIL model MAUIL, which consists of multi-level attribute embedding and RCCA based linear projection. Unlike existing methods, MAUIL represents the UIL problem from a multi-view perspective and realizes the projections from social networks to shared feature space by maximizing the correlations between these views.
- (iii) This study extensively evaluates MAUIL on two real-world data sets of social networks and coauthor networks. The results show the superior performance of the proposed model by a comprehensive comparison with state-of-the-art baseline methods.

The rest of this paper is organized as follows. Section 2 reviews and summarizes the related works. Section 3 formally defines the studied problem. Section 4 details the proposed model. Section 5 presents the experimental results. Finally, we conclude this work in Section 6.

2. Related Work

The task of User Identity Linkage (UIL) [38] was initially defined as connecting identical user identities across communities. The problem is also known as user alignment or anchor link prediction, which aims to link the social identities belonging to the same natural person across different social platforms. Formally, the online social communication platforms that share common users are called aligned social networks. These shared users who act like anchors aligning the networks are called matched user pairs.

Existing UIL approaches can be roughly categorized into three groups, supervised, semi-supervised, and unsupervised methods. Most of the available literatures are supervised, aiming to learn a ranking model or a binary classifier to identify user identities [2, 7–9, 17–19, 23, 28, 35, 42, 43]. Similarly, Man et al. (2016) [19] employ network embedding technologies to keep significant structural regularities of networks by supervised pre-matched links. Likewise, Mu et al. (2016) [23] have attempted to project the user identities of multiple networks into the same latent user space. The authors first introduce space distance optimization to solve the UIL problem. The distance between

the user identities of the same person (res. different persons) in multiple social networks is minimized (res. maximized) according to distance optimizations. A graph attention embedding model is proposed by Liu et al. (2019) [17], which exploits the social structures by painting the weighted contribution probabilities between follower-ships and followee-ships. Higher-level feature representations formed the central focus of the study by Qiao et al. (2019) [28] in which a Siamese neural network is proposed to learn the high-level representation of users web-browsing behaviors.

In all the supervised studies reviewed here, the behavior of collecting enough aligned users as initial annotations is inevitable and high labor costs. Hence, some unsupervised approaches are proposed to address the UIL problem without any labeled data [5, 10, 13, 15, 24, 29, 47, 48]. As noted by Liu et al. (2013) [15], the N-gram model does not rely on any annotated operations, which automatically generates training data by estimating the rarity of usernames. Consequently, a powerful binary classifier is trained to link user identities. To find a new research path, Lacoste-Julien et al. (2013) [10] have highlighted the function of heuristic string similarities and propose a valuable greedy model SiGMa to align the user attributes. Some researchers have mainly been interested in feature mappings or distance optimizations. Nie et al. (2016) [24] propose a dynamic core interest mapping algorithm (DCIM) that combines network structure and user article contents to link identities across networks. Li et al. (2018) [13] found that the earth mover’s distance can be utilized to measure the abstract distance between the user identity distributions in two aligned social networks. Zhou et al. (2018) [48] work on the UIL problem complemented by introducing friend relationship in social networks, who propose a user identification algorithm without prior knowledge.

Unsupervised approaches have brought convenience to avoid relying on labeled data. However, the very technologies have also created some potential problems almost every work is exposed. Unsupervised methods usually suffer from lower performances compared with supervised ones. Therefore, several semi-supervised approaches have recently emerged to solve the UIL problem. The typical characteristics of a semi-supervised approach is the common use of unlabeled samples along with a few annotations. As a result, unlabeled identity pairs can be predicted more accurately during the learning process [11, 12, 16, 32, 44–46, 49].

Recent studies have benefited a lot from semi-supervised models. Semi-supervised idea exploits the advantages of both the annotation behavior and the unlabeled samples to capture the shape of underlying data distribution. Semi-supervised solutions for the UIL problem are more encouraging to link social identities within double ‘E’ (effectively and efficiently) pattern. An energy-based model (COSNET) by Zhang et al. (2015) [45] reports that jointly consideration of local user matching, network structure, and global consistency is helpful to increase the accuracy

of UIL. Similarly, the approach of embedding the follower-ship/followee-ship of users into input/output context vector reputations was studied extensively by Liu et al. (2016) [16]. In the embedding process, a few annotations are used to learn a semi-supervised classifier. Zhou et al. (2016) [49] discovered that user identities could be iteratively linked by calculating network structural matching degrees. Li et al. (2019) [11, 12] present an adversarial learning framework to minimize the distances between user distributions of multiple social networks. Graph neural network frameworks are available for UIL problem. Zhang et al. (2019) [44] present a graph embedding model to capture both local and global information in the user-user social graph.

The above methods share the same weakness, which can neither cover the entire set of different attribute features, nor capture higher-level semantic features in attribute text. This paper proposes a novel semi-supervised model MAUIL to link user identities between two arbitrary social networks.

3. Problem Definition

This section proposes the basics of the studied problem. Table 1 summarizes the notations involved in this paper.

A social network is a three-tuple $G = (V, E, A)$, where $V = \{v_1, v_2, \dots, v_n\}$ and $E = \{e_{ij} = (v_i, v_j) | v_i, v_j \in V\}$ represent the set of n users and the set of undirected edges between users, respectively. The edge e_{ij} denotes the binary status of the link between user v_i and v_j , e.g., friendships on Facebook. $A = (A_c, A_w, A_t)$ is a set of user attributes, e.g., names, affiliations, and education experiences, which consists of three subsets: (1) character-level attributes A_c , (2) word-level attributes A_w , and (3) topic-level attributes A_t .

This paper considers such a scenario: some users in two different social networks are the same nature person that forms the anchor link across the networks. We refer to one of the networks as $G^X = (V^X, E^X, A^X)$ and the other as $G^Y = (V^Y, E^Y, A^Y)$. This investigation intends to identify, if any, the counterpart in G^Y (resp. G^X) for each node in G^X (resp. G^Y). The user identity linkage problem can be formalized as follows.

Definition 1. User Identity Linkage (UIL): Given two arbitrary social networks G^X and G^Y , and a few pre-matched user pairs $S = \{(v_i, v_j) | v_i \in V^X, v_j \in V^Y\}$, the UIL problem is to find the other hidden matched identity pairs $L = \{(v_i, v_j) | v_i \in V^X, v_j \in V^Y, (v_i, v_j) \notin S\}$, where v_i and v_j belong to a same natural person.

This study proposes a novel semi-supervised model called MAUIL (Multi-level Attribute embedding for semi-supervised User Identity Linkage) to solve the UIL problem. In this model, the networks G^X and G^Y are embedded into two latent feature spaces $P^X \in \mathbb{R}^{d \times n}$ and $P^Y \in \mathbb{R}^{d \times n}$, independently, where d and n denote the number of dimensions and that of users, respectively. Besides, G^X and G^Y are

Table 1: Main notations used in this paper

Notation	Description
G^X/G^Y	Networks X and Y that participate in UIL.
V	Set of users in a social network.
E	Set of edges in a social network.
A	Set of user attributes in a social network.
\mathbb{R}	Set of real numbers.
A_c, P_c	Set of character-level attributes and its feature matrix.
A_w, P_w	Set of word-level attributes and its feature matrix.
A_t, P_t	Set of topic-level attributes and its feature matrix.
P_s	Structure feature matrix of a social network.
d_c, d_w, d_t, d_s	Dimensions of character-level, word-level, topic-level, and structure embedding.
X/Y	Combined feature matrices of G^X/G^Y .
H/M	Canonical matrices of a pair of networks.
$\mathbf{h}_i/\mathbf{m}_i$	i -th pair of canonical vectors.
C_{XY}	Covariance matrix of X and Y .
\hat{C}_{XX}	Regularized covariance matrix of network X .
r^X/r^Y	Regularization coefficients of C_{XX}/C_{YY}
Z^X/Z^Y	Projected feature matrices of X/Y .

mapped into a common correlated space by using two projections $H \in \mathbb{R}^{d \times k}$ and $M \in \mathbb{R}^{d \times k}$, respectively, where superscript k represents the number of projection vectors.

4. Model Specification

4.1. Overview

This section presents the details of MAUIL. The model has two components: multi-level attribute embedding and RCCA based projection. We utilize MAUIL to detect the potential user identity links covering target networks G^X and G^Y . First, the text attributes of each network are divided into three types: character-level attributes A_c , word-level attributes A_w , and topic-level attributes A_t . The example of the text attributes can be seen in the case of Figure 1. Second, three unsupervised methods (Discussed in sections 4.2.1, 4.2.2, and 4.2.3) are employed to generate three corresponding feature matrices P_c , P_w , and P_t , respectively. Besides, the user’s relationship in social networks has been proved to be beneficial for UIL tasks. In this study, user relationships are evolved as a particular type of user feature P_s (Discussed in section 4.2.4). As a result, a total of four feature matrices P_c , P_w , P_t , and P_s are combined to form the final representation of the target social networks G^X and G^Y .

On the other hand, RCCA is usually used to explore the correlation between two multi-variables (vectors). In this study, we introduce RCCA to find the mappings that can

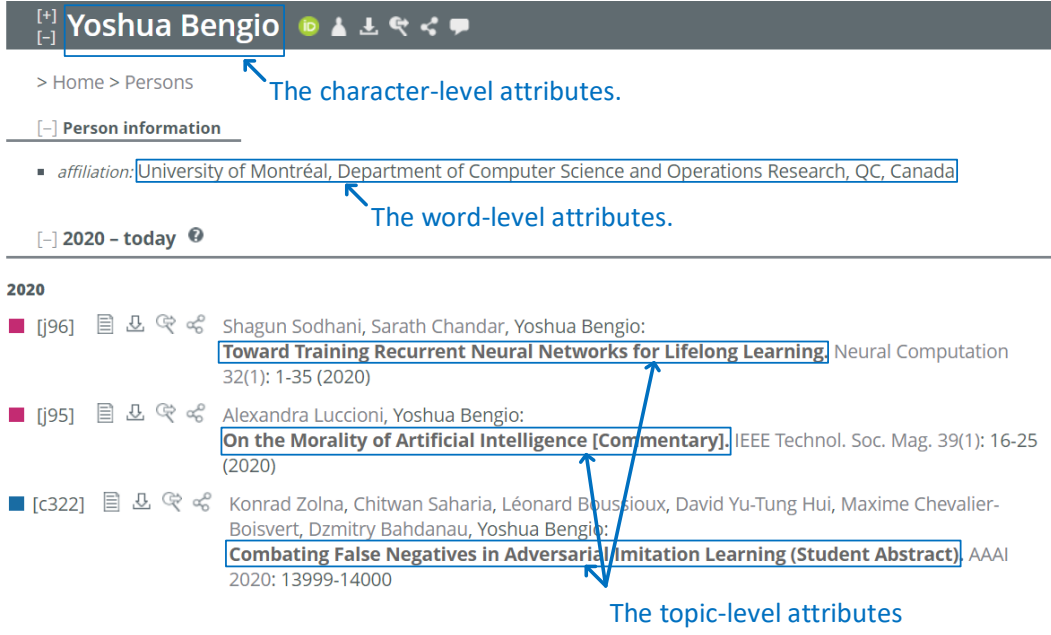


Figure 1: A case of text attributes.

project the networks G^X and G^Y into a common correlated space (Discussed in section 4.3).

For any user belonging to network G^X or G^Y , we identify the most likely counterpart in the other network by comparing their distance in the common correlation space. A closer distance indicates that the two users are more likely to be the same natural person. The overview of MAUIL is presented in Figure 2.

4.2. Multi-level Attribute Embedding

In this section, different social networks are embedded in the same way. Hence, we use the same notations G without distinguishing G^X and G^Y .

4.2.1. Character-level attribute embedding

This section intends to preserve the text similarity of similar users through the character-level attribute embedding.

The character-level attribute of user v_i in a social network G with n users is denoted by a_i^c , which is specified as the username string that may contain part of the characters, spaces, and special symbols. Attribute a_i^c can be divided into a series of total m unique tokens $\mathbf{w} = w_1, w_2, \dots, w_k, \dots, w_m$, including characters, numbers, and q-grams [34]. The vector form of a_i^c refers to a count-weighted expression $\vec{\mathbf{x}}_i^c = [\mathbf{x}_{w_1}, \mathbf{x}_{w_2}, \dots, \mathbf{x}_{w_k}, \dots, \mathbf{x}_{w_m}] \in \mathbb{R}^{m \times 1}$, where for any $k \in \{1, 2, \dots, m\}$, \mathbf{x}_{w_k} is the count number of the corresponding piece w_k in \mathbf{w} .

This study achieves the count-weighted expression by performing a simple bag-of-word vectorization calculation. The above formalizations can be illustrated by the user v_i

shown in Figure 1. In terms of the username, we have the character-level attribute $a_i^c = \text{"Yoshua Bengio"}$ that can be divided into a series of tokens $\mathbf{w} = \text{'a':1, 'b':1, 'c':0, \dots, 'o':2, \dots, others:0}$. Their count numbers follow each token in the text. Finally, the corresponding count-weighted vector is $\vec{\mathbf{x}}_i^c = [1, 1, 0, \dots, 2, \dots]$.

Having discussed how to represent the character-level attribute of a user, the follow description addresses ways of considering all the n users in a social network. The notation $A_c = \{a_1^c, a_2^c, \dots, a_i^c, \dots, a_n^c\}$ is used here to refer to the set of character-level attributes for n users. Similarly, the vectorization of set A_c can be represented as the count-weighted vector sequences $X_c = [\vec{\mathbf{x}}_1^c, \vec{\mathbf{x}}_2^c, \dots, \vec{\mathbf{x}}_i^c, \dots, \vec{\mathbf{x}}_n^c]^T$ that is also called the character-level count-weighted matrix.

Data dimensionality reduction technologies are initially applied in deep image learning, which have gradually turned to the NLP area and achieved excellent results. Autoencoders are necessarily served as an effective way to reduce the dimension of data and reduce the burden of deep learning. This study employs a one-layer Autoencoder to embed the count-weighted vectors into distributed representations. First, the Autoencoder maps an input vector $\vec{\mathbf{x}}$ to a hidden representation $\vec{\mathbf{z}}$ through a deterministic function $\vec{\mathbf{z}} = f(\vec{\mathbf{x}}) = W\vec{\mathbf{x}} + b$, where $W \in \mathbb{R}^{d_c \times m}$ and $b \in \mathbb{R}^{d_c \times 1}$ are the weight matrix and a bias vector, respectively. Second, the resulting latent representation $\vec{\mathbf{z}}$ is mapped back to a "reconstructed" vector $\vec{\mathbf{y}}$ in input space $\vec{\mathbf{y}} = g(\vec{\mathbf{z}}) = W^*\vec{\mathbf{z}} + b^*$, where $W^* \in \mathbb{R}^{d_c \times m}$ is the weight matrix of the reverse mapping function $g(\cdot)$.

This study optimizes the parameters to minimize the

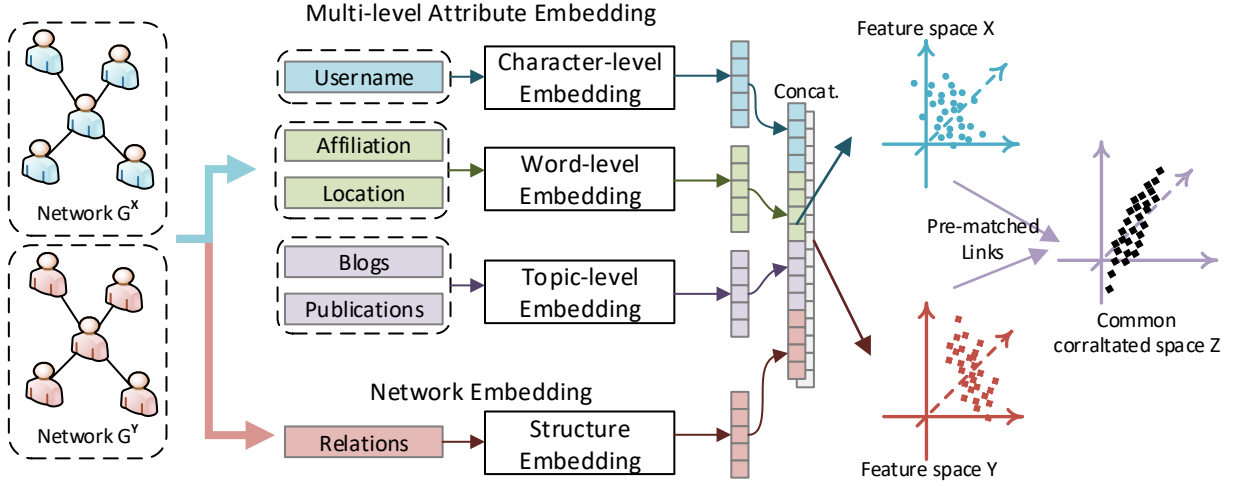


Figure 2: The overview of MAUIL model, including two components: multi-level attribute embedding and RCCA based projection.

average reconfiguration loss with:

$$L = \frac{1}{n} \sum \|x_i - y_i\|^2 \quad (1)$$

After optimization, we can obtain the character-level feature matrix $P_c = [\vec{p}_1^c, \vec{p}_2^c, \dots, \vec{p}_i^c, \dots, \vec{p}_n^c]^T$ of the character-level attribute A_c with d_c dimensions by:

$$P_c = WX_c + b \quad (2)$$

where W and b are the weight matrix and the bias of Autoencoder. For any $i \in \{1, 2, \dots, n\}$, \vec{p}_i^c is the character-level feature vector of the count-weighted vector \vec{x}_i^c . Algorithm 1 presents the entire procedure of character-level attribute embedding by a function, called CharLevelEmb.

4.2.2. Word-level attribute embedding

Word2vec [22] is one of the most common procedures for transforming texts to feature vectors. This part applies the Word2vec approach to capture the word-level characteristics of user attributes.

The word-level attribute of user v_i in a social network is represented as a_i^w , which consists of the phrases or short sentences such as gender, location, affiliations, and education experiences. The attribute a_i^w can be split into a sequence of total m words $\mathbf{w}_i = w_{i1}, w_{i2}, \dots, w_{ik}, \dots, w_{im}$, where w_{ik} is the vocabulary expression of the k -th word in a_i^w . A more detailed of the above formalization is given in the example of the user “Yoshua Bengio” that is shown in Figure 1. His word-level attribute is $a_i^w = \text{“University of Montréal, Department of Computer Science and Operations Research, QC, Canada”}$, which is tokenized into a sequence of words followed by its count number as below: $\mathbf{w}_i = \text{“University”:1, “of”:2, “Montréal”:1, “Department”:1,$

Algorithm 1 Character-level attribute embedding.

Input: The character-level attribute set A_c and the character-level embedding dimension d_c .

Output: The character-level attribute feature matrix P_c .

```

1: function CHARLEVELEMB( $A_c, d_c$ )
2:   Initialize  $X_c$ 
3:   for  $\forall a_i^c$  in  $A_c$  do
4:      $\mathbf{w} = \text{CharTokenize}(a_i^c)$ 
5:      $\vec{x}_i^c = \text{CountVector}(\mathbf{w})$ 
6:      $X_c.append(\vec{x}_i^c)$ 
7:   end for
8:   Initialize  $W, b$ 
9:   repeat
10:    for  $\forall \vec{x}$  in  $X_c$  do
11:       $\vec{z} = f(\vec{x}) = W\vec{x} + b$ 
12:       $\vec{y} = g(\vec{z}) = W\vec{z} + b$ 
13:      update  $W, b$  based on Eq. 1
14:    end for
15:  until Convergence
16:   $P_c \leftarrow \text{Eq. 2}$ 
17:  return  $P_c$ 
18: end function

```

...,others:0. Each word is later represented by a unique number as its ID in the vocabulary.

We use $A_w = \{a_1^w, a_2^w, \dots, a_i^w, \dots, a_n^w\}$ to denote the set of word-level attributes in a social network with n users. Each \mathbf{w}_i of the attribute a_i^w is treated as a word-level document for deep learning. Then, all the n documents constitute a corpus. We plan to train the word vectors in the corpus by using the language model CBOW [22]. In the training process, for any $k \in \{1, 2, \dots, m\}$, the word vector of w_{ik} in document \mathbf{w}_i is a d_w -dimensional vector $\vec{x}_{ik}^w \in R^{d_w \times 1}$. Hence, the word-level attribute vector of user v_i can be denoted as \vec{p}_i^w and calculated by summing up the word vectors of all words in document \mathbf{w}_i :

$$\vec{\mathbf{p}}_i^w = \sum_{w_{ik} \in \mathbf{w}_i} \vec{\mathbf{x}}_{ik} \quad (3)$$

There is a particular problem with the practice of word-level attributes. Word-level attributes compared with character-level ones may be missing or not distinguishable enough to provide sufficient evidence. The solution is to consider the additional evidence offered by their neighbors according to the homophily principle [21]. Thus, we smooth the embedding of each user by their neighbor embeddings that are regularized by a real number parameter $\lambda \in [0, 1]$:

$$\vec{\mathbf{p}}_i^w = (1 - \lambda) \sum_{w_{ik} \in \mathbf{w}_i} \vec{\mathbf{x}}_{ik} + \lambda \frac{1}{s_i} \sum_{j \in \mathcal{N}_i} \sum_{w_{jk} \in \mathbf{w}_j} \vec{\mathbf{x}}_{jk} \quad (4)$$

where $\mathcal{N}_i = \{v_j | (v_i, v_j) \in E\}$ is the neighbor set of user v_i and $s_i = |\mathcal{N}_i|$ is the number of the neighbors. As a result, the word-level attributes A_w of all users can be represented by a word-level feature matrix $P_w = [\vec{\mathbf{p}}_1^w, \vec{\mathbf{p}}_2^w, \dots, \vec{\mathbf{p}}_i^w, \dots, \vec{\mathbf{p}}_n^w]^T$. Algorithm 2 presents the detailed procedure of word-level attribute embedding by a function, called WordLevelEmb.

Algorithm 2 Word-level attribute embedding.

Input: The word-level attribute set A_w , the word-level embedding dimension d_w , the regularization real number parameter λ , and the network edge set E .

Output: The word-level attribute feature matrix P_w .

```

1: function WORDLEVELEMB( $A_w, d_w, \lambda, E$ )
2:    $wordvectors = Word2Vec(A_w, dim = d_w)$ 
3:   Initialize  $P_w \leftarrow \mathbf{0}$ .
4:   for  $\forall a_i^w$  in  $A_w$  do
5:      $\mathbf{w}_i = WordTokenize(a_i^w)$ 
6:     Initialize  $\vec{\mathbf{p}}_i^w \leftarrow \mathbf{0}$ .
7:     for  $\forall w_{ik}$  in  $\mathbf{w}_i$  do
8:        $\vec{\mathbf{x}}_{ik} = LookUpEmbeddings(wordvectors, w_{ik})$ 
9:        $\vec{\mathbf{p}}_i^w += \vec{\mathbf{x}}_{ik}$  (Eq. 3)
10:     $P_w.append(\vec{\mathbf{p}}_i^w)$ 
11:   end for
12: end for
13:  $P_w^* = copy(P_w)$ 
14: for  $\forall a_i^w$  in  $A_w$  do
15:   Initialize  $(\vec{\mathbf{p}}_i^w)^* \leftarrow \mathbf{0}$ .
16:    $\mathcal{N}_i = GetNeighbors(E, v_i)$ 
17:   for  $\forall v_j$  in  $\mathcal{N}_i$  do
18:      $\vec{\mathbf{p}}_j^w = P_w^*[j]$ 
19:      $(\vec{\mathbf{p}}_i^w)^* += \vec{\mathbf{p}}_j^w$ 
20:   end for
21:    $\vec{\mathbf{p}}_i^w = (1 - \lambda)\vec{\mathbf{p}}_i^w + \frac{\lambda}{s_i}(\vec{\mathbf{p}}_i^w)^*$  (Eq. 4)
22:   Update  $P_w \leftarrow \vec{\mathbf{p}}_i^w$ .
23: end for
24: return  $P_w$ 
25: end function

```

4.2.3. Topic-level attribute embedding

This study employs Latent Dirichlet Allocation (LDA) model [1] to extract the topic-level features of user attributes.

The attribute texts of user v_i in a social network, consisting of the paragraphs or articles such as posts, blogs, and publications, are combined to form the topic-level attribute a_i^t . In a similar case shown in Figure 1, the texts of user “Yoshua Bengio” include three publications. Their titles or full texts are combined to form the a_i^t . Hence, we have the set of topic-level attributes $A_t = \{a_1^t, a_2^t, \dots, a_i^t, \dots, a_n^t\}$ for all users in the social network DBLP. In this study, the i -th topic-level attribute a_i^t in A_t is treated as the topic-level document \mathbf{w}_i for deep learning.

LDA is a kind of document-topic generation model. A document can contain multiple topics, and each word in the document is generated by one of the topics. LDA can present the topic of each document in a document set as a probability distribution. For example, a document \mathbf{w}_i can be modelled by a topic distribution $\theta_{\mathbf{w}_i}$. As a result, LDA extracts a few words in the vocabulary to describe each topic. In this study, we consider the topic distributions as the topic-level features of user attributes for the UIL problem.

Let $\mathbf{z} = \{1, 2, \dots, d_t\}$ be a set of topic indexes. Notation $z_i \in \mathbf{z}$ refers to the topic index of document \mathbf{w}_i . A latent topic with index z_i in LDA is characterized by exactly the word distribution ϕ_{z_i} . Topic distributions provide concise representations of documents. The process of LDA is as follows:

1. For each topic index $z \in \mathbf{z}$:
 - (a) Choose a word distribution $\phi_z \sim Dirichlet(\beta)$.
2. For each document \mathbf{w}_i in a corpus:
 - (a) Choose a topic distribution $\theta_{\mathbf{w}_i} \sim Dirichlet(\alpha)$.
 - (b) For each word w_i of the \bar{N} words in the model vocabulary:
 - a. Choose a topic with the index $z_i \in \mathbf{z} \sim Multinomial(\theta_{\mathbf{w}_i})$.
 - b. Choose a word $w_i \sim Multinomial(\phi_{z_i})$.

where $Dirichlet(\cdot)$ and $Multinomial(\cdot)$ denote the Dirichlet distribution and Multinomial distribution, respectively. α and β are hyper-parameters of Dirichlet distribution, specifying the property of the priors on topic and word distributions. \bar{N} represents the total number of words in the vocabulary used in the model.

In general, let \mathbf{w} be a document, \mathbf{z} be a set of topic indexes that identify topics, θ be a topic distribution, ϕ be a word distribution, and ϕ_z be a word distribution with respect to topic index $z_i \in \mathbf{z}$. LDA results in the following joint distribution:

$$p(\mathbf{w}, \mathbf{z}, \theta, \phi | \alpha, \beta) = p(\phi | \beta) p(\theta | \alpha) p(\mathbf{z} | \theta) p(\mathbf{w} | \phi_z) \quad (5)$$

Then, the posterior distribution $p(\mathbf{z} | \mathbf{w})$ can be calculated by Gibbs Sampling [3] as:

$$p(z_i = j | \mathbf{z}_{-i}, \mathbf{w}) \propto \frac{WT_{-i,j}^{(w_i)} + \beta}{\sum_{i=1}^N WT_{-i,j}^{(w_i)} + \bar{N}\beta} \cdot \frac{DT_{-i,j}^{(\mathbf{w})} + \alpha}{\sum_{k=1}^{d_t} DT_{-i,k}^{(\mathbf{w})} + d_t\alpha} \quad (6)$$

where $z_i = j$ represents the topic that generates the word w_i , which is just being indexed by $j \in \mathbf{z}$. Notation \mathbf{z}_{-i} denotes all other topics except for z_i . In a corpus, i.e., a set of documents, a word may appear more than once in different documents. Hence, the count relation between words and topics can be represented as a matrix WT . An entry of WT , denoted by $WT_j^{(w_i)}$, means the number of word w_i assigned to topic j . Similarly, the number of word w_i assigned to topic j and appeared in a corpus without including current w_i itself is depicted by the notation $WT_{-i,j}^{(w_i)}$. Correspondingly, we have the count relation matrix DT between documents and topics. An entry of DT , denoted by $DT_j^{(\mathbf{w})}$, means the total number of all words in the document \mathbf{w} assigned to topic j . Similarly, the total number of all words in the document \mathbf{w} , which have been assigned to topic j without including current w_i itself is depicted by the notation $DT_{-i,j}^{(\mathbf{w})}$.

For a numbered document \mathbf{w}_i , the estimate of a topic distribution $\theta_{\mathbf{w}_i}$ over topic j can be calculated as:

$$\hat{\theta}_j^{(\mathbf{w}_i)} = \frac{DT_j^{(\mathbf{w}_i)} + \alpha}{\sum_{k=1}^{d_t} DT_k^{(\mathbf{w}_i)} + d_t\alpha} \quad (7)$$

Thus, we can obtain the topic probability vector of each user v_i as $\vec{\mathbf{p}}_i^t = \{[\hat{\theta}_j^{(\mathbf{w}_i)}]\}_{j=1}^{d_t}$, which is the proposed topic-level attribute feature vector. Consequently, the topic-level attributes A_t of all users can be represented by a topic-level feature matrix $P_t = [\vec{\mathbf{p}}_1^t, \vec{\mathbf{p}}_2^t, \dots, \vec{\mathbf{p}}_i^t, \dots, \vec{\mathbf{p}}_n^t]^T$. The pseudo-code function, called TopicLevelEmb, of topic-level attribute embedding is shown in Algorithm 3.

4.2.4. Network Structure Embedding and Feature Combining

Using network structure embedding has been well accepted for its distinct advantages on the UIL problem. Network structures have been playing an increasingly important role in helping researchers find similar user relations. The main idea of utilizing structure information is to map the network into a latent space, such that the users with similar structural roles are positioned close to each other. Several successful methods currently exist for the network embedding. This study empirically chooses LINE [33] to embed the network into the feature matrix P_s with d_s dimensions.

Consequently, we combine the developed three attribute features P_c , P_w , and P_t with the structure features P_s by a concatenate operation to obtain the final representation

Algorithm 3 Topic-level attribute embedding.

Input: The topic-level attribute set A_t , the topic-level embedding dimension d_t , and the hyper-parameters α and β of Dirichlet distribution.

Output: The topic-level attribute feature matrix P_t .

```

1: function TOPICLEVELEMB( $A_t, d_t, \alpha, \beta$ )
2:   Initialize topic assignments  $\mathbf{z}$ , and counters  $DT, TW$ 
3:   for each iteration do
4:     update  $\mathbf{z}, DT, TW$  based on Gibbs Sampling Eq. 6
5:   end for
6:   Initialize  $P_t \leftarrow \mathbf{0}$ .
7:   for  $\forall \mathbf{w}_i$  in  $A_t$  do
8:     Initialize  $\vec{\mathbf{p}}_i^t \leftarrow \mathbf{0}$ .
9:     for  $j = 1 : d_t$  do
10:       $\hat{\theta}_j^{(\mathbf{w}_i)} \leftarrow$  Eq. 7
11:       $\vec{\mathbf{p}}_i^t.append(\hat{\theta}_j^{(\mathbf{w}_i)})$ 
12:    end for
13:     $P_t.append(\vec{\mathbf{p}}_i^t)$ 
14:  end for
15:  return  $P_t$ 
16: end function

```

of the social network G^X/G^Y , denoted as:

$$\begin{aligned} X &= [P_c^X; P_w^X; P_t^X; P_s^X] \in \mathbb{R}^{d \times n} \\ Y &= [P_c^Y; P_w^Y; P_t^Y; P_s^Y] \in \mathbb{R}^{d \times n} \end{aligned} \quad (8)$$

where $d = d_c + d_w + d_t + d_s$ is the dimension of the combined feature matrix. To bring these different features onto the same scale, we further add standardization on the feature matrices by centering each row at mean 0 with standard deviation 1. The standardization of feature matrices can establish different features on the same scale. In this paper, each row of a matrix's standardization center is set to mean 0 with standard deviation 1.

4.3. RCCA based projection

Section 4.2 has shown how to establish the combined feature metrics X and Y using the text attributes and the structures of a pre-matched network pair G^X/G^Y . This section considers the method to practice user identity links by proposed two feature metrics. First of all, we follow the widespread assumption [13, 19, 23] that the correlations between the projections of linked networks are linear. On top of that, Regularized Canonical Correlation Analysis (RCCA) [4] is particularly useful in maximizing their correlations. Hence, this study adopts an RCCA approach to investigate the identity links between similar users in the UIL problem.

RCCA approaches mostly defined the canonical matrices as $H = [\mathbf{h}_1, \mathbf{h}_2, \dots, \mathbf{h}_i, \dots, \mathbf{h}_k] \in \mathbb{R}^{d \times k}$ and $M = [\mathbf{m}_1, \mathbf{m}_2, \dots, \mathbf{m}_j, \dots, \mathbf{m}_k] \in \mathbb{R}^{d \times k}$, including k pairs of linear projections. The canonical matrices of the UIL problem are solved by mapping the vector reputation X/Y of the associated social networks G^X/G^Y into a common correlated space Z through a series of well-designed linear projections to maximize the correlation ρ between $H^T X$

and $M^T Y$. Then, the potential user identity links between G^X and G^Y can be estimated by comparing the distance of their vectorization features in Z . The detailed steps of RCCA based projection are specified below.

First of all, for each pair of canonical vectors $\mathbf{h}_i \in \mathbb{R}^{d \times 1}$ of X , and $\mathbf{m}_j \in \mathbb{R}^{d \times 1}$ of Y , the purpose of RCCA is to maximize the correlation ρ between $\mathbf{h}_i^T X$ and $\mathbf{m}_j^T Y$ [4], i.e.:

$$\begin{aligned} \rho &= \max \text{corr}(\mathbf{h}_i^T X, \mathbf{m}_j^T Y) \\ &= \max \frac{\text{cov}(\mathbf{h}_i^T X, \mathbf{m}_j^T Y)}{\sqrt{\text{var}(\mathbf{h}_i^T X) \text{var}(\mathbf{m}_j^T Y)}} \\ &= \max \frac{\mathbf{h}_i^T C_{XY} \mathbf{m}_j}{\sqrt{(\mathbf{h}_i^T C_{XX} \mathbf{h}_i)(\mathbf{m}_j^T C_{YY} \mathbf{m}_j)}} \end{aligned} \quad (9)$$

where the superscript T of \mathbf{h}_i^T or \mathbf{m}_j^T is the transpose of the vector \mathbf{h}_i or \mathbf{m}_j . C_{XY} , C_{XX} , and C_{YY} are the covariance matrices involving feature vectors X and Y of social networks. Vector centralization can avoid the adverse effects of outliers and extreme values. The vectors X and Y obtained in the previous section are zero-centered. Hence, we can calculate their covariance matrices by $C_{XY} = \frac{1}{n} XY^T$, $C_{XX} = \frac{1}{n} XX^T$, and $C_{YY} = \frac{1}{n} YY^T$, respectively.

The objective of Eq. 9 is equivalent to the following constrained optimization problem since any canonical vector pair \mathbf{h}_i and \mathbf{m}_j are scale-independent.

$$\begin{aligned} &\max \mathbf{h}_i^T XY \mathbf{m}_j \\ &s.t. \mathbf{h}_i^T C_{XX} \mathbf{h}_i = 1 \\ &\quad \mathbf{m}_j^T C_{YY} \mathbf{m}_j = 1 \end{aligned} \quad (10)$$

However, when we have a higher feature dimension d and a relatively smaller number \mathcal{T} of training samples, especially $d > \mathcal{T}$, covariance matrices C_{XX} and C_{YY} are singular. The problem is remedied by adding the regularization [36] to the covariance matrices as:

$$\begin{aligned} \hat{C}_{XX} &= C_{XX} + r^X I \\ \hat{C}_{YY} &= C_{YY} + r^Y I \end{aligned} \quad (11)$$

where r^X and r^Y are non-negative regularization coefficients, and I is the identity matrix. The canonical matrices H and M can be obtained through solving a generalized eigenvalue decomposition problem [4]:

$$\begin{bmatrix} \mathbf{0} & C_{XY} \\ C_{YX} & \mathbf{0} \end{bmatrix} \begin{bmatrix} H \\ M \end{bmatrix} = \lambda \begin{bmatrix} \hat{C}_{XX} & \mathbf{0} \\ \mathbf{0} & \hat{C}_{YY} \end{bmatrix} \begin{bmatrix} H \\ M \end{bmatrix} \quad (12)$$

On top of that, projecting the linked social networks G^X and G^Y to a new common correlated space is available using the canonical matrices H and M . We can link users' identities by calculating the distances of their projected features obtained by $Z^X = H^T X$ and $Z^Y = M^T Y$ for G^X and G^Y , respectively. This study takes the Euclidean distance as the measure. The distance of users u_i and u_j

separately from the network G^X and G^Y in the common space Z can be calculated by the square of a binorm:

$$D(z_i^X, z_j^Y) = \|z_i^X - z_j^Y\|_2^2 \quad (13)$$

A closer distance D of two users represents that they have a greater chance of becoming a same natural person. Consequently, the overall procedure of MAUIL can be given in Algorithm 4.

Algorithm 4 Overall procedure of MAUIL.

Input: Two social networks $G^X = (V^X, E^X, A^X)$ and $G^Y = (V^Y, E^Y, A^Y)$, a set of pre-matched user pairs S , the dimension d_c, d_w, d_t , and d_s , the number k of projection vectors.

Output: A set of matched user pairs L .

- 1: $A_c^X, A_w^X, A_t^X, A_c^Y, A_w^Y, A_t^Y = \text{Preprocess}(A^X, A^Y)$
 - 2: $P_c^X / P_c^Y = \text{CHARLEVELEMBED}(A_c^X / A_c^Y)$
 - 3: $P_w^X / P_w^Y = \text{WORDLEVELEMBED}(A_w^X / A_w^Y)$
 - 4: $P_t^X / P_t^Y = \text{TOPICLEVELEMBED}(A_t^X / A_t^Y)$
 - 5: $P_s^X / P_s^Y = \text{NETWORKEMBED}(E^X / E^Y)$
 - 6: $X, Y \leftarrow \text{Eq. 8}$
 - 7: Standardize each column of X and Y to 0-mean, 1-std.
 - 8: $X_{train}, Y_{train}, X_{test}, Y_{test} \leftarrow \text{DataSplitting}(X, Y, S)$
 - 9: $H, M = \text{LEARNPROJECTIONS}(X_{train}, Y_{train})$
 - 10: $Z_{test}^X = H^T X_{test}, Z_{test}^Y = M^T Y_{test}$
 - 11: $\text{Similarities} = \text{EuclideanDistance}(Z_{test}^X, Z_{test}^Y)$
 - 12: $L \leftarrow \text{argmax}(\text{Similarities})$
 - 13: **return** L
 - 14: **function** $\text{LEARNPROJECTIONS}(X, Y)$
 - 15: $C_{XX} = \frac{1}{n} XX^T, C_{XY} = \frac{1}{n} XY^T$
 - 16: $C_{YX} = \frac{1}{n} YX^T, C_{YY} = \frac{1}{n} YY^T$
 - 17: $\hat{C}_{XX}, \hat{C}_{YY} \leftarrow \text{Eq. 11}$
 - 18: $H, M \leftarrow \text{Eq. 12}$
 - 19: **return** H, M
 - 20: **end function**
-

5. Experiments

This section discusses the data sets, experimental settings, and the experimental analysis of some significant baseline models systematically. We also perform the sensitivity study on three primary parameters.

5.1. Data sets

To evaluate the performance of the model MAUIL, the survey data sets were collected from the Internet, including two social networks and two academic coauthor networks.

Social networks: The data set, denoted as Weibo-Douban (WD), refers to two Chinese popular social plat-

forms: Sina Weibo² and Douban³. We provide an accessible method to build cross-network data set WD according to the following steps. First, a small number of users on the Douban platform have posted their Weibo accounts on their homepages. These users on distinguish two platforms are real user identity links, which can be used as pre-aligned user pairs in the UIL task. Second, the original data is prepared by crawling users' information pages, including users' attributes and their follower/followee relations. A clear benefit of data crawling in the Weibo platform could not be directly identified in this step. Weibo allows only a small part (two hundred) of follower/followee relations to be returned by crawlers. Hence, the relations that come from traditional Weibo crawling methods are quite incomplete. On the other hand, the size of Weibo network is enormous. The empirical treatment is to extract a subnet with common characteristics from the original Weibo network. We repeatedly remove the nodes with the degrees less than 2 or more than 1000. Then, the community discovery Algorithm reported in [26] is performed to find the subnets with the typical social network characteristics, including the approximate power-law degree distribution (Figures 3a and 3b) and the high aggregation coefficient. Similar operations are carried out on the Douban network.

Coauthor networks: DBLP is a classic computer science bibliography network. Its data is publicly available⁴. Each author in DBLP has a unique key, which can be used as the ground truth for the UIL problem. In this study, the DBLP network backups of different periods, i.e., 2017-12-1 and 2018-12-1, were used as the aligned subjects in the UIL experiments. Following previous work [11], we select the Turing Award winner *Yoshua Bengio* as the center node in each network, and then delete any nodes more than three steps away from the center. Besides, the size of two DBLPs is reduced by discovering network communities and repeatedly deleting leaf nodes. The final DBLPs also enjoy the characteristics of the power-law distribution (Figure 3c, 3d) and the high aggregation coefficient. The statistics of WD and DBLP are displayed in Table 2.

5.2. Experimental Settings

5.2.1. Baseline Methods

We select the following baseline methods to assess the comparative performance of the proposed model:

- **IONE**[16]: IONE is a semi-supervised UIL model depending on network structures, in which the followership /followee-ship of users are modeled as input/output context vector. This model sets the weight unification among users to 1.
- **PALE-LINE**[19]: PALE-LINE is a supervised UIL model based on PALE [19] and LINE [33]. A typical

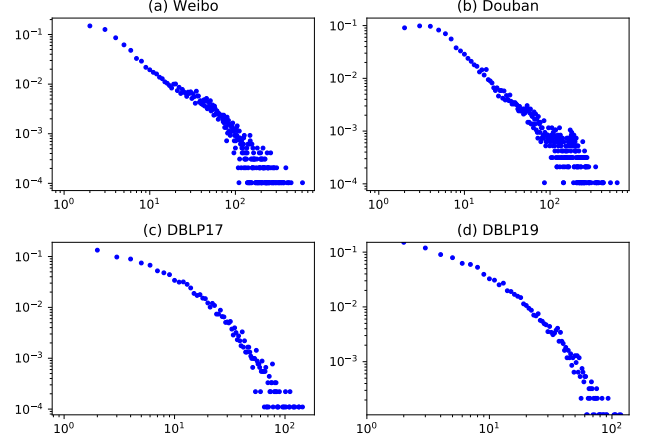


Figure 3: The degree distributions of the networks in the data sets.

operation is that the matched networks are embedded by the LINE approach. PALE-LINE provides an Multi-Layer Perceptron (MLP) that can project the source embeddings to the target space for The UIL task.

- **ABNE**[17]: ABNE is a supervised UIL model using graph attentions, which exploits the social structure by modeling the weighted contribution probabilities between follower-ships and followee-ships.
- **REGAL**[5]: REGAL is an embedding based unsupervised UIL model that employs both structures and attributes to capture the node similarities. The experiment of REGAL in our comparison adopts TF-IDF vectorization and cosine distance measure to deal with the node attributes and node similarity, respectively.
- **TADW-MLP**: TADW-MLP is a composite extension of model TADW [37] and MLP. TADW is a popular network embedding model, which incorporates text attributes under the framework of matrix factorization. We apply TADW to embed networks and employ a three-layer MLP that maps source embeddings to the target space for the UIL problem. Besides, the TF-IDF is also adopted to encode the node attributes.

Variants of the proposed MAUIL: This section also examines three MAUIL variants to evaluate the effectiveness of model components, including:

- **MAUIL-a**: MAUIL-a ignores the components of network structure embedding of the MAUIL to access the component effect of multi-level attribute embedding. Attributes are treated as unique features to deal with the UIL problem.
- **MAUIL-s**: MAUIL-s plans to compare MAUIL-a by retaining only structural features and ignoring

²<https://weibo.com>

³<https://www.douban.com>

⁴<https://dblp.org/xml/release/>

Table 2: The statistics of the data sets used in the experiments.

Datasets	Networks	#Users	#Relations	Min. degree	Ave. degree	Max. degree	Ave. coeff.	#Matched pairs
Social networks	Weibo	9,714	117,218	2	12.1	607	0.112	1,397
	Douban	9,526	120,245	2	12.6	608	0.101	
coauthor networks	DBLP17	9,086	51,700	2	5.7	144	0.280	2,832
	DBLP19	9,325	47,775	2	5.1	138	0.322	

attribute ones to clarify the component performance of network structure embedding for solving the UIL problem.

- **MAUIL-v**: MAUIL-v directly encodes the feature vectors generated by the MAUIL component of multi-level attribute embedding, which realizes the UIL by comparing Euclidean distance of the vectors. The model avoids the use of correlated common space and runs in an unsupervised manner.

5.2.2. Evaluation Metric

This study follows the suggestions of the previous work [23] to deliver the evaluation indicators. A typical evaluation metric Hit-Precision is adopt to compare the top-k candidates for the identity linkage. The score is computed as follows:

$$h(x) = \frac{k - (\text{hit}(x) - 1)}{k} \quad (14)$$

where $\text{hit}(x)$ is the position of a correctly linked user in the returned list of the top-k candidates. Let n be the number of tested user pairs. The Hit-Precision can be calculated by the average score of the successfully matched user pairs: $\frac{1}{n} \sum_{i=1}^n h(x_i)$. This study adopt $k = 3$ for all the experiment instances unless otherwise stated.

5.2.3. Implementation Details

This study implements the proposed model by the programming language version Python 3.7 and runs the codes on a Linux Server with Intel(R) Xeon(R) CPU (E5-2620 v4) and GeForce TITAN X GPU (12GB memory).

The experiment involved two types of datasets: the social network WD and the coauthor networks DBLPs. First, we directly takes the network usernames of WD as character-level attributes and convert the Chinese characters into Pinyin characters (Chinese phonetic alphabet). The geographical locations and recent posts of users are considered as the word-level and topic-level attributes, respectively. Second, the authors in DBLPs may have several variants of names, e.g., *Nicholas Drivalos Matragkas*, *Nicholas Matragkas*, and *Nikolaos Drivalos*. We randomly chose one of the author’s names as character-level attributes. In a similar way to WD, the authors’ affiliations in DBLPs are se-

lected as word-level attributes. We pick a random number of articles (at most 100) for each author and take their titles as the topic-level attributes. To illustrate the model’s robustness, we add some noise by randomly removing some attribute text items with probability $p = 0.2$.

Data pre-processing consists of converting all letters of attributes to lowercase, removing any tonal marks above the letters, eliminating the rare words that occur less than 10 times, excluding the stop words like ‘the’ and ‘with’, and extracting text stems by the tool NLTK⁵. We perform the text segmentation of original texts by adding q-gram with $q = 2$ and $q = 3$.

There are many ways of expression in Chinese, such as simplified, traditional, and archaic. The experiment required all Chinese characters to be converted into simplified ones⁶. It is also demanded to split the texts into separated words by using the tool Jieba⁷. The procedure of the word-level embedding includes retaining the neighbor’s weight parameter with $\lambda = 0.1$. Besides, the word vectors of Chinese texts are trained according to the Chinese wiki corpus⁸. Finally, we set both the hyper-parameters α and β are $1/d_t$ for the topic-level embedding component of the model MAUIL and its variants.

5.2.4. Parameter Setup

This section outlines the model parameters of training MAUIL, including multi-level attribute embedding, RCCA based projection, and training parameter setting.

- The dimensions of all features in the multi-level attribute embedding and the structural embedding are the same without loss of generality, i.e., $D = d_c = d_w = d_t = d_s = 100$.
- The regulation parameters r^X and r^Y for covariance matrices C_{XX} and C_{YY} are fixed to be $R = r^X = r^Y$. The number of projection vectors is empirically set to $k = 25$ and $k = 80$ for WD and DBLPs, respectively. Correspondingly, regulation parameter $R = 10^5$ and $R = 10^3$ is considered for WD and DBLPs, respectively.

⁵<https://www.nltk.org>

⁶<https://pypi.org/project/zhconv/>

⁷<https://pypi.org/project/jieba/>

⁸<https://dumps.wikimedia.org/zhwiki/>

- (iii) Any experiment instances randomly select N_{tr} and N_{te} matched identity pairs as the training seeds and test data. N_{tr} varies between 100 and 800. N_{te} is set to be a constant value 500. The comparative results among baseline models are expressed in Hit-Precision scores with the training setting $N_{tr} = 200$.

Each experiment instance is run 10 times independently. Their average performances are considered as the final report. The parameters of the comparison models come from the defaults in their papers.

5.3. Experimental Results

5.3.1. Overall Performance

All the comparison methods can be treated under three groups according to model component categories. The goal of category testing is to explore the combinatorial correlations between user attributes and network structures in model performances. The first set of analyses examine the UIL by using purely network structures, including IONE, PALE-LINE, ABNE, and MAUIL-s. The second one only leverages user attributes for solving the UIL problem, i.e., MAUIL-a. The third category combines user attributes and network structures to training, including REGAL, TADW-MAUIL, MAUIL-v, and MAUIL. Table 3 summarizes the overall results of all compared methods on the two datasets WD and DBLPs. The MAUIL and its variants are successful because they are able to reveal potential user identity links. The details of performance comparison are described below.

First, the experimental results of Group 1 are presented. It is clear from Table 3 that the quality of datasets leads to the differences in model performances. The methods of IONE, PALE-LINE, ABNE, and MAUIL-s perform better on DBLPs than that on WD. For example, IONE enjoy higher Hit-precision (k=3) by 9.2%, PALE-LINE by 10.5%, ABNE by 11.4%, and MAUIL-s by 16.4% on DBLPs. The fact is mainly because of the lower data structure integrity exist in real social networks WD that cannot provide valid clues for recognizing user identities. However, the four models' most prominent is the highest score of the proposed variant MAUIL-s that obtains at least 5.6% higher than the others.

Figures 4 and 5 also shows the effect of the training seeds parameter N_{tr} on the comparative models. The four comparative models improve their performance with the increasing of training seed number N_{tr} from 0 to 800. For instance, IONE's performance grows up from 11.4% to 50.1% on DBLP and ABNE from 18% to 58.1%. Consequently, more training data did contribute to the precision increase. However, there is also a significant difference between the four models' performance improvement with the increase in training data. Following the performance scores of PALE-LINE and MAUIL-s shown in Figures 4 and 5, the higher score of MAUIL-s was recorded, although both of them depend on the structure embedding method of LINE. As a result, MAUIL-s performs 4.7% and 10.6%

Table 3: Comparison with the baseline methods (Hit -Precision score).

Method	Weibo-Douban			DBLP17-DBLP19		
	k=1	k=3	k=5	k=1	k=3	k=5
IONE	0.013	0.022	0.031	0.076	0.114	0.140
PALE-LINE	0.013	0.025	0.036	0.085	0.130	0.165
ABNE	0.049	0.066	0.077	0.133	0.180	0.211
REGAL	0.016	0.030	0.041	0.411	0.436	0.452
TADW-MLP	0.004	0.007	0.011	0.188	0.261	0.313
MAUIL-v	0.238	0.280	0.306	0.628	0.655	0.695
MAUIL-s	0.044	0.072	0.095	0.159	0.236	0.289
MAUIL-a	0.313	0.368	0.400	0.661	0.690	0.706
MAUIL	0.313	0.373	0.408	0.660	0.702	0.725

better than PALE-LINE on WD and DBLPs, respectively. MAUIL and its variants provide a linear projection that maps the two networks to the common space. The precision advantages of MAUIL-s prove that the established mapping on the MAUIL model series does indeed benefit the UIL task since MAUIL and its variants possess the same model component to deal with network structure embedding.

Second, the experimental results of Group 2 involved MAUIL-a are exhibited, which is only concerned with user attributes. MAUIL-a achieves the Hit-Precision scores of 0.368 and 0.69 on WD and DBLPs, respectively. The more adequate and cleaner user attribute information in DBLPs compared with WD creates a significant 0.322 difference in model precision. Actually, the attributes of WD consist of the users' blogs and posts, etc., which parameters are normally inconstant and vary a lot in content, number of posts, and publishing frequency. What stands out in Table 3 is that MAUIL-a performs significantly better than the structure-based models by at least 23.7% on WD and at least 45.5% on DBLPs. The abundant attribute information in our datasets has an apparent positive influence on the model effect.

Third, Group 3 incorporates both attribute and structure features to investigate the UIL task. Both REGAL and TADW-MLP can extract attribute features. However, they do not distinguish attribute types and the higher semantic features level. A comparison of the scores among those models in Group 3 confirms that the utilization and differentiation of multi-type user attributes are beneficial to improve model performance. For example, MAUIL-v performs considerably better than REGAL by 25% in dataset WD, which also recorded the more excellent score than TADW-MLP by 27.3%.

The character-level attributes (user names) of social networks are the strongest of all attribute types, while the word-level locations and topic-level posts are more diverse

and noisy. Consequently, character-level attributes dominate model performance.

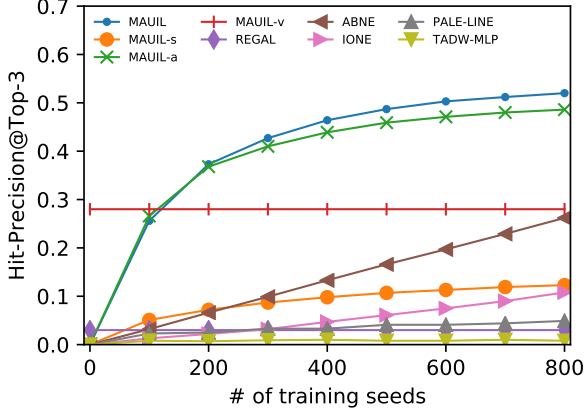


Figure 4: Hit-precision performance on social networks w.r.t the increase of training seeds N_{tr} .

5.3.2. The effect of different training seeds

The performance trend tests were used to analyze the comparison models' Hit-precision with the increase of training seeds parameter N_{tr} .

First, the test results of all the comparison models in dataset WD are shown in Figure 4. Real social networks are often sparse in structure. Hence, the performance improvement of the simple structure methods, i.e., IONE, PALE-LINE, ABNE, and MAUIL-s, is very limited. Figure 4 provides an example of the above statement. The test scores of the purely structural methods on WD rise slowly with the increase of N_{tr} from 100 to 800. The comparison of their scores with the proposed MAUIL confirms that combining network structures and user attributes can reach a peak and has an advantage of at least 25.8% over all structural baselines when $N_{tr} = 800$.

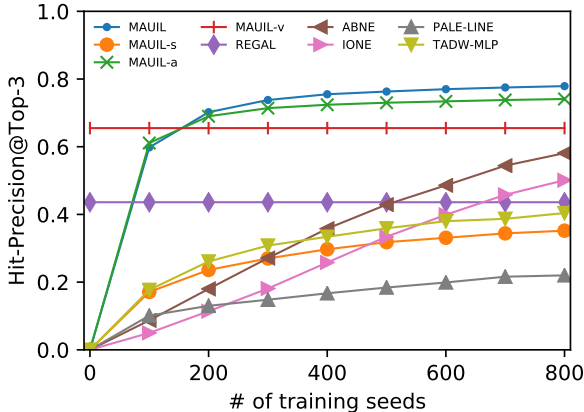


Figure 5: Hit-precision performance on coauthor networks w.r.t the increase of training seeds N_{tr} .

On top of that, we consider a similar test on dataset DBLPs. The result is shown in Figure 5. The perfor-

mance of all methods except for REGAL and MAUIL-v present similar upward trend curves. ABNE and IONE increase faster than MAUIL-s, TADW-MAL, and PALE-LINE. However, MAUIL achieves the best when N_{tr} reaches 800. For example, MAUIL beats ABNE and IONE by 19.7% and 27.7%.

Finally, what can be clearly seen in Figures 4 and 5 are the red straight lines referring to Hit-precision of MAUIL-v with the seed increase on both datasets. The unsupervised working mode of MAUIL-v is responsible for this unexpected stable performance.

Under the semi-supervised setting, MAUIL can effectively combine supervised annotations with unsupervised information, e.g., structures and attributes, to ensure its superiority. Therefore, MAUIL is expected to be well adapted to annotate constrained scenarios.

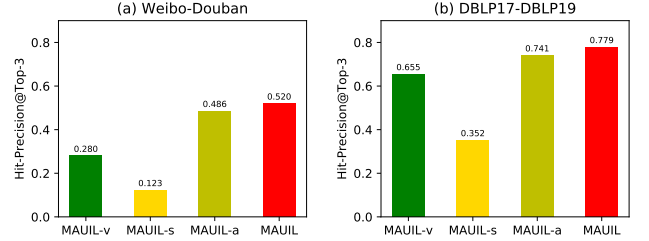


Figure 6: Hit-precision performance on two data sets w.r.t variants of MAUIL.

5.3.3. The contribution of different components of MAUIL.

As seen from Figures 4 and 5, MAUIL always outperforms its three variants, i.e., MAUIL-s, MAUIL-a, and MAUIL-v, across all training seeds N_{tr} . This section takes $N_{tr} = 800$ as an example to access the contributions of each MAUIL component.

The columnar analysis shown in Figure 6 illustrates that MAUIL wins 24% higher scores than MAUIL-v on WD and 12.4% higher on DBLP. The priorities demonstrate the power of MAUIL when the model adds a step of projecting the linked networks into the common correlated space.

On the other hand, MAUIL performs better than MAUIL-s by 39.7% on WD and 42.7% on DBLP. The advantages are caused by incorporating attributes information. Besides, MAUIL also beats MAUIL-a by 3.4% on WD and 3.8% on DBLP. Utilizing network structural information indeed benefits the UIL tasks. However, the role of network structures is not as strong as that of attribute information in our datasets. Thus, MAUIL is quite encouraging when attribute information is sufficient.

5.3.4. Parametric Sensitivity Analysis

This section investigates the parameter sensitivity of the proposed MAUIL on three primary parameters: (1) the feature dimensions D , (2) the number of projection vectors K , and (3) the regularization coefficient R .

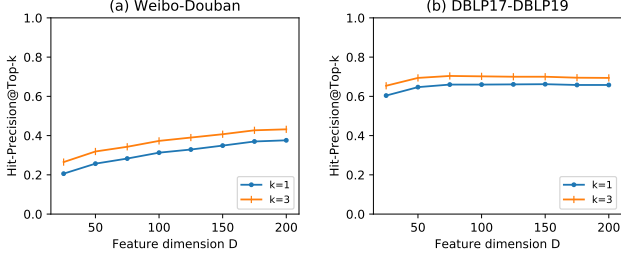


Figure 7: Hit-precision performance w.r.t the increase of the feature dimension D .

Figure 7 portrays the Hit-precision variation concerning the value change of feature dimension parameter D . We can observe that the MAUIL performance scores increase at the beginning and then keep stable as the dimension rises on both datasets. The trend means that a more top dimensional feature space helps to preserve the user information better, which further contributes the performance improvement of the UIL models. In the actual operation process, too high dimension will increase the consumption of computing resources. Hence, we select $D = 100$ to a trade-off between effectiveness and efficiency.

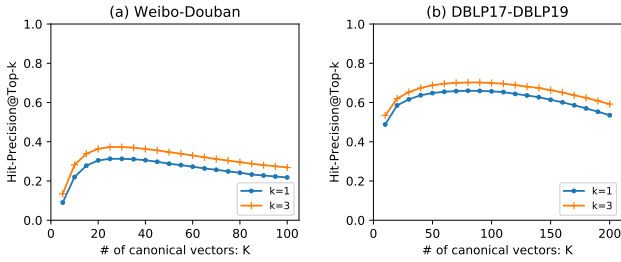


Figure 8: Hit-precision performance w.r.t the increase of projection vectors k .

Figure 8 depicts the sensitivity of model performances when the value of the projection vector k changes. MAUIL presents a similar trend in both of the datasets. Its performance can get optimal when k fluctuates from 25 to 35 on WD and from 60 to 110 on DBLP. Therefore, if k changes within a reasonable range, MAUIL will remain stable.

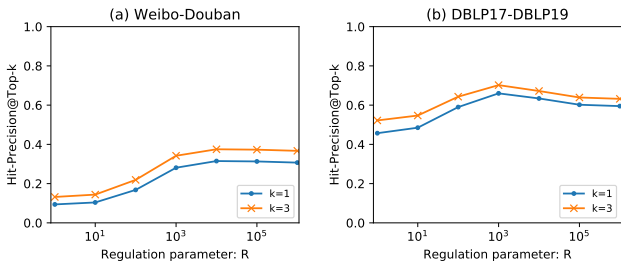


Figure 9: Hit-precision performance w.r.t the increase of regulation parameter R .

Figures 9 illustrates the performance with different set-

ting of regulation parameter R . We set the range from 0 to 10^6 for R across the two datasets. The Hit-Precision increases gradually and keeps steady after $R > 10^4$ on WD. However, the Hit-Precision slightly drops after R reaches 10^3 on DBLP. One possible reason is that the parameter's variation is exponential, and the stable interval of R is slightly smaller than that of the exponential change. Hence, it is required to choose R in a small range around the locus 10^3 .

6. Conclusion

The purpose of the present study was to investigate the problem of user identity linkages between multiple social networks. A high-precision method for user identity discovery can significantly improve the reliability of AI applications such as recommender systems, search engines, information diffusion predictions, cyber identity, and criminal stalking, etc. Hence, this work has constructed a novel semi-supervised model, namely MAUIL, to seek the potential user identity between two arbitrary social networks. Semi-supervision insight greatly reduces the model's dependence on data annotation. Compared with other models, MAUIL synthesizes three kinds of user attributes, i.e., character-level, word-level, and topic-level attributes, and network structure features to obtain the best Hit-precision scores for the UIL problem. The experimental analysis shows that the combination of different text features in social networks can significantly improve the resolution accuracy of the problem. On the other hand, the RCCA based linear projections designed in MAUIL revealed that maximizing the correlations between available feature vectors from different views benefits to find the same natural persons across multiple social networks. The method of feature correlation space is likely to be a potential means to break the link accuracy points required for AI applications.

This study extensively evaluates the proposed model on two real-world data sets of social networks and coauthor networks. The results show the superior performance of MAUIL by comprehensive comparison with state-of-the-art baseline methods. A limitation of this study is that the data set WD in this paper is merely a subset of the current social networks with the similar structure distribution. We don't have the privacy rights to get the full data. However, the more data in the deep learning domain, the higher the score. Finally, this paper exposes the complete program code and data sets as a complement. We recommend the suggested UIL problem-solving framework and technical update directions for other researchers.

References

- [1] D. M. Blei, A. Y. Ng, M. I. Jordan, Latent dirichlet allocation, *J. Mach. Learn. Res.* 3 (2003) 993–1022.
- [2] S. Feng, D. Shen, T. Nie, Y. Kou, J. He, G. Yu, Inferring anchor links based on social network structure, *IEEE Access* 6 (2018) 17540–17553.

- [3] T. L. Griffiths, M. Steyvers, Finding scientific topics, *Proc. Natl. Acad. Sci. U.S.A.* 101 (2004) 5228–5235.
- [4] D. R. Hardoon, S. R. Szedmak, J. R. Shawe-taylor, Canonical correlation analysis: An overview with application to learning methods, *Neural Comput.* 16 (2004) 2639–2664.
- [5] M. Heimann, T. Safavi, H. Shen, D. Koutra, Regal: Representation learning-based graph alignment, in: *Proceedings of the 27th ACM International Conference on Information and Knowledge Management*, 2018, pp. 117–126. doi:[10.1145/3269206.3271788](https://doi.org/10.1145/3269206.3271788).
- [6] S. Huang, J. Zhang, L. Wang, X.-S. Hua, Social friend recommendation based on multiple network correlation, *IEEE Trans. Multimedia* 18 (2016) 287–299.
- [7] T. Iofciu, P. Fankhauser, F. Abel, K. Bischoff, Identifying users across social tagging systems, in: *Proceedings of the 5th International Conference on Weblogs and Social Media*, 2011, pp. 522–525.
- [8] X. Kong, J. Zhang, P. S. Yu, Inferring anchor links across multiple heterogeneous social networks, in: *Proceedings of the 22th ACM International Conference on Information and Knowledge Management*, 2013, pp. 179–188. doi:[10.1145/2505515.2505531](https://doi.org/10.1145/2505515.2505531).
- [9] N. Korula, S. Lattanzi, An efficient reconciliation algorithm for social networks, *Proc. VLDB Endow.* 7 (2014) 377–388.
- [10] S. Lacoste-Julien, K. Palla, A. Davies, G. Kasneci, T. Graepel, Z. Ghahramani, Sigma: simple greedy matching for aligning large knowledge bases, in: *Proceedings of the 19th ACM SIGKDD International Conference on Knowledge Discovery and Data Mining*, 2013, pp. 572–580. doi:[10.1145/2487575.2487592](https://doi.org/10.1145/2487575.2487592).
- [11] C. Li, S. Wang, H. Wang, Y. Liang, P. S. Yu, Z. Li, W. Wang, Partially shared adversarial learning for semi-supervised multi-platform user identity linkage, in: *Proceedings of the 28th ACM International Conference on Information and Knowledge Management*, 2019, pp. 249–258. doi:[10.1145/3357384.3357904](https://doi.org/10.1145/3357384.3357904).
- [12] C. Li, S. Wang, Y. Wang, P. Yu, Y. Liang, Y. Liu, Z. Li, Adversarial learning for weakly-supervised social network alignment, in: *Proceedings of the 33rd AAAI Conference on Artificial Intelligence*, 2019, pp. 996–1003. doi:[10.1609/aaai.v33i01.3301996](https://doi.org/10.1609/aaai.v33i01.3301996).
- [13] C. Li, S. Wang, P. S. Yu, L. Zheng, X. Zhang, Z. Li, Y. Liang, Distribution distance minimization for unsupervised user identity linkage, in: *Proceedings of the 27th ACM International Conference on Information and Knowledge Management*, 2018, pp. 447–456. doi:[10.1145/3269206.3271675](https://doi.org/10.1145/3269206.3271675).
- [14] Y. Li, Z. Su, J. Yang, C. Gao, Exploiting similarities of user friendship networks across social networks for user identification, *Information Sciences* 506 (2020) 78–98.
- [15] J. Liu, F. Zhang, X. Song, Y. I. Song, C. Y. Lin, H. W. Hon, What’s in a name? an unsupervised approach to link users across communities, in: *Proceedings of the 6th ACM International Conference on Web Search and Data Mining*, 2013, pp. 495–504. doi:[10.1145/2433396.2433457](https://doi.org/10.1145/2433396.2433457).
- [16] L. Liu, W. K. Cheung, X. Li, L. Liao, Aligning users across social networks using network embedding, in: *Proceedings of the 25th International Joint Conference on Artificial Intelligence*, 2016, pp. 1774–1780.
- [17] L. Liu, Y. M. Zhang, S. Fu, F. J. Zhong, J. Hu, P. Zhang, Abne: An attention-based network embedding for user alignment across social networks, *IEEE Access* 7 (2019) 23595–23605.
- [18] S. Liu, S. Wang, F. Zhu, Structured learning from heterogeneous behavior for social identity linkage, *IEEE Trans. Knowl. Data Eng.* 27 (2015) 2005–2019.
- [19] T. Man, H. Shen, S. Liu, X. Jin, X. Cheng, Predict anchor links across social networks via an embedding approach, in: *Proceedings of the 25th International Joint Conference on Artificial Intelligence*, 2016, pp. 1823–1829.
- [20] B. D. McKay, Practical graph isomorphism, *Congr. Numer.* 30 (1981) 45–87.
- [21] M. McPherson, L. Smith-Lovin, J. M. Cook, Birds of a feather: Homophily in social networks, *Annu. Rev. Sociol.* 27 (2001) 415–444.
- [22] T. Mikolov, K. Chen, G. Corrado, J. Dean, Efficient estimation of word representations in vector space, in: *Proceedings of the 1st International Conference on Learning Representations*, 2013. [arXiv:1301.3781](https://arxiv.org/abs/1301.3781).
- [23] X. Mu, F. Zhu, E.-P. Lim, J. Xiao, J. Wang, Z.-H. Zhou, User identity linkage by latent user space modelling, in: *Proceedings of the 22th ACM SIGKDD International Conference on Knowledge Discovery and Data Mining*, 2016, pp. 1775–1784. doi:[10.1145/2939672.2939849](https://doi.org/10.1145/2939672.2939849).
- [24] Y. P. Nie, Y. Jia, S. D. Li, X. Zhu, A. P. Li, B. Zhou, Identifying users across social networks based on dynamic core interests, *Neurocomputing* 210 (2016) 107–115.
- [25] J. Novak, P. Raghavan, A. Tomkins, Anti-aliasing on the web, in: *Proceedings of the 13th International Conference on World Wide Web*, 2004, pp. 30–39. doi:[10.1145/988672.988678](https://doi.org/10.1145/988672.988678).
- [26] F. Parés, D. G. Gasulla, A. Vilalta, J. Moreno, E. Ayguadé, J. Labarta, U. Cortés, T. Suzumura, Fluid communities: A competitive, scalable and diverse community detection algorithm, in: *Proceedings of the 6th International Conference on Complex Networks and Their Applications*, 2017, pp. 229–240. doi:[10.1007/978-3-319-72150-7_19](https://doi.org/10.1007/978-3-319-72150-7_19).
- [27] C. Peng, K. Xu, F. Wang, H. Wang, Predicting information diffusion initiated from multiple sources in online social networks, in: *Proceedings of the 6th International Symposium on Computational Intelligence and Design*, 2013, pp. 96–99. doi:[10.1109/iscid.2013.138](https://doi.org/10.1109/iscid.2013.138).
- [28] Y. Qiao, Y. Wu, F. Duo, W. Lin, J. Yang, Siamese neural networks for user identity linkage through web browsing, *IEEE Trans. Neural Netw. Learn. Syst.* 31 (2019) 2741–2751.
- [29] C. Riederer, Y. Kim, A. Chaintreau, N. Korula, S. Lattanzi, Linking users across domains with location data: Theory and validation, in: *Proceedings of the 25th International Conference on World Wide Web*, 2016, pp. 707–719. doi:[10.1145/2872427.2883002](https://doi.org/10.1145/2872427.2883002).
- [30] K. Shu, S. Wang, J. Tang, R. Zafarani, H. Liu, User identity linkage across online social networks: A review, *SIGKDD Explor. Newsl.* 18 (2017) 5–17.
- [31] R. Singh, J. Xu, B. Berger, Global alignment of multiple protein interaction networks with application to functional orthology detection, *Proc. Natl. Acad. Sci. U.S.A.* 105 (2008) 12763–12768.
- [32] S. Tan, Z. Guan, D. Cai, X. Qin, J. Bu, C. Chen, Mapping users across networks by manifold alignment on hypergraph, in: *Proceedings of the 28th AAAI Conference on Artificial Intelligence*, 2014, pp. 159–165.
- [33] J. Tang, M. Qu, M. Wang, M. Zhang, J. Yan, Q. Mei, Line: Large-scale information network embedding, in: *Proceedings of the 24th International Conference on World Wide Web*, 2015, pp. 1067–1077. doi:[10.1145/2736277.2741093](https://doi.org/10.1145/2736277.2741093).
- [34] S. Tata, J. Patel, Estimating the selectivity of tf-idf based cosine similarity predicates, *SIGMOD Rec.* 36 (2007) 7–12.
- [35] J. Vosecky, D. Hong, V. Y. Shen, User identification across multiple social networks, in: *Proceedings of the 1st International Conference on Networked Digital Technologies*, 2009, pp. 360–365. doi:[10.1109/NDT.2009.5272173](https://doi.org/10.1109/NDT.2009.5272173).
- [36] D. I. Warton, Penalized normal likelihood and ridge regularization of correlation and covariance matrices, *J. Am. Stat. Assoc.* 103 (2008) 340–349.
- [37] C. Yang, Z. Liu, D. Zhao, M. Sun, E. Y. Chang, Network representation learning with rich text information, in: *Proceedings of the 24th International Joint Conference on Artificial Intelligence*, 2015, pp. 2111–2117.
- [38] R. Zafarani, H. Liu, Connecting corresponding identities across communities, in: *Proceedings of the 3rd International Conference on Weblogs and Social Media*, 2009, pp. 354–357.
- [39] R. Zafarani, H. Liu, Connecting users across social media sites: a behavioral-modeling approach, in: *Proceedings of the 19th ACM SIGKDD International Conference on Knowledge Discovery and Data Mining*, 2013, pp. 41–49. doi:[10.1145/2487575.2487648](https://doi.org/10.1145/2487575.2487648).
- [40] R. Zafarani, H. Liu, Users joining multiple sites: Distributions

- and patterns, in: Proceedings of the 8th International Conference on Weblogs and Social Media, 2014, pp. 635–638.
- [41] R. Zafarani, H. Liu, Users joining multiple sites: Friendship and popularity variations across sites, *Information Fusion* 28 (2016) 83–89.
 - [42] J. Zhang, B. Chen, X. Wang, G. Song, H. Chen, C. Li, F. Jin, Y. Zhang, Mego2vec: Embedding matched ego networks for user alignment across social networks, in: Proceedings of the 27th ACM International Conference on Information and Knowledge Management, 2018, pp. 327–336. doi:[10.1145/3269206.3271705](https://doi.org/10.1145/3269206.3271705).
 - [43] J. Zhang, P. S. Yu, Z. H. Zhou, Meta-path based multi-network collective link prediction, in: Proceedings of the 20th ACM SIGKDD International Conference on Knowledge Discovery and Data Mining, 2014, pp. 1286–1295. doi:[10.1145/2623330.2623645](https://doi.org/10.1145/2623330.2623645).
 - [44] W. Zhang, K. Shu, H. Liu, Y. Wang, Graph neural networks for user identity linkage, 2019. [arXiv:1903.02174](https://arxiv.org/abs/1903.02174).
 - [45] Y. Zhang, J. Tang, Z. Yang, J. Pei, P. S. Yu, Cosnet: Connecting heterogeneous social networks with local and global consistency, in: Proceedings of the 21th ACM SIGKDD International Conference on Knowledge Discovery and Data Mining, 2015, pp. 1485–1494. doi:[10.1145/2783258.2783268](https://doi.org/10.1145/2783258.2783268).
 - [46] W. Zhao, S. Tan, Z. Guan, B. Zhang, M. Gong, Z. Cao, Q. Wang, Learning to map social network users by unified manifold alignment on hypergraph, *IEEE Trans. Neural Netw. Learn. Syst.* 29 (2018) 5834–5846.
 - [47] Z. Zhong, Y. Cao, M. Guo, Z. Nie, Colink: An unsupervised framework for user identity linkage, in: Proceedings of the 32nd AAAI Conference on Artificial Intelligence, 2018, pp. 5714–5721.
 - [48] X. Zhou, X. Liang, X. Du, J. Zhao, Structure based user identification across social networks, *IEEE Trans. Knowl. Data Eng.* 30 (2018) 1178–1191.
 - [49] X. Zhou, X. Liang, H. Zhang, Y. Ma, Cross-platform identification of anonymous identical users in multiple social media networks, *IEEE Trans. Knowl. Data Eng.* 28 (2016) 411–424.