

Stochastic Non-Bipartite Matching Models and Order-Independent Loss Queues

Céline Comte

Eindhoven University of Technology, The Netherlands
c.m.comte@tue.nl

December 3, 2020

Abstract

The need for matching items with one another while meeting assignment constraints or preferences gave rise to several well-known problems like the stable marriage and roommate problems. While most of the literature on matching problems focuses on a static setting with a fixed number of items, several recent works incorporated time by considering stochastic models, in which items of different classes arrive according to independent Poisson processes and assignment constraints are described by an undirected non-bipartite graph on the classes. In this paper, we prove that the continuous-time Markov chain associated with this model has the same transition diagram as in a product-form queueing model called an order-independent loss queue. This allows us to adapt existing results on order-independent queues to stochastic matching models, and in particular to derive closed-form expressions for several performance metrics, like the waiting probability or the mean matching time, that can be implemented using dynamic programming. Both these formulas and the numerical results that they allow us to derive are used to gain insight into the impact of parameters on performance. In particular, we characterize performance in a so-called heavy-traffic regime in which the number of items of a subset of the classes goes to infinity while items of other classes become scarce.

Keywords: Stochastic matching model, order-independent queues, product-form stationary distribution, dynamic programming, heavy-traffic regime, state-space collapse.

1 Introduction

Matching items with one another in such a way that individual item's preferences are met is a well-known problem in mathematics, computer science, and economics. Classical applications include assigning users to servers in distributed computing systems, product bundling in supply chains, matching passengers to drivers in ride-sharing applications, and assigning questions to experts in question-and-answer websites.

Several variants of this problem have been extensively studied in graph theory. In the simplest case, each node represents an item and there is an edge between two nodes if the corresponding items can be matched with one another. A matching is then a set of edges with pairwise disjoint endpoints and the objective is

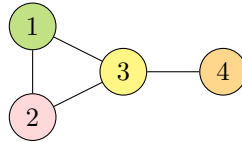


Figure 1: An undirected non-bipartite compatibility graph.

to find a maximum-cardinality matching, that is, a matching that contains as many edges as possible. In the graph of Figure 1 for instance, a maximum-cardinality matching is $\{\{1,2\}, \{3,4\}\}$. This matching is also *perfect* because it covers all nodes of the graph. A more elaborate variant of this problem associates preferences with items, meaning that each item ranks (a subset of the) other items according to a strict total order. The objective is then to build a stable matching, that is, a perfect matching in which we cannot find two items that would both prefer each other over their current assignment. The special case in which the graph is assumed to be bipartite is called the *stable marriage problem*, while its extension to arbitrary connected graphs is called the *stable roommates problem*. In both cases, deciding whether solutions exist and identifying one such solution can be done with a complexity that is quadratic in the number of items (to be more precise, a solution always exists when the graph is bipartite, but may not exist in general).

However, applications to modern large-scale service systems require that we also take into account the time dimension. For product bundling in supply chains for instance, products arrive at random instants and the primary objective is to have sufficient balance between supplies to guarantee a short bundling time while minimizing the amount of supplies to be stored. This observation gave rise to models that can be seen as stochastic generalizations of the above-mentioned graph-theoretic problems. Compatibility constraints are again represented by an undirected graph. The difference is that nodes now represent *classes* of items that arrive according to independent Poisson processes, so that there is an edge between two classes if items of these classes can be matched with one another. By reinterpreting the example of Figure 1 in this sense, class-3 items can be matched with items of classes 1, 2 and 4, and items of classes 1 and 2 can also be matched with one another. A *matching policy* is a decision rule that specifies, whenever an item arrives, to which compatible item, if any, it is matched. The primary objective of a matching policy is to make the system *stable*, this time in the sense that the stochastic process describing the evolution of the number of unmatched items over time is ergodic. The secondary objective is to optimize performance metrics like the mean matching time, defined as the average amount of time between the arrival of an item and its matching with another item.

Two variants of the stochastic matching model have been studied in the literature. They can be seen as stochastic generalizations of the stable marriage and roommates problems, in the sense that the compatibility graph is bipartite in the former variant and non-bipartite in the latter, but they do not allow for preferences over assignments. The stochastic bipartite matching model was introduced in [10] and further studied in [1, 2, 3, 8]. The stochastic non-bipartite matching model, which we consider in this paper, was introduced in [18] and further studied in [4, 9, 19]. [18] considers matching policies that are *admissible* in the sense that the matching decision is based solely on the class of the incoming item and the sequence of classes of unmatched items. This work characterizes the maximum stability region, that is, the set of vectors of per-class arrival rates under which there exists an admissible policy that makes the system stable. [4, 9, 19] focus on an admissible policy, called *first-come-first-matched*, that is also the focus of this paper. As the name suggests, each incoming item is matched with the compatible item that has been waiting the longest, if any. The rationale behind this policy is as follows: if an item has been waiting longer than another, it is likely that this item is compatible with classes that are relatively scarcer, so that matching this item if an opportunity arises is a good heuristic to preserve stability. It is shown in [19] that this matching policy is indeed maximally stable and leads to a product-form stationary distribution. This work also derives a closed-form expression for the normalization constant of this stationary distribution. A similar closed-form expression for the mean matching time is proposed in [9], which applies this result to study the impact of the compatibility graph on performance. The authors observe that adding edges sometimes has a negative impact on performance, which is akin to Braess' paradox in road networks. Lastly, the recent work [4] adapts some of the above results to a variant of the model in which the items of a given class can also be matched with one another.

Several recent works [1, 2, 3, 15] pointed out the similarity between the stationary distribution of stochastic matching models under this first-come-first-matched policy and that of order-independent queues [5], a product-form queueing model that recently gained momentum in the queueing-theory community. Our first main contribution consists of formalizing the relation between stochastic non-bipartite matching models and order-independent loss queues, a loss variant of order-independent queues introduced in [6]. More

specifically, we show that the continuous-time Markov chains that describe the evolution of the two models have the same transition diagrams. This allows us to adapt known results on order-independent queues to stochastic non-bipartite matching models, and in particular to provide simpler proofs for the product-form and stability results derived in [19]. Along the same lines, our second main contribution consists of closed-form expressions for several performance metrics like the waiting probability and the mean matching time. Some of these expressions can be seen as recursive variants of those derived in [9, 19], and are adapted from the works [11, 12, 20] which focus on order-independent queues and related queueing models. The recursive form of these expressions allows us to avoid duplicate calculations by using dynamic programming, which significantly reduces the complexity of the calculations. In addition to their numerical application, these formulas allow us to gain intuition on the impact of the parameters on performance, and in particular to formalize what it means to have a *balanced* system. Along this line, our third and last contribution is a performance analysis in a scaling regime called *heavy traffic* by analogy with the scaling regime of the same name in queueing theory, in which the vector of per-class arrival rates tends to a boundary of the stability region. This result can be seen as a generalization of the heavy-traffic result of [11], which focuses on order-independent queues, although the conclusion is different and illustrates the subtle difference between stochastic matching models and conventional queueing models.

The paper is organized as follows. Section 2 describes a continuous-time variant of the stochastic non-bipartite matching model proposed in [18] and introduces useful notation. In Section 3, we establish the equivalence between this stochastic matching model and an order-independent loss queue. This equivalence is used in Sections 4 and 5 to transpose known results for order-independent queues to the stochastic matching model and to generalize them. In particular, Section 4 gives a simpler proof of the product-form result and stability condition of [19], while in Section 5 we derive closed-form expressions for several performance metrics. These results are applied in Section 6 to gain insight into the impact of parameters on performance. In particular, we propose several heuristics to minimize the mean matching time and study what happens when part of the system becomes unstable. Numerical results in Section 7 allow us to gain further insight into the dynamics of stochastic matching models. Section 8 concludes the paper.

2 Stochastic non-bipartite matching model

We first define a continuous-time variant of the stochastic non-bipartite matching model introduced in [18].

Continuous-time model Let \mathcal{V} denote a finite set of item classes and consider an undirected connected non-bipartite graph without loops with vertex set \mathcal{V} . This graph will be called the *compatibility graph* of the matching model because it will eventually describe the matching compatibilities between items. An example is shown in Figure 1. For each $i, j \in \mathcal{V}$, we write $i \sim j$ if there is an edge between classes i and j in the compatibility graph and $i \not\sim j$ otherwise. For each $i \in \mathcal{V}$, we also let $\mathcal{E}(i) \subseteq \mathcal{V}$ denote the set of neighbors of class i in the compatibility graph. With a slight abuse of notation, for each set $\mathcal{A} \subseteq \mathcal{V}$ of classes, we also let $\mathcal{E}(\mathcal{A}) = \bigcup_{i \in \mathcal{A}} \mathcal{E}(i)$ denote the set of classes that are neighbors of at least one class in \mathcal{A} .

For each $i \in \mathcal{V}$, class- i items enter the system according to an independent Poisson process with rate $\mu_i > 0$. For each subset $\mathcal{A} \subseteq \mathcal{V}$ of classes, we also let $\mu(\mathcal{A}) = \sum_{i \in \mathcal{A}} \mu_i$ denote the overall arrival rate of the classes in \mathcal{A} . All unmatched items are queued in a buffer in their arrival order. In Figure 2 for instance, unmatched items are ordered from the newest on the left to the oldest on the right, and the number written on each item represents its class. Each incoming item is matched with an item of a compatible class present in the buffer, if any, in which case both items disappear immediately; otherwise, the incoming item is added at the end of the buffer. If an incoming item finds several compatible items in the buffer, it is matched with the compatible item that has been in the buffer the longest. This matching policy is called *first-come-first-matched* and was studied in [4, 9, 18, 19]. Note that this matching policy can be applied with a more decentralized approach in which each item is only aware of the arrival order of its *compatible* items.

Markovian state We describe the system state by the sequence of unmatched item classes present in the buffer. More specifically, we consider the sequence $c = (c_1, \dots, c_n)$, where n is the number of items in the



Figure 2: A system state associated with the compatibility graph of Figure 1.

buffer and c_p is the class of the p -th oldest item, for each $p \in \{1, \dots, n\}$. In particular, c_1 is the class of the item that has been in the buffer the longest. Figure 2 shows a possible buffer state associated with the compatibility graph of Figure 1, with the newest items on the left. The corresponding state descriptor is $c = (4, 4, 1, 4, 1)$. We assume that the state is initially empty, with $n = 0$, in which case we write $c = \emptyset$. The assumption that each class of items arrives according to an independent Poisson process guarantees that the stochastic process defined by the evolution of this state descriptor over time has the Markov property. When the system is in state c and a class- i item arrives, the new system state is (c_1, \dots, c_n, i) if $c_p \approx i$ for each $p \in \{1, \dots, n\}$, and $(c_1, \dots, c_{q-1}, c_{q+1}, \dots, c_n)$, where $q = \min\{p \in \{1, \dots, n\} : c_p \sim i\}$, otherwise. The overall departure rate from each state is $\sum_{i \in \mathcal{V}} \mu_i$.

The system state $c = (c_1, \dots, c_n)$ belongs to the set \mathcal{V}^* made of the finite words over the alphabet \mathcal{V} , but the matching policy imposes additional restrictions on the form of this word. More specifically, the buffer cannot contain customers of classes $i, j \in \mathcal{V}$ such that $i \sim j$, as the newest of the two items would necessarily have been matched with the oldest (or with an older compatible item) upon arrival. In Figure 2 for instance, an incoming class-2 item would be matched with the oldest class-1 item, so that items of classes 1 and 2 cannot be in the buffer at the same time. Therefore, in general, the state space of the Markov process defined by the system state is a strict subset of \mathcal{V}^* which we denote by \mathcal{C} . The structure of this state space will be described in the next paragraph.

State space A nonempty set $\mathcal{I} \subseteq \mathcal{V}$ is called an *independent set* (of the compatibility graph) if $i \not\sim j$ for each $i, j \in \mathcal{I}$. In other words, the set \mathcal{I} is independent if the intersection of this set with the set $\mathcal{E}(\mathcal{I})$ of its neighbors is empty. The set of all independent sets is denoted by \mathbb{I} . As an example, the set of independent sets of the compatibility graph of Figure 1 is $\mathbb{I} = \{\{1\}, \{2\}, \{3\}, \{4\}, \{1, 4\}, \{2, 4\}\}$. In general, if a set $\mathcal{I} \subseteq \mathcal{V}$ is an independent set, then any nonempty subset of \mathcal{I} is also an independent set. For convenience, we also let $\mathbb{I}_0 = \mathbb{I} \cup \{\emptyset\}$ denote the set of independent sets completed with the empty set.

For each $\mathcal{I} \in \mathbb{I}_0$, we let $\mathcal{C}_{\mathcal{I}}$ denote the set of words in \mathcal{V}^* that contain exactly the classes in \mathcal{I} . Equivalently, if $\mathcal{V}(c) \subseteq \mathcal{V}$ denotes the set of item classes present in the word $c \in \mathcal{V}^*$, we have $c \in \mathcal{C}_{\mathcal{I}}$ if and only if $\mathcal{V}(c) = \mathcal{I}$. Observe that $\mathcal{C}_{\mathcal{I}}$ is a strict subset of \mathcal{I}^* in general, as words in \mathcal{I}^* need not contain *all* classes in \mathcal{I} . In the special case where $\mathcal{I} = \emptyset$, the set $\mathcal{C}_{\mathcal{I}}$ only contains the empty state \emptyset . With this notation, the state space of the Markov process defined in the previous paragraph can be partitioned as follows:

$$\mathcal{C} = \bigcup_{\mathcal{I} \in \mathbb{I}_0} \mathcal{C}_{\mathcal{I}}. \quad (1)$$

In particular, the set of item classes present in a feasible state of the matching model is an independent set.

Discrete-time model The stochastic non-bipartite matching model of [4, 9, 18, 19] works in the same way as the one presented above, except that time is slotted and there is exactly one arrival during each time slot. The classes of incoming items during different time slots are independent and identically distributed and, for each $i \in \mathcal{V}$, μ_i is the probability that an incoming item is of class i , with $\sum_{i \in \mathcal{V}} \mu_i = 1$. One can verify that the (discrete-time) Markov chain associated with the state of this stochastic discrete-time matching model is the jump chain of the Markov process defined above. Since the departure rate from each state in the Markov process is $\sum_{i \in \mathcal{V}} \mu_i = 1$, inspection of the balance equations reveals that the Markov chain and the Markov process have the same stationary measures. Consequently, the results in [19, Theorem 1], derived for the stochastic non-bipartite discrete-time matching model, also apply to the stochastic non-bipartite continuous-time model defined above. These results will be recalled in Section 4, but first we establish

an equivalence between the stochastic non-bipartite continuous-time model, which we will simply call the *stochastic matching model* in the remainder, and a product-form queueing model called an *order-independent loss queue*. The reader who is more interested in understanding the long-term performance of the stochastic matching model can move directly to Section 4.

3 Equivalent order-independent loss queue

We consider a queueing model called an order-independent loss queue [6] that is known to have a product-form stationary distribution. We next show that this model is equivalent to the stochastic matching model introduced in Section 2 in the sense that the corresponding Markov processes have the same state space and transition diagram. The notation and terminology regarding the set $\bar{\mathcal{V}}$ that will be introduced in the next paragraph are borrowed from [18, 19]. Otherwise, we reuse the notation and terminology introduced in Section 2. In particular, \mathcal{V} denotes a finite set of indices and, for each $i \in \mathcal{V}$, $\mathcal{E}(i)$ is the set of neighbors of node i in the compatibility graph, which assumed to be undirected, connected, and non-bipartite.

Multi-class multi-server loss queue We consider the following multi-class multi-server loss queue. The set of customer classes is \mathcal{V} and the set of servers is a disjoint copy $\bar{\mathcal{V}} = \{\bar{i} : i \in \mathcal{V}\}$ of the set \mathcal{V} . For convenience, we write $\bar{i} = i$ for each $i \in \mathcal{V}$ and $\bar{\mathcal{A}} = \{\bar{i} : i \in \mathcal{A}\}$ for each $\mathcal{A} \subset \mathcal{V} \cup \bar{\mathcal{V}}$. For instance, with $\mathcal{A} = \{1, \bar{1}, 2, \bar{4}\}$, we obtain $\bar{\mathcal{A}} = \{\bar{1}, 1, \bar{2}, 4\}$. For each $i \in \mathcal{V}$, class- i customers can be processed in parallel by any subset of servers within the set $\mathcal{E}(i)$. Equivalently, for each $\bar{i} \in \bar{\mathcal{V}}$, server \bar{i} can process customers of the classes within the set $\mathcal{E}(i)$. This defines an undirected bipartite graph, called the *bipartite double cover* of the compatibility graph, on the sets \mathcal{V} and $\bar{\mathcal{V}}$. In this graph, there is an edge between a class $i \in \mathcal{V}$ and a server $\bar{j} \in \bar{\mathcal{V}}$ if and only if class i can be processed by server \bar{j} in the queue, which means that $i \sim j$ in the compatibility graph. An example is shown in Figure 3.

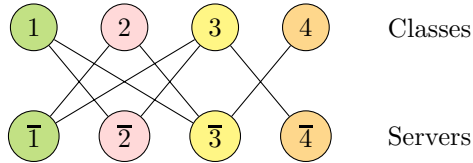


Figure 3: Bipartite double cover of the compatibility graph shown in Figure 1.

For each $i \in \mathcal{V}$, class- i customers arrive according to an independent Poisson process with rate μ_i and have independent and exponentially distributed service requirements with unit mean. Also, for each $\bar{i} \in \bar{\mathcal{V}}$, the service rate of server \bar{i} is μ_i . Each server applies the first-come-first-served service discipline to its compatible customers and ignores others. Equivalently, each customer is in service on *all* the servers that are compatible with this customer but *not* with the customers arrived earlier. For each $i \in \mathcal{V}$, when a class- i customer is in service on a subset $\mathcal{S} \subseteq \mathcal{E}(i)$ of its compatible servers, its service rate is $\sum_{\bar{i} \in \mathcal{S}} \mu_i$.

This model is called a *loss* queue because incoming customers may be lost, or rejected, depending on the system state on their arrival. The rejection rule is defined as follows. For each $i \in \mathcal{V}$, an incoming class i customer is added to the queue of present customers if and only if there are no customers of the classes in $\mathcal{E}(i)$ in the system, otherwise this customer is permanently lost. In other words, a customer of class i cannot enter the system if there is already a customer of a compatible class in the queue.

The system state is described by the sequence of customer classes ordered by arrival. More specifically, we consider the sequence $c = (c_1, \dots, c_n)$, where n is the number of customers in the system, including those that are in service on a server, and c_p is the class of the p -th oldest customer, for each $p \in \{1, \dots, n\}$. In particular, c_1 is the class of the oldest customer, at the head of the queue. The empty state, with $n = 0$, is denoted by \emptyset . The notation is deliberately suggestive, as we will soon observe that the Markov process defined by the evolution of this state descriptor over time has the same transition diagram as that of Section 2. For now, we simply observe that this Markov process has the Markov property. Its transitions are as follows:

when the system is in state c , the new system state is (c_1, \dots, c_n, i) if a class- i customer arrives, for some $i \in \mathcal{V} \setminus \mathcal{E}(\mathcal{V}(c))$, and $(c_1, \dots, c_{p-1}, c_{p+1}, \dots, c_n)$ if the service of the customer in position p is completed, for some $p \in \{1, \dots, n\}$. We let the reader convince themselves that the state space of this Markov process is the set \mathcal{C} defined by (1).

We will now show that (i) this queue is equivalent to the stochastic matching model of Section 2, in the sense that the Markov processes associated with the two models have the same transition diagram, and (ii) this multi-class multi-server queue is an order-independent loss queue in the sense of [6, Section 1].

Equivalence with the stochastic matching model Proposition 1 below explicates the relation between the multi-class multi-server loss queue and the stochastic matching model. This result implies in particular that the Markov processes associated with both models have the same stationary measures.

Proposition 1. *The Markov processes associated with the stochastic matching model introduced in Section 2 and the above-defined multi-class multi-server loss queue have the same transition diagram.*

Proof. We already observed that both Markov processes have the same state space \mathcal{C} given by (1). Therefore, it suffices to verify that, for each $c, d \in \mathcal{C}$, the transition rate from state c to state d is the same in both Markov processes. We proceed by enumerating all outgoing transitions from an arbitrary state $c = (c_1, \dots, c_n) \in \mathcal{C}$, each time giving their interpretation in the stochastic matching model and in the queueing model:

- (i) For each $i \in \mathcal{V} \setminus \mathcal{E}(\mathcal{V}(c))$ (that is, such that $i \not\approx c_p$ for each $p \in \{1, \dots, n\}$), a transition $(c_1, \dots, c_n) \rightarrow (c_1, \dots, c_n, i)$ can occur at rate μ_i . The interpretation is as follows:
 - In the stochastic matching model, a class- i item arrives and is added to the buffer because this item cannot be matched with any unmatched item.
 - In the multi-class multi-server loss queue, a class- i customer arrives and can enter because the queue contains no customer of a class in $\mathcal{E}(i)$.
- (ii) For each $p \in \{1, \dots, n\}$ such that $\mathcal{E}(c_p) \setminus \mathcal{E}(\mathcal{V}(c_1, \dots, c_{p-1})) \neq \emptyset$, a transition $(c_1, \dots, c_n) \rightarrow (c_1, \dots, c_{p-1}, c_{p+1}, \dots, c_n)$ can occur at rate $\mu(\mathcal{E}(c_p) \setminus \mathcal{E}(\mathcal{V}(c_1, \dots, c_{p-1})))$. The interpretation is as follows:
 - In the stochastic matching model, an item of a class in $\mathcal{E}(c_p) \setminus \mathcal{E}(\mathcal{V}(c_1, \dots, c_{p-1}))$ arrives and is matched with the oldest unmatched item of a compatible class, namely the item of class c_p in position p of the buffer.
 - In the multi-class multi-server loss queue, the service of the customer in position p of the queue, of class c_p and in service on all servers of the set $\mathcal{E}(c_p) \setminus \mathcal{E}(\mathcal{V}(c_1, \dots, c_{p-1}))$, is completed.

In the multi-class multi-server loss queue, an arrival of a class- i customer for some $i \in \mathcal{E}(\mathcal{V}(c))$ does not lead to a transition because this customer is lost. This concludes the proof. \square

Order-independence property The following proposition shows that the multi-class multi-server loss queue has the order-independence property. Once this proposition is verified, applying [6, Theorem 1] suffices to prove that the stationary measures of the Markov process associated with the queue state have the product form derived in [19, Theorem 1]. Using Proposition 1, a similar result follows for the stationary measures of the Markov process associated with the buffer state in the stochastic matching model. Both the result and its proof will be recalled in Section 4 for completeness.

Proposition 2. *The above-defined multi-class multi-server loss queue is an order-independent loss queue in the sense of [6, Section 1].*

Proof. We verify that the multi-class multi-server loss queue satisfies the four conditions of [6, Section 1]. First, for each $i \in \mathcal{I}$, class- i customers arrive according to an independent Poisson process with rate μ_i . Second, for each $c = (c_1, \dots, c_n) \in \mathcal{C}$, the overall service rate in state c , given by

$$\mu(\mathcal{E}(\mathcal{V}(c))) = \sum_{i \in \mathcal{E}(\mathcal{V}(c))} \mu_i,$$

is independent of the permutations of the sequence (c_1, \dots, c_n) (in fact, it only depends on the set $\mathcal{V}(c)$ of customer classes present in the queue). Third, for each $c = (c_1, \dots, c_n) \in \mathcal{C}$ and $p \in \{1, \dots, n\}$, the departure rate of the customer in position p is given by the increase of the overall service rate induced by the arrival of this customer, that is,

$$\mu(\mathcal{E}(\mathcal{V}(c_1, \dots, c_p))) - \mu(\mathcal{E}(\mathcal{V}(c_1, \dots, c_{p-1}))) = \mu(\mathcal{E}(c_p) \setminus \mathcal{E}(\mathcal{V}(c_1, \dots, c_{p-1}))).$$

Lastly, the rejection rule of the queue can be rewritten as follows. For each $c = (c_1, \dots, c_n) \in \mathcal{C}$ and $i \in \mathcal{V}$, if a class- i customer arrives and finds the queue in state c , this customer is accepted into the system if and only if $(c_1, \dots, c_n, i) \in \mathcal{C}$, where the set \mathcal{C} is defined by (1). This set \mathcal{C} satisfies the following properties: for each $(c_1, \dots, c_n) \in \mathcal{V}^*$,

- if $(c_1, \dots, c_n) \in \mathcal{C}$, then $(c_{\sigma(1)}, \dots, c_{\sigma(n)}) \in \mathcal{C}$ for each permutation σ of $\{1, \dots, n\}$, and
- if $(c_1, \dots, c_n) \in \mathcal{C} \setminus \{\emptyset\}$, then $(c_1, \dots, c_{n-1}) \in \mathcal{C}$.

These four conditions show that the multi-class multi-server loss queue is indeed an order-independent loss queue in the sense of [6, Section 1]. \square

Remark. The versatility of the order-independent framework allows us to generalize the stochastic matching model introduced in Section 2 in several directions while preserving its product-form nature. For instance, we can allow items of a given class to be matched with one another. In the order-independent loss queue, this means that the customers of this class can be processed by their associated server, and that incoming customers of this class are lost if the queue already contains one customer of this class. The main difference with the original model is that the state space is reduced, as the system can contain at most one customer of this class at a time. We note that this extension was considered in the recent work [4], and that the proofs of Theorems 3 and 4 in the next section can be adapted to provide a simpler proof of [4, Theorem 1]. Another extension consists of describing compatibilities with a directed graph (instead of an undirected graph), so that there is an edge from class i to class j if incoming class- i items can be matched with class- j items (which does not imply that incoming class- j items can be matched with class- i items). Yet another extension consists of allowing for item abandonment [21], meaning that an item may leave the system without being matched. The stability region and product-form stationary distribution of these extensions can be characterized by following a similar approach as in the proofs of Theorems 3 and 4 below.

Remark. The usefulness of the equivalence between the stochastic matching model and the multi-class multi-server loss queue is particularly evident under the first-come-first-matched policy, as the corresponding queueing model is known to have a product-form stationary distribution. However, this equivalence may also prove useful to transpose existing scheduling policies into matching policies, as it was done in [4, 8, 18], or to adapt exact or approximate analysis methods.

4 Stability and stationary regime

Proposition 1 allow us to consider the Markov processes associated with the stochastic matching model of Section 2 and the multi-class multi-server loss queue of Section 3 as one and the same. Unless stated otherwise, most of the results will be stated in terms of the former interpretation. The obtained Markov process, defined on the state space \mathcal{C} given by (1), is irreducible. Indeed, for each states $c = (c_1, \dots, c_n) \in \mathcal{C}$ and $d = (d_1, \dots, d_m) \in \mathcal{C}$, we can first go from state c to state \emptyset via n transitions corresponding to arrivals of items compatible with the items in state c , and then from state \emptyset to state d via m transitions corresponding to arrivals of the items present in state d . Note that the first n transitions occur with a positive probability because the compatibility graph contains no isolated node; additionally, the latter m transitions indeed lead to state d because the set of classes in d is an independent set by definition of \mathcal{C} .

Product-form result Theorem 3 below recalls the form of the stationary measures of the Markov process associated with the system state. As observed before, this theorem is analogous to [19, Theorem 1], which was stated for the discrete-time variant of the stochastic matching model. Thanks to the equivalence with the order-independent loss queue stated in Proposition 1, we propose a simpler proof that consists of explicitly writing the (partial) balance equations of the Markov process. This proof, which is a special case of that of [6, Theorem 1], is sketched below for completeness.

Theorem 3. *The stationary measures of the Markov process associated with the system state are of the form*

$$\pi(c_1, \dots, c_n) = \pi(\emptyset) \prod_{p=1}^n \frac{\mu_{c_p}}{\mu(\mathcal{E}(\mathcal{V}(c_1, \dots, c_p)))}, \quad (c_1, \dots, c_n) \in \mathcal{C}, \quad (2)$$

where $\pi(\emptyset)$ is a normalization constant. The system is stable, in the sense that this Markov process is ergodic, if and only if

$$\sum_{(c_1, \dots, c_n) \in \mathcal{C}} \prod_{p=1}^n \frac{\mu_{c_p}}{\mu(\mathcal{E}(\mathcal{V}(c_1, \dots, c_p)))} < \infty, \quad (3)$$

in which case the stationary distribution of the Markov process is given by (2) with the normalization constant

$$\pi(\emptyset) = \left(\sum_{(c_1, \dots, c_n) \in \mathcal{C}} \prod_{p=1}^n \frac{\mu_{c_p}}{\mu(\mathcal{E}(\mathcal{V}(c_1, \dots, c_p)))} \right)^{-1}. \quad (4)$$

Sketch of proof. We will prove that any measure π of the form (2) satisfies the following partial balance equations in each state $c = (c_1, \dots, c_n) \in \mathcal{C}$:

- Equalize the flow out of state c due to the arrival of an item that can be matched with a present item with the flow into state c due to the arrival of an item that cannot be matched with a present item (if $c \neq \emptyset$):

$$\pi(c) \mu(\mathcal{E}(\mathcal{V}(c))) = \pi(c_1, \dots, c_{n-1}) \mu_{c_n}. \quad (5)$$

- Equalize the flow out of state c due to the arrival of an item of a class $i \in \mathcal{V} \setminus \mathcal{E}(\mathcal{V}(c))$ that cannot be matched with a present item with the flow into state c due to the departure of an item of this class:

$$\pi(c) \mu_i = \sum_{p=1}^{n+1} \pi(c_1, \dots, c_{p-1}, i, c_p, \dots, c_n) \mu(\mathcal{E}(i) \setminus \mathcal{E}(\mathcal{V}(c_1, \dots, c_{p-1}))), \quad i \in \mathcal{V} \setminus \mathcal{E}(\mathcal{V}(c)), \quad (6)$$

with the convention that $(c_1, \dots, c_{p-1}) = \emptyset$ if $p = 1$ and $(c_{p+1}, \dots, c_n) = \emptyset$ if $p = n$. Observe that, for each $i \in \mathcal{V} \setminus \mathcal{E}(\mathcal{V}(c))$ and $p \in \{1, \dots, n+1\}$, state $(c_1, \dots, c_{p-1}, i, c_p, \dots, c_n)$ belongs to \mathcal{C} because the set of item classes present in this state, $\mathcal{V}(c) \cup \{i\}$, is an independent set.

Proving that a measure π satisfies the partial balance equations (5) and (6) is sufficient to prove that π is a stationary measure of the Markov process defined by the system state, as summing these partial balance equations yields the balance equations of the Markov process. We can easily verify that any measure π of the form (2) satisfies (5). That this measure also satisfies (6) can be proved by induction over the buffer length n , in a similar way as in [5, Theorem 1].

The stability condition (3) means that there exists a stationary measure whose sum is finite, which is indeed necessary and sufficient for ergodicity of the Markov process. Lastly, the constant $\pi(\emptyset)$ given by (4) is chosen such that the stationary distribution sums to one. \square

Multiplying the arrival rates μ_i for $i \in \mathcal{V}$ by the same positive constant does not modify the form of the stationary measures (2). Indeed, this amounts to rescaling time without modifying the relative importance of the states. In particular, we can assume without loss of generality that $\sum_{i \in \mathcal{V}} \mu_i = 1$, so that μ_i is also the fraction of arrivals that are of class i . In the remainder, it will also be more convenient to define the stationary measures (2) with the following recursion:

$$\pi(c_1, \dots, c_n) = \frac{\mu_{c_n}}{\mu(\mathcal{E}(\mathcal{V}(c_1, \dots, c_n)))} \pi(c_1, \dots, c_{n-1}), \quad (c_1, \dots, c_n) \in \mathcal{C} \setminus \emptyset. \quad (7)$$

We now recall the stability condition derived in [19, Theorem 1] and again provide a simpler proof based on the equivalence with order-independent loss queues.

Theorem 4. *The stochastic matching model is stable, in the sense that the associated Markov process is ergodic, if and only if*

$$\mu(\mathcal{I}) < \mu(\mathcal{E}(\mathcal{I})), \quad \mathcal{I} \in \mathbb{I}. \quad (8)$$

Sketch of proof. The proof consists of showing that (3) is satisfied if and only if the arrival rates satisfy (8). It follows along the same lines as the proof of Theorem 4.1 in Appendix A.2 of the paper [13]. The only difference is that the set of customer classes that can be in the queue at the same time is an independent set, so that the stability condition is also restricted to independent sets. \square

The stability condition (8) means that, for each independent set \mathcal{I} , there are enough items that can be matched with the classes in \mathcal{I} to prevent items of these classes from building up in the buffer. As observed in [18], we would not be able to find arrival rates that satisfy this stability condition if the compatibility graph were bipartite. An alternative model was considered in [1, 2, 3, 8, 10] to tackle this instability problem. In the remainder, we will assume that the stability condition (8) is satisfied and let π denote the stationary distribution of the Markov process.

5 Performance metrics

Another consequence of the equivalence result of Section 3 is that we can adapt numerical methods originally developed for order-independent queues [11, 12, 20] to stochastic matching models. Note that calculating average performance metrics associated with loss product-form queueing models is considered a hard problem in the queueing literature [17]. Our task here is simplified by the fact that the number of items of a given class can be arbitrarily large if it is not zero, so that we can apply methods developed for *open* queues. Also, since we established that the stochastic continuous-time matching model and its discrete-time counterpart have the same stationary distribution, the formulas derived in this section can be applied without change to the discrete-time variant of the model.

Probability of an empty system We first propose a new formula to compute the normalization constant of the stationary distribution of the stochastic continuous-time matching model. With a slight abuse of notation, for each $\mathcal{I} \in \mathbb{I}_0$, we let $\pi(\mathcal{I})$ denote the stationary probability that the set of unmatched items is \mathcal{I} , that is,

$$\pi(\mathcal{I}) = \sum_{c \in \mathcal{C}_{\mathcal{I}}} \pi(c), \quad \mathcal{I} \in \mathbb{I}_0. \quad (9)$$

Equation (1) guarantees that $\sum_{\mathcal{I} \in \mathbb{I}_0} \pi(\mathcal{I}) = 1$. The following proposition gives a recursive formula for $\pi(\mathcal{I})$ for each $\mathcal{I} \in \mathbb{I}$. We will see later that this recursive formula also gives a closed-form expression for the normalization constant $\pi(\emptyset) = \pi(\emptyset)$. The proof technique is similar to that of [12, Theorem 5.1], which was itself inspired from [20, Theorem 4], but the proof is more straightforward because we skip the intermediary state aggregation considered in these two works.

Proposition 5. *The stationary distribution of the set of unmatched items satisfies the recursion*

$$\pi(\mathcal{I}) = \frac{\sum_{i \in \mathcal{I}} \mu_i \pi(\mathcal{I} \setminus \{i\})}{\mu(\mathcal{E}(\mathcal{I})) - \mu(\mathcal{I})}, \quad \mathcal{I} \in \mathbb{I}. \quad (10)$$

Proof. Let $\mathcal{I} \in \mathbb{I}$. The proof of (10) relies on the following partition of the set $\mathcal{C}_{\mathcal{I}}$:

$$\mathcal{C}_{\mathcal{I}} = \bigcup_{i \in \mathcal{I}} ((\mathcal{C}_{\mathcal{I}} \cdot i) \cup (\mathcal{C}_{\mathcal{I} \setminus \{i\}} \cdot i)), \quad (11)$$

where, for each $\mathcal{D} \subseteq \mathcal{C}$ and $i \in \mathcal{V}$, we write $\mathcal{D} \cdot i = \{(c_1, \dots, c_n, i) : (c_1, \dots, c_n) \in \mathcal{D}\}$. We first apply (7) and (9) to rewrite $\pi(\mathcal{I})$ as follows:

$$\pi(\mathcal{I}) = \frac{1}{\mu(\mathcal{E}(\mathcal{I}))} \sum_{c \in \mathcal{C}_{\mathcal{I}}} \mu_{c_n} \pi(c_1, \dots, c_{n-1}).$$

Then applying (11) yields

$$\mu(\mathcal{E}(\mathcal{I}))\pi(\mathcal{I}) = \sum_{i \in \mathcal{I}} \mu_i \sum_{c \in \mathcal{C}_{\mathcal{I}}} \pi(c) + \sum_{i \in \mathcal{I}} \mu_i \sum_{c \in \mathcal{C}_{\mathcal{I} \setminus \{i\}}} \pi(c) = \sum_{i \in \mathcal{I}} \mu_i \pi(\mathcal{I}) + \sum_{i \in \mathcal{I}} \mu_i \pi(\mathcal{I} \setminus \{i\}).$$

Rearranging the terms yields (10). \square

Proposition 5 gives a closed-form expression for the normalization constant $\pi(\emptyset) = \pi(\emptyset)$. It suffices to observe that the unnormalized stationary measure $\psi(\mathcal{I}) = \pi(\mathcal{I})/\pi(\emptyset)$ also satisfies recursion (10). Therefore, we can first compute $\psi(\mathcal{I})$ for each $\mathcal{I} \in \mathbb{I}$ by applying recursion (10) with the base case $\psi(\emptyset) = 1$, and then derive $\pi(\emptyset)$ by normalization, that is, $\pi(\emptyset) = (\sum_{\mathcal{I} \in \mathbb{I}_0} \psi(\mathcal{I}))^{-1}$. Since there is a finite number of independent sets, this provides us with a closed-form expression for the normalization constant. Note that the denominator in (10) is always positive thanks to the stability condition (8).

One can verify that unfolding the above recursion yields the closed-form expression derived in [19, Equation (5)]. The advantage of the above recursion is that it avoids duplicate calculations. More specifically, the overall complexity to evaluate the normalization constant using (10) with dynamic programming is $O(NM)$, where $N = |\mathcal{V}|$ is the number of item classes and $M = |\mathbb{I}|$ is the number of independent sets. By comparison, if we naively apply [19, Equation (5)], the complexity is $O(NM!)$. In both cases however, we need to enumerate all independent sets of the compatibility graph, which is an NP-hard optimization problem in general. Consequently, both formulas can be applied to make calculations only when there are few classes, when symmetries between classes can be exploited to reduce complexity (see for instance [7]), or when the graph structure guarantees that the number of independent sets is small. The same remark holds for the formulas derived in Propositions 6 to 10 below. However, we will see in Section 6 that, even when these conditions are not met, these formulas can be used to gain insight into the impact of parameters on performance.

Waiting probability The result of Proposition 5 gives us directly a closed-form expression for the waiting probability of the items of each class. Indeed, it follows from the PASTA property that, for each $i \in \mathcal{V}$, the waiting probability of class- i items is given by

$$\omega_i = \sum_{\substack{\mathcal{I} \in \mathbb{I}_0: \\ i \notin \mathcal{E}(\mathcal{I})}} \pi(\mathcal{I}). \quad (12)$$

Proposition 6 below shows that the average waiting probability is simply given by $1/2s$. This result is not surprising. Indeed, each matching occurs between two items, one of which has just arrived (and therefore does not wait) while the other was waiting. However, this result highlights that improving the performance of one class (in terms of the waiting probability) necessarily comes at the expense of another class.

Proposition 6. *The average waiting probability is given by $\sum_{i \in \mathcal{V}} \mu_i \omega_i = \frac{1}{2}$.*

Proof. We will verify that the per-class waiting probabilities satisfy the following conservation equation:

$$\sum_{i \in \mathcal{I}} \mu_i \omega_i = \sum_{i \in \mathcal{I}} \mu_i (1 - \omega_i), \quad (13)$$

after which the result follows by rearranging the terms. We have successively:

$$\sum_{i \in \mathcal{V}} \mu_i (1 - \omega_i) = \sum_{i \in \mathcal{V}} \mu_i \sum_{\substack{\mathcal{I} \in \mathbb{I}: \\ i \in \mathcal{E}(\mathcal{I})}} \pi(\mathcal{I}) = \sum_{\mathcal{I} \in \mathbb{I}} \pi(\mathcal{I}) \sum_{i \in \mathcal{E}(\mathcal{I})} \mu_i = \sum_{\mathcal{I} \in \mathbb{I}} \pi(\mathcal{I}) \mu(\mathcal{E}(\mathcal{I})),$$

where the first equality follows from the definition of ω_i , the second by exchanging the two sums, and the third from the definition of $\mu(\mathcal{E}(\mathcal{I}))$. Applying (10) to the last member of this equality yields

$$\sum_{i \in \mathcal{V}} \mu_i (1 - \omega_i) = \sum_{\mathcal{I} \in \mathbb{I}} \left(\sum_{i \in \mathcal{I}} \mu_i \pi(\mathcal{I}) + \sum_{i \in \mathcal{I}} \mu_i \pi(\mathcal{I} \setminus \{i\}) \right) = \sum_{i \in \mathcal{V}} \mu_i \sum_{\substack{\mathcal{I} \in \mathbb{I}: \\ i \in \mathcal{I}}} (\pi(\mathcal{I}) + \pi(\mathcal{I} \setminus \{i\})),$$

where the second equality follows by exchanging the sums. Equation (13) follows by observing that, for each $i \in \mathcal{V}$, we have

$$\sum_{\substack{\mathcal{I} \in \mathbb{I}: \\ i \in \mathcal{I}}} (\pi(\mathcal{I}) + \pi(\mathcal{I} \setminus \{i\})) = \sum_{\substack{\mathcal{I} \in \mathbb{I}_0: \\ i \notin \mathcal{E}(\mathcal{I})}} \pi(\mathcal{I}) = \omega_i,$$

where the first equality follows from a change of variable and the second by definition of ω_i . \square

Mean number of unmatched items We let L_i denote the mean number of unmatched items of class i , for each $i \in \mathcal{V}$, and $L = \sum_{i \in \mathcal{V}} L_i$ the mean number of unmatched items, all classes included. Propositions 8 and 7 below give a closed-form expression for these quantities by using a similar aggregation technique as in Proposition 5. As observed in [19, Section 3.4], these can be used to calculate the mean matching time of items, that is, the mean time between the arrival of an item and its matching with another item. Indeed, according to Little's law, the mean matching time of class- i items is L_i/μ_i , for each $i \in \mathcal{V}$, and the overall mean matching time is given by $L/(\sum_{i \in \mathcal{I}} \mu_i) = L$ (since we assumed that $\sum_{i \in \mathcal{I}} \mu_i = 1$).

Proposition 7. *For each $i \in \mathcal{V}$, the mean number of unmatched class- i items is given by*

$$L_i = \sum_{\mathcal{I} \in \mathbb{I}: i \in \mathcal{I}} L_i(\mathcal{I}) \pi(\mathcal{I}),$$

where $L_i(\mathcal{I})$ is given by the recursion

$$L_i(\mathcal{I}) \pi(\mathcal{I}) = \frac{\mu_i \pi(\mathcal{I}) + \mu_i \pi(\mathcal{I} \setminus \{i\}) + \sum_{j \in \mathcal{I} \setminus \{i\}} \mu_j L_i(\mathcal{I} \setminus \{j\}) \pi(\mathcal{I} \setminus \{j\})}{\mu(\mathcal{E}(\mathcal{I})) - \mu(\mathcal{I})}, \quad \mathcal{I} \in \mathbb{I}: i \in \mathcal{I}, \quad (14)$$

with the base case $L_i(\mathcal{I}) = 0$ for each $\mathcal{I} \in \mathbb{I}_0$ such that $i \notin \mathcal{I}$.

Proof. The proof follows similar steps as that of Proposition 5, with some technical complications. Let $i \in \mathcal{V}$. We have $L_i = \sum_{\mathcal{I} \in \mathbb{I}_0} L_i(\mathcal{I}) \pi(\mathcal{I})$ where, for each $\mathcal{I} \in \mathbb{I}_0$, $L_i(\mathcal{I})$ is the mean number of unmatched class- i items given that the set of unmatched item classes is \mathcal{I} . We have directly that $L_i(\mathcal{I}) = 0$ if $i \notin \mathcal{I}$. If $i \in \mathcal{I}$, we have

$$L_i(\mathcal{I}) \pi(\mathcal{I}) = \sum_{c \in \mathcal{C}_{\mathcal{I}}} |c|_i \pi(c) = \sum_{c \in \mathcal{C}_{\mathcal{I}}} |c|_i \frac{\mu_{c_n}}{\mu(\mathcal{E}(\mathcal{I}))} \pi(c_1, \dots, c_{n-1}),$$

where $|c|_i$ is the number of unmatched class- i items in state c , for each $c \in \mathcal{C}$, and the second equality follows from (7). Applying partition (1) yields

$$\begin{aligned} \mu(\mathcal{E}(\mathcal{I}))L_i(\mathcal{I})\pi(\mathcal{I}) &= \mu_i \left[\sum_{c \in \mathcal{C}_{\mathcal{I}}} (|c|_i + 1) \pi(c) + \sum_{c \in \mathcal{C}_{\mathcal{I} \setminus \{i\}}} (0 + 1) \pi(c) \right] \\ &\quad + \sum_{j \in \mathcal{I} \setminus \{i\}} \mu_j \left[\sum_{c \in \mathcal{C}_{\mathcal{I}}} |c|_i \pi(c) + \sum_{c \in \mathcal{C}_{\mathcal{I} \setminus \{j\}}} |c|_i \pi(c) \right]. \end{aligned}$$

This, in turn, can be rewritten as

$$\begin{aligned} \mu(\mathcal{E}(\mathcal{I}))L_i(\mathcal{I})\pi(\mathcal{I}) &= \mu_i [L_i(\mathcal{I})\pi(\mathcal{I}) + \pi(\mathcal{I}) + \pi(\mathcal{I} \setminus \{i\})] + \sum_{j \in \mathcal{I} \setminus \{i\}} \mu_j [L_i(\mathcal{I})\pi(\mathcal{I}) + L_i(\mathcal{I} \setminus \{j\})\pi(\mathcal{I} \setminus \{j\})], \\ &= \mu(\mathcal{I})L_i(\mathcal{I})\pi(\mathcal{I}) + \mu_i \pi(\mathcal{I}) + \mu_i \pi(\mathcal{I} \setminus \{i\}) + \sum_{j \in \mathcal{I} \setminus \{i\}} L_i(\mathcal{I} \setminus \{j\})\pi(\mathcal{I} \setminus \{j\}). \end{aligned}$$

Rearranging the terms yields (14). \square

To the best of our knowledge, no previous work obtained the above formula for the stochastic matching model (either in recursive or in non-recursive form). The proof of Proposition 7 reveals that, for each $i \in \mathcal{V}$ and $\mathcal{I} \in \mathbb{I}$, $L_i(\mathcal{I})$ is the mean number of unmatched class- i items given that the set of unmatched items is \mathcal{I} . We now provide an analogous formula to directly calculate the mean number of unmatched items, all classes included, without needing to calculate the mean number of unmatched items of each class.

Proposition 8. *The mean number of unmatched items is given by*

$$L = \sum_{\mathcal{I} \in \mathbb{I}} L(\mathcal{I})\pi(\mathcal{I}),$$

where $L(\mathcal{I})$ is given by the recursion

$$L(\mathcal{I})\pi(\mathcal{I}) = \frac{\mu(\mathcal{E}(\mathcal{I}))\pi(\mathcal{I}) + \sum_{i \in \mathcal{I}} \mu_i L(\mathcal{I} \setminus \{i\})\pi(\mathcal{I} \setminus \{i\})}{\mu(\mathcal{E}(\mathcal{I})) - \mu(\mathcal{I})}, \quad \mathcal{I} \in \mathbb{I}, \quad (15)$$

with the base case $L(\emptyset) = 0$.

Proof. The result follows by applying (14) to $L(\mathcal{I}) = \sum_{i \in \mathcal{I}} L_i(\mathcal{I})$ and simplifying the expression with (10). \square

The proof of Proposition 8 again reveals that $L(\mathcal{I})$ is the mean number of unmatched items given that the set of unmatched items is \mathcal{I} . Unfolding recursion (15) yields the formula given in [9, Proposition 4] but, as for the normalization constant, applying dynamic programming leads to a significant reduction of complexity compared to a naive application of this proposition (each method has the same complexity order as its counterpart for the normalization constant).

Distribution of the number of unmatched items Let $X = (X_1, X_2, \dots, X_N)$ denote a random vector distributed like the vector of numbers of unmatched items of each class in stationary regime in the stochastic matching model of Section 2. A closed-form expression for the joint probability distribution of the vector X can be derived in the same way as in [12, Theorem 3.2, Equation (3.1)]. Here, we are instead interested in the probability generating function g_X of this vector, defined as

$$g_X(z) = \mathbb{E} \left[\prod_{i \in \mathcal{V}} z_i^{X_i} \right], \quad z = (z_1, z_2, \dots, z_N) \in \mathcal{Z}, \quad (16)$$

where $\mathcal{Z} = \{z = (z_1, z_2, \dots, z_N) \in \mathbb{R}_+^N : z_1 \leq 1, z_2 \leq 1, \dots, z_N \leq 1\}$. One can show that this generating series converges whenever $z \in \mathcal{Z}$. The following notation will be useful to state Proposition 9 below. First, for each $\lambda = (\lambda_1, \lambda_2, \dots, \lambda_N) \in \mathbb{R}_+^N$, we write $\lambda(\mathcal{A}) = \sum_{i \in \mathcal{A}} \lambda_i$ for each $\mathcal{A} \subseteq \mathcal{V}$. Also, given two vectors $z = (z_1, z_2, \dots, z_N) \in \mathbb{R}_+^N$ and $\mu = (\mu_1, \mu_2, \dots, \mu_N) \in \mathbb{R}_+^N$, we let $z\mu = (z_1\mu_1, z_2\mu_2, \dots, z_N\mu_N)$ denote their elementwise product. We are now in position to give a closed-form expression for the probability generating function of the vector X . Both this result and its proof are adapted from [11, Proposition 3.1].

Proposition 9. *The probability generating function of the numbers of unmatched items of each class in the buffer is given by*

$$g_X(z) = \frac{\sum_{\mathcal{I} \in \mathbb{I}_0} \psi_{z\mu, \mu}(\mathcal{I})}{\sum_{\mathcal{I} \in \mathbb{I}_0} \psi_{\mu, \mu}(\mathcal{I})}, \quad (17)$$

where, for each $\lambda = (\lambda_1, \lambda_2, \dots, \lambda_N) \in \mathbb{R}_+^N$ and $\mu = (\mu_1, \mu_2, \dots, \mu_N) \in \mathbb{R}_+^N$ such that $\lambda(\mathcal{I}) < \mu(\mathcal{E}(\mathcal{I}))$ for each $\mathcal{I} \in \mathbb{I}$, the set function $\psi_{\lambda, \mu}$ is defined by the recursion

$$\psi_{\lambda, \mu}(\mathcal{I}) = \frac{\sum_{i \in \mathcal{I}} \lambda_i \psi_{\lambda, \mu}(\mathcal{I} \setminus \{i\})}{\mu(\mathcal{E}(\mathcal{I})) - \lambda(\mathcal{I})}, \quad \mathcal{I} \in \mathbb{I}, \quad (18)$$

with the base case $\psi_{\lambda, \mu}(\emptyset) = 1$.

Proof. It suffices to observe that, according to (2), (4), and (16), $g_X(z)$ can be rewritten as

$$g_X(z) = \frac{\sum_{c \in \mathcal{C}} \prod_{p=1}^n \frac{z_{c_p} \mu_{c_p}}{\mu(\mathcal{E}(\mathcal{V}(c_1, \dots, c_p)))}}{\sum_{c \in \mathcal{C}} \prod_{p=1}^n \frac{\mu_{c_p}}{\mu(\mathcal{E}(\mathcal{V}(c_1, \dots, c_p)))}} = \frac{\sum_{\mathcal{I} \in \mathbb{I}_0} \sum_{c \in \mathcal{C}_{\mathcal{I}}} \prod_{p=1}^n \frac{z_{c_p} \mu_{c_p}}{\mu(\mathcal{E}(\mathcal{V}(c_1, \dots, c_p)))}}{\sum_{\mathcal{I} \in \mathbb{I}_0} \sum_{c \in \mathcal{C}_{\mathcal{I}}} \prod_{p=1}^n \frac{\mu_{c_p}}{\mu(\mathcal{E}(\mathcal{V}(c_1, \dots, c_p)))}} = \frac{\sum_{\mathcal{I} \in \mathbb{I}_0} \psi_{z\mu, \mu}(\mathcal{I})}{\sum_{\mathcal{I} \in \mathbb{I}_0} \psi_{\mu, \mu}(\mathcal{I})},$$

where, for each $\lambda = (\lambda_1, \dots, \lambda_N) \in \mathbb{R}_+^N$ and $\mu = (\mu_1, \dots, \mu_N) \in \mathbb{R}_+^N$ such that $\lambda(\mathcal{I}) < \mu(\mathcal{E}(\mathcal{I}))$ for each $\mathcal{I} \in \mathbb{I}$, we have

$$\psi_{\lambda, \mu}(\mathcal{I}) = \sum_{c \in \mathcal{C}_{\mathcal{I}}} \prod_{p=1}^n \frac{\lambda_{c_p}}{\mu(\mathcal{E}(\mathcal{V}(c_1, \dots, c_p)))}, \quad \mathcal{I} \in \mathbb{I}_0.$$

The recursive expression (18) follows from a similar argument as in the proof of Proposition 5. \square

Taking $\lambda = \mu$ in (18) yields (10), so that in particular the denominator in (17) is the normalization constant of the stationary distribution (2). Referring back to the multi-class multi-server loss queue introduced in Section 3, the vector $\lambda = (\lambda_1, \lambda_2, \dots, \lambda_N)$ in (18) can be seen as the arrival rates of the customer classes.

Distribution of the matching time Let $T = (T_1, T_2, \dots, T_N)$ denote a vector distributed like the vector of matching times of each class in stationary regime in the stochastic matching model of Section 2. For each $i \in \mathcal{V}$, the Laplace-Stieltjes transform of the stationary matching time T_i is defined as

$$\varphi_{T_i}(u) = \mathbb{E} [e^{-uT_i}], \quad u \in \mathbb{R}^+. \quad (19)$$

One can show that this expectation is finite whenever $u \in \mathbb{R}^+$, but we will be especially interested in the range $0 \leq u \leq \mu_i$. Proposition 10 below gives a closed-form expression for this Laplace-Stieltjes transform by applying the distributional form of Little's law, in a similar way as in [11, Corollary 3.2].

Proposition 10. *For each $i \in \mathcal{V}$, the Laplace-Stieltjes transform of the matching time of class i is given by*

$$\varphi_{T_i}(u) = g_X(z), \quad (20)$$

where the function g_X is defined on \mathcal{Z} by (17) and the vector $z \in \mathcal{Z}$ is given by

$$z_j = \begin{cases} 1 - \frac{u}{\mu_i} & \text{if } j = i, \\ 1 & \text{if } j \in \mathcal{V} \setminus \{i\}. \end{cases}$$

Proof. Let $i \in \mathcal{I}$. The main argument consists of observing that class i satisfies the assumptions of the distributional form of Little’s law stated in [16, Theorem 1]. The two assumptions that are the most delicate to verify are assumptions (b) and (c), which state that, focusing on class i , “(b) all arriving customers enter the system, and remain in the system until served, i.e. there is no blocking, balking or reneging” and “(c) the customers leave the system one at a time in order of arrival”. These two assumptions, especially the first, may seem incompatible with the equivalence with the multi-class multi-server loss queue introduced in Section 3. However, if we forget about this equivalence and now see the service time of an item as being equal to zero if this item is matched immediately, then we can verify that these two assumptions are satisfied.

The distributional form of Little’s law therefore implies that

$$\varphi_{T_i}(u) = g_{X_i} \left(1 - \frac{u}{\mu_i} \right), \quad 0 \leq u \leq \mu_i,$$

where g_{X_i} is the probability generating function of the stationary number X_i of class- i items. We conclude by observing that, for each $z_i \in [0, 1]$, we have $g_{X_i}(z_i) = g_X(z)$ where $z \in \mathcal{Z}$ is the N -dimensional vector with z_i in component i and 1 elsewhere. \square

6 Impact of load on performance

Performance in a stochastic matching model is the result of an intricate interaction between arrival rates and matching compatibilities. Even finding arrival rates that stabilize the matching model associated with a given compatibility graph is non-trivial *a priori*. More subtly, it was observed in [9] that, given a compatibility graph and a set of arrival rates that make the system stable, adding more edges to the compatibility graph may hurt performance (even if (8) guarantees that the system will remain stable). Furthermore, applying the results of Sections 4 and 5 to derive performance in a real-world matching problem will often be impossible due to the complexity of the formulas. In this section, we show that these results are also useful to gain intuition about the choices of parameters that optimize performance or at least make the system stable. By analogy with queueing theory, we defined the *loads* of the independent sets as

$$\rho_{\mathcal{I}} = \frac{\mu(\mathcal{I})}{\mu(\mathcal{E}(\mathcal{I}))}, \quad \mathcal{I} \in \mathbb{I}. \quad (21)$$

These loads will be key to analyze performance, as for instance the stability condition (8) means that these loads are less than one. Although this definition is inspired from the analogy with queueing theory, there is a fundamental difference between (21) and the regular definition of load in a queue, namely in (21) the arrival rates appear both in the numerator and denominator. This implies in particular that the loads are not increasing functions of the arrival rates.

6.1 Heuristic to optimize performance

Given the conclusions of [9], one may wonder, for a given set of arrival rates $\mu_1, \mu_2, \dots, \mu_N$ and compatibility graph that lead to a stable stochastic matching model, whether or not removing edges from the compatibility graph may improve performance, and in this case which edge(s) should be removed. This discrete optimization problem is difficult in general, as the number of configurations is exponential in the number of classes. To gain insight into this question, we consider the reverse problem that consists of finding arrival rates that stabilize the system and minimize the mean matching time for a given compatibility graph. Solving this optimization problem exactly with the formulas of Section 5 is practically unfeasible when the number of classes is large, but we propose two different heuristics that yield acceptable performance in practice.

Degree proportional It was shown in [18, Theorem 1] that there exist arrival rates $\mu_1, \mu_2, \dots, \mu_N$ that stabilize the system if and only if the compatibility graph is non-bipartite (which we assumed in Section 2), but exhibiting such arrival rates is not trivial *a priori*. Lemma 11 below provides an infinite number of such arrival rates.

Lemma 11. Let $A = (a_{i,j})_{i,j \in \mathcal{V}}$ denote a symmetric matrix such that $a_{i,j} > 0$ if and only if nodes i and j are neighbors in the compatibility graph. For each $i \in \mathcal{V}$, the weight of class i is defined as $d_i = \sum_{j \in \mathcal{E}(i)} a_{i,j}$. The matching model is stable if the arrival rates are chosen to be proportional to the weights, that is,

$$\mu_i = \frac{d_i}{\sum_{j \in \mathcal{V}} d_j}, \quad i \in \mathcal{V}. \quad (22)$$

Proof. Since the system stability is unchanged if all arrival rates are multiplied by the same positive constant, we can prove the result with $\mu_i = d_i$ for each $i \in \mathcal{V}$. For each independent set $\mathcal{I} \in \mathbb{I}$, we have

$$\mu(\mathcal{I}) = \sum_{i \in \mathcal{I}} d_i = \sum_{i \in \mathcal{I}} \sum_{j \in \mathcal{E}(i)} a_{i,j} = \sum_{j \in \mathcal{E}(\mathcal{I})} \sum_{i \in \mathcal{I} \cap \mathcal{E}(j)} a_{j,i} < \sum_{j \in \mathcal{E}(\mathcal{I})} \sum_{i \in \mathcal{E}(j)} a_{j,i} = \sum_{j \in \mathcal{E}(\mathcal{I})} d_j = \mu(\mathcal{E}(\mathcal{I})).$$

To prove that above inequality is indeed strict, it suffices to show that we cannot find an independent set $\mathcal{I} \in \mathbb{I}$ such that $\mathcal{E}(\mathcal{I}) = \mathcal{I}$. We can prove this by contradiction. Indeed, if there were such an independent set \mathcal{I} , this would imply that $\mathcal{E}(\mathcal{I}) = \mathcal{V} \setminus \mathcal{I}$ (because the compatibility graph is connected) and that $\mathcal{E}(\mathcal{I})$ is also an independent set, which would contradict our assumption that the compatibility graph is non-bipartite. \square

The matrix A can be interpreted as the adjacency matrix of a weighted variant of the compatibility graph. As a special case, if A is the adjacency matrix of the compatibility graph, then d_i is the degree of class i , in which case the arrival rates defined by (22) are called *degree proportional*. If the number of classes is sufficiently small so that all independent sets can be enumerated, this simple solution can be used to initialize an optimization algorithm that searches arrival rates that minimize the mean sojourn time by applying Proposition 8.

Load minimization The loads defined in (21) also play an instrumental role in better understanding which arrival rates yield an acceptable performance. To understand this, let us first focus on the probability that the system is empty, which is the inverse of the normalization constant and is given by Proposition 5. First observe that (10) can be rewritten as

$$\pi(\mathcal{I}) = \frac{\rho_{\mathcal{I}}}{1 - \rho_{\mathcal{I}}} \left(\sum_{i \in \mathcal{I}} \frac{\mu_i}{\mu(\mathcal{I})} \pi(\mathcal{I} \setminus \{i\}) \right), \quad \mathcal{I} \in \mathbb{I}, \quad (23)$$

where the loads $\rho_{\mathcal{I}}$ for $\mathcal{I} \in \mathbb{I}$ are given by (21). On the right-hand side of this equality, the first factor is an increasing function of $\rho_{\mathcal{I}}$, while the second factor is a weighted mean of probabilities obtained for subsets of \mathcal{I} . By expanding this recursion and applying the normalization condition, we obtain that $1/\pi(\emptyset)$ is a linear combination of products of the form

$$\prod_{p=1}^n \frac{\rho_{\{i_1, \dots, i_p\}}}{1 - \rho_{\{i_1, \dots, i_p\}}}, \quad \mathcal{I} = \{i_1, i_2, \dots, i_n\} \in \mathbb{I}.$$

The variations of the function $x \mapsto \frac{x}{1-x}$ on $(0, 1)$ suggest that minimizing $\max_{\mathcal{I} \in \mathbb{I}}(\rho_{\mathcal{I}})$ is a good heuristic to maximize the probability that the system is empty. Similarly, we can rewrite (15) as follows:

$$L(\mathcal{I})\pi(\mathcal{I}) = \frac{\pi(\mathcal{I})}{1 - \rho_{\mathcal{I}}} + \frac{\rho_{\mathcal{I}}}{1 - \rho_{\mathcal{I}}} \left(\sum_{i \in \mathcal{I}} \frac{\mu_i}{\mu(\mathcal{I})} L(\mathcal{I} \setminus \{i\})\pi(\mathcal{I} \setminus \{i\}) \right), \quad \mathcal{I} \in \mathbb{I}. \quad (24)$$

Analyzing this function again suggests to choose arrival rates $\mu_1, \mu_2, \dots, \mu_N$ that minimize $\max_{\mathcal{I} \in \mathbb{I}}(\rho_{\mathcal{I}})$.

This heuristic gives additional insight into which choice of the arrival rates yields acceptable performance. To further stress the importance of minimizing the loads, we now consider a scaling regime in which the load of a (subset of) class(es) becomes close to one, thus making the system unstable.

6.2 Heavy-traffic regime

We consider a scaling regime called *heavy traffic* by analogy with the regime of the same name studied in queueing theory. In a nutshell, the stability condition associated with a maximal independent set becomes violated in (8), so that items of these classes accumulate in the buffer (while items of other classes become scarce); our result describes the corresponding limiting distributions and performance metrics. The analysis relies on the closed-form expressions derived in Section 5. The proof technique and the results generalize those of [11, Theorem 3.1] but, as announced in the introduction, the conclusions are different and illustrate the fundamental difference between stochastic matching models and conventional queueing models.

Scaling regime Let $\mathcal{I} \in \mathbb{I}$ denote an independent set that is maximal with respect to the inclusion relation. We have in particular that $\mathcal{E}(\mathcal{I}) = \mathcal{V} \setminus \mathcal{I}$ and $\mu(\mathcal{I}) + \mu(\mathcal{E}(\mathcal{I})) = \mu(\mathcal{I}) + \mu(\mathcal{V} \setminus \mathcal{I}) = 1$. We consider a scaling regime where, for each $i \in \mathcal{V}$,

$$\mu_i = \begin{cases} \frac{\rho}{1+\rho} p_i, & i \in \mathcal{I}, \\ \frac{1}{1+\rho} q_i, & i \in \mathcal{V} \setminus \mathcal{I}, \end{cases} \quad (25)$$

with $\rho \in (0, 1)$ and $\sum_{i \in \mathcal{I}} p_i = \sum_{i \in \mathcal{V} \setminus \mathcal{I}} q_i = 1$. In this way, $\rho = \mu(\mathcal{I})/\mu(\mathcal{V} \setminus \mathcal{I}) = \rho_{\mathcal{I}}$ is the ratio of the arrival rate of the classes in \mathcal{I} to the arrival rate of their compatible classes, that is, the load of set \mathcal{I} . Proposition 13 below shows that, under some technical assumptions, as $\rho \uparrow 1$, the buffer becomes saturated with items of the classes in \mathcal{I} while running out of items of the classes in $\mathcal{V} \setminus \mathcal{I}$. That the classes in \mathcal{I} become saturated is a consequence of (25), as we have

$$\lim_{\rho \uparrow 1} \mu(\mathcal{I}) = \lim_{\rho \uparrow 1} \mu(\mathcal{V} \setminus \mathcal{I}) = \frac{1}{2}. \quad (26)$$

The following technical assumption guarantees that the set \mathcal{I} is the only one that becomes saturated.

Assumption 12. There is $\rho_- \in [0, 1)$ such that the stability conditions (8) are satisfied by the measures μ defined by (25) for each $\rho \in (\rho_-, 1)$, and

$$\lim_{\rho \uparrow 1} \mu(\mathcal{J}) < \lim_{\rho \uparrow 1} \mu(\mathcal{E}(\mathcal{J})), \quad \mathcal{J} \in \mathbb{I} \setminus \{\mathcal{I}\}.$$

Asymptotic distribution Proposition 13 below shows that, under the above technical assumption, the mean number of items of the classes in \mathcal{I} goes to infinity like $(1 - \rho)^{-1}$ as $\rho \uparrow 1$, while the mean number of items of the classes in $\mathcal{V} \setminus \mathcal{I}$ goes to zero. Furthermore, the distribution of items of the classes in \mathcal{I} depends on their respective arrival rates but not on their compatibility constraints with the classes in $\mathcal{V} \setminus \mathcal{I}$. Similarly, as intuition suggests, the waiting probability of the classes in \mathcal{I} tends to one as $\rho \uparrow 1$, while the waiting probability of the classes in $\mathcal{V} \setminus \mathcal{I}$ tends to zero.

Proposition 13. *If Assumption 12 is satisfied, then the following limiting results hold:*

(13-a) *The stationary distribution of the set of unmatched item classes satisfies*

$$\pi(\mathcal{I}) \xrightarrow{\rho \uparrow 1} 1, \quad \pi(\mathcal{J}) \xrightarrow{\rho \uparrow 1} 0, \quad \mathcal{J} \in \mathbb{I}_0 \setminus \{\mathcal{I}\}.$$

(13-b) *The waiting probability of each item class satisfies*

$$\omega_i \xrightarrow{\rho \uparrow 1} 1, \quad i \in \mathcal{I}, \quad \omega_i \xrightarrow{\rho \uparrow 1} 0, \quad i \in \mathcal{V} \setminus \mathcal{I}.$$

(13-c) *The mean number of unmatched items of each class satisfies*

$$L_i \underset{\rho \uparrow 1}{\sim} p_i \frac{\rho}{1 - \rho}, \quad i \in \mathcal{I}, \quad L_i \xrightarrow{\rho \uparrow 1} 0, \quad i \in \mathcal{V} \setminus \mathcal{I}.$$

In particular, the limiting mean number of unmatched items (over all classes) satisfies $L \underset{\rho \uparrow 1}{\sim} \frac{\rho}{1 - \rho}$.

(13-d) The number of unmatched items of each class has the following limit in distribution:

$$(1 - \rho)(X_i)_{i \in \mathcal{I}} \xrightarrow[\rho \uparrow 1]{d} \text{Exp}(1)(p_i)_{i \in \mathcal{I}}, \quad (X_i)_{i \in \mathcal{V} \setminus \mathcal{I}} \xrightarrow[\rho \uparrow 1]{d} 0,$$

where $\text{Exp}(1)$ represents a unit-mean exponentially-distributed random variable.

(13-e) The matching time of each class has the following limit in distribution:

$$(1 - \rho)T_i \xrightarrow[\rho \uparrow 1]{d} \text{Exp}\left(\frac{1}{2}\right), \quad i \in \mathcal{I}, \quad T_i \xrightarrow[\rho \uparrow 1]{d} 0, \quad i \in \mathcal{V} \setminus \mathcal{I},$$

where $\text{Exp}(\frac{1}{2})$ represents an exponentially-distributed random variable with rate $\frac{1}{2}$.

Sketch of proof. The proof of each property relies on the corresponding expression derived in Section 5. Each proof follows the same pattern: the expression for which we want to calculate the limit is a fraction whose numerator and denominator are sums of terms given by recursive expressions; we first use the recursive expressions to identify the dominating term in each sum, and then we simplify the dominating terms to derive the limit. The complete proof is given in the Appendix. \square

Remark. The analysis is simplified by our choice of a maximal independent set and by Assumption 12. Indeed, these two assumptions guarantee that \mathcal{I} is the only independent set that becomes saturated as $\rho \uparrow 1$, and that all other classes are absorbed by the surplus of items in the classes in \mathcal{I} . We could also consider a scaling regime where these assumptions are not satisfied. For instance, we could choose an independent set \mathcal{I} that is not maximal with respect to the inclusion relation. Under some technical assumptions, we would obtain a scaling regime where the buffer becomes saturated with items of the classes in \mathcal{I} and runs out of items of the classes in $\mathcal{E}(\mathcal{I})$, while containing a positive but finite number of items of the classes in $\mathcal{V} \setminus (\mathcal{I} \cup \mathcal{E}(\mathcal{I}))$. This intermediary scaling regime becomes apparent in the numerical results of Section 7.

Remark. The above-defined heavy-traffic regime is actually closer to a *light-traffic* regime for the classes in $\mathcal{V} \setminus \mathcal{I}$, as Proposition 13 shows that the number of items of these classes tends to zero. Yet, one can verify that the load of this set of classes does not tend to zero. These seemingly contradictory observations can be explained by observing that, in the queueing model of Section 3, $\rho = \mu(\mathcal{I})/\mu(\mathcal{V} \setminus \mathcal{I})$ is also the load of the servers in $\overline{\mathcal{V} \setminus \mathcal{I}}$. Intuitively, as the load ρ tends to one, the probability that the servers in $\overline{\mathcal{V} \setminus \mathcal{I}}$ are empty tends to zero, which also means that the loss probability of the classes in $\mathcal{V} \setminus \mathcal{I}$ tends to one.

7 Numerical results

In this section, we study the toy examples of Figure 4 and evaluate two performance metrics, the waiting probability and the mean matching time, defined in Section 5. All numerical results are computed using the closed-form expressions derived in this section. As before, we impose that $\sum_{i \in \mathcal{V}} \mu_i = 1$, so that μ_i is the long-term fraction of items that belong to class i , for each $i \in \mathcal{V}$. More specifically, in each case, we impose that $\mu_2 = \mu_3 = \dots = \mu_N$ and let the arrival rate μ_1 of class 1 vary such that its load $\rho = \mu_1/\mu(\mathcal{E}(1))$ belongs to the interval $(0, 1)$. This allows us to gain insight into the impact of varying the load of one class on performance and to illustrate the heavy-traffic results of Section 5.

Cycle graph We first consider a stochastic matching model with a simple yet insightful compatibility graph, namely a cycle graph with an odd number of nodes. More specifically, we let $N = 2K + 1$ denote the number of classes, where $K \in \{1, 2, 3, \dots\}$, and we assume that, for each $i \in \mathcal{V}$, items of classes i and $i + 1$ can be matched with one another (with the convention that $i + 1 = 1$ if $i = N$). An example of a cycle graph with $N = 9$ nodes is shown in Figure 4a. The dynamics in a matching model with a cycle graph are representative of the dynamics obtained with more complex compatibility graphs. Indeed, as recalled in

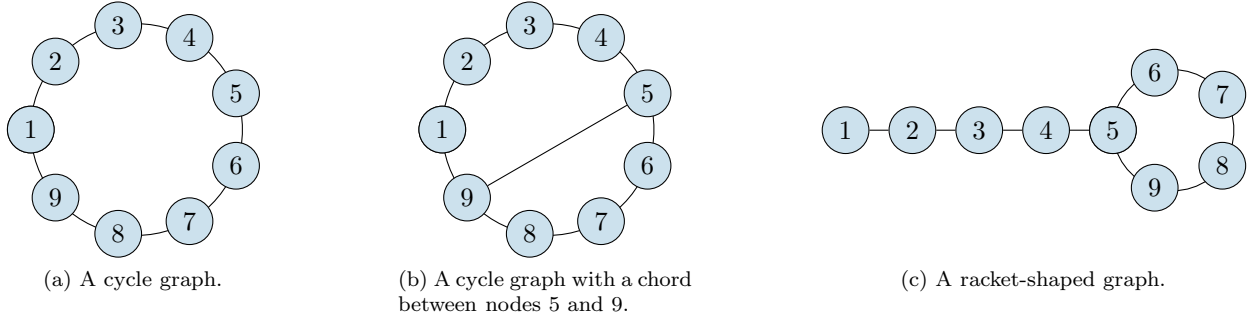


Figure 4: Toy examples with $N = 9$ classes.

Section 4, a stochastic matching model can be stabilized if and only if its compatibility graph is non-bipartite, which means that it contains at least one odd cycle. The arrival rates are given by

$$\mu_1 = \frac{\frac{\rho}{K}}{1 + \frac{\rho}{K}}, \quad \mu_i = \frac{\frac{1}{2K}}{1 + \frac{\rho}{K}}, \quad i \in \{2, 3, \dots, N\}, \quad (27)$$

so that ρ is the load of class 1. One can show by a direct reasoning that $|\mathcal{E}(\mathcal{I})| \geq |\mathcal{I}| + 1$ for each $\mathcal{I} \in \mathbb{I}^1$, which is sufficient to prove that, under the arrival rates (27), the system is stable for each $\rho \in (0, 1)$. In what follows, we focus on the case $N = 9$ for simplicity of exposition, but the results for $N \in \{3, 5, 7, 11, 13, 15\}$ (not shown here) are similar.

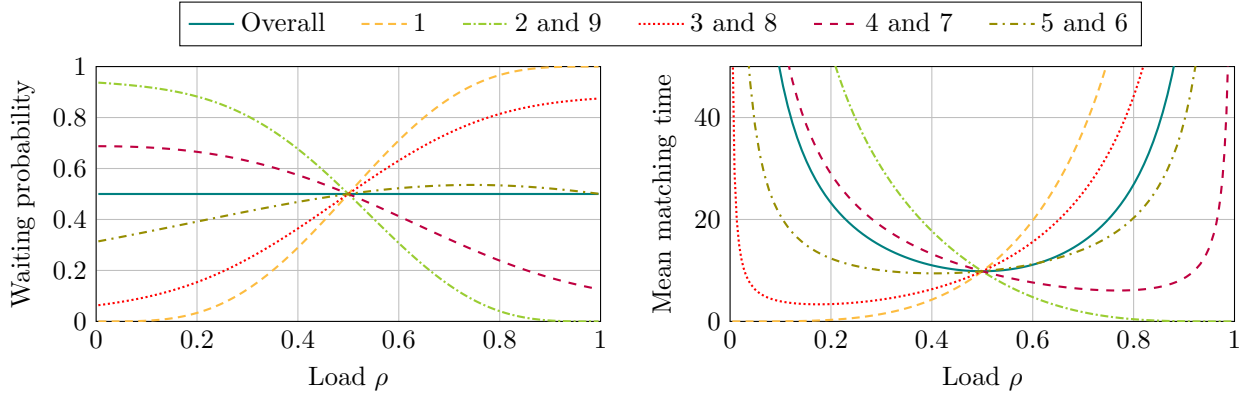


Figure 5: Performance in a cycle with $N = 9$ classes.

The waiting probability and mean matching time are shown in Figure 5. Because of the symmetry of the model, the performance of a class only depends on its distance to class 1, so that classes $i + 1$ and $N - i + 1$ have the same performance for each $i \in \{1, 2, \dots, K\}$. Focusing on the waiting probability, we can partition classes into two categories, those at an odd distance from class 1 (namely, classes 2, 4, 7, and 9) and those at an even distance from class 1 (namely, classes 1, 3, 5, 6, and 8). Indeed, as the load of class 1 increases, the waiting probability of the former set of classes decreases while that of the latter set of classes increases. The only exception is the waiting probability of classes 5 and 6, which first increases and then decreases; we will mention this again at the end of this paragraph. Intuitively, increasing the load of class 1 has the following

¹Let $\mathcal{I} \in \mathbb{I}$. The sets $\mathcal{I} + 1 = \{i + 1, i \in \mathcal{I}\}$ and $\mathcal{I} - 1 = \{i - 1, i \in \mathcal{I}\}$ (again with the convention that $i + 1 = 1$ if $i = N$ and $i - 1 = N$ if $i = 1$) both contain $|\mathcal{I}|$ nodes and are included into $\mathcal{E}(\mathcal{I})$. It suffices to show that at least one of these two sets contains an element that the other does not. In turn, to prove this, it suffices to observe that an independent set \mathcal{I} contains at most K nodes, so that at least two of these nodes are separated by at least two nodes that do not belong to \mathcal{I} .

cascading effect. To preserve the system stability, the additional class-1 items need be matched with items of classes 2 and 9, so that the waiting probability of these two classes decreases. The side effect is that there are less items of classes 2 and 9 to be matched with items of classes 3 and 8, so that the waiting probability of classes 3 and 8 increases. In turn, surplus items of classes 3 and 8 need be matched with items of classes 4 and 7 to preserve stability, so that the waiting probability of classes 4 and 7 decreases, and so on. The only exception is classes 5 and 6, whose waiting probability is first increasing and then decreasing. Focusing on class 5 for instance, the non-monotonic evolution of the waiting probability is the result of two conflicting effects. On the one hand, the path 1-2-3-4-5 makes that increasing the load of class 1 tends increase the waiting probability of class 5. On the other hand, the path 1-9-8-7-6-5 makes that increasing the load of class 1 tends to decrease the waiting probability of class 5.

Considering the mean matching time allows us to refine the above discussion. Indeed, we can observe that, except for classes 1, 2, and 9, the mean matching time of all classes tends to infinity both when ρ tends to zero and when ρ tends to one. This suggests that not only the performance of classes 5 and 6 but also those of other classes are the result of two opposite effects, one that is conveyed by the odd-length path from class 1 and the other by the even-length path from class 1.

To better understand the order in which the mean matching times of classes tend to infinity, let us start with $\rho = \frac{1}{2}$ (meaning that all arrival rates are equal) and consider the chain reaction on the path 1-2-3-...-8-9 as the load ρ decreases. The first class to be impacted is class 2, which needs the presence of class 1 to remain stable, and indeed the mean matching time of class 2 tends to infinity the fastest. The side effect is that class-3 items are matched more frequently with class-2 items, so that the mean matching time of class 3 decreases. This implies that class-3 items are less available for class 4, so that the mean matching time of class 4 is the next to tend to infinity. By repeating this reasoning, we obtain that the mean matching time of class 6 is the next to tend to infinity, followed by the mean matching time of class 8. A similar phenomenon occurs on the path 1-9-8-...-3-2, so that the mean matching times of classes 9, 7, 5, and 3 also tend to infinity one after the other.

Circle graph with a chord To complement our observations, we break the model symmetry by adding a chord between classes 5 and 9. The arrival rates are still given by (27). It follows from (8) that adding an edge to the compatibility graph cannot reduce the stability region of the corresponding stochastic matching model, so that the model is still stable for each $\rho \in (0, 1)$. We again focus on a model with $N = 9$ classes, but verified that our observations generalize to other numbers of classes.

The results are shown in Figure 6. Adding a chord breaks the symmetry between classes, but we can still divide classes into several categories depending on the limiting behavior of their waiting probability and mean matching time as the load ρ tends to either zero or one. Let us first focus on the limiting regime where the load ρ tends to zero. In view of the mean matching times, the first class to become unstable is

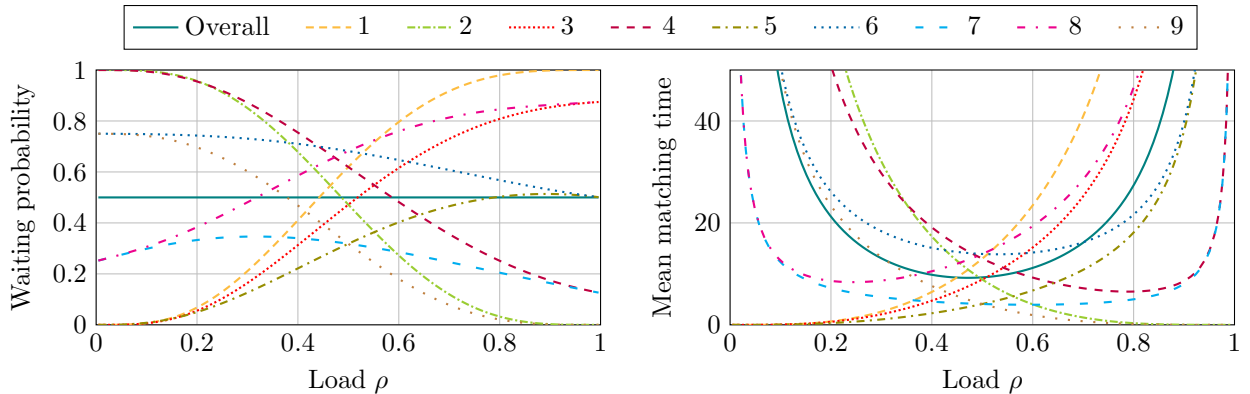


Figure 6: Performance in a cycle with $N = 9$ classes supplemented with a chord between classes 2 and 6.

class 2, which is natural because the supply rate of class 3 items is not sufficient to maintain its stability. The main difference with the previous scenario is that the stability of class 9 is temporarily preserved by its compatibility with classes 8 and 5. The overabundance of class 2 leads to the exhaustion of class 3, which in turn leads to the overabundance of class 4, which in turn leads to the exhaustion of class 5. Once class 5 is exhausted, the next classes to become unstable are its neighbors, classes 6 and 9, which eventually leads to the overabundance of classes 7 and 8 as well. The limiting behavior as the load ρ tends to one is close to that observed for the circle without chord. The intuition is that the first immediate impact of increasing the load of class 1 is the exhaustion of class 9 (as well as class 2), rendering the presence of the chord useless, so that then we are back to the circle scenario.

Racket-shaped graph We finally consider the racket-shaped graph of Figure 4c. Although a line alone cannot be stabilized because it forms a bipartite graph, this example gives us an idea of the dynamics that may arise in such a graph. One can also think of this graph as being obtained by removing the edge between nodes 1 and 9 in the cycle graph with a chord of Figure 4b. The arrival rates of classes are given by

$$\mu_1 = \frac{\rho}{1 + \frac{\rho}{N-1}}, \quad \mu_i = \frac{\frac{1}{N-1}}{1 + \frac{\rho}{N-1}}, \quad i \in \{2, 3, \dots, N\},$$

so that ρ is again the load of class 1. One can do a similar reasoning as for the circle to show that this system is stable whenever $\rho \in (0, 1)$. We again focus on a scenario with $N = 9$ nodes in total, 4 of which belong to the line part and 5 to the circle part. As far as we could observe, the total number of classes does not change the results qualitatively but the number of classes in the line part does.

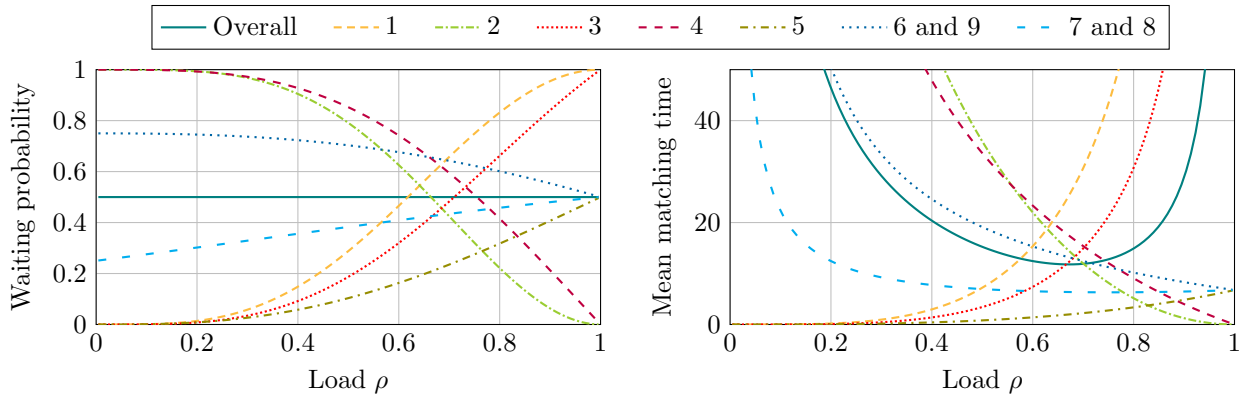


Figure 7: Performance in the racket-shaped graph with $N = 9$ classes shown in Figure 4c.

The results for the racket-shaped graph of Figure 4c are shown in Figure 7. Along the line part of the graph, the impact of increasing or decreasing the load ρ of class 1 is as one could expect. For instance, as ρ tends to one, class-2 items become scarce, which leads to the instability of class 3, which in turn leads to the scarcity of class 4. Compared to the circle with a chord, the most striking observation is that classes 5, 6, 7, 8, and 9 remain stable as the load ρ tends to one, and that these classes have the same asymptotic waiting probability and mean matching time. The reason is that, asymptotically, the model restricted to classes 5 to 9 evolves like a circle with five classes that all have the same arrival rate, and this model is stable.

If we again focus on the asymptotic regime where the load ρ tends to one, it seems that the overall mean matching time is lower in the racket-shaped graph than in the circle with a chord, which may seem counterintuitive after observing that the former is obtained by *removing* an edge from the latter. This observation is however consistent with the observations of [9], which compared this phenomenon with Braess' paradox in road networks.

8 Conclusion

In this paper, we formalized an equivalence result between stochastic matching models and order-independent loss queues. This equivalence allowed us to propose simpler proofs for existing results and to derive new results. In particular, we used the order-independent queue framework to give alternative proofs for the product-form stationary distribution and the stability condition derived in [19, Theorem 1]. By adapting numerical methods developed in [11, 12, 20], we also derived new closed-form expressions for the normalization constant, the mean matching time, and other performance metrics. In turn, these formulas were applied to gain insight into the impact of parameters on performance. By analogy with queueing theory, we highlighted the importance of the so-called load parameters and studied the system behavior in the heavy-traffic regime, in which the load of a subset of classes becomes critical. The obtained formulas were also put in practice with numerical results.

For the future works, we would like to derive simpler formulas for the performance metrics. Indeed, even though our recursive formulas allow for a dynamic-programming approach, complexity remains exponential in the number of classes, which limits their applicability to models with few classes. In parallel, we would like to understand if and how these results can be adapted to analyze the performance of stochastic matching models with a bipartite compatibility graph, like the one studied in [1, 2, 3, 8, 10], in which items arrive in pairs. Lastly, as mentioned before, we would like to explore the generalizations of the stochastic matching model made possible by the equivalence with order-independent loss queues. Yet another avenue for future works, which goes beyond the scope of stochastic matching models, consists of extending the heavy-traffic result proved for multi-class multi-server queues in [11] to other order-independent (loss) queues, like those considered in [12, Section 4.3].

Acknowledgement The author is grateful to Sem Borst for his valuable comments on an earlier draft of this paper and to Ellen Cardinaels for mentioning the reference [4]. The author also wishes to thank both of them for helpful discussions on the related work [11].

References

- [1] I. Adan, A. Bušić, J. Mairesse, and G. Weiss. Reversibility and further properties of FCFS infinite bipartite matching. *Mathematics of Operations Research*, 43(2):598–621, 2017.
- [2] I. Adan, I. Kleiner, R. Richter, and G. Weiss. FCFS parallel service systems and matching models. *Performance Evaluation*, 127-128:253–272, 2018.
- [3] I. Adan and G. Weiss. Exact FCFS matching rates for two infinite multitype sequences. *Operations Research*, 60(2):475–489, 2012.
- [4] J. Begeot, I. Marcovici, P. Moyal, and Y. Rahme. A general stochastic matching model on multigraphs. *arXiv:2011.05169 [math]*, 2020.
- [5] S. A. Berezner, C. F. Kriel, and A. E. Krzesinski. Quasi-reversible multiclass queues with order independent departure rates. *Queueing Systems*, 19(4):345–359, 1995.
- [6] S. A. Berezner and A. E. Krzesinski. Order independent loss queues. *Queueing Systems*, 23(1):331–335, 1996.
- [7] T. Bonald, C. Comte, V. Shah, and G. de Veciana. Poly-symmetry in processor-sharing systems. *Queueing Systems*, 86(3):327–359, 2017.
- [8] A. Bušić, V. Gupta, and J. Mairesse. Stability of the bipartite matching model. *Advances in Applied Probability*, 45(2):351–378, 2013.

- [9] A. Cadas, J. Doncel, J.-M. Fourneau, and A. Bušić. Flexibility can hurt dynamic matching system performance. *arXiv:2009.10009 [cs, math]*, 2020.
- [10] R. Caldentey, E. H. Kaplan, and G. Weiss. FCFS infinite bipartite matching of servers and customers. *Advances in Applied Probability*, 41(3):695–730, 2009.
- [11] E. Cardinaels, S. Borst, and J. S. H. van Leeuwen. Redundancy scheduling with locally stable compatibility graphs. *arXiv:2005.14566 [math]*, 2020.
- [12] C. Comte. *Resource management in computer clusters: algorithm design and performance analysis*. PhD thesis, Institut Polytechnique de Paris, 2019.
- [13] C. Comte and J.-P. Dorsman. Pass-and-swap queues. *arXiv:2009.12299 [cs]*, 2020.
- [14] W. Feller. *An Introduction to Probability Theory and Its Applications, Volume 2*. Wiley, 1966.
- [15] K. Gardner and R. Righter. Product forms for FCFS queueing models with arbitrary server-job compatibilities: An overview. *arXiv:2006.05979 [cs]*, 2020.
- [16] J. Keilson and L. D. Servi. A distributional form of little’s law. *Operations Research Letters*, 7(5):223–227, 1988.
- [17] G. Louth, M. Mitzenmacher, and F. Kelly. Computational complexity of loss networks. *Theoretical Computer Science*, 125(1):45–59, 1994.
- [18] J. Mairesse and P. Moyal. Stability of the stochastic matching model. *Journal of Applied Probability*, 53(4):1064–1077, 2016.
- [19] P. Moyal, A. Busic, and J. Mairesse. A product form for the general stochastic matching model. *arXiv:1711.02620 [math]*, 2020.
- [20] V. Shah and G. de Veciana. High-performance centralized content delivery infrastructure: Models and asymptotics. *IEEE/ACM Transactions on Networking*, 23(5):1674–1687, 2015.
- [21] T. H. D. Thi, J. Fourneau, and M. A. Tran. Networks of order independent queues with signals. In *2013 IEEE 21st International Symposium on Modelling, Analysis and Simulation of Computer and Telecommunication Systems*, pages 131–140, 2013.

Appendix: Proof of Proposition 13

As announced, the proof of each property relies on the corresponding expression derived in Section 5. The key argument consists of observing that Equation (26) and Assumption 12 can be reformulated as follows: as $\rho \uparrow 1$, $\rho_{\mathcal{J}}$ tends to one if $\mathcal{J} = \mathcal{I}$ (as we have $\rho_{\mathcal{I}} = \rho$) and to a constant strictly less than one if $\mathcal{J} \in \mathbb{I} \setminus \{\mathcal{I}\}$.

Proof of Property (13-a). According to Proposition 5 and Equation (23), the stationary distribution of the set of unmatched classes can be rewritten as

$$\pi(\mathcal{J}) = \frac{\psi(\mathcal{J})}{\sum_{\mathcal{K} \in \mathbb{I}_0} \psi(\mathcal{K})}, \quad \mathcal{J} \in \mathbb{I}_0, \quad (28)$$

where $\psi(\mathcal{J})$ is given by $\psi(\emptyset) = 1$, and

$$\psi(\mathcal{J}) = \frac{\rho_{\mathcal{J}}}{1 - \rho_{\mathcal{J}}} \left(\sum_{i \in \mathcal{J}} \frac{\mu_i}{\mu(\mathcal{J})} \psi(\mathcal{J} \setminus \{i\}) \right), \quad \mathcal{J} \in \mathbb{I}.$$

Since $\rho_{\mathcal{J}}$ tends to one if $\mathcal{J} = \mathcal{I}$ and to a constant strictly less than one if $\mathcal{J} \in \mathbb{I} \setminus \{\mathcal{I}\}$, it follows that $\psi(\mathcal{J})$ tends to infinity if $\mathcal{J} = \mathcal{I}$ and to a finite constant if $\mathcal{J} \in \mathbb{I}_0 \setminus \{\mathcal{I}\}$. We conclude by injecting this into (28). \square

Proof of Property (13-b). The result for the classes in \mathcal{I} follows by injecting Property (13-a) into (12). The result for the classes in $\mathcal{V} \setminus \mathcal{I}$ is then a consequence of (13) and (26). \square

Proof of Property (13-c). Consider a class $i \in \mathcal{I}$. According to Proposition 7 and Equation (28), the expected number of class- i items can be rewritten as

$$L_i = \frac{\sum_{\mathcal{J} \in \mathbb{I}_0: i \in \mathcal{J}} L_i(\mathcal{J})\psi(\mathcal{J})}{\sum_{\mathcal{J} \in \mathbb{I}_0} \psi(\mathcal{J})}, \quad (29)$$

where $L_i(\mathcal{J})\psi(\mathcal{J})$ is given by $L_i(\mathcal{J})\psi(\mathcal{J}) = 0$ if $i \notin \mathcal{J}$, and

$$L_i(\mathcal{J})\psi(\mathcal{J}) = \frac{\rho_{\mathcal{J}}}{1 - \rho_{\mathcal{J}}} \left(\frac{\mu_i}{\mu(\mathcal{J})}\psi(\mathcal{J}) + \frac{\mu_i}{\mu(\mathcal{J})}\psi(\mathcal{J} \setminus \{i\}) + \sum_{j \in \mathcal{J} \setminus \{i\}} \frac{\mu_j}{\mu(\mathcal{J})} L_i(\mathcal{J} \setminus \{j\})\psi(\mathcal{J} \setminus \{j\}) \right),$$

if $i \in \mathcal{J}$. By following a similar reasoning as in the proof of Property (13-a) and recalling that $\rho_{\mathcal{J}}$ tends to one if $\mathcal{J} = \mathcal{I}$ and to a constant strictly less than one if $\mathcal{J} \in \mathbb{I} \setminus \{\mathcal{I}\}$, we obtain

$$L_i \underset{\rho \uparrow 1}{\sim} \frac{\frac{\rho}{1-\rho} \frac{\mu_i}{\mu(\mathcal{I})}\psi(\mathcal{I})}{\psi(\mathcal{I})}.$$

After simplification, we conclude by observing that (25) implies $\mu_i/\mu(\mathcal{I}) = p_i$. If we consider instead $i \in \mathcal{V} \setminus \mathcal{I}$, a similar reasoning shows that all terms in the numerator of (29) have a finite limit, while its denominator still tends to infinity, so that L_i tends to zero as $\rho \uparrow 1$. The limiting result for L follows by summation. \square

Proof of Property (13-d). Consider the random vector $S = (S_1, S_2, \dots, S_N)$ defined by

$$S_i = \begin{cases} (1 - \rho)X_i, & i \in \mathcal{I}, \\ X_i, & i \in \mathcal{V} \setminus \mathcal{I}. \end{cases}$$

The Laplace-Stieltjes transform of this random vector is defined by

$$\varphi_S(u) = \mathbb{E} \left[\prod_{i \in \mathcal{V}} e^{-u_i S_i} \right] = \mathbb{E} \left[\left(\prod_{i \in \mathcal{I}} e^{-u_i (1-\rho) X_i} \right) \left(\prod_{i \in \mathcal{V} \setminus \mathcal{I}} e^{-u_i X_i} \right) \right] = \mathbb{E} \left[\prod_{i \in \mathcal{V}} z_i^{X_i} \right] = g_X(z), \quad u \in \mathbb{R}_+^N,$$

where the vector $z = (z_1, z_2, \dots, z_N)$ is given by $z_i = e^{-u_i(1-\rho)}$ for $i \in \mathcal{I}$ and $z_i = e^{-u_i}$ for $i \in \mathcal{V} \setminus \mathcal{I}$. We will use Proposition 9 to show that this Laplace-Stieltjes transform satisfies

$$\varphi_S(u) \xrightarrow{\rho \uparrow 1} \frac{1}{1 + \sum_{i \in \mathcal{I}} p_i u_i}. \quad (30)$$

One can verify that this is also the Laplace-Stieltjes transform of a random vector $\tilde{S} = (\tilde{S}_1, \tilde{S}_2, \dots, \tilde{S}_N)$ such that $\tilde{S}_i = \text{Exp}(1)p_i$ for each $i \in \mathcal{I}$ and $\tilde{S}_i = 0$ for each $i \in \mathcal{V} \setminus \mathcal{I}$. According to [14, Section 13.1, Theorem 2], this suffices to conclude that S weakly converges to \tilde{S} as $\rho \uparrow 1$.

By following a similar approach as in the proof of Properties (13-a) and (13-c) and recalling that $z_i \uparrow 1$ if $i \in \mathcal{I}$ and $z_i = e^{-u_i} < 1$ if $i \in \mathcal{V} \setminus \mathcal{I}$, we obtain

$$\varphi_S(u) \underset{\rho \uparrow 1}{\sim} \frac{\psi_{z\mu, \mu}(\mathcal{I})}{\psi_{\mu, \mu}(\mathcal{I})}.$$

Using (18), we can rewrite the right-hand side of this equivalence as

$$\frac{\psi_{z\mu, \mu}(\mathcal{I})}{\psi_{\mu, \mu}(\mathcal{I})} = \frac{\sum_{i \in \mathcal{I}} z_i \mu_i \psi_{z\mu, \mu}(\mathcal{I} \setminus \{i\})}{\frac{\mu(\mathcal{V} \setminus \mathcal{I}) - (z\mu)(\mathcal{I})}{\mu(\mathcal{V} \setminus \mathcal{I}) - \mu(\mathcal{I})}} = \frac{\sum_{i \in \mathcal{I}} z_i \mu_i \psi_{z\mu, \mu}(\mathcal{I} \setminus \{i\})}{\sum_{i \in \mathcal{I}} \mu_i \psi_{\mu, \mu}(\mathcal{I} \setminus \{i\})} \cdot \frac{1 - \frac{\mu(\mathcal{I})}{\mu(\mathcal{V} \setminus \mathcal{I})}}{1 - \frac{(z\mu)(\mathcal{I})}{\mu(\mathcal{V} \setminus \mathcal{I})}}. \quad (31)$$

As $\rho \uparrow 1$, the first factor tends to 1 because $z_i \uparrow 1$ for each $i \in \mathcal{I}$, while we can show with a Taylor series expansion that the second factor tends to $(1 + \sum_{i \in \mathcal{I}} p_i u_i)^{-1}$. This proves (30) and completes the proof. \square

Proof of Property (13-e). We will show that, for each $i \in \mathcal{I}$, we have

$$\lim_{\rho \uparrow 1} \varphi_{(1-\rho)T_i}(u) \xrightarrow{\rho \uparrow 1} \frac{\frac{1}{2}}{\frac{1}{2} + u}, \quad i \in \mathcal{I}, \quad \lim_{\rho \uparrow 1} \varphi_{T_i}(u) \xrightarrow{\rho \uparrow 1} 1, \quad i \in \mathcal{V} \setminus \mathcal{I}. \quad (32)$$

We recognize the Laplace-Stieltjes transform of an exponentially-distributed random variable with rate $\frac{1}{2}$ for $i \in \mathcal{I}$ and the degenerate Laplace-Stieltjes transform of a constant random variable equal to 0 for $i \in \mathcal{V} \setminus \mathcal{I}$. The conclusion of the proposition then again follows from [14, Section 13.1, Theorem 2].

First let $i \in \mathcal{I}$. According to Proposition 10, we have

$$\varphi_{(1-\rho)T_i}(u) = \varphi_{T_i}((1-\rho)u) = g_X(z),$$

where $z = (z_1, z_2, \dots, z_N)$ is given by $z_i = 1 - (1-\rho)\frac{u}{\mu_i}$ and $z_j = 1$ for each $j \in \mathcal{V} \setminus \{i\}$. Since $z_i \uparrow 1$ as $\rho \uparrow 1$, and by following a similar reasoning as in the proof of Property (13-d), we obtain

$$\varphi_{(1-\rho)T_i}(u) \underset{\rho \uparrow 1}{\sim} \frac{\psi_{z\mu, \mu}(\mathcal{I})}{\psi_{\mu, \mu}(\mathcal{I})}.$$

The right-hand side of this equivalence is again given by (31). By using the definition of z , we can show that the second factor in (31) simplifies to $\mu(\mathcal{V} \setminus \mathcal{I})/(\mu(\mathcal{V} \setminus \mathcal{I}) - u)$, which tends to $\frac{1}{2}/(\frac{1}{2} + u)$ according to (32). Since we also know that the first factor in (31) tends to 1, this proves (32). The proof for $i \in \mathcal{V} \setminus \mathcal{I}$ is similar, the main difference being that we have directly $\psi_{z\mu, \mu}(\mathcal{I}) = \psi_{\mu, \mu}(\mathcal{I})$ because $i \notin \mathcal{I}$. \square