

Multi-level Knowledge Distillation

Fei Ding, Feng Luo, Hongxin Hu, Yin Yang
 School of Computing, Clemson University
 {feid, luofeng, hongxih, yin5}@clemson.edu

Abstract

Knowledge distillation has become an important technique for model compression and acceleration. The conventional knowledge distillation approaches aim to transfer knowledge from teacher to student networks by minimizing the KL-divergence between their probabilistic outputs, which only consider the mutual relationship between individual representations of teacher and student networks. Recently, the contrastive loss-based knowledge distillation is proposed to enable a student to learn the instance discriminative knowledge of a teacher by mapping the same image close and different images far away in the representation space. However, all of these methods ignore that the teacher’s knowledge is multi-level, *e.g.*, individual, relational and categorical level. These different levels of knowledge cannot be effectively captured by only one kind of supervisory signal. Here, we introduce Multi-level Knowledge Distillation (MLKD) to transfer richer representational knowledge from teacher to student networks. MLKD employs three novel teacher-student similarities: individual similarity, relational similarity, and categorical similarity, to encourage the student network to learn sample-wise, structure-wise and category-wise knowledge in the teacher network. Experiments demonstrate that MLKD outperforms other state-of-the-art methods on both similar-architecture and cross-architecture tasks. We further show that MLKD can improve the transferability of learned representations in the student network.

Introduction

Deep neural networks have recently achieved remarkable success in computer vision and natural language processing, but they also require high computation and memory demand, which limits their deployment in practical applications. Knowledge distillation (KD) provides a promising solution to build lightweight deep learning models by transferring knowledge from high-capacity teacher network with additional supervision signals (Buciluă, Caruana, and Niculescu-Mizil 2006; Hinton, Vinyals, and Dean 2015). To develop an effective distillation method, we need to answer two main questions: (1) what kinds of knowledge are encoded in a teacher network (2) how to transfer the knowledge between networks.

The standard KD minimizes the KL-divergence loss between the probabilistic outputs of teacher and student networks. This objective transfers the dark knowledge (Hinton, Vinyals, and Dean 2015) encoded in teacher network (*e.g.*, the assignments of relative probabilities to incorrect classes), but ignores the structure of representational knowledge of the teacher network. Many distillation studies proposed to extract various intermediate representations of teacher networks, which include attention maps (Zagoruyko and Komodakis 2016a), inter-layer flow matrices (Yim et al. 2017), similar activations (Tung and Mori 2019), and activation boundaries (Heo et al. 2019). Although they utilized different forms of representational knowledge, those knowledge transferring methods were still limited to the information of individual sample, ignoring another significant supervisory signal: cross-sample similarities.

Recently, DarkRank (Chen, Wang, and Zhang 2018) proposed to utilize cross-sample similarities to transfer knowledge for metric learning tasks, which is highly task-specific. CRD (Tian, Krishnan, and Isola 2019) utilizes the contrastive-based objective to transfer knowledge between networks. The contrastive learning encourages the teacher and student to map the same sample in close representation space, and different samples to distant space, this can only capture instance discriminative knowledge. The contrastive loss-based knowledge distillation can enforce the student to learn all the information from the teacher (Tian, Krishnan, and Isola 2019), rather than only learning conditionally independent class probabilities.

In this work, we focus on the richer structured representational knowledge encoded in the teacher network. While existing methods encourage the student to mimic fine-grained knowledge of the teacher, the learned knowledge may only focus on a single and high-specific aspect of the complete information. In this case, providing more precise supervision does not guarantee that students can learn excellent representations from teachers. Besides, the teacher’s knowledge is not only reflected in the individual sample, but also the relationships between samples and the categorical information of samples. It’s necessary to transfer multiple facets of representational knowledge from teacher network, and force the student to learn from the teacher under various levels of supervisory signals.

We demonstrate that a multi-level learning scheme can

improve the structural knowledge transferring from a teacher network. The core insight behind this is to force multi-level similarities between networks, which is inspired by recently proposed contrastive learning (He et al. 2020; Chen et al. 2020), which believes that the representations from multi-views of the same image are similar to each other. There are several advantages of using multi-level similarities matching for knowledge distillation. First, this enables a student to learn richer structured representational knowledge from a teacher, which cannot be effectively captured by existing methods. Second, the multi-level supervisory signals can serve as an effective regularization to enable the student to learn generalized representations. Third, our method focuses on transferring representations, hence providing a more flexible knowledge distillation. It is model-agnostic and is compatible with any architecture. In contrast, most existing knowledge distillation methods are architecture-specific and suffer degraded performance when transferring representations between different architectures.

To summarize, this work has three contributions:

- We introduce a novel knowledge distillation method, Multi-level Knowledge Distillation (MLKD), which provides a general and model-agnostic solution to transfer richer representational knowledge between networks.
- We show that the multi-level similarities in MLKD, actually representing sample-wise, structure-wise, and category-wise knowledge, can provide effective supervisory signals for knowledge distillation.
- We demonstrate that MLKD can not only make certain smaller students to outperform teachers, but also enable students to learn more generalized representations. Experiments demonstrate that our method outperforms other state-of-the-art methods on both similar-architecture and cross-architecture tasks.

Related Work

Knowledge Distillation. Bucilua *et al.* (Bucilua, Caruana, and Niculescu-Mizil 2006) and Hinton *et al.* (Hinton, Vinyals, and Dean 2015) first proposed knowledge distillation to transfer the knowledge from a large network (teacher) to a small network (student). Existing studies focus on extracting two main types of knowledge encoded in teacher network: the last layer logits (Bucilua, Caruana, and Niculescu-Mizil 2006; Hinton, Vinyals, and Dean 2015; Xu et al. 2020) and intermediate representations (Zagoruyko and Komodakis 2016a; Yim et al. 2017; Tung and Mori 2019; Heo et al. 2019; Tian, Krishnan, and Isola 2019). The first type usually utilizes temperature Softmax to better capture smaller probabilistic outputs. These probabilities over all classes provide dark knowledge to guide the training of the student network. To extract richer dark knowledge, SSKD (Xu et al. 2020) is proposed to combine self-supervised auxiliary task and knowledge distillation. For the second type of knowledge, the distillation of intermediate representation was first proposed in Fitnets (Romero et al. 2014), which forces the student to mimic the feature activations of the teacher. Attention transfer (Zagoruyko and Ko-

modakis 2016a) utilizes spatial attention maps as the supervisory signal. In flow-based distillation (Yim et al. 2017), inter-layer flow matrices of the teacher are computed to guide the learning of the student. SP (Tung and Mori 2019) distills the similar (dissimilar) activations between teacher and student networks. Also, DarkRank (Chen, Wang, and Zhang 2018) utilizes cross sample similarities to transfer knowledge for metric learning tasks. Our work not only utilizes the knowledge within a single sample: individual similarity, but also utilizes more fine-grained cross-sample knowledge: relational and categorical similarity.

Contrastive learning. Contrastive learning focuses on learning low-dimensional representations by contrasting positive pairs against negative pairs (Hadsell, Chopra, and LeCun 2006). Recently, these contrastive losses are used in the self-supervised representation learning (Oord, Li, and Vinyals 2018; Chen et al. 2020; He et al. 2020; Grill et al. 2020). The main idea behind these approaches is to learn view-invariant feature representations. CRD (Tian, Krishnan, and Isola 2019) was proposed to perform contrastive learning between networks to force the student to learn structural representational knowledge. However, simply combining contrastive learning and knowledge distillation may result in the student to learn sub-optimal representations (Khosla et al. 2020). To alleviate incorrect mapping during distillation, our paper proposes to the multi-level similarities objective to transfer richer representational knowledge from the teacher to the student. Our categorical objective is related to the supervised contrastive loss introduced in (Khosla et al. 2020). They show that this objective achieves superior performance on the image classification task. But we derive from the knowledge distillation perspective and demonstrate that categorical similarities can better transfer the intra-class information encoded in the teacher’s representation.

Background

Given teacher and student networks $f^T(\cdot)$ and $f^S(\cdot)$, they are used to extract representation vectors \mathbf{h}^T and \mathbf{h}^S from input images. We consider that the joint distribution and the product of marginal distributions can be written as: $q(\mathbf{h}^T, \mathbf{h}^S | C = 1) = p(\mathbf{h}^T, \mathbf{h}^S)$ and $q(\mathbf{h}^T, \mathbf{h}^S | C = 0) = p(\mathbf{h}^T)p(\mathbf{h}^S)$. The analysis was originally demonstrated for contrastive learning (Tian, Krishnan, and Isola 2019) between the teacher and student networks, but it only considers one positive sample in a mini-batch, and inappropriately regard other samples from the same category as negative samples. In this work, we generalize this analysis to N_p positive samples and N_n negative samples, then $q(C = 1) = N_p / (N_p + N_n)$ and $q(C = 0) = N_n / (N_p + N_n)$.

$$\begin{aligned}
 I(\mathbf{h}^T; \mathbf{h}^S) &\geq \\
 &\log(N_n/N_p) + \mathbb{E}_{q(\mathbf{h}^T, \mathbf{h}^S | C=1)} \log q(C = 1 | \mathbf{h}^T, \mathbf{h}^S) \\
 &= \log(N_n/N_p) + I_{NCE}(\mathbf{h}^T; \mathbf{h}^S) \quad (1)
 \end{aligned}$$

where $I(\mathbf{h}^T; \mathbf{h}^S)$ indicates the mutual information (MI) between the teacher and student representations. The lower

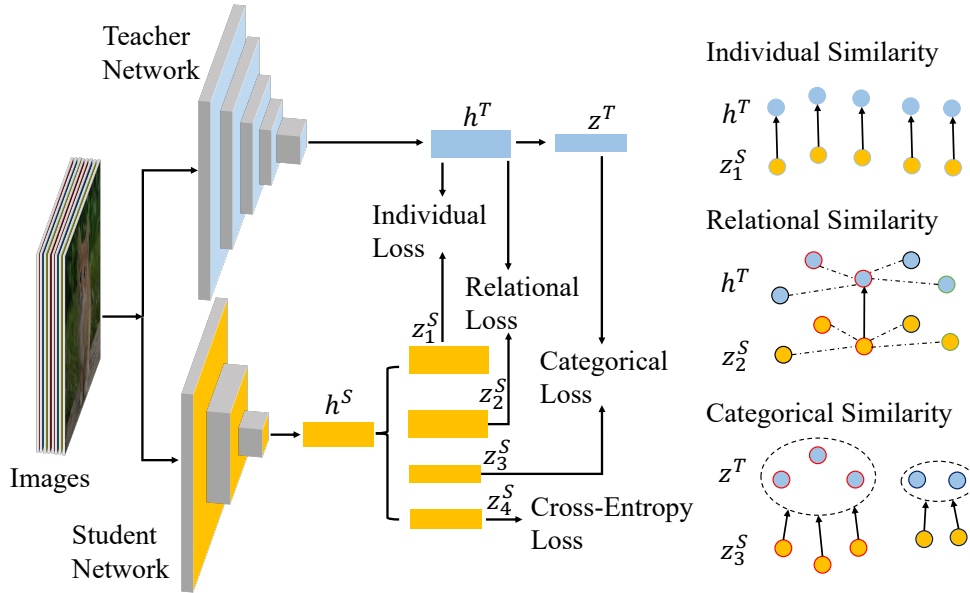


Figure 1: The overview of our method. A projection head is used on the top of the teacher to map the representation vector \mathbf{h}^T to a vector \mathbf{z}^T for the calculation of categorical loss. Different projection heads are used on the top of the student networks to obtain \mathbf{z}_1^S , \mathbf{z}_2^S , \mathbf{z}_3^S and \mathbf{z}_4^S for different losses. Different colored circles represent different classes.

bound $I_{NCE}(\mathbf{h}^T; \mathbf{h}^S)$ (Oord, Li, and Vinyals 2018) provides a tractable estimator. Intuitively, when a critic can accurately distinguish between samples drawn from the joint distribution $p(\mathbf{h}^T, \mathbf{h}^S)$ and those drawn from the product of marginal distributions $p(\mathbf{h}^T)p(\mathbf{h}^S)$, \mathbf{h}^T and \mathbf{h}^S have a high degree of MI.

Our Method

Overview

Usually, a student network is trained under the supervision of ground-truth labels and a well-optimized teacher network. The teacher network can provide extra supervisory signals, comparing to the one-hot labels. The objective function of existing KD methods (Hinton, Vinyals, and Dean 2015; Romero et al. 2014; Yim et al. 2017; Zagoruyko and Komodakis 2016a) can be expressed as:

$$\mathcal{L}_{KD} = \sum_{\mathbf{x}_i \in \mathcal{X}} l(f^T(\mathbf{x}_i), f^S(\mathbf{x}_i)) \quad (2)$$

where $l(\cdot, \cdot)$ loss function is used to penalize the difference between the teacher f^T and the student f^S for each data sample \mathbf{x}_i . For example, Hinton *et al.* (Hinton, Vinyals, and Dean 2015) calculate KL-divergence between f^T and f^S for the loss function:

$$\sum_{\mathbf{x}_i \in \mathcal{X}} \text{KL}(\text{softmax}(f^T(\mathbf{x}_i)/\tau), \text{softmax}(f^S(\mathbf{x}_i)/\tau)) \quad (3)$$

where τ is temperature to soften the peaky distributions of teacher network.

Though these methods focus on utilizing different forms of knowledge, the extracted knowledge is limited within individual output of the teacher. Namely, they ignore another kind of significant knowledge: the mutual relationships of different samples in the teacher’s output. In this work, we focus on transferring individual knowledge and relational knowledge. Besides, we also consider transferring the categorical knowledge between the teacher and the student by contrastive learning. Our approach handles knowledge distillation in a multi-level similarities learning framework, including individual similarity, relational similarity, and categorical similarity between networks, as shown in Figure 1.

Individual similarity

To transfer individual similarity knowledge, we apply the regression objective to force the student directly mimic the teacher’s output, instead of indirectly transferring information by the softmax distributions. The latter can only reflect conditionally class probabilities, not all information from the teacher’s representation.

$$\mathcal{L}_{IS} = \|\bar{g}_\theta(\mathbf{h}^S) - \bar{\mathbf{h}}^T\|_2^2 = 2 - 2 \cdot \frac{\langle g_\theta(\mathbf{h}^S), \mathbf{h}^T \rangle}{\|g_\theta(\mathbf{h}^S)\|_2 \cdot \|\mathbf{h}^T\|_2} \quad (4)$$

We apply a small projection head $g_\theta(\cdot)$ to map the student’s representation \mathbf{h}^S to the space where the regression loss is calculated. We output the projection $g_\theta(\mathbf{h}^S)$, and ℓ_2 -normalize both $g_\theta(\mathbf{h}^S)$ and \mathbf{h}^T to $\bar{g}_\theta(\mathbf{h}^S) = g_\theta(\mathbf{h}^S) / \|g_\theta(\mathbf{h}^S)\|_2$ and $\bar{\mathbf{h}}^T = \mathbf{h}^T / \|\mathbf{h}^T\|_2$. We define the mean squared error between the teacher’s representation and the projection of the student’s representation.

Relational similarity

Relational similarity knowledge focuses on useful relationships between different samples in the teacher’s output. Therefore, we calculate the relational scores for each $(N+1)$ -tuple samples as the cross-sample similarity knowledge. The objective for the relational similarity can be expressed as

$$\mathcal{L}_{RS} = \sum_{i=1}^N l(\psi(f^T(\tilde{\mathbf{x}}_i), f^T(\mathbf{x}_1), \dots, f^T(\mathbf{x}_N)), \psi(f^S(\tilde{\mathbf{x}}_i), f^S(\mathbf{x}_1), \dots, f^S(\mathbf{x}_N))), \quad (5)$$

where N is the size of mini-batch, ψ is the relational function that measures the similarity scores between the augmented $\tilde{\mathbf{x}}_i$ and data samples $\{\mathbf{x}_i\}_{i=1:N}$ in the teacher’s output. $l(\cdot, \cdot)$ is a loss function.

We follow the self-supervised contrastive learning (Chen et al. 2020; He et al. 2020) to apply the contrastive-based relational function, and choose the KL-divergence for l . Unlike self-supervised settings, a pre-trained teacher f^T doesn’t aim to achieve the instance discrimination (Wu et al. 2018), and maps the samples from the same class much closer in the representation space. Namely, there exists multiple positives in original samples $\{\mathbf{x}_i\}_{i=1:N}$ for the augmented sample $\tilde{\mathbf{x}}_i$. The correlation between augmented and original samples contain the semantic categorical information. The relatively high probabilities assigned to original samples indicate that they may share the same category.

To achieve this goal, the relational function ψ need to maximize the similarity between $\tilde{\mathbf{x}}_i$ and \mathbf{x}_j when they are from the same category, otherwise minimize their similarity. For all similarities between $\{\tilde{\mathbf{x}}_i\}_{i=1:N}$ and $\{\mathbf{x}_i\}_{i=1:N}$, we can express them as the matrix \mathcal{A} . The relational function is:

$$\psi(f(\tilde{\mathbf{x}}_i), f(\mathbf{x}_1), \dots, f(\mathbf{x}_N)) = \frac{\exp(\mathcal{A}_{i,j}/\tau)}{\sum_j \exp(\mathcal{A}_{i,j}/\tau)}, \quad (6)$$

where τ is temperature parameter and $f(\cdot)$ is the teacher or student network. We choose the cosine similarity to calculate $\mathcal{A}_{i,j}$. For the teacher network, $\mathcal{A}_{i,j} = \text{cosine}(\tilde{\mathbf{h}}_i^T, \mathbf{h}_j^T)$. For the student network, we also apply a 2-layer MLP to map the representation \mathbf{h}^S to a vector \mathbf{z}^S suitable for similarities calculation, $\mathcal{A}_{i,j} = \text{cosine}(\tilde{\mathbf{z}}_i^T, \mathbf{z}_j^T)$. Finally, the KL-divergence loss forces the student network can output the same similarity matrix as the teacher network.

Categorical similarity

In addition to the aforementioned knowledge distillation loss, the student network also uses the regular cross-entropy loss between its output and the one-hot label, which actually minimizes the KL divergence between the empirical distribution and the label distribution. Previous studies have shown that this loss may suffer from the problems of lack of noise robustness (Zhang and Sabuncu 2018) and poor margins (Elsayed et al. 2018). When performing knowledge distillation, a teacher may output inaccurate representations, *e.g.*, mapping samples from different classes to nearby points in the latent space. The conventional distillation methods convert these incorrect results to relative probabilities

and transfer them to the student. Inspired by the recently proposed supervised contrastive Loss (Khosla et al. 2020), we define the categorical similarities to encourage networks to map images from the same class into near representation space and images from different classes into far space. It enables the student to learn more robust and large margin mapping.

$$\mathcal{L}_{CS} = \sum_{i=1}^N \mathcal{L}_i^T + \sum_{i=1}^N \mathcal{L}_i^S, \quad (7)$$

$$\mathcal{L}_i^{T/S} = -\frac{1}{C} \sum_{j=1}^{2N} \mathbb{1}_{i \neq j} \cdot \mathbb{1}_{\mathbf{y}_i = \mathbf{y}_j} \cdot \log \frac{\exp(\mathbf{z}_i \cdot \mathbf{z}_j / \tau)}{\sum_{k=1}^{2N} \mathbb{1}_{i \neq k} \cdot \exp(\mathbf{z}_i \cdot \mathbf{z}_k / \tau)}, \quad (8)$$

where $C = 2N_{y_i} - 1$ and N_{y_i} is the total number of images with the same label y_i in the minibatch.

The total loss \mathcal{L} for the student network is a linear combination of the standard cross-entropy loss \mathcal{L}_{CE} , the individual similarity loss \mathcal{L}_{IS} , the relational similarity loss \mathcal{L}_{RS} and categorical similarity loss \mathcal{L}_{CS} :

$$\mathcal{L} = \mathcal{L}_{CE} + \lambda_1 \mathcal{L}_{IS} + \lambda_2 \mathcal{L}_{RS} + \lambda_3 \mathcal{L}_{CS}, \quad (9)$$

where λ_1 , λ_2 and λ_3 are balancing weights. This objective forces a student network to learn multiple facets of representational knowledge in a teacher.

Experiments

In this section, we first conduct an ablation study to verify each component of MLKD. Then we compare our method with state-of-the-art methods in knowledge distillation and representation transfer tasks. We also conduct the further analysis to understand the teacher-student similarity and evaluate MLKD’s performance under few-shot scenario.

Implementation details

We adopt vgg (Simonyan and Zisserman 2014) ResNet (He et al. 2016), WideResNet (Zagoruyko and Komodakis 2016b), MobileNet (Howard et al. 2017), and ShuffleNet (Zhang et al. 2018) as teacher-student combinations. Their implementations are from (Tian, Krishnan, and Isola 2019). To calculate the individual and relational similarities, \mathbf{h}^S is projected to the new representational features \mathbf{z}_1^S and \mathbf{z}_2^S by two MLPs as in SimCLR (Chen et al. 2020). The MLP consists of the first linear layer followed by batch normalization (Ioffe and Szegedy 2015) and ReLU (Nair and Hinton 2010), and the second linear layer without normalization. To obtain \mathbf{z}_1^S , we set the input size, hidden size and output size to $\dim(\mathbf{h}^S)$, $16 \times \dim(\mathbf{h}^T)$ and $\dim(\mathbf{h}^T)$. To obtain \mathbf{z}_2^S , we set them all to $\dim(\mathbf{h}^S)$. To calculate categorical similarity, the single linear projections are applied to \mathbf{h}^T and \mathbf{h}^S , to obtain the normalized representation vectors \mathbf{z}^T and \mathbf{z}_3^S . The classification loss is calculated after a linear projection of \mathbf{h}^S .

We evaluate MLKD on CIFAR100 dataset (Krizhevsky, Hinton et al. 2009), ImageNet dataset (Deng et al. 2009),

Table 1: Ablation study of MLKD. It reports Top-1 accuracy (%) of two teacher-student network pairs on CIFAR100 test dataset. We set the balancing weights of corresponding loss terms in Eqn. (9) to be 0 respectively.

Teacher	resnet32×4	resnet32×4
Student	resnet8×4	ShuffleV2
\mathcal{L}_{IS}	76.59	78.85
\mathcal{L}_{RS}	74.94	76.06
\mathcal{L}_{CS}	74.73	75.98
$\mathcal{L}_{IS} + \mathcal{L}_{RS}$	76.90	79.17
$\mathcal{L}_{IS} + \mathcal{L}_{CS}$	76.99	79.26
$\mathcal{L}_{RS} + \mathcal{L}_{CS}$	75.90	77.35
$\mathcal{L}_{IS} + \mathcal{L}_{RS} + \mathcal{L}_{CS}$	77.11	79.54

STL10 dataset (Coates, Ng, and Lee 2011), and Tiny-ImageNet dataset (CS231N 2015; Deng et al. 2009). In CIFAR100, we rotate the images with four angles, *i.e.*, $0^\circ, 90^\circ, 180^\circ, 270^\circ$. Then we normalize the images by the mean and standard deviation in a channel-wise way. All the models are trained for 240 epochs with a batch size of 64. The initial learning rate is 0.05 and then divided by 10 at the 150th, 180th and 210th epochs. We use the SGD optimizer with the weight decay of 5×10^{-4} and the momentum of 0.9. In ImageNet dataset, we also rotate the images with four angles and follow the official augmentation implementation of PyTorch¹ to process all images. The initial learning rate is 0.1 and is decayed by 10 at the 30th, 60th and 90th epoch in total 100 epochs. A SGD optimizer with a 1×10^{-4} weight decay and 0.9 momentum is adopted. The temperature τ in \mathcal{L}_{RS} and \mathcal{L}_{CS} is set to be 0.5 and 0.07. For the students training, we set $\lambda_1 = 20$, $\lambda_2 = 50$, and $\lambda_3 = 1$ according to the magnitude of the loss value.

Ablation Study

The motivation behind our method is that teacher’s representations encode rich structured information and the student should learn from the teacher under various levels of supervisions. To validate this hypothesis, a student network is trained only by the single supervisory signal from a teacher’s representation. We set the corresponding loss term in Eqn. (9) to be 0, and examine the effectiveness of each loss term. The results are shown in Table 1. We compare the classification results of one to three loss items and find that more loss items can obtain more obtain better results. It demonstrates that multiple levels of supervisory signals can improve the quality of the student’s representations. During these three losses, the individual similarity \mathcal{L}_{IS} plays a critical role in effective knowledge distillation. the relational similarity \mathcal{L}_{RS} and categorical similarity \mathcal{L}_{CS} further boost the performance by transferring cross-sample structured knowledge. We randomly select 10 categories from 100 categories for t-SNE visualization, as shown in Figure 2. After adding \mathcal{L}_{CS} , it can indeed force students to pull samples from the same category together in the representation space.

¹<https://github.com/pytorch/examples/tree/master/imagenet>

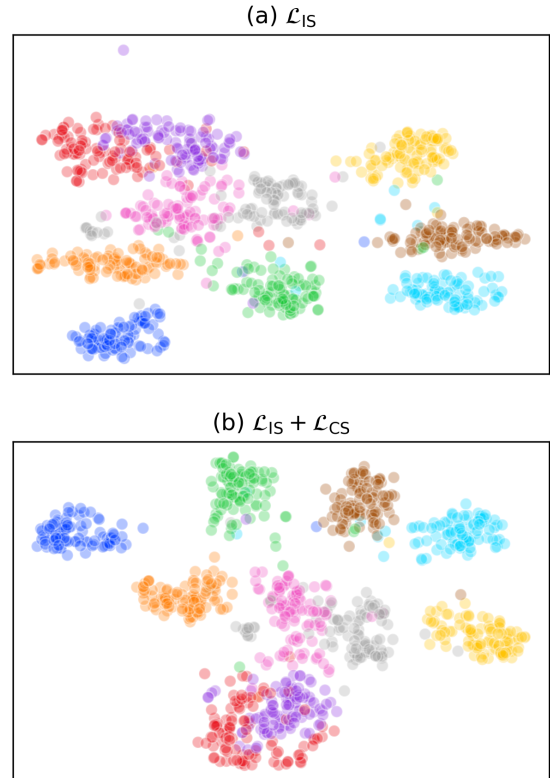


Figure 2: t-SNE visualization of student’s representations by applying (a) \mathcal{L}_{IS} loss and (b) $\mathcal{L}_{IS} + \mathcal{L}_{CS}$ loss. \mathcal{L}_{CS} can force the student to map samples of the same category closer in representation space (teacher: resnet32×4, student: resnet8×4).

Benchmark

CIFAR100. MLKD is compared with the existing distillation methods (Table 2 and Table 3). Following CRD (Tian, Krishnan, and Isola 2019) and SSKD (Xu et al. 2020), Table 2 compares five teacher-student pairs with similar architectures, and Table 3 focuses on six teacher-student pairs with different architectures. In these tables, the first two rows represent the classification performance of the teacher and the student when trained individually.

For similar-architecture comparison, MLKD outperforms all other distillation methods. Compared to the other best method, MLKD increases the performance of the student networks by an average of 0.66%. Notably, we find that MLKD enables the student to obtain better performance than the teacher in three out of five pairs. While comparing the teacher-student combinations in different architectures, which are more difficult tasks than similar-architecture distillation, MLKD still consistently achieves better results than the best competing method (Table 3). The performance gap between them is 0.66% (average on six comparisons). Taking the teacher resnet32 × 4 as an example, two different types of student networks resnet8 × 4 and ShuffleV2 achieve 77.11% and 79.54% performance respectively. This demonstrates that MLKD can break through the

Table 2: Knowledge distillation performance comparison between similar architectures. It reports Top-1 accuracy (%) on CIFAR100 test dataset. We denote the best and the second-best results by **Bold** and underline. The results of all compared methods are from (Xu et al. 2020). MLKD consistently achieves the best results on all comparisons.

Teacher	wrn40-2	wrn40-2	resnet56	resnet32×4	vgg13
Student	wrn16-2	wrn40-1	resnet20	resnet8×4	vgg8
Teacher	76.46	76.46	73.44	79.63	75.38
Student	73.64	72.24	69.63	72.51	70.68
KD (Hinton, Vinyals, and Dean 2015)	74.92	73.54	70.66	73.33	72.98
Fitnets (Romero et al. 2014)	75.75	74.12	71.60	74.31	73.54
AT (Zagoruyko and Komodakis 2016a)	75.28	74.45	<u>71.78</u>	74.26	73.62
FT (Kim, Park, and Kwak 2018)	75.15	74.37	71.52	75.02	73.42
SP (Tung and Mori 2019)	75.34	73.15	71.48	74.74	73.44
VID (Ahn et al. 2019)	74.79	74.20	71.71	74.82	73.96
RKD (Park et al. 2019)	75.40	73.87	71.48	74.47	73.72
AB (Heo et al. 2019)	68.89	75.06	71.49	74.45	74.27
CRD (Tian, Krishnan, and Isola 2019)	<u>76.04</u>	75.52	71.68	75.90	74.06
SSKD (Xu et al. 2020)	<u>76.04</u>	<u>76.13</u>	71.49	<u>76.20</u>	<u>75.33</u>
Ours	77.20	76.74	72.34	77.11	75.40

Table 3: Knowledge distillation performance comparison between different Architectures. It reports Top-1 accuracy (%) on CIFAR100 test dataset. We denote the best and the second-best results by **Bold** and underline. The results of all compared methods are from (Xu et al. 2020). MLKD consistently achieves the best results on all comparisons.

Teacher	vgg13	ResNet50	ResNet50	resnet32×4	resnet32×4	wrn40-2
Student	MobileV2	MobileV2	vgg8	ShuffleV1	ShuffleV2	ShuffleV1
Teacher	75.38	79.10	79.10	79.63	79.63	76.46
Student	65.79	65.79	70.68	70.77	73.12	70.77
KD (Hinton, Vinyals, and Dean 2015)	67.37	67.35	73.81	74.07	74.45	74.83
Fitnets (Romero et al. 2014)	68.58	68.54	73.84	74.82	75.11	75.55
AT (Zagoruyko and Komodakis 2016a)	69.34	69.28	73.45	74.76	75.30	75.61
FT (Kim, Park, and Kwak 2018)	69.19	69.01	73.58	74.31	74.95	75.18
SP (Tung and Mori 2019)	66.89	68.99	73.86	73.80	75.15	75.56
VID (Ahn et al. 2019)	66.91	68.88	73.75	74.28	75.78	75.36
RKD (Park et al. 2019)	68.50	68.46	73.73	74.20	75.74	75.45
AB (Heo et al. 2019)	68.86	69.32	74.20	76.24	75.66	76.58
CRD (Tian, Krishnan, and Isola 2019)	68.49	70.32	74.42	75.46	75.72	75.96
SSKD (Xu et al. 2020)	<u>71.53</u>	<u>72.57</u>	<u>75.76</u>	<u>78.44</u>	<u>78.61</u>	<u>77.40</u>
Ours	72.52	73.18	76.15	78.89	79.54	78.01

architecture-specific limitation to achieve excellent performance. Our experiments also show that the choice of the student network is also crucial for knowledge distillation.

ImageNet. We conduct one teacher-student pair (teacher: ResNet34, student: ResNet18) on ImageNet. As shown in Table 4, our MLKD achieves the best classification performances for both Top-1 and Top-5 error rates, which demonstrate the efficiency and scalability on the large-scale dataset.

Transferability of representations. One of the primary goals of representation learning is to learn the generalized representations. Therefore, we examine whether the representational knowledge learned by the student can be transferred to the datasets that have never been seen during training. In addition to the teacher-student pair of wrn40-2 and ShuffleNetV1, we also randomly select two other teacher-student pairs with the same architecture. The student networks are fixed to extract feature representations (the output before the logit) of STL10 and TinyImageNet datasets (all

images resized to 32×32). We then examine the quality of the learned representations by training linear classifiers to perform 10-way and 200-way classification. As shown in Table 5, MLKD achieves the significant performance improvement compared to multiple baseline methods, and demonstrates the superior transferability of learned representations. Notably, most distillation methods improve the quality of the student’s representations on STL10 and TinyImageNet. The reason why the teacher performs worse on these two datasets may be that the representations learned by the teacher are biased towards the training dataset and are not generalized enough. In contrast, our MLKD forces the student to learn more generalized representations.

Further Analysis

Teacher-Student similarity. MLKD can encourage the student to learn richer structured representational knowledge under the multi-level supervisory signals of the teacher. To

Table 4: Top-1 and Top-5 error rates (%) on ImageNet. We denote the best and the second-best results by **Bold** and underline.

	Teacher	Student	CC	SP	Online-KD	KD	AT	CRD	SSKD	Ours
Top-1	26.70	30.25	30.04	29.38	29.45	29.34	29.30	28.83	<u>28.38</u>	27.88
Top-5	8.58	10.93	10.83	10.20	10.41	10.12	10.00	9.87	<u>9.33</u>	9.30

Table 5: Classification accuracy (%) of STL10 and TinyImageNet datasets using linear evaluation on the representations from CIFAR100 trained networks. We denote the compared results from (Xu et al. 2020) by *. We select three pairs of teacher and student networks to evaluate the learned representations on STL10 with 10 classes and TinyImageNet with 200 classes. We denote the best and the second-best results by **Bold** and underline.

Dataset	STL10			TinyImageNet		
	resnet32×4	vgg13	wrn40-2	resnet32×4	vgg13	wrn40-2
Teacher	resnet8×4	vgg8	ShuffleV1	resnet8×4	vgg8	ShuffleV1
Teacher	70.45	64.45	71.01*	31.92	27.20	31.69
Student	71.26	67.48	71.58*	35.31	30.87	32.43*
KD (Hinton, Vinyals, and Dean 2015)	71.29	67.81	73.25*	33.86	30.87	32.05*
Fitnets (Romero et al. 2014)	72.93	67.16	73.77*	37.86	31.20	33.28*
AT (Zagoruyko and Komodakis 2016a)	73.46	<u>71.65</u>	73.47*	36.53	33.23	33.75*
FT (Kim, Park, and Kwak 2018)	74.29	69.93	73.56*	<u>38.25</u>	32.73	33.69*
SP (Tung and Mori 2019)	72.06	68.43	72.28	35.05	31.55	34.74
VID (Ahn et al. 2019)	73.35	67.88	72.56	37.38	31.12	<u>35.62</u>
RKD (Park et al. 2019)	72.88	69.46	70.93	35.80	32.67	33.03
AB (Heo et al. 2019)	71.78	66.01	69.13	35.09	30.64	33.53
CRD (Tian, Krishnan, and Isola 2019)	73.39	69.20	74.44*	37.13	33.04	34.30*
SSKD (Xu et al. 2020)	<u>74.39</u>	71.24	<u>74.74*</u>	37.83	<u>34.87</u>	34.54*
Ours	77.95	74.49	77.43	42.31	38.74	42.48

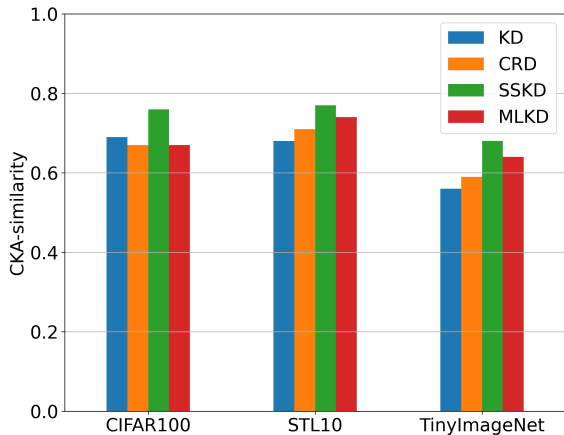


Figure 3: CKA-similarity between the representations from the teacher (vgg13) and student (vgg8) networks.

further understand the student’s representations, we analyze the CKA-similarity (Kornblith et al. 2019) (RBF Kernel) between the teacher and student networks, as shown in Figure 3. Combined with Table 5, we find that forcing students to be more similar to teachers does not guarantee that students can learn more general representations.

Few-Shot Scenario. Our MLKD enables the student to learn enough representational knowledge from the teacher, instead of relying entirely on labels. Therefore, it’s necessary to investigate the performance of MLKD under limited training

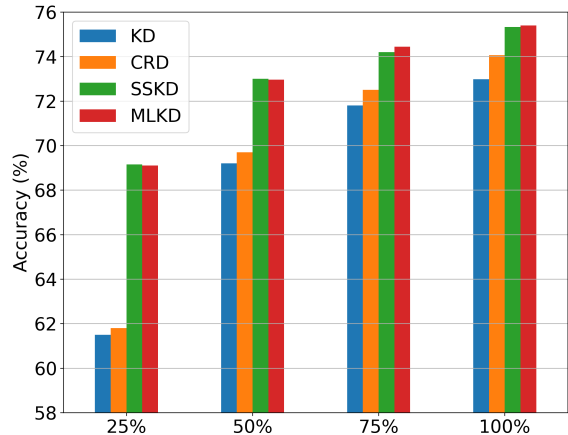


Figure 4: Top-1 accuracy on CIFAR100 test data under few-shot scenario. The student network is trained with only 25%, 50%, 75% and 100% of the available training data.

data. We randomly sample 25%, 50%, 75% and 100% images from CIFAR100 train set to train the student network and test on the original test set. The comparisons between our method and several other methods (Figure 4), show that MLKD maintains superior classification performance in all proportions. As the size of the training set decreases, various levels of supervisory signals in MLKD serve as effective regularization to prevent overfitting.

Conclusion

In this work, we propose a novel knowledge distillation method called MLKD, which utilizes multi-level similarities between networks to force a student to learn structured representational knowledge from a teacher. We first show that multi-level supervisory signals can improve the quality of the student’s representation via an ablation study. Then, we conduct thorough experiments to demonstrate that our method achieves state-of-the-art performances under both similar-architecture and cross-architecture tasks. The further analysis of student’s representations shows that our MLKD can improve the transferability of learned representations. We also conduct the analysis of teacher-student similarities to demonstrate that forcing students to be more similar to teachers does not guarantee that students can learn excellent representations. The few-shot analysis shows that our method can work well with limited training data.

References

- Ahn, S.; Hu, S. X.; Damianou, A.; Lawrence, N. D.; and Dai, Z. 2019. Variational information distillation for knowledge transfer. In *Proceedings of the IEEE Conference on Computer Vision and Pattern Recognition*, 9163–9171.
- Buciluă, C.; Caruana, R.; and Niculescu-Mizil, A. 2006. Model compression. In *Proceedings of the 12th ACM SIGKDD international conference on Knowledge discovery and data mining*, 535–541.
- Chen, T.; Kornblith, S.; Norouzi, M.; and Hinton, G. 2020. A simple framework for contrastive learning of visual representations. *arXiv preprint arXiv:2002.05709*.
- Chen, Y.; Wang, N.; and Zhang, Z. 2018. Darkrank: Accelerating deep metric learning via cross sample similarities transfer. In *Thirty-Second AAAI Conference on Artificial Intelligence*.
- Coates, A.; Ng, A.; and Lee, H. 2011. An analysis of single-layer networks in unsupervised feature learning. In *Proceedings of the fourteenth international conference on artificial intelligence and statistics*, 215–223.
- CS231N, S. 2015. Tiny imagenet visual recognition challenge. URL <https://tiny-imagenet.herokuapp.com>.
- Deng, J.; Dong, W.; Socher, R.; Li, L.-J.; Li, K.; and Fei-Fei, L. 2009. Imagenet: A large-scale hierarchical image database. In *2009 IEEE conference on computer vision and pattern recognition*, 248–255. Ieee.
- Elsayed, G.; Krishnan, D.; Mobahi, H.; Regan, K.; and Bengio, S. 2018. Large margin deep networks for classification. In *Advances in neural information processing systems*, 842–852.
- Grill, J.-B.; Strub, F.; Altché, F.; Tallec, C.; Richemond, P. H.; Buchatskaya, E.; Doersch, C.; Pires, B. A.; Guo, Z. D.; Azar, M. G.; et al. 2020. Bootstrap your own latent: A new approach to self-supervised learning. *arXiv preprint arXiv:2006.07733*.
- Hadsell, R.; Chopra, S.; and LeCun, Y. 2006. Dimensionality reduction by learning an invariant mapping. In *2006 IEEE Computer Society Conference on Computer Vision and Pattern Recognition (CVPR’06)*, volume 2, 1735–1742. IEEE.
- He, K.; Fan, H.; Wu, Y.; Xie, S.; and Girshick, R. 2020. Momentum contrast for unsupervised visual representation learning. In *Proceedings of the IEEE/CVF Conference on Computer Vision and Pattern Recognition*, 9729–9738.
- He, K.; Zhang, X.; Ren, S.; and Sun, J. 2016. Deep residual learning for image recognition. In *Proceedings of the IEEE conference on computer vision and pattern recognition*, 770–778.
- Heo, B.; Lee, M.; Yun, S.; and Choi, J. Y. 2019. Knowledge transfer via distillation of activation boundaries formed by hidden neurons. In *Proceedings of the AAAI Conference on Artificial Intelligence*, volume 33, 3779–3787.
- Hinton, G.; Vinyals, O.; and Dean, J. 2015. Distilling the knowledge in a neural network. *arXiv preprint arXiv:1503.02531*.
- Howard, A. G.; Zhu, M.; Chen, B.; Kalenichenko, D.; Wang, W.; Weyand, T.; Andreetto, M.; and Adam, H. 2017. Mobilenets: Efficient convolutional neural networks for mobile vision applications. *arXiv preprint arXiv:1704.04861*.
- Ioffe, S.; and Szegedy, C. 2015. Batch normalization: Accelerating deep network training by reducing internal covariate shift. *arXiv preprint arXiv:1502.03167*.
- Khosla, P.; Teterwak, P.; Wang, C.; Sarna, A.; Tian, Y.; Isola, P.; Maschinot, A.; Liu, C.; and Krishnan, D. 2020. Supervised contrastive learning. *arXiv preprint arXiv:2004.11362*.
- Kim, J.; Park, S.; and Kwak, N. 2018. Paraphrasing complex network: Network compression via factor transfer. In *Advances in neural information processing systems*, 2760–2769.
- Kornblith, S.; Norouzi, M.; Lee, H.; and Hinton, G. 2019. Similarity of Neural Network Representations Revisited. In *Proceedings of the 36th International Conference on Machine Learning*, volume 97, 3519–3529. PMLR.
- Krizhevsky, A.; Hinton, G.; et al. 2009. Learning multiple layers of features from tiny images.
- Nair, V.; and Hinton, G. E. 2010. Rectified linear units improve restricted boltzmann machines. In *ICML*.
- Oord, A. v. d.; Li, Y.; and Vinyals, O. 2018. Representation learning with contrastive predictive coding. *arXiv preprint arXiv:1807.03748*.
- Park, W.; Kim, D.; Lu, Y.; and Cho, M. 2019. Relational knowledge distillation. In *Proceedings of the IEEE Conference on Computer Vision and Pattern Recognition*, 3967–3976.
- Romero, A.; Ballas, N.; Kahou, S. E.; Chassang, A.; Gatta, C.; and Bengio, Y. 2014. Fitnets: Hints for thin deep nets. *arXiv preprint arXiv:1412.6550*.
- Simonyan, K.; and Zisserman, A. 2014. Very deep convolutional networks for large-scale image recognition. *arXiv preprint arXiv:1409.1556*.

- Tian, Y.; Krishnan, D.; and Isola, P. 2019. Contrastive representation distillation. *arXiv preprint arXiv:1910.10699* .
- Tung, F.; and Mori, G. 2019. Similarity-preserving knowledge distillation. In *Proceedings of the IEEE International Conference on Computer Vision*, 1365–1374.
- Wu, Z.; Xiong, Y.; Yu, S. X.; and Lin, D. 2018. Unsupervised feature learning via non-parametric instance discrimination. In *Proceedings of the IEEE Conference on Computer Vision and Pattern Recognition*, 3733–3742.
- Xu, G.; Liu, Z.; Li, X.; and Loy, C. C. 2020. Knowledge Distillation Meets Self-Supervision. *arXiv preprint arXiv:2006.07114* .
- Yim, J.; Joo, D.; Bae, J.; and Kim, J. 2017. A gift from knowledge distillation: Fast optimization, network minimization and transfer learning. In *Proceedings of the IEEE Conference on Computer Vision and Pattern Recognition*, 4133–4141.
- Zagoruyko, S.; and Komodakis, N. 2016a. Paying more attention to attention: Improving the performance of convolutional neural networks via attention transfer. *arXiv preprint arXiv:1612.03928* .
- Zagoruyko, S.; and Komodakis, N. 2016b. Wide residual networks. *arXiv preprint arXiv:1605.07146* .
- Zhang, X.; Zhou, X.; Lin, M.; and Sun, J. 2018. Shufflenet: An extremely efficient convolutional neural network for mobile devices. In *Proceedings of the IEEE conference on computer vision and pattern recognition*, 6848–6856.
- Zhang, Z.; and Sabuncu, M. 2018. Generalized cross entropy loss for training deep neural networks with noisy labels. In *Advances in neural information processing systems*, 8778–8788.