

LEVY AND THURSTON OBSTRUCTIONS OF FINITE SUBDIVISION RULES

INSUNG PARK

ABSTRACT. For a post-critically finite branched covering of the sphere that is a subdivision map of a finite subdivision rule, we define non-expanding spines which determine the existence of a Levy cycle in a non-exhaustive semi-decidable algorithm. Especially when a finite subdivision rule has polynomial growth of edge subdivisions, the algorithm terminates very quickly, and the existence of a Levy cycle is equivalent to the existence of a Thurston obstruction. In order to show the equivalence between Levy and Thurston obstructions, we generalize the arcs intersecting obstruction theorem by Pilgrim and Tan to a graph intersecting obstruction theorem. As a corollary, we prove that for a pair of post-critically finite polynomials, if at least one polynomial has core entropy zero, then their mating has a Levy cycle if and only if the mating has a Thurston obstruction.

CONTENTS

1. Introduction	1
2. Monotonicity of lengths under subdivisions	5
3. Finite subdivision rules	7
4. Directed graphs defined from finite subdivision rules	8
5. Non-expanding spines	12
6. Algebraic aspects of Levy cycles	16
7. Graph intersecting obstruction	25
8. Finite subdivision rules with polynomial growth of edge subdivisions	28
9. Examples	30
References	34

1. INTRODUCTION

Obstructions for topological objects to have geometric structures are important subjects of study in topology and geometry. For example, the Geometrization Theorem is about topological obstructions for a 3-manifold to have one out of eight geometries. W.Thurston, who conjectured and proved a large part of the Geometrization Theorem, also proved a Geometrization Theorem, named *Thurston's characterization*, in complex dynamics. He found obstructions, called *Thurston obstructions*, for a post-critically finite branched covering of the 2-sphere to be isotopic to a rational map [DH93]. Levy cycles were introduced at first as simple cases of Thurston obstructions in the study of the mating problem [Lev85],[Tan92]. Recently, it turned out that a Levy cycle itself is an obstruction for a post-critically finite branched covering to be isotopic to an expanding dynamical system [BD18]. Therefore it is important to determine the existence of a Levy cycle as well as a Thurston obstruction

for post-critically finite branched coverings. In this paper, we investigate a new method to detect the existence of a Levy cycle for a broad family of branched coverings, called subdivision maps of finite subdivision rules.

A continuous map $f : S^2 \rightarrow S^2$ is a *topological branched covering* if it locally looks like $z \mapsto z^d$ for some integer $d > 0$. A point $x \in S^2$ is a *critical point* if f is not locally injective at x . The collection of the critical points Ω_f is the *critical set* of f and its forward orbit $P_f := \bigcup_{k=1}^{\infty} f^{\circ k}(\Omega_f)$ is the *post-critical set*. If P_f is finite, f is a *post-critically finite* branched covering, or simply a *Thurston map*. A *marked Thurston map*, is a map $f : (S^2, A) \hookrightarrow (S^2, A)$ such that $A \supset P_f$, $|A| < \infty$, and $f(A) \subset A$. Every element $a \in A$ is called a *marked point* and A is called the *set of marked points* of $f : (S^2, A) \hookrightarrow (S^2, A)$. When the set of marked points A is understood, we simply call it a Thurston map too. Two marked Thurston maps $f : (S^2, A) \hookrightarrow (S^2, A)$ and $g : (S^2, B) \hookrightarrow (S^2, B)$ are *combinatorially equivalent* (by ϕ_0 and ϕ_1) if there exist homeomorphisms $\phi_0, \phi_1 : (S^2, A) \rightarrow (S^2, B)$ such that $\phi_0(A) = \phi_1(A) = B$ and ϕ_1 is homotopic relative to A to ϕ_0 and the following diagram commutes.

$$\begin{array}{ccc} (S^2, P_f) & \xrightarrow{\phi_0} & (S^2, P_g) \\ \downarrow f & & \downarrow g \\ (S^2, P_f) & \xrightarrow{\phi_1} & (S^2, P_g) \end{array}$$

A Thurston map which is not doubly covered by a torus endomorphism is combinatorially equivalent to a post-critically finite rational map if and only if it does not have a Thurston obstruction [DH93], see Section 7.2.

Definition 1.1 (Levy cycle). A *Levy cycle*, or a *Levy obstruction*, of a marked Thurston map $f : (S^2, A) \hookrightarrow (S^2, A)$ is a collection of simple closed curves $\{\gamma_1, \gamma_2, \dots, \gamma_n\}$ that are essential relative to A with the following property: For each $1 \leq i \leq n$ there is a connected component γ'_i of $f^{-1}(\gamma_i)$ which is isotopic to γ_{i+1} relative to A . and $f|_{\gamma'_i} : \gamma'_i \rightarrow \gamma_i$ is a homeomorphism.

Since a Levy cycle is a homeomorphically periodic cycle, a Thurston map cannot be expanding along a Levy cycle. Schwartz lemma implies that every post-critically finite rational map $g : (\hat{\mathbb{C}}, P_g) \hookrightarrow (\hat{\mathbb{C}}, P_g)$ is expanding with respect to the conformal metric on $\hat{\mathbb{C}} \setminus P_g$, except for a few cases. Therefore, Levy cycle is an example of Thurston obstruction. Shishikura and Tan found an example of mating of cubic polynomials that has a Thurston obstruction but does not have a Levy cycle [ST00]. Although Shishikura and Tan's example is not conjugate to a rational map, it has an expanding metric and many objects in the study of rational maps, such as Julia sets, are still well defined. These Thurston maps are called *Böttcher expanding maps*, see [BD18] for Böttcher expanding maps. Rational maps are Böttcher expanding maps by Schwartz lemma. Recently, it was shown that a Thurston map, which is not doubly covered by a torus endomorphism, is combinatorially equivalent to a Böttcher expanding map if and only if it does not have a Levy cycle [BD18]. Therefore, Thurston and Levy obstructions can be viewed as obstructions for conformal structure and expanding dynamics on Thurston maps, respectively.

There are analogues between surface diffeomorphisms and branched coverings of the sphere. Pseudo-Anosov maps are geometric in a sense that they are affine maps expanding along one dimension and contracting along the other one dimension with respect to appropriate coned Euclidean structures; rational maps are conformal geometric and Böttcher expanding maps are metric geometrically defined. In a pseudo-Anosov mapping class, there is a unique

pseudo-Anosov map up to conjugation; in an isotopy class of Thurston maps, a rational map or a Böttcher expanding map is unique up to conjugation if exists [DH93],[BD18]. For non-periodic mapping classes, reducing multicurves are obstructions to pseudo-Anosov mapping classes; Thurston obstructions and Levy cycles are also multicurves, which are obstructions to being isotopic to rational maps and Böttcher expanding maps respectively.

In spite of this analogy, however, algorithms to determine the existence of obstructions for branched coverings of the sphere are relatively less studied compared with surface diffeomorphisms. Let us review some results on algorithms about branched coverings of the sphere. Exhaustive searches for Levy cycles or Thurston obstructions are decidable [BBY12],[BD18]. For topological polynomials, a non-exhaustive algorithm, that finds either Levy cycles if exist or Hubbard trees otherwise, was developed in [BLMW19]. D.Thurston's positive characterization also gives a non-exhaustive algorithm to detect both Levy cycles and Thurston obstructions for hyperbolic post-critically finite branched coverings [Thu20]. Although these algorithms work efficiently for many examples in practice, no theoretical upper bound of the complexity is known for any of these algorithms. An upper bound for the computational complexity was studied for nearly Euclidean Thurston maps in [FPP18a]. Poirier proved that an abstract Hubbard tree H is a Hubbard tree of a polynomial if and only if H is expanding [Poi10]. This gives an efficient algorithm to check whether a Thurston obstruction (equivalently a Levy cycle in this case) exists, and one can easily find an upper bound for the complexity of this algorithm, though it is not stated in [Poi10]. In this paper, Theorem 5.6 provides a new non-exhaustive algorithm to detect Levy cycles when Thurston maps are given as subdivision maps of finite subdivision rules. When edges have polynomial growth of subdivisions, Theorem 8.6 implies that this algorithm terminates very quickly, and the complexity is polynomial about the number of cells. But we do not compute the complexity in this paper.

A *finite subdivision rule* \mathcal{R} consists of a partition $S_{\mathcal{R}}$ of S^2 into polygons and its subdivision $\mathcal{R}(S_{\mathcal{R}})$ such that a subdivision map $f : \mathcal{R}(S_{\mathcal{R}}) \rightarrow S_{\mathcal{R}}$ is homeomorphic on each open cell, see Figure 1 for an example and Section 3 for a precise definition. One can also see a finite subdivision rule as a sort of Markov partition. Because $P_f \subset \text{Vert}(S_{\mathcal{R}})$, the subdivision map is a Thurston map. By iterating subdivisions, we have a further subdivision $\mathcal{R}^n(S_{\mathcal{R}})$ and $f^n : \mathcal{R}^n(S_{\mathcal{R}}) \rightarrow S_{\mathcal{R}}$ for each $n \in \mathbb{N}$. It is a conjecture that what Thurston maps are isotopic to subdivision maps of finite subdivision rules. See Section 3.1 for a list of Thurston maps that can be represented as subdivision maps. To detect a Levy cycle, we define a *level- n non-expanding spine* N_n for each $n \geq 0$ that is a graph encoding non-expanding parts of $\mathcal{R}^n(S_{\mathcal{R}})$, see Section 5. For a finite set $A \subset S^2$, a *peripheral loop of A* is the boundary of a closed disk D where $D \cap A$ is a single point. A graph $G \subset S^2 \setminus A$ is *essential relative to A* if there is a connected component of G which is neither homotopically trivial in $S^2 \setminus A$ nor homotopically equivalent to a peripheral loop of $S^2 \setminus A$.

Theorem 5.6. *Let \mathcal{R} be a finite subdivision rule and f be its subdivision map which is not a doubly covered by a torus endomorphism. Let A be a subset of $\text{Vert}(S_{\mathcal{R}})$ containing P_f and $f(A)$. Then the marked Thurston map $f : (S^2, A) \curvearrowright$ has a Levy-cycle if and only if the level- n non-expanding spine N_n is essential relative to A for every $n \geq 0$.*

To show the sufficiency of Theorem 5.6 in Section 6, we use notions of contracting self-similar groups and small cancellation theory.

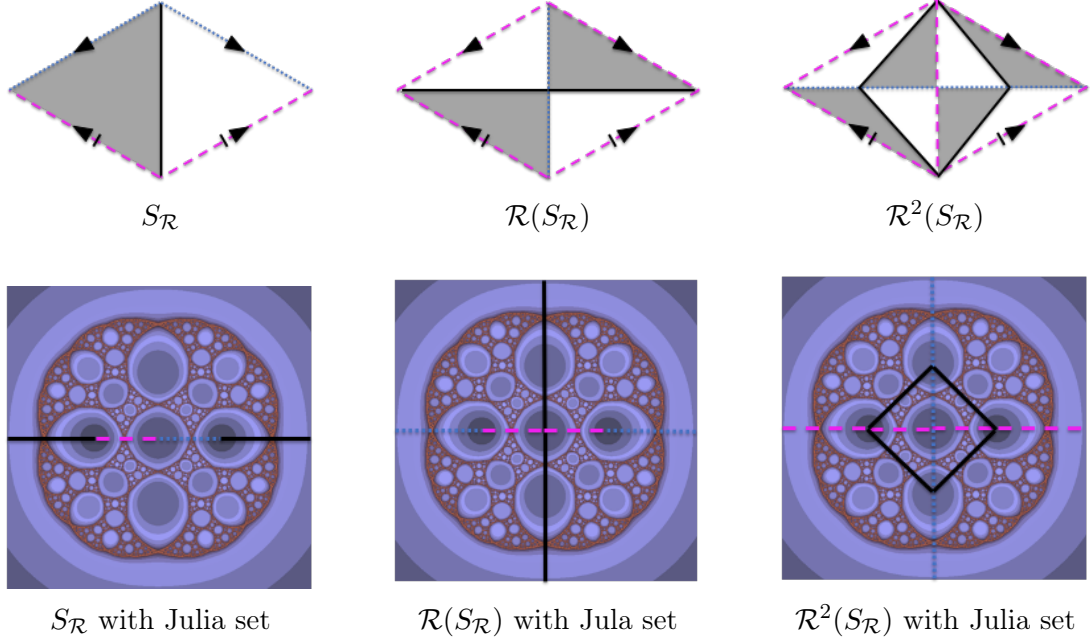


FIGURE 1. A finite subdivision rule of $z \mapsto \frac{z^2-1}{z^2+1}$. The sphere is decomposed into two triangles in $S_{\mathcal{R}}$. Each triangle subdivides into two triangles under the subdivision \mathcal{R} . The subdivision map $f : \mathcal{R}(S_{\mathcal{R}}) \rightarrow S_{\mathcal{R}}$ sends each shaded or unshaded triangle in $\mathcal{R}(S_{\mathcal{R}})$ to the shaded or unshaded triangle in $S_{\mathcal{R}}$ respectively.

Theorem 5.6 improves [BD18, Algorithm 5.5] by replacing the exhaustive semi-decidable search for nuclei of orbisphere bisets by checking the non-expanding spine if it is essential at every level, which terminates in finite time if there is no Levy cycle. There is an example showing that an arbitrarily higher level of non-expanding spine is required to be checked, see Proposition 9.9 in Section 9.3.

Question 1.2. *Is there a function $U : \mathbb{Z}_+ \rightarrow \mathbb{Z}_+$ such that $f : (S^2, A) \curvearrowright$ has a Levy cycle if and only if N_n is essential relative to A for every $n < U(k)$ where k is the number of tiles in \mathcal{R} ?*

We will see that the growth of the subdivision of an edge is either exponential or polynomial in Theorem 4.4 and Proposition 8.2. If every edge has polynomial growth of subdivisions, then the level- n non-expanding spines N_n are independent of $n \geq 0$. Hence the existence of a Levy cycle is decidable very quickly.

Theorem 8.6. *Let \mathcal{R} be a finite subdivision rule with polynomial growth of edge subdivisions and f be its subdivision map which is not doubly covered by a torus endomorphism. Let A be a subset of $\text{Vert}(S_{\mathcal{R}})$ containing $f(A)$ and P_f . Then the followings are equivalent.*

- (1) *The marked Thurston map $f : (S^2, A) \curvearrowright$ does not have a Levy cycle.*
- (2) *The level-0 non-expanding spine N_0 is essential relative to A .*
- (3) *The marked Thurston map $f : (S^2, A) \curvearrowright$ is combinatorially equivalent to a unique rational map up to conjugation by Möbius transformations.*

Another important implication of Theorem 8.6 is the equivalence between the existence of a Levy cycle and the existence of a Thurston obstruction. As explained earlier, there are

Thurston maps which do not have a Levy cycle but have a Thurston obstruction [ST00]. For some families of Thurston maps, e.g., post-critically finite topological polynomials or Thurston maps of degree 2, the existence of a Thurston obstruction implies the existence of a Levy cycle, by Levy, Rees, Tan, and Berstein [Tan92], [Hub16]. We add two new families of Thurston maps to this list: subdivision maps with polynomial growth of edge subdivisions (Theorem 8.6) and matings of polynomials, one of which has core entropy zero (Corollary 7.10).

Corollary 7.10. *Let f and g be post-critically finite hyperbolic (resp. possibly non-hyperbolic) polynomials such that at least one of f and g has core entropy zero. Then f and g are mateable if and only if the formal mating (resp. degenerate mating) does not have a Levy cycle.*

The equivalence between the existence of a Levy cycle and of a Thurston obstruction follows from the *graph intersecting obstruction theorem*, which is a generalization of the *arcs intersecting obstruction theorem* by Pilgrim and Tan [PT98a]. Here, h_{top} indicates the topological entropy.

Theorem 7.8 (Graph intersecting obstruction). *Let $f : (S^2, A) \curvearrowright$ be a marked Thurston map and G be a forward invariant graph such that $h_{top}(f|_G) = 0$. Then every irreducible Thurston obstruction intersecting G is a Levy cycle.*

In Section 9, we define an orientation reversing finite subdivision rule with no edge subdivision from every 2-vertex-connected planar graph G . Then $f^2 : (S^2, \text{Vert}(G)) \curvearrowright$ and $f_\tau := \tau \circ f : (S^2, \text{Vert}(G)) \curvearrowright$ are Thurston maps, where τ is an orientation-reversing automorphism of G . Then we show in Theorem 9.4 that these maps do not have Levy cycles (or equivalently, Thurston obstructions) if and only if G is 3-edge-connected. While this paper was being written, Geyer published a paper [Gey20] showing that every critically fixed anti-holomorphic map is constructed in this way, where a theorem almost same as Theorem 9.4 is proved.

Acknowledgements. The author thanks Dylan Thurston and Kevin Pilgrim for helpful comments and discussions.

2. MONOTONICITY OF LENGTHS UNDER SUBDIVISIONS

In this section, we see combinatorial properties of CW-complex without dynamics. We follow some terminology defined in [FPP18b]. Let \mathcal{T} be a finite CW-complex structure on S^2 . A n -gon, or a *polygon* if n is not specified, is a 2-dimensional CW-complex structure on the closed 2-disc D^2 whose 1-skeleton consists of n edges on ∂D^2 . For every closed 2-cell t of \mathcal{T} , there is a polygon t and a characteristic map $\phi_t : \mathbf{t} \rightarrow \mathcal{T}$ such that ϕ_t is cell-wise homeomorphic and $\phi_t(\mathbf{t}) = t$.

Definition 2.1 (Band and its spine). A *band* of \mathcal{T} is a triple $(\mathbf{t}; \mathbf{e}_1, \mathbf{e}_2)$, where \mathbf{t} is a polygon, \mathbf{e}_1 and \mathbf{e}_2 are different edges of \mathbf{t} , and $\phi_t : \mathbf{t} \rightarrow \mathcal{T}$ be a cell-wise homeomorphic characteristic map. Denote by t, e_1 , and e_2 the ϕ_t -images of \mathbf{t}, \mathbf{e}_1 , and \mathbf{e}_2 , respectively. The *spine* of $(\mathbf{t}; \mathbf{e}_1, \mathbf{e}_2)$ is the homotopy class (or ambiguously a representative of the class) of curves which are properly embedded into t with endpoints on the interiors of e_1 and e_2 . The edges e_1 and e_2 , possibly the same, are called the *sides* of $(\mathbf{t}; \mathbf{e}_1, \mathbf{e}_2)$.

Remark 2.2. We use \mathbf{t}, \mathbf{e}_1 , and \mathbf{e}_2 instead of t, e_1 , and e_2 to distinguish \mathbf{e}_1 and \mathbf{e}_2 when they are identified in \mathcal{T} , i.e., $e_1 = e_2$.

Any curve $\gamma \subset S^2 \setminus \mathcal{T}^{(0)}$ transverse to $\mathcal{T}^{(1)}$ is the concatenation of consecutive curves $\gamma_1, \gamma_2, \dots, \gamma_k$ such that each γ_i is a maximal connected component embedded in a closed 2-cell. We always assume that if γ is not closed then its endpoints are in open 2-cells. The set $\{\gamma_1, \dots, \gamma_k\}$ is the \mathcal{T} -decomposition of γ and each curve γ_i is a \mathcal{T} -segment of γ . If γ is not closed, γ_1 and γ_k are *outer \mathcal{T} -segments* and $\gamma_2, \dots, \gamma_{k-1}$ are *inner \mathcal{T} -segments*. If γ is closed, all segments are inner segments. A curve γ is \mathcal{T} -taut if every inner \mathcal{T} -segment is the spine of a band, i.e., it cannot be pushed away from the 2-cell it is contained by an isotopy relative to $\mathcal{T}^{(0)}$.

Definition 2.3. Two taut curves in $S^2 \setminus \mathcal{T}^{(0)}$ are *combinatorially equivalent relative to \mathcal{T}* if their inner \mathcal{T} -segments consist of the same spines of bands in the same order, up to cyclic reordering if they are closed curves.

Define the \mathcal{T} -length of γ , denoted by $l_{\mathcal{T}}(\gamma)$, to be the number of intersection points between γ and $\mathcal{T}^{(1)}$. It is also same as the number of \mathcal{T} -segments (resp. the number of \mathcal{T} -segments minus one) if γ is closed (resp. non-closed). The following criterion is straightforward from the bigon criterion [FM12].

Proposition 2.4. *Let γ be a curve in $S^2 \setminus \mathcal{T}^{(0)}$ transverse to $\mathcal{T}^{(1)}$. Then $l_{\mathcal{T}}(\gamma)$ is minimized in its homotopy class within $S^2 \setminus \mathcal{T}^{(0)}$, relative to endpoints if γ is not closed, if and only if γ is taut. Moreover, in the homotopy class, the taut curve is unique up to combinatorially equivalence relative to \mathcal{T} .*

The following lemma is immediate.

Lemma 2.5. *For every $l > 0$, there are only finitely many simple closed curves δ in $S^2 \setminus \mathcal{T}^{(0)}$ with $l_{\mathcal{T}}(\delta) < l$ up to combinatorial equivalence relative to \mathcal{T} .*

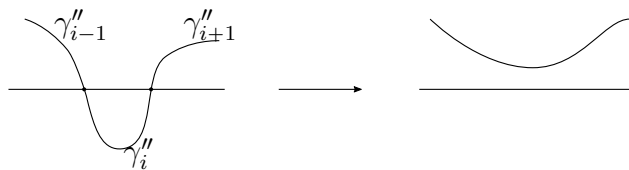
Definition 2.6 (Subbands). Assume \mathcal{T}' is a finite CW-complex structure on S^2 which is a subdivision of \mathcal{T} . Let t and t' be closed 2-cells of \mathcal{T} and \mathcal{T}' respectively such that $t' \subset t$. Let \mathbf{t} and \mathbf{t}' be polygons which are domains of their characteristic maps $\phi_t : \mathbf{t} \rightarrow t$ and $\phi_{t'} : \mathbf{t}' \rightarrow t'$. The subdivision can be pulled back to \mathbf{t} via ϕ_t such that \mathbf{t}' is identified as a subtile of \mathbf{t} . Let $(\mathbf{e}_1, \mathbf{e}_2)$ and $(\mathbf{e}'_1, \mathbf{e}'_2)$ be pairs of boundary 1-cells of \mathbf{t} and \mathbf{t}' respectively. A band $(\mathbf{t}'; \mathbf{e}'_1, \mathbf{e}'_2)$ is a *subband* of $(\mathbf{t}; \mathbf{e}_1, \mathbf{e}_2)$ if $\mathbf{t}' \subset \mathbf{t}$ and $\mathbf{e}'_i \subset \mathbf{e}_i$ for $i = 1, 2$.

Proposition 2.7 (Monotonicity of lengths under refinements of CW-complexes). *Let \mathcal{T} and \mathcal{T}' be finite CW-complexes of the 2-sphere S^2 such that \mathcal{T}' is a subdivision of \mathcal{T} . Let γ be a \mathcal{T} -taut curve and γ' be a \mathcal{T}' -taut curve such that γ and γ' are combinatorially equivalent relative to \mathcal{T} . Then*

$$l_{\mathcal{T}}(\gamma) \leq l_{\mathcal{T}'}(\gamma').$$

Let $\gamma_1, \dots, \gamma_k$ be the inner \mathcal{T} -segments of γ and $\gamma'_1, \dots, \gamma'_{k'}$ be the inner \mathcal{T}' -segments of γ' . The above inequality is an equality if and only if, after properly reordering indices, γ_i is a spine of $(\mathbf{t}_i, \mathbf{e}_{i_1}, \mathbf{e}_{i_2})$ and γ'_i is a spine of $(\mathbf{t}'_i, \mathbf{e}'_{i_1}, \mathbf{e}'_{i_2})$ such that $(\mathbf{t}'_i, \mathbf{e}'_{i_1}, \mathbf{e}'_{i_2})$ is a subband of $(\mathbf{t}_i, \mathbf{e}_{i_1}, \mathbf{e}_{i_2})$ for any $1 \leq i \leq k = k'$

Proof. Take unions of consecutive γ'_i 's to get $\delta_1, \dots, \delta_l$ such that each δ_j is a \mathcal{T} -segment of γ' . If endpoints of δ_i are on the same edge of \mathcal{T} as below, then remove it by an isotopy pushing δ_i away from the 2-cell that it was contained so as to make $\delta_{i-1} \cup \delta_i \cup \delta_{i+1}$ be properly embedded into the 2-cell where the subcurves δ_{i-1} and δ_{i+1} were properly embedded as shown below.



Repeating this reduction, we obtain a \mathcal{T} -taut curve $\bar{\gamma}$ homotopic to γ . Let $\bar{\gamma}_1, \dots, \bar{\gamma}_m$ be its subcurves with respect to \mathcal{T} and $\bar{\gamma}_i$ be properly embedded into a band $(\bar{\mathbf{t}}_i, \bar{\mathbf{e}}_{i,1}, \bar{\mathbf{e}}_{i,2})$. Since taut curves are unique up to combinatorial equivalence, after reordering indices, we have $k = l$ and $(\bar{\mathbf{t}}_i, \bar{\mathbf{e}}_{i,1}, \bar{\mathbf{e}}_{i,2}) = (\mathbf{t}_i, \mathbf{e}_{i,1}, \mathbf{e}_{i,2})$. So $k = m \leq l \leq k'$ and the equality condition follows from $\gamma' = \bar{\gamma}$ in the above argument. \square

3. FINITE SUBDIVISION RULES

A finite subdivision rule \mathcal{R} consists of the following:

- (1) a *subdivision complex* $S_{\mathcal{R}}$ which is a 2-dimensional finite CW-complex such that the underlying space is the union of its closed 2-cells, i.e., every 0 or 1-cell is on the boundary of a 2-cell,
- (2) a *subdivision* $\mathcal{R}(S_{\mathcal{R}})$ of $S_{\mathcal{R}}$, that is a CW-complex whose every open cell is contained in an open cell of $S_{\mathcal{R}}$, and
- (3) a *subdivision map* $f : \mathcal{R}(S_{\mathcal{R}}) \rightarrow S_{\mathcal{R}}$ which is continuous and *cell-wise homeomorphic*, i.e. its restriction to each open cell is a homeomorphism onto an open cell.

We say that \mathcal{R} is *orientation-preserving* if every 2-cell can be oriented in such a way that f preserves the orientation. Similarly, \mathcal{R} is *orientation-reversing* if f reverses the orientation. For any closed 2-cell t of $S_{\mathcal{R}}$, there exist a n -gon \mathbf{t} and the characteristic map $\phi_{\mathbf{t}} : \mathbf{t} \rightarrow t$ is cell-wise homeomorphic. The CW-complex \mathbf{t} is called the *tile type* of the closed 2-cell t . Similarly, for a characteristic map of a 1-cell $\phi_{\mathbf{e}} : \mathbf{e} \rightarrow e$, \mathbf{e} is the *edge type* of a closed 1-cell e . A 2-dimensional CW-complex X is an \mathcal{R} -*complex* if it is the union of its closed 2-cells and there is a continuous and cell-wise homeomorphism $g : X \rightarrow S_{\mathcal{R}}$. There exists a unique subdivision $\mathcal{R}(X)$ of X such that $g : \mathcal{R}(X) \rightarrow \mathcal{R}(S_{\mathcal{R}})$ is cell-wise homeomorphic. Since $\mathcal{R}(X)$ with $f \circ g : \mathcal{R}(X) \rightarrow S_{\mathcal{R}}$ is also an \mathcal{R} -complex, there exists a unique subdivision $\mathcal{R}^2(X)$ of $\mathcal{R}(X)$ such that $g : \mathcal{R}^2(X) \rightarrow \mathcal{R}(S_{\mathcal{R}})$ is cell-wise homeomorphism. This way, for each positive integer n there is an iterated subdivision $\mathcal{R}^n(X)$ of X and a cell-wise homeomorphism $f^n \circ g : \mathcal{R}^n(X) \rightarrow S_{\mathcal{R}}$. For example, $S_{\mathcal{R}}$ itself and any tile type \mathbf{t} are \mathcal{R} -complexes, so for any $n \in \mathbb{N}$ their *level- n subdivisions* $\mathcal{R}^n(S_{\mathcal{R}})$ and $\mathcal{R}^n(\mathbf{t})$ are defined. For any edge type \mathbf{e} , its level- n subdivision $\mathcal{R}^n(\mathbf{e})$ is also similarly defined. We call a closed 2-cell (resp. a closed 1-cell, a 0-cell) a *tile* (resp. an *edge*, a *vertex*) of a 2-dimensional complex. Every level-0 tile or edge is also a \mathcal{R} -complex. See [CFP01] for more details on finite subdivision rules.

Remark 3.1. Unlike other articles on finite subdivision rules, every tile type is not assumed to have at least three vertices in this paper. This modification allows the graphs in Theorem 9.4 to have bigon faces, see Example 9.8.

Throughout this paper, we assume $S_{\mathcal{R}}$ is homeomorphic to the 2-sphere S^2 . Considering $\mathcal{R}(S_{\mathcal{R}})$ and $S_{\mathcal{R}}$ as different complexes on the same underlying 2-sphere, we may think of the subdivision map $f : \mathcal{R}(S_{\mathcal{R}}) \rightarrow S_{\mathcal{R}}$ as a topological branched self covering of S^2 . Since Ω_f is a subset of the set of vertices of $S_{\mathcal{R}}$, f is post-critically finite.

3.1. Thurston maps represented as subdivision maps. If f is a subdivision map, then the 1-skeleton $S_{\mathcal{R}}^{(1)}$ is a graph such that (1) it contains P_f , (2) it is connected, and (3) it is forward invariant under f . Conversely, if there is a graph satisfying the three conditions, then it defines a finite subdivision rule too. Below is a list of some known results for the existence of such forward invariant graphs.

- Spiders of polynomials [HS94].
- Hubbard trees can be augmented to be invariant trees [ST19].
- Jordan curves [BM17] and Trees [Hlu17] of expanding Thurston maps.
- Critically fixed rational maps [CGN⁺15],[Hlu19].
- Jordan curves [GHMZ18] and trees [Hlu17] of Sierpinsky Carpet rational map.
- Extended Newton graphs for post-critically finite Newton maps [LMS15].
- A sufficiently large iterate f^n of any Thurston map f without a Levy cycle [FPP20].

There are Thurston maps which (and whose any iterate) cannot be represented as subdivision maps [FPP20, Section 4].

3.2. Combinatorial properties of \mathcal{R} and Levy and Thurston obstructions. A finite subdivision rule \mathcal{R} is *edge-separating* if for every tile type \mathbf{t} and a pair of its disjoint closed edges \mathbf{e} and \mathbf{e}' , there exists a positive integer n such that no subtile of \mathbf{t} in $\mathcal{R}^n(\mathbf{t})$ contains both a subedge of \mathbf{e} and a subedge of \mathbf{e}' . Similarly, \mathcal{R} is *vertex-separating* if for every tile type \mathbf{t} and a pair of its vertices v and w , there exists a positive integer n such that no subtile of \mathbf{t} in $\mathcal{R}^n(\mathbf{t})$ contains both v and w . These two is a (part of) sufficient condition for a subdivision map not having a Levy cycle (a Thurston obstruction.)

- If \mathcal{R} is vertex-separating and edge-separating, then f does not have a Levy cycle [FPP18b, Proposition 5.1]. There is a finite subdivision rule which is neither edge-separating nor vertex-separating but does not have a Levy cycle, see Example 3.2.
- If \mathcal{R} is vertex-separating, edge-separating and conformal, then f does not have a Thurston obstruction [CFKP03]. There is an example of finite subdivision rule which is not conformal but does not have a Thurston obstruction. See [CFKP03] for a definition of conformal finite subdivision rules and details on the example.

Example 3.2. The finite subdivision rule R given in Figure 2 is Example 5.3 of [FPP18b]. Its CW-complex $\mathcal{S}_{\mathcal{R}}$ of the 2-sphere consists of two square tiles. The edges of white and shaded tiles glued to form a pillowcase. Since the shaded tile does not subdivide, \mathcal{R} is neither edge-separating or vertex-separating. However, it easily follows from Theorem 5.6 that the subdivision map does not have a Levy cycle.

4. DIRECTED GRAPHS DEFINED FROM FINITE SUBDIVISION RULES

A directed graph is a useful tool to understand the dynamics of finite subdivision rules. In this section, we review basic notions of directed graphs and prove properties that we need in subsequent sections. Let G be a finite directed graph. A *path* is a sequence of edges (e_1, e_2, \dots, e_n) such that the terminal vertex of e_i is equal to the initial vertex of e_{i+1} . The initial vertex of e_1 is the *initial vertex of the path* and the terminal vertex of e_n is the *terminal vertex of the path*. If the initial and terminal vertices of a path γ are v and w , then we call γ a *path from v to w* . A *cycle* is a path whose initial and terminal vertices coincide. A vertex is *periodic* if it is contained in a cycle and *preperiodic* if it is not periodic but there is a path from the vertex to a periodic vertex. For a subset $W \subset \text{Vert}(G)$, the *subgraph generated by W* is the subgraph of G consisting of W and edges connecting vertices in W .

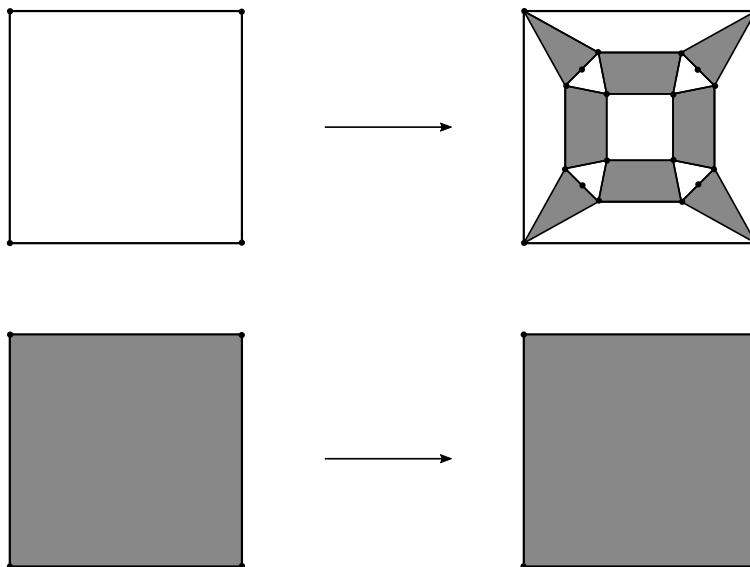


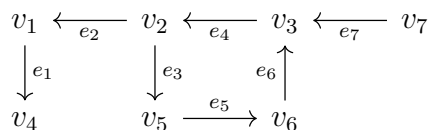
FIGURE 2. An example of expanding finite subdivision rule which is not neither edge-separating or vertex-separating.

Definition 4.1 (Partial ordering on $\text{Vert}(G)$). For $v, w \in \text{Vert}(G)$ we define an order $v \leq w$ if there is a path from v to w . This defines a partial ordering on $\text{Vert}(G)$. Write $v \simeq w$ if $v \leq w$ and $w \leq v$, or equivalently if v and w are contained in a cycle.

Definition 4.2 (Recurrent paths). For a periodic vertex $v \in \text{Vert}(G)$, a path γ from v is *recurrent* if there exists a path from the terminal vertex w of γ to v , i.e., $v \simeq w$.

The recurrent paths and the partial ordering play key roles throughout this paper.

Example 4.3. Assume we have a directed graph as below.



Vertices v_1 and v_4 are neither periodic or preperiodic; v_2, v_3, v_5 , and v_6 are periodic; v_7 is preperiodic. Starting from v_3 , the paths (e_4, e_3, e_5) and $(e_4, e_3, e_5, e_6, e_4, e_3)$ are recurrent, but the paths (e_4, e_2, e_1) and $(e_4, e_3, e_5, e_6, e_4, e_2)$ are not recurrent.

4.1. The growth rate of the number of paths. Two paths are *different* if their sequences of edges are different. Let $P(v, n)$ be the number of different paths of length exactly n starting from v . The following criterion on the growth rate of $P(v, n)$ is well-known. See [Sid00], [Ufn82].

Theorem 4.4. Let G be a directed graph and $v \in \text{Vert}(G)$.

- (1) If there exist two different cycles passing through v , then $P(v, n)$ grows exponentially.
- (2) If there exists $w \in \text{Vert}(G)$ such that there are two different cycles starting from w and a path from v to w , then $P(v, n)$ grows exponentially.
- (3) If v does not satisfy (1) or (2), then $P(v, n)$ grows polynomially. Moreover, if the maximum number of (disjoint) cycles that a path from v can intersect is $d + 1$, then the degree of the polynomial growth of $P(v, n)$ is d . When the maximum number of

cycles is zero, then $P(v, n) = 0$ for every sufficiently large n and we define the degree of polynomial growth to be -1 .

Proof. The number of paths of length $\leq n$ is counted in [Ufn82] and we slightly modify it. If two cycles of lengths p, q pass through v , then there are at least 2^n paths of length npq starting from v . This proves (1) and (2) is immediate from (1).

Assume that v does not satisfy (1) or (2). Let $W = \{w \in \text{Vert}(G) \mid v \leq w\}$. There exists totally ordered finite subsets W_1, \dots, W_k such that $v \in W_i$ for each i and $W = \cup_{i=1}^k W_i$. Then the subgraph G_i generated by W_i is isomorphic to the graph in Figure 3. Since every path from v is supported in some G_i , it suffices to show (3) when G is the graph in Figure 3.

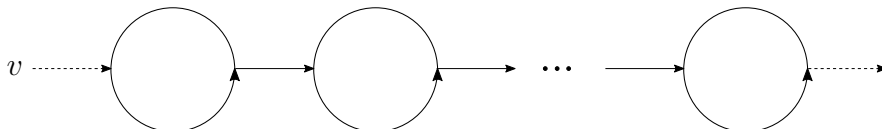


FIGURE 3. A graph with polynomial growth rate of $P(v, n)$. Any arrow indicates paths, any dotted arrow means it may not exist but if exists it indicates a path, and any circle indicates a cycle.

Assume G is a graph in Figure 3. Let it have $d + 1$ cycles of lengths p_1, p_2, \dots, p_{d+1} . Let p_M and p_m be the maximum and minimum of $\{p_1, \dots, p_d\}$ and K and L be the number of vertices and edges of G respectively. Let $X(n)$ be the set of d -tuples (n_1, \dots, n_d) of non-negative integers satisfying $n_1 + \dots + n_d \leq n$. The set $X(n)$ has $\binom{n+d}{d}$ elements.

Claim: For any $n \geq 1$, $P(v, p_m \cdot n)/K^2 \leq \binom{n+d}{d} \leq P(v, p_M \cdot n + L)$.

Proof of claim. For any n , define a map from $X(n)$ to the set of paths from v of length $M \cdot n + K$ by assigning to each (n_1, \dots, n_d) the path from v which goes around the i -th cycle n_i -times for $i \leq d$. Since this map is injective, $\binom{n+d}{d} \leq P(v, M \cdot n + K)$.

Similarly, define a map from the set of paths of length $p_m \cdot n$ to $X(n)$ by assigning the number of times that each path goes around the first d -cycles. Since all cycles are disjoint each other, two different paths of the same length cannot have the same initial and terminal vertices. It follows that the number of preimage of the map is less than K^2 . \square

As $\binom{n+d}{d}$ is a degree d polynomial in n , it follows from the claim that the growth rate of $P(v, n)$ is also a degree d polynomial. \square

4.2. Two directed graphs defined from finite subdivision rules. For $n \geq 0$, a *level- n tile, edge, or band* of \mathcal{R} is a tile, edge or band of $\mathcal{R}^n(S_{\mathcal{R}})$. See Definition 2.1 for definitions of bands and spines. There is a bijection between level-0 tiles (resp. edge) and tile types (resp. edge types); a level-0 tiles is the image of the tile type under the characteristic map.

Recall that we use bold fonts to indicate domains of characteristic maps. For $n > m$, a level- n tile t^n is a *subtile* of a level- m tile t^m if $t^n \subset t^m$. Let \mathbf{t} be a tile type and t be the corresponding level-0 tile. A level- n tile t^n is *of type* \mathbf{t} if $f^n(t^n) = t$. Subedges and their types are similarly defined. A *band type* is a level-0 band. For a band type $(\mathbf{t}; \mathbf{e}_1, \mathbf{e}_2)$, a level- n band $(\mathbf{t}^n; \mathbf{e}_1^n, \mathbf{e}_2^n)$ is *of type* $(\mathbf{t}; \mathbf{e}_1, \mathbf{e}_2)$ if the f^n -image of its spine is the spine of $(\mathbf{t}; \mathbf{e}_1, \mathbf{e}_2)$ (or, equivalently, if t^n is of type \mathbf{t} and e_i^n is of type \mathbf{e}_i for $i = 1, 2$ where $e_i^n = \phi_{t^n}(e_i^n)$ for the characteristic map $\phi_{t^n} : \mathbf{t}^n \rightarrow t^n$). For $n > m$, a level- n band $(\mathbf{t}^n; \mathbf{e}_1^n, \mathbf{e}_2^n)$ is a *subband* of a level- m band $(\mathbf{t}^m; \mathbf{e}_1^m, \mathbf{e}_2^m)$ if $t^n \subset t^m$ and $e_i^n \subset e_i^m$ for $i = 1, 2$. If $\deg(f) = d$, there are d^n level- n tiles, edges, and bands of the same type.

4.2.1. *Directed graphs of edge subdivisions.* Let \mathcal{E} be a directed graph such that $\text{Vert}(\mathcal{E})$ is the same as the set of level-0 edges. To avoid confusion, we denote by $[e]$ the vertex of \mathcal{E} corresponding to an edge e . A directed edge from $[e]$ to $[e']$ corresponds to a level-1 subedge of e of type \mathbf{e}' . We call \mathcal{E} the *directed graph of edge subdivision of \mathcal{R}* .

Proposition 4.5. *There is an 1-1 correspondence between the paths in \mathcal{E} of length n starting from $[e]$ and the level- n subedges of e . Thus, the number of level- n subedges is equal to $P_{\mathcal{E}}([e], n)$, the number of paths of length n starting from $[e]$.*

We define level-0 periodic edges and recurrent level- n subedges as follows.

- A level-0 edge e is *periodically (resp. preperiodically) subdividing*, or simply *periodic (resp. preperiodic)*, if $[e] \in \text{Vert}(\mathcal{E})$ is periodic (resp. preperiodic). Equivalently, e is periodic if and only if there exists a level- n subedge of e of type \mathbf{e} for some $n > 0$.
- A level- n edge e' is a *recurrent subedge* of e if it corresponds, by Proposition 4.5, to a recurrent path in \mathcal{E} which starts from $[e]$ and has length n , or equivalently if a further subdivision of e' contains a subedge of type \mathbf{e} . If \mathbf{e}' is the type of a recurrent subedge of e , then there is a cycle passing through both $[e']$ and $[e]$. Only periodic edges have recurrent subedges.

4.2.2. *Directed graphs of bands.* Let \mathcal{B} be a directed graph such that $\text{Vert}(\mathcal{B})$ is the set of level-0 bands $(\mathbf{t}; \mathbf{e}_1, \mathbf{e}_2)$. To avoid confusion, we use bracket $[(\mathbf{t}; \mathbf{e}_1, \mathbf{e}_2)]$ to denote vertices of \mathcal{B} . Every directed edge from $[(\mathbf{t}; \mathbf{e}_1, \mathbf{e}_2)]$ to $[(\mathbf{t}'; \mathbf{e}'_1, \mathbf{e}'_2)]$ corresponds to a level-1 subband of $(\mathbf{t}; \mathbf{e}_1, \mathbf{e}_2)$ of type $(\mathbf{t}'; \mathbf{e}'_1, \mathbf{e}'_2)$. We call \mathcal{B} the *directed graph of bands of \mathcal{R}* . The following proposition is an analogue to Proposition 4.5.

Proposition 4.6. *There is an 1-1 correspondence between the paths in \mathcal{B} of length n starting from $[(\mathbf{t}; \mathbf{e}_1, \mathbf{e}_2)]$ and the level- n subbands of $(\mathbf{t}; \mathbf{e}_1, \mathbf{e}_2)$.*

We define level-0 periodic bands and level- n recurrent subbands as we did for edges.

- A level-0 band $(\mathbf{t}; \mathbf{e}_1, \mathbf{e}_2)$ is *periodic (resp. preperiodic)*, if $[(\mathbf{t}; \mathbf{e}_1, \mathbf{e}_2)] \in \text{Vert}(\mathcal{B})$ is periodic (resp. preperiodic). Equivalently, $(\mathbf{t}; \mathbf{e}_1, \mathbf{e}_2)$ is periodic if and only if there exists a level- n band $(\mathbf{t}^n; \mathbf{e}_1^n, \mathbf{e}_2^n)$ of type $(\mathbf{t}; \mathbf{e}_1, \mathbf{e}_2)$ which is a subband of $(\mathbf{t}; \mathbf{e}_1, \mathbf{e}_2)$ for some $n > 0$.
- A level- n subband $(\mathbf{t}^n; \mathbf{e}_1^n, \mathbf{e}_2^n)$ of $(\mathbf{t}; \mathbf{e}_1, \mathbf{e}_2)$ is a *recurrent subband* of $(\mathbf{t}; \mathbf{e}_1, \mathbf{e}_2)$ if it corresponds, by Proposition 4.6, to a recurrent path of length n starting from $[(\mathbf{t}; \mathbf{e}_1, \mathbf{e}_2)]$, or, equivalently, if $(\mathbf{t}^n; \mathbf{e}_1^n, \mathbf{e}_2^n)$ is a subband of $(\mathbf{t}; \mathbf{e}_1, \mathbf{e}_2)$ and has a subband in its further subdivision which is also a subband of $(\mathbf{t}; \mathbf{e}_1, \mathbf{e}_2)$. Only periodic level-0 bands have recurrent subbands.

A continuous map between two directed graphs is a *graph homomorphism* if it sends vertices to vertices and edges to edges preserving directions. From a finite subdivision rule \mathcal{R} , we have defined two directed graphs \mathcal{E} and \mathcal{B} . There are natural graph homomorphisms $\iota, \tau : \mathcal{B} \rightarrow \mathcal{E}$ defined by $\iota([(t; e_1, e_2)]) = [e_1]$ and $\tau([(t; e_1, e_2)]) = [e_2]$. The next lemma follows from the fact that ι and τ are homomorphisms.

Lemma 4.7. *If $(\mathbf{t}; \mathbf{e}_1, \mathbf{e}_2)$ is a periodic level-0 band, then e_1 and e_2 are periodic edges. If $(\mathbf{t}; \mathbf{e}_1, \mathbf{e}_2)$ has a level- n recurrent subband, then the sides of the recurrent subband are level- n recurrent subedges of e_1 and e_2 .*

5. NON-EXPANDING SPINES

Definition 5.1 (Separating bands). A level-0 band $(\mathbf{t}; \mathbf{e}_1, \mathbf{e}_2)$ is *non-separating* if for every $n > 0$ there exists a level- n subband of $(\mathbf{t}; \mathbf{e}_1, \mathbf{e}_2)$. Otherwise, $(\mathbf{t}; \mathbf{e}_1, \mathbf{e}_2)$ is *separating*.

Roughly speaking, the existence of a levy cycle has to do with whether non-separating bands make a non-trivial cycle, but the following example shows that a more delicate argument is required.

Example 5.2. See Figure 4. The finite subdivision rule \mathcal{R} has two tile types: the white square \mathbf{t} and the shaded square \mathbf{t}' . The sides of same alphabet are glued. The alphabets also indicate edge types. Level-0 bands $(\mathbf{t}; B, D)$ and $(\mathbf{t}'; B, D)$ are non-separating. There exist level-1 subbands of $(\mathbf{t}; B, D)$ and $(\mathbf{t}'; B, D)$ which are of type $(\mathbf{t}; B, D)$. The union of spines of non-separating bands is a circle at level-0 but is a union of line segments at level-1. The union of spines of recurrent bands is a line segment at both level-0 and 1 (they are indeed level-0 and 1 non-expanding spines by Definition 5.4). By Theorem 5.6, this subdivision map does not have a Levy cycle.

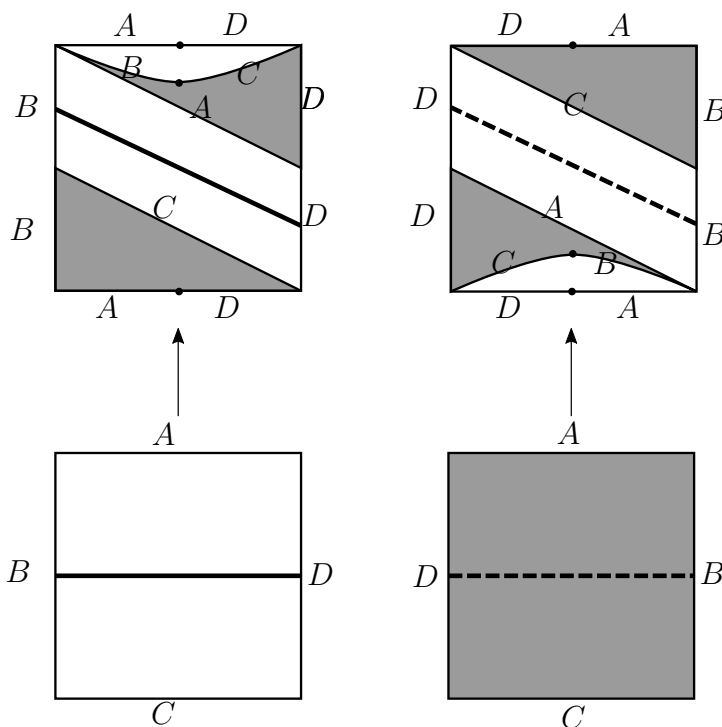


FIGURE 4. An expanding hyperbolic finite subdivision rule. The bold undotted line segments are spines of recurrent bands and the bold dotted line segments are spines of non-separating and non-recurrent bands.

Although it is an asymptotic property, the separating condition is decidable from the directed graph \mathcal{B} without iterating subdivisions. The next proposition is straightforward from the construction of \mathcal{B} .

Proposition 5.3. For a band $(\mathbf{t}; \mathbf{e}_1, \mathbf{e}_2)$ of $S_{\mathcal{R}}$ the followings are equivalent.

- (i) $(\mathbf{t}; \mathbf{e}_1, \mathbf{e}_2)$ is separating.

- (ii) $[(\mathbf{t}; \mathbf{e}_1, \mathbf{e}_2)]$ is not a periodic or preperiodic vertex of \mathcal{B} .
- (iii) There exist $n > 0$ such that $(\mathbf{t}; \mathbf{e}_1, \mathbf{e}_2)$ does not have any level- n subband.
- (iv) There exists $N \in \mathbb{N}$ such that for every $n \geq N$, the band $(\mathbf{t}; \mathbf{e}_1, \mathbf{e}_2)$ does not have any level- n subband.

Before stating a formal definition, let us see the motivation of a non-expanding spine. A Levy cycle is an obstruction for expanding dynamics, so it is supported in the union of spines of non-separating bands at level-0. Non-separating bands are periodic or preperiodic. Since Levy cycle is a periodic cycle (up to isotopy) of simple closed curves, it is natural to see only periodic bands at level-0 and recurrent subbands at higher levels. Roughly speaking, a level- n non-expanding spine is the union of spines of level- n recurrent subbands. This union might be complicated if a level- n tile contains many recurrent subbands. So we simplify the union of spines of recurrent subbands to define a non-expanding spine.

Let G be a graph and v be a vertex of G . The *degree of v* is the number of edges incident to v . If endpoints of an edge coincide, we count the edge twice when counting the number of incident edges. A *leaf* of a graph is a vertex of degree one.

Definition 5.4 (Non-expanding spine). Let \mathbf{t} be a tile type and $n \geq 0$. Define an equivalence relation on level- n subedges of $\partial\mathbf{t}$ as follows: two level- n subedges \mathbf{e} and \mathbf{e}' are equivalent if and only if there is a sequence $\mathbf{e} = \mathbf{e}_0, \mathbf{e}_1, \dots, \mathbf{e}_k = \mathbf{e}'$ of level- n edges of $\partial\mathbf{t}$ so that for every $0 \leq i \leq k-1$ there is a level- n recurrent subband whose sides are \mathbf{e}_i and \mathbf{e}_{i+1} . Equivalently, it is the transitive closure of the relation on level- n edges in $\partial\mathbf{t}$ defined by sides of recurrent subbands. Note that elements in the same equivalence class are edges of one level- n subtile t' of \mathbf{t} , but the equivalence class could be smaller than the collection of all edges in $t' \cap \partial\mathbf{t}$. When $n = 0$, any level-0 subedge of $\partial\mathbf{t}$ is an edge of $\partial\mathbf{t}$, and any level-0 subtile of \mathbf{t} is the tile type \mathbf{t} .

To each equivalence class with $k > 1$ elements, we assign a starlike tree embedded in \mathbf{t} with k leaves at the midpoints of level- n subedges in the equivalence class. It is easy to show that all these starlike trees of \mathbf{t} are embedded in \mathbf{t} disjointly except at leaves. The *level- n non-expanding spine of a tile type \mathbf{t}* is the union of all these starlike trees. Let $\phi_t : \mathbf{t} \rightarrow t$ be the characteristic map of a 2-cell t of $S_{\mathcal{R}}$. The level- n non-expanding spine of the level-0 tile t is ϕ_t -image of the level- n non-expanding spine of \mathbf{t} . The *level- n non-expanding spine N_n of \mathcal{R}* is a graph embedded in $S^2 \setminus \text{Vert}(S_{\mathcal{R}})$ defined as the union of level- n non-expanding spines of level-0 tiles in $S_{\mathcal{R}}$.

Let us see an example. Assume there is a hexagon tile type \mathbf{t} and it subdivides into four subtiles at level- n as in Figure 5. If all level- n bands whose sides are on $\partial\mathbf{t}$ are recurrent, then we have non-expanding spines as drawn by bold edges in Figure 5A. If the level- n band of the upper right triangle at level- n is not recurrent, then both non-expanding spines at level-0 and n consist of two tripods as in Figure 5B.

Remark 5.5. For a recurrent level- n subband $b_n = (\mathbf{t}^n; \mathbf{e}_1^n, \mathbf{e}_2^n)$ of a level-0 band $b_0 = (\mathbf{t}; \mathbf{e}_1, \mathbf{e}_2)$, the spine of b_n embeds into the level- n non-expanding spine of \mathbf{t} in a natural way. Thus we think of spines of level- n recurrent bands as subsets of the level- n non-expanding spine N_n . Then the non-expanding spine N_n is the union of spines of level- n recurrent bands.

Theorem 5.6. *Let \mathcal{R} be a finite subdivision rule and f be its subdivision map which is not doubly covered by a torus endomorphism. Let A be a subset of $\text{Vert}(S_{\mathcal{R}})$ containing P_f and*

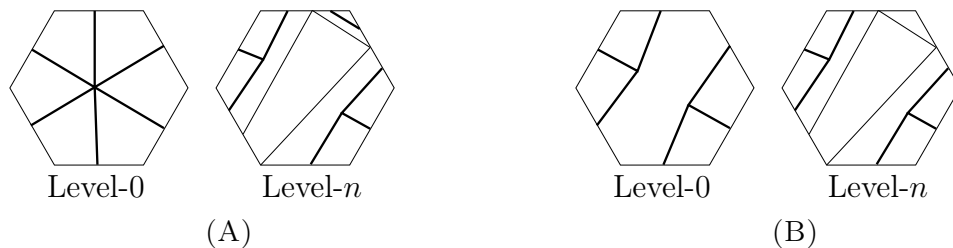


FIGURE 5

$f(A)$. Then the marked Thurston map $f : (S^2, A) \looparrowright$ has a Levy cycle if and only if the level- n non-expanding spine N_n is essential relative to A for every $n \geq 0$.

We prove the necessity, the “only if” direction, of Theorem 5.6 at the end of the section and the sufficiency, the “if” direction, in Section 6.4.

Example 5.7. See Figure 6. The upper two squares are level-0 tiles (or tile types). One tile is shaded and the other is not shaded. There are four level-0 edges (or edge types) A, B, C , and D . The lower two squares are subdivisions at level-1. The level-0 non-expanding spine N_0 is homotopic to a peripheral loop of a vertex. The level-1 non-expanding spine has two connected component such that one is homotopic to the same peripheral loop and the other is homotopically trivial in $S^2 \setminus S_{\mathcal{R}}^{(0)}$. By Theorem 5.6, the subdivision map does not have a Levy cycle. Later, we will show that the subdivision map also does not have a Thurston obstruction.

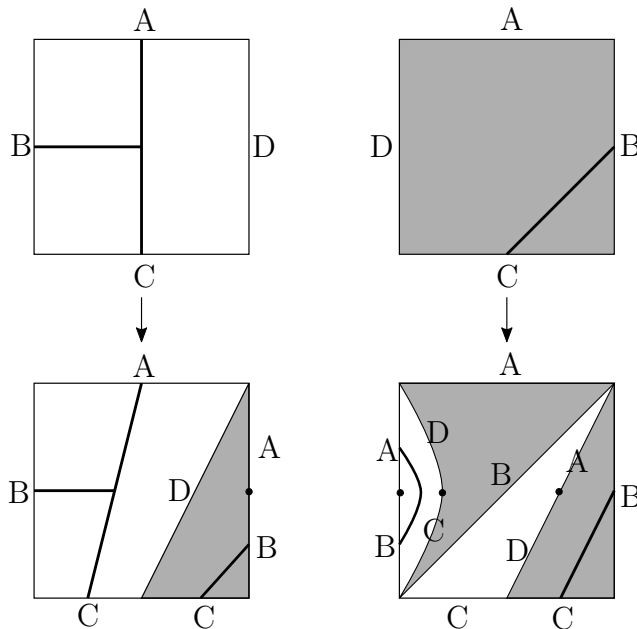


FIGURE 6. An example of level-0,1 non expanding spines. For each $n \geq 0$ the level- n non-expanding spine is non-essential.

Recall that given a CW-complex structure \mathcal{T} of 2-sphere we defined \mathcal{T} -decomposition, \mathcal{T} -segment, \mathcal{T} -taut, and \mathcal{T} -length of a curve for a CW-complex structure \mathcal{T} on S^2 in Section 2.

Definition 5.8 (Level- n properties of curves). For $n \geq 0$ let γ be a curve in $S^2 \setminus \mathcal{R}^n(S_{\mathcal{R}})^{(0)}$ transverse to $\mathcal{R}^n(S_{\mathcal{R}})^{(1)}$. The $\mathcal{R}^n(S_{\mathcal{R}})$ -decomposition and $\mathcal{R}^n(S_{\mathcal{R}})$ -segments of γ are called the *level- n decomposition* and *level- n segments* of γ . The $\mathcal{R}^n(S_{\mathcal{R}})$ -length of γ is the *level- n length* of γ and denoted by $l_n(\gamma)$. If γ is $\mathcal{R}^n(S_{\mathcal{R}})$ -taut, then we say that γ is *level- n taut* or γ is *taut at level- n* .

Let G be a graph and $\gamma : [0, 1] \rightarrow G$ be a curve in G . Then γ is *reduced* if it is locally injective. We say that two level- n bands $(\mathbf{t}^n; \mathbf{e}_1^n, \mathbf{e}_2^n)$ and $(\mathbf{t}^m; \mathbf{e}_1^m, \mathbf{e}_2^m)$ share a side e^n if $\phi_{t^n}(\mathbf{e}_i^n) = \phi_{t^m}(\mathbf{e}_j^m) = e^n$ for some $i, j \in \{1, 2\}$.

Proposition 5.9. *Let \mathcal{R} be a finite subdivision rule and N_n be its level- n non-expanding spine.*

- (1) *Let $n > m$. For a level- n subband $b_n = (\mathbf{t}^n; \mathbf{e}_1^n, \mathbf{e}_2^n)$ of a level-0 band $b_0 = (\mathbf{t}; \mathbf{e}_1, \mathbf{e}_2)$, there exists a unique level- m subband $b_m = (\mathbf{t}^m; \mathbf{e}_1^m, \mathbf{e}_2^m)$ of b_0 such that b_n is a subband of b_m . Moreover, if b_n is a recurrent subband then so is b_m .*
- (2) *If a closed curve $\gamma \subset S^2 \setminus S_{\mathcal{R}}^{(0)}$ is homotopic to a closed reduced curve $\delta_n \subset N_n$, then for all $m < n$ there exists a closed reduced curve δ_m in N_m such that δ_n and δ_m are homotopic in $S^2 \setminus S_{\mathcal{R}}^{(0)}$ and $l_n(\delta_n) = l_n(\delta_m)$. Hence, if N_m is essential relative to A for some $m \geq 0$, then so is N_n for all $n > m$.*

Proof. (1) The band b_n corresponds to a path of length n in \mathcal{B} starting from $[(\mathbf{t}; \mathbf{e}_1, \mathbf{e}_2)]$. Then the band b_m corresponds to the length m restriction of the path with the same initial vertex.

(2) Let $m < n$. For every level- n tile t^n , there is a unique level- m tile t^m with $t^m \supset t^n$. If two level- n tiles t^n and t'^n share a level- n edge e^n on their sides, then the two level- m tiles t^m and t'^m satisfying $t^m \supset t^n$ and $t'^m \supset t'^n$ share a level- m subedge e^m on their sides so that $e^m \supset e^n$. Hence, if two level- n recurrent bands share a side, then the level- m recurrent bands containing them also share a side. A reduced closed curve δ_n in N_n is a concatenation of spines of consecutive level- n recurrent bands, see Remark 5.5. By the above argument, there are corresponding consecutive level- m recurrent bands and the concatenation of their spines is the desired closed reduced curve δ_m . \square

Proof of the necessity of Theorem 5.6. Assume there exists a Levy cycle, i.e., there are an integer $p > 0$ and an essential simple closed curve γ in $S^2 \setminus A$ such that a connected component γ' of $f^{-p}(\gamma)$ is isotopic to γ relative to A and $\deg(f^p|_{\gamma'}) = 1$. We may assume γ is level-0 taut so that γ' is level- p taut.

Claim: *We may assume that γ and γ' are isotopic relative to $S_{\mathcal{R}}^{(0)}$.*

Proof of claim. For every $k \geq 1$, $f^{-kp}(\gamma)$ has a connected component γ_{kp} that is isotopic to γ relative to A and $\deg(f^{kp}|_{\gamma_{kp}}) = 1$. For every $k \geq 1$, it follows from Theorem 2.7 that $l_0(\gamma_{kp}) \leq l_{kp}(\gamma_{kp})$ and from $\deg(f^{kp}|_{\gamma_{kp}}) = 1$ that $l_{kp}(\gamma_{kp}) = l_0(\gamma)$. By Lemma 2.5, there exist $k_1 > k_2 > 0$ such that $\gamma_{k_1 p}$ and $\gamma_{k_2 p}$ are combinatorially equivalent relative to $S_{\mathcal{R}}$. Then we can replace γ by $\gamma_{k_2 p}$ and p by $(k_1 - k_2)p$. \square

Let $\gamma_1, \dots, \gamma_l$ be the consecutive level-0 segments of γ such that γ_k is the spine of a level-0 band $(\mathbf{t}_k; \mathbf{e}_{k,1}, \mathbf{e}_{k,2})$. Similarly, let $\gamma'_1, \dots, \gamma'_l$ be the consecutive level- p segments of γ' such that (1) $f^p(\gamma'_k) = \gamma_k$ and (2) γ'_k is the spine of a level- p band $(\mathbf{t}'_k; \mathbf{e}'_{k,1}, \mathbf{e}'_{k,2})$. It follows that $(\mathbf{t}'_k; \mathbf{e}'_{k,1}, \mathbf{e}'_{k,2})$ is of type $(\mathbf{t}_k; \mathbf{e}_{k,1}, \mathbf{e}_{k,2})$. From $\deg(f|_{\gamma'}) = 1$, we have $l = l'$. By the above claim and the equality condition of Proposition 2.7, there exists $m \in \mathbb{N}$ such that for any

$1 \leq k \leq l$ the level- p band $(\mathbf{t}'_k; \mathbf{e}'_{k,1}, \mathbf{e}'_{k,2})$ is a subband of $(\mathbf{t}_{k+m}; \mathbf{e}_{k+m,1}, \mathbf{e}_{k+m,2})$ where indices are considered modulo l . Replacing $p \cdot l$ by p , we may assume that $m = 0$ so that $(\mathbf{t}'_k; \mathbf{e}'_{k,1}, \mathbf{e}'_{k,2})$ is a level- p recurrent band for every k . Then the level- p non-expanding spine N_p contains a closed curve homotopic to γ' relative to A , so N_p is essential relative to A . Similarly, N_{np} is essential relative to A for every $n > 0$, and so is N_n for every $n > 0$ by Proposition 5.9-(2). \square

6. ALGEBRAIC ASPECTS OF LEVY CYCLES

From the proof of the necessity of Theorem 5.6, we know that Levy cycles are supported (up to homotopy) in non-expanding spines. Unfortunately, it is hard to directly find Levy cycles from essential non-expanding spines for many reasons. For example, infinitely many simple closed curves are supported up to homotopy in a graph G when $\text{rank}(H_1(G)) \geq 3$. Instead, we prove the existence of a Levy cycle in a non-constructive way using an algebraic machinery, called a self-similar group, introduced by Nekrashevych [Nek05]. We use the term ‘‘orbisphere bisets’’ rather than self-similar groups in order to be consistent with our main reference [BD18].

6.1. Contracting orbisphere bisets. Let $f : (S^2, A) \looparrowright$ be a marked post-critically finite branched covering. An *orbisphere structure* of (S^2, A) is an order function $\text{ord} : A \rightarrow \{2, 3, \dots\} \cup \{\infty\}$ satisfying

- (1) $\text{ord}(a) \cdot \deg_f(a) \mid \text{ord}(f(a))$,
- (2) $\text{ord}(a) = \infty$ if a is in a periodic cycle containing a critical point.
- (3) $\text{ord}(a) = \infty$ if and only if $a \in A$ is in a critical periodic cycle.

In the first condition, ∞ is considered as a multiple of any integer or ∞ itself. The triple (S^2, A, ord) is called an *orbisphere*.

Remark 6.1. In [BD18], an orbisphere structure does not need to satisfy (3). If it does, the orbisphere structure is called *bounded*. We incorporate them because in this paper we do not care about orbisphere structures that are not bounded.

The *orbisphere group* $\pi_1(S^2, A, \text{ord})$ of an orbisphere (S^2, A, ord) is defined by

$$\pi_1(S^2, A, \text{ord}) = \pi_1(S^2 \setminus A) / \langle \{ \gamma_a^{\text{ord}(a)} \mid a \in A \text{ and } \text{ord}(a) \neq \infty \} \rangle$$

where γ_a is a peripheral loop of $a \in A$ and $\gamma_a^{\text{ord}(a)} = 1$ if $\text{ord}(a) = \infty$.

Remark 6.2. When $A = P_f$, the order of x , $\text{ord}(x)$, is usually defined as the least common multiple of $\{\deg_{f^n}(y) \mid y \in f^{-n}(x) \text{ for } n \in \mathbb{N}\}$. When A contains periodic points which do not belong to P_f , however, the least common multiples of their degrees equal to one so that it is not an orbisphere structure we care about. The reason that we require $\text{ord}(a) > 1$ for every $a \in A$ is that if $\text{ord}(a) = 1$ then γ_a vanishes in $\pi_1(S^2, A, \text{ord})$ so that algebraic properties of $\pi_1(S^2, A, \text{ord})$ cannot carry the information of the $a \in A$.

The *Euler characteristic* $\chi(S^2, A, \text{ord})$ of an orbisphere (S^2, A, ord) is defined by

$$(1) \quad \chi(S^2, A, \text{ord}) = 2 + \sum_{a \in A} \left(\frac{1}{\text{ord}(a)} - 1 \right).$$

The orbisphere (S^2, A, ord) is *hyperbolic* if $\chi(S^2, A, \text{ord}) < 0$.

Let p be a base point of $\pi_1(S^2, A, \text{ord})$. Define a set $B(f, A)$ by

$$\{\gamma : [0, 1] \rightarrow S^2 \setminus A \mid \gamma(0) = f(\gamma(1)) = p\} / \text{homotopy relative to } A.$$

There is a natural $\pi_1(S^2, A, \text{ord})$ -action on $B(f, A)$ from both left and right. More precisely, for $\gamma_1, \gamma_2 \in \pi_1(S^2, A, \text{ord})$ and for $\delta \in B_A$, the product $\gamma_1 \cdot \delta \cdot \gamma_2$ is a concatenation of γ_1 , δ , and the lift of γ_2 through f starting at the endpoint of δ , in order. The left action is free and the right action is transitive. The set $B(f, A)$ equipped with the left and right actions is called *the orbisphere biset* of (S^2, A, ord) . If an orbisphere structure $\text{ord} : A \rightarrow \{2, 3, \dots, \infty\}$ is given, we implicitly assume that $B(f, A)$ has the left and right $\pi_1(S^2, A, \text{ord})$ -actions. When the set of marked points A is understood, $B(f, A)$ is simply denoted by $B(f)$.

Caution 6.3. *There are two conventions depending on whether you concatenate curves from right to left or from left to right in the operation of orbisphere group. Many documents, including [Nek05], follow the “from right to left” convention, but we will follow the “from left to right” convention for the sake of convenience in citing [BD18]. Thus a biset has a free left action and a transitive right action, which is opposite to a bimodule in [Nek05].*

A tensor square $B(f) \otimes B(f)$ can be defined in two different ways. Topologically, the tensor product $\delta_1 \otimes \delta_2$ for $\delta_1, \delta_2 \in B(f)$ is defined as a concatenation of δ_1 and the lift of δ_2 starting at the endpoint of δ_1 . Algebraically, it is a quotient of $B(f) \times B(f)$ by the relation $(\delta_1 \cdot \gamma) \otimes \delta_2 = \delta_1 \otimes (\gamma \cdot \delta_2)$. The left and right actions naturally extend to $B(f) \otimes B(f)$. Similarly, $B(f)^{\otimes n}$ has a left free and a right transitive $\pi_1(S^2, A, \text{ord})$ -actions for any $n \geq 1$. A *basis* X for $B(f)$ is a collection of representatives of left orbits. Its cardinality $|X|$ is the same as the degree of f . For any $n \geq 1$, the tensor power $X^{\otimes n}$ of X is a basis for $B(f)^{\otimes n}$.

Definition 6.4. Let $f : (S^2, A) \hookrightarrow$ be a marked post-critically finite branched covering and $\text{ord} : A \rightarrow \{2, 3, \dots, \infty\}$ be an orbisphere structure. Let X be a basis for $B(f)$. The orbisphere biset $B(f)$ is *contracting* if there exists a finite subset $N \subset \pi_1(S^2, A, \text{ord})$ satisfying the following: For every $g \in \pi_1(S^2, A, \text{ord})$, the inclusion $X^{\otimes n} \cdot g \subset N \cdot X^{\otimes n}$ holds for every sufficiently large $n > 0$. The minimal N satisfying this property is the *nucleus* of $(B(f), X)$.

The contracting property does not depend on the choice of basis [Nek05, Corollary 2.11.7], but the nucleus does. See Remark 6.6 for the independence of the choice of orbisphere structures.

Theorem 6.5 ([BD18, Theorem A]). *Let $f : (S^2, A) \hookrightarrow$ be a marked post-critically finite branched covering, which is not doubly covered by a torus endomorphism, and $\text{ord} : A \rightarrow \{2, 3, \dots, \infty\}$ be an orbisphere structure. Then $f : (S^2, A) \hookrightarrow$ does not have a Levy-cycle if and only if $B(f, A)$ is contracting.*

Remark 6.6. The definition of a Levy cycle of a marked post-critically finite branched covering is independent of the choice of orbisphere structures. It follows from Theorem 6.5 that the contracting property does not depend on the choice of orbisphere structure.

6.2. Backward contracting finite subdivision rules. We refer the reader to [FPP18b] for details of this section.

A *group virtual endomorphism* is a pair (G, ϕ) where G is a group and $\phi : \text{Dom}(\phi) \rightarrow G$ is a homomorphism from a finite index subgroup $\text{Dom}(\phi)$ of G .

Group virtual endomorphisms of $f : (S^2, A) \hookrightarrow$. Let $f : (S^2, A) \hookrightarrow$ be a marked post-critically finite branched covering of degree d and $p = p_0 \in S^2 \setminus A$. Choose $p_1 \in f^{-1}(p)$ and a curve $\delta_1^0 \subset S^2 \setminus A$ joining p_0 to p_1 . Let $G = \pi_1((S^2, A, \text{ord}), p)$ be the orbisphere group and define $\text{Dom}(\phi)$ to be a subgroup consisting of loops whose lifts through f starting at p_1 are still loops. By elementary properties of covering spaces, $\text{Dom}(\phi)$ is an index d subgroup of G . For any $g \in \text{Dom}(\phi)$, we define $\phi(g) := \delta_1^0 \cdot \tilde{g} \cdot \overline{\delta_1^0}$, where \tilde{g} is the lift of g starting at p_1 and $\overline{\delta_1^0}$ is the same curve as δ_1^0 with the reversed orientation. Then $\phi : \text{Dom}(\phi) \rightarrow G$ is the group virtual endomorphism of $f : (S^2, A) \hookrightarrow$ with the orbisphere structure $\text{ord} : A \rightarrow \{2, 3, \dots, \infty\}$. The group virtual endomorphism ϕ depends on the choices of p_1 and δ_1^0 , but it is independent up to post- and pre-conjugation by elements of G .

Iterates of virtual endomorphisms. For every $n \geq 1$, we recursively define $\text{Dom}(\phi^n) := \phi^{-1}(\text{Dom}(\phi^{n-1}))$ and $\phi^n : \text{Dom}(\phi^n) \rightarrow G$. It can also be topologically defined as follows: Let δ_2^1 be the lift of the curve δ_1^0 starting at p_1 , and denote by δ_2^0 their concatenation $\delta_1^0 \cdot \delta_2^1$. The subgroup $\text{Dom}(\phi^2)$ consists of loops in G whose liftings through f^2 starting at p_2 are still loops. For $g \in \text{Dom}(\phi^2)$, its ϕ^2 -image is $\phi^2(g) = \delta_2^0 \cdot \tilde{g} \cdot \overline{\delta_2^0}$ where \tilde{g} is the lifting of g through f^2 starting at p_2 . Similarly, for every $n \geq 1$ we define p_n , δ_n^0 , and $\phi^n(g) = \delta_n^0 \cdot \tilde{g} \cdot \overline{\delta_n^0}$ for $g \in \text{Dom}(\phi^n)$ where \tilde{g} is the lifting of g about f^n starting at p_n .

The *contraction coefficient* ρ_ϕ of a group virtual endomorphism $\phi : \text{Dom}(\phi) \rightarrow G$ is defined by

$$\rho_\phi = \limsup_{n \rightarrow \infty} \left(\limsup_{\|g\| \rightarrow \infty, g \in \text{Dom}(\phi^n)} \frac{\|\phi^n(g)\|}{\|g\|} \right)$$

where $\|\cdot\|$ is a word length with respect to some generating set. It is independent of the choice of a generating set [Nek05, Lemma 2.11.10]. By [Nek05, Proposition 2.11.11], $\rho_\phi < 1$ if and only if $B(f)$ is contracting.

CW-complex structures on the universal cover and level- n lengths. Let $A_\infty = \{a \in A \mid \text{ord}(a) = \infty\}$. Note that every point $a \in A_\infty$ is considered as a puncture when $\pi_1(S^2, A, \text{ord})$ is defined. The *orbisphere universal cover* $\pi : D \rightarrow S^2 \setminus A_\infty$ of (S^2, A, ord) is the orbifold universal cover of (S^2, A, ord) whose deck transformation group is $\pi_1(S^2, A, \text{ord})$. For every $n \geq 0$, let $\mathcal{R}^n(D_{\mathcal{R}})$ be the lift of the CW-structure $\mathcal{R}^n(S_{\mathcal{R}})$ through the universal covering map π . Choose an integer $n \geq 0$ and a pair of points x, y in interiors of 2-cells of $\mathcal{R}^n(D_{\mathcal{R}})$. For a curve γ in D joining x to y , the level- n decomposition, segment, length $l_n(\gamma)$, and the tautness of γ are defined as Definition 5.8 with $\mathcal{R}^n(S_{\mathcal{R}})$ replaced by $\mathcal{R}^n(D_{\mathcal{R}})$. The *level- n distance* $d_n(x, y)$ is defined by

$$d_n(x, y) = \min \{l_n(\gamma) \mid \gamma \text{ is a curve joining } x \text{ to } y \text{ and transverse to } \mathcal{R}^n(D_{\mathcal{R}})^{(1)}\}.$$

A curve γ in D joining x to y is a d_n -geodesic if $l_n(\gamma) = d_n(x, y)$, and a curve δ in $S^2 \setminus A$ is d_n -geodesic if its lift to D is a d_n -geodesic.

The tautness can be thought of as the locally geodesic property. A closed d_n -geodesic is taut at level- n , but the converse is not true in general. If $\text{ord}(a) = \infty$ for all $a \in A$, then every closed taut at level- n curve in $S^2 \setminus A$ is a d_n -geodesic. For a level-0 taut curve γ , we have $l_0(\gamma) = l_n(\gamma)$ if and only if the level-0 decomposition and the level- n decomposition of γ are same.

Definition 6.7. A finite subdivision rule \mathcal{R} is *backward-contracting relative to A* if there exist positive integers M and n satisfying the following: If γ in $S^2 \setminus A$ is a d_0 -geodesic such that $l_0(\gamma) = l_n(\gamma)$, then $l_0(\gamma) \leq M$.

The case $A = P_f$ of the following theorem is in [FPP18b], and the same proof works for this generalization.

Theorem 6.8 ([FPP18b, Theorem 6.5]). *Let \mathcal{R} be a finite subdivision rule and $f : \mathcal{R}(S_{\mathcal{R}}) \rightarrow S_{\mathcal{R}}$ be its subdivision map. Let A be a subset of $\text{Vert}(S_{\mathcal{R}})$ containing P_f and $f(A)$. Let $\text{ord} : A \rightarrow \{2, 3, \dots, \infty\}$ be an orbisphere structure and $\phi : \text{Dom}(\phi) \rightarrow \pi_1(S^2, A, \text{ord})$ be its corresponding group virtual endomorphism. Then (1) $\rho_{\phi} \leq 1$ and (2) $\rho_{\phi} < 1$ if and only if \mathcal{R} is backward-contracting relative to A .*

We do not use Theorem 6.8 in this paper, but the difficulty in applying this theorem explains why we use small cancellation theory.

By Theorem 5.6 and Theorem 6.8, \mathcal{R} is not backward-contracting if and only if N_n is essential for all $n \geq 0$. The “only if” direction is obtained by the necessity of Theorem 5.6 that we proved in Section 5. An intuitive reason for “only if” part is as follows: From the definition, \mathcal{R} is not backward contracting relative to A if and only if at each level- n there is an arbitrary long d_0 -geodesic γ with $l_0(\gamma) = l_n(\gamma)$. The condition $l_0(\gamma) = l_n(\gamma)$ means the level-0 segments of γ are not separated at level- n . From the “arbitrary long” condition, if \mathcal{R} is not backward contracting, then we can expect there is an essential closed curve consisting of spines of non-separating bands. Promoting non-separating bands to recurrent subbands is due to the existence of a Levy cycle by Theorem 6.5. The other direction, however, is rather tricky because of the “ d_0 -geodesic” condition. If N_n is essential relative to A , then there exists a taut essential closed curve $\gamma \subset N_n$. For every $k \geq 1$, we have $l_0(\gamma^k) = l_n(\gamma^k)$, but γ^k might not be a d_0 -geodesic because of elements $a \in A$ with $\text{ord}(a) < \infty$. In the subsequent two subsections, we use the small cancellation theory to show that γ^k is a d_0 -quasi-geodesic, which is enough to show $\rho_{\phi} = 1$. See Corollary 6.16 and Lemma 6.20. We expect that Theorem 6.8 still works even if “ d_0 -geodesic” condition in the definition of backward-contracting property is replaced by “ d_0 -quasi-geodesic”.

6.3. Small cancellation theory. We briefly review basic properties of the small cancellation theory that we need to estimate word lengths of $\pi_1(S^2, A, \text{ord})$ in the next subsection. See [MW02] for details and a general setting.

Definition 6.9 (Piece). For a 2-dimensional CW-complex X , a *piece* of X is a maximal path in the intersection of two closed 2-cells with different boundaries.

Example 6.10. Let X be a CW-complex structure of the 2-sphere S^2 consisting of two triangles glued along their boundaries. Since the two triangles have the same boundary, the X does not have any piece. Let Y be a CW-complex structure of S^2 given by the tetrahedron. The Y has four 2-cells, six 1-cell, and four 0-cells. Every 1-cell is a piece of Y .

Definition 6.11 ($C'(\lambda)$ -condition). A 2-dimensional CW-complex X is a $C'(\lambda)$ *complex* if $|P| < \lambda|\partial R|$ for every piece P and a 2-cell R with $P \subset \partial R$. We define every 1-dimensional CW-complex to be a $C'(\lambda)$ complex. See Remark 6.19.

If Y is a subcomplex of a CW-complex X , then every piece of Y is also a piece of X . It follows that if X is $C'(\lambda)$, then its every subcomplex is also $C'(\lambda)$.

Definition 6.12 (*i*-shells). Let \mathcal{T} be a finite CW-complex structure of the closed 2-disk D . For $i \geq 1$, an *i*-shell is a 2-cell P such that $\partial P \cap \partial D$ is connected and $\partial P \cap \text{int}(D)$ is a concatenation of i pieces.

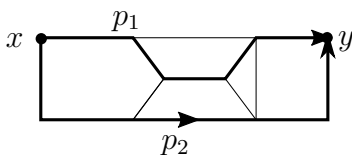
Theorem 6.13 ([MW02, Theorem 9.4]). *If \mathcal{T} is a $C'(1/6)$ complex of the closed 2-disk. Then one of the followings holds:*

- (1) \mathcal{T} has at least three *i*-shells with $i \leq 3$.
- (2) \mathcal{T} is a ladder, i.e., the dual 1-skeleton is a subdivision of an interval.
- (3) \mathcal{T} has only one 2-cell.

For a simplicial curve γ in $\mathcal{T}^{(1)}$, we define the length of γ , denoted by $|\gamma|$, to be the number of edges it passes through. For two vertices x, y of \mathcal{T} , the distance between x and y , denoted by $d(x, y)$, is the minimal length of path joining x to y . A geodesic between x and y is a curve whose length is equal to $d(x, y)$.

Definition 6.14 (Dehn-reduced paths). Let \mathcal{T} be a CW-complex of the open or the closed 2-disk. A path p is *Dehn-reduced* if it does not have a sub-path p' which is contained in the boundary of a 2-cell t satisfying $|\partial t| < 2 \cdot |p'|$.

Example 6.15. The below is a CW-complex structure of the closed 2-disk consisting of five 2-cells: One pentagon, three quadrilaterals, and one triangle.



The pentagon is a 2-shell, the middle two quadrilaterals are 3-shells, and the right square is an 1-shell. The paths p_1 and p_2 from x to y are marked in bold. The path p_1 is not Dehn-reduced, but the path p_2 is Dehn-reduced, although they have the same length $|p_1| = |p_2| = 5$. This CW-complex is not $C'(1/6)$ and does not satisfy any condition of Theorem 6.13.

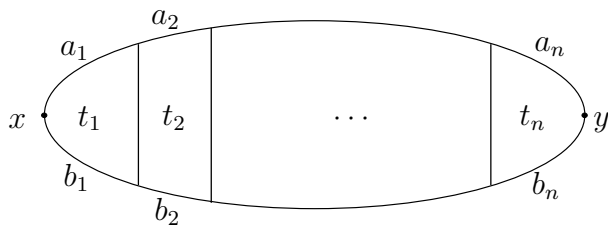
Corollary 6.16. *Let \mathcal{T} be a simply connected 2-dimensional CW-complex which is $C'(1/6)$. For two vertices x and y of \mathcal{T} , if p_1 and p_2 are two Dehn-reduced paths joining x to y , then $\frac{2}{3} \cdot |p_2| \leq |p_1| \leq \frac{3}{2} \cdot |p_2|$. In particular, if p_2 is a geodesic, then*

$$\frac{2}{3} \cdot d(x, y) \leq |p_1| \leq \frac{3}{2} \cdot d(x, y).$$

In other words, every Dehn-reduced path is a quasi-geodesic.

Proof. This proof is a slight modification of [Str90, Proposition 39]. We may reduce the condition and assume that p_1 and p_2 are disjoint except at the endpoints. Then $p_1 \cup p_2$ bounds a disk D because \mathcal{T} is simply connected. Because p_1 and p_2 are Dehn-reduced, D cannot have three *i*-shells with $i \leq 3$. It follows from Theorem 6.13 that either D is a ladder or D has only one 2-cell. If D has only one 2-cell and $|p_1| \neq |p_2|$, then the longer path is not Dehn-reduced. Thus $|p_1| = |p_2|$ if D has only one 2-cell. Assume D is a ladder and t_1, t_2, \dots, t_n are its 2-cells such that $t_i \cap t_j = \emptyset$ if $|i - j| > 1$ and $|t_i \cap t_j| = 1$ if $|i - j| = 1$ as below.

Then x and y are vertices of t_1 and t_n respectively. Let $a_i = p_1 \cap t_i$ and $b_i = p_2 \cap t_i$ be subpaths of p_1 and p_2 . Since p_1 and p_2 are Dehn-reduced, we have $\frac{1}{3/2} \leq \frac{|a_i|}{|b_i|} \leq 3/2$ for each



$i \in \{1, 2, \dots, n\}$ and the desired inequality follows. The constant $\frac{3}{2}$ is obtained from

$$\frac{3}{2} = \max \left\{ \frac{a}{b} \mid a, b \in \mathbb{N}, a + b \geq 7 - 2, |a - b| \leq 2 \right\}.$$

□

6.4. Proof of the sufficiency of Theorem 5.6. In this section, we prove the sufficiency of Theorem 5.6 by comparing the word lengths of elements in $\pi_1(S^2, A, \text{ord})$ with the lengths relative to CW-complex structure $\mathcal{R}^n(S_{\mathcal{R}})$. For a generating set S of $\pi_1(S^2, A, \text{ord})$, there is a decomposition \mathcal{T}_S of the universal cover of (S^2, A, ord) by fundamental domains such that the word length relative to S is equal to the \mathcal{T}_S -length of the corresponding curve. We first describe \mathcal{T}_S and then carefully compare \mathcal{T}_S -lengths with $\mathcal{R}^n(S_{\mathcal{R}})$ -lengths.

Assumptions on (S^2, A, ord) . Since there is no Thurston obstruction if $|A| \leq 3$, we may assume that $|A| \geq 4$. Excluding the case of being doubly covered by a torus endomorphism, we may also assume that $\chi(S^2, A, \text{ord}) < 0$, i.e., (S^2, A, ord) is hyperbolic. By Theorem 6.5 and Remark 6.6, we may choose an arbitrary orbisphere structure. Note that for an orbisphere structure, the constant multiplication by a positive number also yields an orbisphere structure. Hence we may also assume that $\text{ord}(a) \geq 7$ for every $a \in A$.

Conventional generating set S . See Figure 7. Choose $p, q \in S^2 \setminus A$ such that $p \neq q$. Let $A = \{a_1, a_2, \dots, a_N\}$. For each $i \in \{1, 2, \dots, N\}$, we choose a path ρ_i joining q to a_i such that ρ_i 's are pairwise disjoint except at q . Let η_i be a simple closed curve based at p and peripheral to $a_i \in A$ such that the intersection number $\rho_i \cdot \eta_i$ is an oriented equal to 1. The set $S = \{\eta_i \mid i = 1, 2, \dots, N\}$ is a *conventional generating set* for $\pi_1((S^2, A, \text{ord}), p)$. We have a group presentation

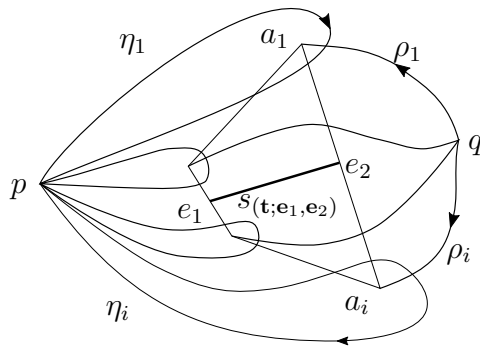
$$\pi_1((S^2, A, \text{ord}), p) = \langle S \mid \eta_1^{\text{ord}(a_1)}, \eta_2^{\text{ord}(a_2)}, \dots, \eta_N^{\text{ord}(a_N)}, \eta_1 \eta_2 \dots \eta_N \rangle$$

for an appropriate ordering of indices i of η_i , where η_i^∞ is considered as the trivial element. There is a canonical way to represent a parametrized closed curve based at p as a word of S as follows: Let $\gamma : [0, 1] \rightarrow S^2 \setminus A$ be a (possibly non-simple) closed curve such that $\gamma(0) = \gamma(1) = p$. Assume that γ intersects $\rho_{i_1}, \rho_{i_2}, \dots, \rho_{i_k}$ in order. Define $\epsilon : \{1, 2, \dots, k\} \rightarrow \{\pm 1\}$ in such a way that $\epsilon(j)$ is the sign of the intersection between ρ_{i_j} and γ . Then we have a *conventional word* of γ

$$(2) \quad \gamma = \eta_{i_1}^{\epsilon(1)} \eta_{i_2}^{\epsilon(2)} \dots \eta_{i_k}^{\epsilon(k)}.$$

The conventional word is *reduced*, i.e., there is no j satisfying $\eta_{i_j} = \eta_{i_{j+1}}$ and $\epsilon(j) = -\epsilon(j+1)$, if and only if γ realizes the geometric intersection number with $\bigcup_{i=1}^N \rho_i$ in the homotopy class relative to $A \cup \{q\}$.

Elements in $\pi_1((S^2, A, \text{ord}), p)$ corresponding to closed level-0 taut curves. To every edge $e \in \text{Edge}(S_{\mathcal{R}})$, we assign a curve δ_e joining p to the midpoint of e . For the spine $s_{(\mathbf{t}; \mathbf{e}_1, \mathbf{e}_2)}$ of a band $(\mathbf{t}; \mathbf{e}_1, \mathbf{e}_2)$, whose endpoints are midpoints of edges, we have a natural element

FIGURE 7. η_i , ρ_i , and $s(t; e_1, e_2)$

$\delta_e \cdot s(t; e_1, e_2) \cdot \overline{\delta_{e'}}$ $\in \pi_1((S^2, A, \text{ord}), p)$. Let γ be a closed level-0 taut curve and $\{\gamma_1, \dots, \gamma_l\}$ be the level-0 decomposition of γ so that $l_0(\gamma) = l$. Denote by $g_i \in \pi_1((S^2, A, \text{ord}), p)$ the element corresponding to the spine γ_i ; more precisely, if γ_i connects edges e and e' in a tile t , then

$$(3) \quad g_i := \delta_e \cdot s(t; e, e') \cdot \overline{\delta_{e'}}.$$

The $g \in \pi_1((S^2, A, \text{ord}), p)$ in Proposition 6.17 is the element in $\pi_1((S^2, A, \text{ord}), p)$ corresponding to the closed parametrized level-0 taut curve γ . It depends on the choice of δ_e for $e \in \text{Edge}(S_{\mathcal{R}})$.

Proposition 6.17. *Let $\gamma : [0, 1] \rightarrow S^2 \setminus V$ be a (possibly non-simple) closed level-0 taut curve. Choose a curve δ from the base point p of $\pi_1((S^2, A, \text{ord}), p)$ to $\gamma(0) (= \gamma(1))$ and let $g := \delta \cdot \gamma \cdot \overline{\delta} \in \pi_1((S^2, A, \text{ord}), p)$. Let S be any generating set of $\pi_1((S^2, A, \text{ord}), p)$. Then there exist $C_1, C_2 > 0$ such that for every $m \in \mathbb{N}$, we have*

$$\|g^m\|_S \leq C_1 \cdot m \cdot l_0(\gamma) + C_2.$$

Proof. Let $\gamma_1, \dots, \gamma_l$ be the level-0 decomposition of γ so that $l_0(\gamma) = l$. We may assume that the initial point of γ_1 is the midpoint of an edge e . Let $\gamma(t_0)$ be the initial point of γ_1 for $t_0 \in [0, 1)$ and define $\delta' = \delta \cdot \gamma|_{[0, t_0]}$. Let $g_i \in \pi_1(S^2, A, \text{ord})$ be the element corresponding to γ_i given by Equation (3). Then

$$g = \delta' \cdot \gamma_1 \cdot \gamma_2 \dots \gamma_n \cdot \overline{\delta'} = (\delta' \cdot \overline{\delta_e}) \cdot g_1 \cdot g_2 \dots g_l \cdot \overline{(\delta' \cdot \overline{\delta_e})}.$$

Let C_1 be the maximal word length of elements corresponding to spines of all bands given by Equation (3) so that $C_1 \geq \|g_i\|_S$ for every $1 \leq i \leq l$. Let $C_2 := 2 \cdot \|\delta' \cdot \overline{\delta_e}\|_S$. Then, by triangle inequality, for every $m \geq 1$, we have

$$\|g^m\|_S = \|(\delta' \cdot \overline{\delta_e}) \cdot (g_1 \cdot g_2 \dots g_l)^m \cdot \overline{(\delta' \cdot \overline{\delta_e})}\|_S \leq C_1 \cdot m \cdot l + C_2.$$

□

Recall that a graph G in $S^2 \setminus A$ is essential relative to A if G has a connected component which is neither homotopically trivial nor homotopically equivalent to a peripheral loop of $S^2 \setminus A$.

Lemma 6.18. *Let $A \subset S^2$ be a finite set with $|A| \geq 4$ and $G \subset S^2 \setminus A$ be a finite graph. If G is essential relative to A , then there is a simple closed curve γ which is essential relative to A such that γ is in an arbitrary small neighborhood of G . Especially, $\gamma \subset G$ up to homotopy relative to A .*

Proof. We may assume that G is connected. Let $N(G)$ be a tubular neighborhood. The boundary $\partial N(G)$ has at least two connected component. If $\partial N(G)$ has two connected components, then the two boundary circles are isotopic relative to A , and each can be a simple closed curve γ that we find. If $\partial N(G)$ has three connected components, then at least one component is essential because $|A| \geq 4$. If $\partial N(G)$ has more than three connected components, then there are infinitely many essential simple closed curves in $N(G)$. \square

Definition of CW-complex \mathcal{T}_S . Let $\pi : D \rightarrow S^2 \setminus A_\infty$ be the orbisphere universal cover of (S^2, A, ord) . Since (S^2, A, ord) is hyperbolic, D is an open disk. There is a CW-complex structure \mathcal{T}_ρ on D whose one skeleton is the preimage $\pi^{-1}(\bigcup_{i=1}^N \rho_i)$ and 1-cells are liftings of ρ_i through π . Define \mathcal{T}_S to be the dual CW-complex of \mathcal{T}_ρ . The CW-complex \mathcal{T}_S has the following properties.

- The \mathcal{T}_S is 2-dimensional if and only if $A_\infty \subsetneq A$.
- The underlying space of \mathcal{T}_S is contractible.
- Every vertex of \mathcal{T}_S has degree $2N \geq 8 > 2$, thus every piece of \mathcal{T}_S is an 1-cell.
- The assumption $\text{ord}(a) \geq 7$ for every $a \in A$ implies every 2-cell of \mathcal{T}_S has at least seven 1-cells on its boundary.
- It follows from the last two properties that \mathcal{T}_S is a $C'(1/6)$ complex.

Fix $\tilde{p} \in \pi^{-1}(p)$ as a vertex of \mathcal{T}_S . Any conventional word lifts to a path starting from \tilde{p} and supported in the 1-skeleton $\mathcal{T}_S^{(1)}$. We say that a conventional word is *Dehn-reduced* if its lift is a Dehn-reduced path in the sense of Definition 6.14.

Remark 6.19. When $\dim(\mathcal{T}_S) = 1$, every locally injective curve in \mathcal{T}_S is not only a Dehn-reduced curve but also a geodesic. Hence we do not need Corollary 6.16, and the below steps still work. Alternatively, one can use Theorem 6.8 to show the sufficiency of Theorem 5.6. For a level-0 taut closed curve γ , which is essential relative to A and supported in the level- n non-expanding spine N_n , its power γ^k is a d_0 -geodesic. See the last part of Section 6.2. Therefore one might want to read the rest of this section assuming that \mathcal{T}_S is a 2-dimensional CW-complex that is $C'(1/6)$.

Lemma 6.20. *Let γ be a simple closed curve in $S^2 \setminus A$ based at p and $\eta_{i_1}^{\epsilon(1)} \eta_{i_2}^{\epsilon(2)} \dots \eta_{i_l}^{\epsilon(l)}$ be its conventional word. If γ realizes the geometric intersection number with $\bigcup_{i=1}^N \rho_i$ in the isotopy class on $S^2 \setminus A$, then the conventional word of γ^k is Dehn-reduced for every $k \in \mathbb{N}$.*

Proof. Assume there exists j such that $i_j = i_{j+1}$. Since, γ realizes the geometric intersection number with $\bigcup_{i=1}^N \rho_i$, the conventional word of γ is reduced so that $\epsilon(j) = \epsilon(j+1)$. Then γ cannot be simple. If a cyclic reordering of $\eta_{i_1}^{\epsilon(1)} \eta_{i_2}^{\epsilon(2)} \dots \eta_{i_l}^{\epsilon(l)}$ contains a length- l subword $\eta_j \eta_{j+1} \dots \eta_{j+l-1}$ or $\eta_{j+l-1}^{-1} \eta_{j+l-2}^{-1} \dots \eta_j^{-1}$ for some $l > \frac{N}{2}$, then the geometric intersection number with $\bigcup_{i=1}^N \rho_i$ can be strictly decreased by an isotopy near q . Hence the conventional word of γ^k is Dehn-reduced for every $k \in \mathbb{N}$. \square

Remark 6.21. Recall that a simple closed curve γ realizes the geometric intersection number with $\bigcup_{i=1}^N \rho_i$ in the isotopy class on $S^2 \setminus (A \cup \{q\})$ if and only if the conventional word of γ is reduced. So the assumption and the conclusion for γ in Lemma 6.20 are stronger than the condition of γ having a reduced conventional word.

Let γ be a simple closed curve in $S^2 \setminus A$ based at p . Let $\gamma_1, \gamma_2, \dots, \gamma_k$ be a decomposition of γ into consecutive subarcs such that (1) for every $1 < i < k$, the endpoints of γ_i are in

$\bigcup_{i=1}^N \rho_i$, and the interior of γ_i is in $S^2 \setminus \bigcup_{i=1}^N \rho_i$, and (2) γ_1 starts at p , γ_k ends at p , and the interiors of γ_1 and γ_k are embedded in $S^2 \setminus (\{p\} \cup \bigcup_{i=1}^N \rho_i)$. This is called the *decomposition of γ with respect to $\{p\} \cup \bigcup_{i=1}^N \rho_i$* . Note that the length of the conventional word of γ is equal to $k - 1$. We can change each γ_i , via an isotopy in $S^2 \setminus \bigcup_{i=1}^N \rho_i$ relative to its endpoints, to be level-0 taut, i.e., $S_{\mathcal{R}}$ -taut. Note that this isotopy does not change the intersection with $\bigcup_{i=1}^N \rho_i$.

Proposition 6.22. *Let γ be an essential simple closed curve in $S^2 \setminus A$ based at p . Suppose γ realizes the geometric intersection number with $\bigcup_{i=1}^N \rho_i$ in the isotopy class on $S^2 \setminus A$. Let $\gamma_1, \gamma_2, \dots, \gamma_k$ be the decomposition of γ with respect to $\{p\} \cup \bigcup_{i=1}^N \rho_i$ such that each γ_i is level-0 taut, i.e., $S_{\mathcal{R}}$ -taut, for every $1 \leq i \leq k$. Then there exists $C_3 > 0$ such that for every $m \geq 1$*

$$\|\gamma^m\|_S \geq C_3 \cdot m \cdot l_0(\gamma) - C_4.$$

Proof. Since there are only finitely many combinatorially equivalent classes, in the sense of Definition 2.3, of level-0 taut curves in $S^2 \setminus \bigcup_{i=1}^N \rho_i$ connecting two points on $\{p\} \cup \bigcup_{i=1}^N \rho_i$, the l_0 -length of such curves are uniformly bounded from above by a positive number $C_0 > 0$. It follows that $k \cdot C_0 \geq l_0(\gamma)$.

Let $\eta_{i_1}^{\epsilon(1)} \eta_{i_2}^{\epsilon(2)} \dots \eta_{i_{k-1}}^{\epsilon(k-1)}$ be the conventional word of γ . Since the conventional word of γ^m is Dehn-reduced by Lemma 6.20, it follows from Corollary 6.16 that there exist $C_3, C_4 > 0$ such that, for every $m \geq 1$, we have

$$\|\gamma^m\|_S \geq \frac{2}{3} \cdot m \cdot (k - 1) \geq \frac{2}{3} \cdot m \cdot \left(\frac{l_0(\gamma)}{C_0} - 1 \right) \geq C_3 \cdot m \cdot l_0(\gamma) - C_4.$$

We remark that the application of Corollary 6.16 requires that \mathcal{T}_S is a $C'(1/6)$ complex. \square

Proof of the sufficiency of Theorem 5.6. Assume that the level- n non-expanding spine N_n is essential relative to A for every $n \geq 0$. Fix $n \geq 0$. By Lemma 6.18, there is an essential simple closed curve $\gamma : [0, 1] \rightarrow S^2 \setminus A$ such that γ is homotopic relative to A to a closed curve $\gamma' \subset N_n$. We may choose γ in the isotopy class relative to A such that $\gamma(0) = \gamma(1) = p$, and γ satisfies the assumptions in Proposition 6.22. More precisely, we first take a simple closed curve γ'' which is arbitrarily close to γ' so that γ'' is combinatorially equivalent to γ' respect to $\mathcal{R}^n(S_{\mathcal{R}})$. In particular, γ'' is level-0 taut. Then we obtain γ by joining p to the γ'' by a level-0 taut curve in such a way that γ satisfies the assumption of Proposition 6.22. It follows from $\gamma' \subset N_n$ that

$$(4) \quad l_0(\gamma') = l_n(\gamma') = l_0(f^n(\gamma')).$$

Recall that, in Section 6.2, we chose $p_1 \in f^{-1}(p)$ and a curve δ_1^0 joining $p = p_0$ to p_1 to define a group virtual endomorphism. Also, for every $n \geq 1$, we defined $p_n \in f^{-n}(p)$ and δ_n^0 by iterative liftings. Since δ_n^0 joins p to p_n , the curve $f^n(\overline{\delta_n^0})$ joins p to $f^n(p)$. Let $g := f^n(\overline{\delta_n^0} \cdot \gamma \cdot \delta_n^0) = f^n(\overline{\delta_n^0}) \cdot f^n(\gamma) \cdot f^n(\delta_n^0)$ so that $\phi^n(g) = \delta_n^0 \cdot (\overline{\delta_n^0} \cdot \gamma \cdot \delta_n^0) \cdot \overline{\delta_n^0} = \gamma$. Let $D_1 := \frac{l_0(\gamma)}{l_0(\gamma')} > 0$ and $D_2 := \frac{l_n(\gamma)}{l_n(\gamma')} = \frac{l_0(f^n(\gamma))}{l_0(f^n(\gamma'))} > 0$. It follows from Equation (4) and Proposition 6.17 with δ replaced by $f^n(\overline{\delta_n^0})$, there exist $C_1, C_2 > 0$ such that, for every $m \geq 1$,

$$\|g^m\|_S \leq C_1 \cdot m \cdot l_0(f^n(\gamma)) + C_2 = C_1 \cdot m \cdot D_2 \cdot l_0(\gamma') + C_2.$$

Note that $\phi^n(g^m) = \delta_n^0 \cdot (\overline{\delta_n^0} \cdot \gamma^m \cdot \delta_n^0) \cdot \overline{\delta_n^0} = \gamma^m$ for every $m \geq 1$. By Proposition 6.22, there exist $C_3, C_4 > 0$ such that, for every $m \geq 1$,

$$\|\phi^n(g^m)\|_S \geq C_3 \cdot m \cdot l_0(\gamma) - C_4 \geq C_3 \cdot m \cdot D_1 \cdot l_0(\gamma') - C_4.$$

Hence, for every $m \in \mathbb{N}$, we have

$$\left(\frac{\|\phi^n(g^m)\|}{\|g^m\|} \right)^{1/m} \geq \left(\frac{C_3 \cdot m \cdot D_1 \cdot l_0(\gamma') - C_4}{C_1 \cdot m \cdot D_2 \cdot l_0(\gamma') + C_2} \right)^{1/m}.$$

The right hand side tends to 1 when m tends to ∞ , so the biset is not contracting. It follows from Theorem 6.5 that there exists a Levy cycle. \square

7. GRAPH INTERSECTING OBSTRUCTION

7.1. Graph maps with zero topological entropy. Let G be a finite graph and V_G be its vertex set. A continuous map $f : G \rightarrow G$ is *Markov* if $f(V_G) \subset V_G$ and f is a homeomorphism on every component of $G \setminus f^{-1}(V_G)$. Then the edges form a Markov partition of f . Denote by e_1, e_2, \dots the edges of G . The *incidence matrix* I_f of $f : G \rightarrow G$ is defined in such a way that $f(e_i)$ covers e_j as many as the (i, j) -entry of I_f . By the (i, j) -entry M_{ij} of a matrix M , we mean the value in the i^{th} row and j^{th} column of M . By reordering the index of edges, we may assume that I_f is an upper-triangular block form

$$(5) \quad I_f = \begin{pmatrix} A_1 & * & \dots & * & * \\ 0 & A_2 & \dots & * & * \\ \vdots & \vdots & \ddots & \vdots & \vdots \\ 0 & 0 & \dots & 0 & A_k \end{pmatrix}$$

where A_i is irreducible or a 0 matrix. Since no edge maps to a vertex under $f^{(1)}$, each row of I_f is non-zero. Thus A_k is non-zero so that I_f is not nilpotent. The spectral radius λ of I_f is equal to the maximum of Perron-Frobenius eigenvalues of irreducible A_i 's and the *topological entropy* $h_{\text{top}}(f)$ of f is equal to $\log(\lambda)$. See [BP94, Chapter 2] for linear algebraic properties discussed above. Denote by \mathcal{D}_f a directed graph whose adjacency matrix is I_f .

The following lemma is elementary, but we prove it for the sake of self-containedness.

Lemma 7.1. *Let M be an irreducible non-negative integer matrix and $\lambda(M)$ be its Perron-Frobenius eigenvalue. Then $\lambda(M) \geq 1$ and the equality holds if and only if M is a permutation matrix.*

Proof. Because the characteristic polynomial of M is a monic polynomial with integer coefficients, the absolute value of the product of eigenvalues is a positive integer. Hence the spectral radius $\lambda(M)$ is at least one. If M is a permutation matrix, then trivially $\lambda(M) = 1$. Assume $\lambda(M) = 1$. Let H be a directed graph whose adjacency matrix is M . Since M is irreducible, for any pair (v, w) of vertices of H there exists a path p_1 from v to w and a path p_2 from w to v . If there exists a vertex $x \neq v, w$ through which both paths p_1 and p_2 pass, there are two different cycles passing through x . By Theorem 4.4, the number of length- n paths $P(x, n)$ grows exponentially. Since $P(x, n)$ is the sum of entries in the row of M^n corresponding to the vertex v , it follows that $\lambda(M) > 1$. So p_1 and p_2 form a cycle which passes through vertices exactly once. If there is a vertex x that is not contained in this cycle, then there is a path from x to v and a path from v to x . Then two different cycles pass through v so $P(v, n)$ grows exponentially and $\lambda(M) > 1$. Hence H is a cycle passing through every vertex exactly once, and M is a permutation matrix. \square

Proposition 7.2. *Let $f : G \rightarrow G$ be a Markov map. Then the followings are equivalent.*

- (1) *The topological entropy $h_{\text{top}}(f)$ is zero.*

- (2) Every irreducible block A_i of the upper-triangular block form of the incidence matrix I_f is a permutation matrix.
- (3) The directed graph \mathcal{D}_f of the incidence matrix I_f has disjoint cycles, i.e., every pair of different cycles are disjoint.
- (4) There exists a positive integer d such that $(I_f^n)_{ij} = O(n^d)$ for all i, j .

Proof. (3) \Leftrightarrow (2) \Rightarrow (1) is trivial and (4) \Leftrightarrow (3) is immediate from Theorem 4.4. Assume $h_{\text{top}}(f) = 0$. Then the Perron-Frobenius eigenvalue of every irreducible block A_i of the incidence matrix I_f is one. (1) \Rightarrow (2) follows from Lemma 7.1. □

7.2. Graph intersecting obstructions. Let $f : (S^2, A) \looparrowright$ be a marked Thurston map. A graph $G \subset S^2$ is *forward invariant under f up to isotopy relative to A* if there exist a subgraph H of $f^{-1}(G)$ and a homeomorphism $\phi : S^2 \rightarrow S^2$ such that $\phi(H) = G$ and ϕ is isotopic to the identity map relative to A . A graph G is *forward invariant under f* if $f(G) \subset G$. A multicurve Γ on (S^2, A) is *forward invariant under f up to isotopy relative to A* if it is so as a graph. A multicurve Γ is *backward invariant under f up to isotopy relative to A* , or *f -stable*, if every connected component of $f^{-1}(\gamma)$ for $\gamma \in \Gamma$ is either isotopic relative to A to an element of Γ or peripheral to A . When f and A are understood, we omit “under f ” and “relative to A ”.

Proposition 7.3. *Let $f : (S^2, A) \looparrowright$ be a marked Thurston map and G be a graph that is forward invariant up to isotopy. Then there exists $\iota : (S^2, A) \looparrowright$ which is isotopic to $\text{id}_{S^2} : (S^2, A) \looparrowright$ relative to A , such that G is forward invariant under a marked Thurston map $g : (S^2, A) \looparrowright$ defined by $g := f \circ \iota$. Especially, f and g are combinatorially equivalent by id_{S^2} and ι .*

Proof. Let H be a subgraph of $f^{-1}(G)$ isotopic to G rel $\text{Vert}(G)$. By extending the isotopy to S^2 , we have $\iota : (S^2, A) \rightarrow (S^2, A)$ such that $\iota(G) = H$ and ι and id_{S^2} are isotopic relative to A . Let $g := f \circ \iota$. Then $\text{id} \circ g = f \circ \iota$ and $g(G) = f(\iota(G)) = f(H) \subset G$. □

Due to Proposition 7.3, we may consider forward invariant graphs instead of graphs that are forward invariant up to isotopy when discussing properties of combinatorial equivalence classes, such as Levy cycles and Thurston obstructions.

Let Γ be a multicurve in $S^2 \setminus A$. The *Thurston linear transformation* of Γ is a linear map $f_\Gamma : \mathbb{R}^\Gamma \rightarrow \mathbb{R}^\Gamma$ defined by

$$f_\Gamma(\gamma) = \sum_{\gamma' \subset f^{-1}(\gamma)} \frac{1}{\deg(f|_{\gamma'} : \gamma' \rightarrow \gamma)} [\gamma']_\Gamma$$

where γ' is a connected component of $f^{-1}(\gamma)$ and $[\gamma']_\Gamma$ is an element of Γ isotopic to γ' if exists. If no such connected component exists, then the sum is defined to be zero. Since f_Γ is a non-negative matrix, it has a non-negative real eigenvalue $\lambda(f_\Gamma)$ that is the spectral radius of f_Γ . If $\lambda(f_\Gamma) \geq 1$, then Γ is a *Thurston obstruction*. A $n \times n$ non-negative square matrix M is *irreducible* if for each i, j with $1 \leq i, j \leq n$ there exists $k \geq 1$ such that the (i, j) -entry of M^k is positive. An *irreducible multicurve* Γ is a multicurve whose Thurston linear transformation f_Γ is irreducible. An *irreducible Thurston obstruction* is an irreducible multicurve that is a Thurston obstruction.

Remark 7.4. A Thurston obstruction Γ is usually assumed to be f -stable. For any multicurve Γ with $\lambda(f_\Gamma) \neq 0$, there exists a sub-multicurve $\Gamma' \subset \Gamma$ such that Γ' is irreducible and $\lambda(f_{\Gamma'}) = \lambda(f_\Gamma)$. Such Γ' is determined as the multicurve of an irreducible diagonal block A_i of the upper-triangular block form (5) of f_Γ with $\lambda(A_i) = \lambda(f_\Gamma)$. By Lemma 7.6, Γ' extends to a f -invariant multicurve Γ'' with $\lambda(f_{\Gamma''}) \geq \lambda(f_\Gamma)$. Hence we may drop the f -condition condition from Thurston's characterization.

Lemma 7.5. *If a multicurve Γ is irreducible, then Γ is forward invariant up to isotopy.*

Proof. For a contradiction, assume there exists γ such that for every $\gamma' \in \Gamma$ no connected component of $f^{-1}(\gamma')$ is isotopic to γ . Then $f_\Gamma : \mathbb{R}^\Gamma \rightarrow \mathbb{R}^{\Gamma \setminus \{\gamma\}} \subset \mathbb{R}^\Gamma$, thus f_Γ is not irreducible. \square

Lemma 7.6 ([Tan92, Lemma 2.2]). *For any multicurve Γ of (S^2, A) that is forward invariant up to isotopy, there exists a multicurve Γ' which is backward invariant up to isotopy such that $\Gamma' \supset \Gamma$ and $\lambda(f_{\Gamma'}) \geq \lambda(f_\Gamma)$.*

Proof. Let $\Gamma_0 = \Gamma$ and Γ_n be the set of homotopy classes of essential curves in $f^{-n}(\Gamma_0)$. By the forward invariance up to isotopy, $\Gamma_0 \subset \Gamma_1 \subset \dots$ is an increasing sequence of multicurves. Note that $|A| - 3$ is the maximal number of non-homotopic essential simple closed curves that can be disjointly embedded into $S^2 \setminus A$. Hence there exists n such that Γ_n is f -invariant. The inequality $\lambda(f_{\Gamma'}) \geq \lambda(f_\Gamma)$ follows from the following: for non-negative square matrices M and N if $M_{ij} \geq N_{ij}$ for every (i, j) then $\lambda(M) \geq \lambda(N)$. \square

Theorem 7.7 (Arcs intersecting obstructions [PT98b, Theorem 3.2]). *Let $f : (S^2, A) \hookrightarrow$ be a marked Thurston map and G be an invariant graph such that $f|_G : G \rightarrow G$ is a graph automorphism. Then every irreducible Thurston obstruction intersecting G is a Levy cycle.*

We generalize it to a case when G is an f -invariant graph with $h_{top}(f|_G) = 0$.

Theorem 7.8 (Graph intersecting obstruction). *Let $f : (S^2, A) \hookrightarrow$ be a marked Thurston map and G be a forward invariant graph such that $h_{top}(f|_G) = 0$. Then every irreducible Thurston obstruction intersecting G is a Levy cycle.*

Remark 7.9. The graphs in Theorem 7.7 and Theorem 7.8 are possibly disconnected. Moreover, the same statement works for graphs which are forward invariant up to isotopy by Proposition 7.3 with a slight modification to define $h_{top}(f|_G)$.

An *arc* of (S^2, A) is a curve embedded in S^2 such that its interior is embedded in $S^2 \setminus A$ and its endpoints are in A . A *geometric intersection number* $\gamma \cdot \gamma'$ between curves (arcs and simple closed curves) is defined as the minimal number of intersection points in their isotopy classes relative to A .

For a multicurve Γ , the *unweighted Thurston transformation* $f_{\#, \Gamma} : \mathbb{R}^\Gamma \rightarrow \mathbb{R}^\Gamma$ is defined by

$$f_{\#, \Gamma}(\gamma) = \sum_{\gamma' \subset f^{-1}(\gamma)} [\gamma']_\Gamma$$

where γ' is a connected component of $f^{-1}(\gamma)$ and $[\gamma']_\Gamma$ is an element of Γ isotopic to γ' if exists. If there is no such element, then the sum is defined to be zero. For every (i, j) , (1) $0 \leq (f_\Gamma)_{ij} \leq (f_{\#, \Gamma})_{ij}$ and (2) $(f_\Gamma)_{ij} = 0$ if and only if $(f_{\#, \Gamma})_{ij} = 0$. So $f_{\#, \Gamma}$ is irreducible if and only if f_Γ is irreducible.

Proof of Theorem 7.8. Let $\text{Edge}(G) = \{e_1, e_2, \dots, e_n\}$. For any simple closed curve $\gamma \subset S^2 \setminus A$, define

$$(\gamma)_G = \begin{pmatrix} \#\{\gamma \cap e_1\} \\ \#\{\gamma \cap e_2\} \\ \vdots \\ \#\{\gamma \cap e_n\} \end{pmatrix} \quad [\gamma]_G = \begin{pmatrix} \gamma \cdot e_1 \\ \gamma \cdot e_2 \\ \vdots \\ \gamma \cdot e_n \end{pmatrix}$$

where $\gamma \cdot e_i$ means the geometric intersection number of γ and e_i relative to A . The $(\)_G$ and $[\]_G$ are linearly extended to weighted multicurves. Let T_G be the incidence matrix of $f|_G$. Let $\Gamma = \{\gamma_1, \gamma_2, \dots, \gamma_m\}$ be an irreducible Thurston obstruction. From $\#\{f^{-k}(\gamma_i) \cap e_j\} \geq f^{-k}(\gamma_i) \cdot e_j$, for every $k \geq 1$, we have

$$(6) \quad T_G^k \cdot (\gamma_i)_G = (f^{-k}(\gamma_i))_G \geq [f^{-k}(\gamma_i)]_G \geq \sum_{j=1}^m (f_{\#\Gamma, \Gamma^k})_{ij} [\gamma_j]_G.$$

The third term counts the intersection of G with all connected components of $f^{-k}(\gamma_i)$, but the last term counts the intersection of G with connected components of $f^{-k}(\gamma_i)$ isotopic relative to A to some connected components of Γ .

It follows from Proposition 7.2 that entries of T_G^k grows at most polynomially fast, so $(f_{\#\Gamma, \Gamma^k})_{ij}$ grows at most polynomially fast too. Since $f_{\#\Gamma, \Gamma}$ is an irreducible non-negative integer matrix, $f_{\#\Gamma, \Gamma}$ is a permutation by Lemma 7.1. Recall that (1) $0 \leq (f_\Gamma)_{ij} \leq (f_{\#\Gamma, \Gamma})_{ij}$ and (2) $(f_\Gamma)_{ij} > 0$ if and only if $(f_{\#\Gamma, \Gamma})_{ij} > 0$. Hence the only way to have $\lambda(f_\Gamma) \geq 1$ is $f_{\#\Gamma, \Gamma} = f_\Gamma$. Then Γ is a Levy cycle. \square

Corollary 7.10. *Let f and g be post-critically finite hyperbolic (resp. possibly non-hyperbolic) polynomials such that at least one of f and g has core entropy zero. Then f and g are mateable if and only if the formal mating (resp. degenerate mating) does not have a Levy cycle.*

Proof. Assume f and g are hyperbolic and the core entropy of f is zero. Suppose the formal mating of f and g does not have a Levy cycle but has a Thurston obstruction Γ . We may assume that Γ is irreducible. By Theorem 7.8, Γ is disjoint from the Hubbard tree of f . Then Γ is a Thurston obstruction of the polynomial g and it is a contradiction.

The degenerate mating is, roughly speaking, the collapse of ray-equivalence classes ξ containing more than one post-critical point. To obtain an induced dynamics, we need to further collapse ray-equivalence classes in the grand orbit of ξ which contains a post-critical point. See [Shi00] for details. We still have the entropy zero Hubbard tree H_f in the collapsed sphere, and a multicurve disjoint from H_f can be lifted to a multicurve in the formal mating which is also disjoint from H_f . \square

8. FINITE SUBDIVISION RULES WITH POLYNOMIAL GROWTH OF EDGE SUBDIVISIONS

Definition 8.1. A level-0 edge has *sub-exponential growth of subdivision* if

$$\lim_{n \rightarrow \infty} \#\{\text{level-}n \text{ subedges of } e\}^{1/n} = 1.$$

A finite subdivision rule \mathcal{R} has *sub-exponential growth of edge subdivisions* if every edge type has polynomial growth of subdivision. By Proposition 8.2, we can substitute the term “sub-exponential” for “polynomial”.

Recall we defined the directed graph of edge subdivisions \mathcal{E} in Section 4.2.

Proposition 8.2. *A finite subdivision rule \mathcal{R} has sub-exponential growth of edge subdivisions if and only if the cycles in \mathcal{E} are disjoint. In this case, the growth rate of $\#\{\text{level-}n \text{ subedges of } e\}$ is polynomial for each level-0 edge e .*

Proof. It is straightforward from Theorem 4.4 and Proposition 4.5. \square

Let $f^{(1)} : \mathcal{R}^{(1)} \rightarrow \mathcal{R}^{(1)}$ be the restriction of f to the 1-skeleton $\mathcal{R}^{(1)}$. Then $f^{(1)}$ is a Markov map. The adjacency matrix of the directed graph of edge subdivision \mathcal{E} coincides with the incidence matrix of the Markov map $f^{(1)}$. The following proposition is immediate from Proposition 7.2.

Proposition 8.3. *A finite subdivision rule \mathcal{R} has polynomial growth of edge subdivision if and only if $h_{\text{top}}(f^{(1)}) = 0$.*

A periodic edge in general has many recurrent subedges in each level. However, if a periodic edge has polynomial growth of subdivision, then its recurrent subedge is unique in each level.

Proposition 8.4. *If a level-0 periodic edge e has polynomial growth of subdivision, then for any $n \in \mathbb{N}$ there exists a unique level- n recurrent subedge of e . For a level-0 periodic band $(\mathbf{t}; \mathbf{e}_1, \mathbf{e}_2)$, if \mathbf{e}_1 and \mathbf{e}_2 have polynomial growths of subdivisions, then for any n there exists a unique level- n recurrent subband of $(\mathbf{t}; \mathbf{e}_1, \mathbf{e}_2)$.*

Proof. By Proposition 8.2, there exists a unique cycle in \mathcal{E} passing $[e]$. Hence, for any n , there is only one path of length n from $[e]$ and supported within the cycle and it determines a unique level- n recurrent subedge by Proposition 4.5. Then the latter statement follows from Lemma 4.7. \square

Proposition 8.5. *Suppose a finite subdivision rule \mathcal{R} has polynomial growth of edge subdivisions. For any $n \in \mathbb{N}$, the level- n non-expanding spine N_n is homeomorphic to the level-0 non-expanding spine N_0 .*

Proof. Let $(\mathbf{t}; \mathbf{e}_1, \mathbf{e}_2)$ be a level-0 periodic band. It follows from Proposition 8.4 and Lemma 4.7 that for any n there exists a unique level- n recurrent band of $(\mathbf{t}; \mathbf{e}_1, \mathbf{e}_2)$ such that its sides are unique level- n recurrent subedges of e_1 and e_2 . If two level-0 periodic bands share a side e then the level- n recurrent bands also share a side which is the level- n recurrent subedge of e . Hence N_n and N_0 are made up of the same number of spines of bands which are glued in the same way. \square

Theorem 8.6. *Let \mathcal{R} be a finite subdivision rule with polynomial growth of edge subdivisions and f be its subdivision map which is not doubly covered by a torus endomorphism. Let A be a subset of $\text{Vert}(S_{\mathcal{R}})$ containing $f(A)$ and P_f . Then the followings are equivalent.*

- (1) *The marked Thurston map $f : (S^2, A) \looparrowright$ does not have a Levy-cycle.*
- (2) *The level-0 non-expanding spine N_0 is not essential relative to A .*
- (3) *The marked Thurston map $f : (S^2, A) \looparrowright$ is combinatorially equivalent to a unique rational map up to conjugation by Möbius transformations.*

Proof. (1) \Leftrightarrow (2) follows from Theorem 5.6 and Proposition 8.5. The equivalence with (c) follows from Theorem 7.8 and Proposition 8.3. \square

Example 8.7 (Example 5.7 continued). Removing the edge type C from Figure 6, we have a finite subdivision rule with bounded edge subdivisions. Since the subdivision maps is unchanged, there is no Levy cycle by the discussion in Example 5.7. It follows from Theorem 8.6 that there is also no Thurston obstruction.

9. EXAMPLES

9.1. Critically fixed rational maps. A rational map is *critically fixed* if every critical point is a fixed point. It was recently shown that there is a one-to-one correspondence between critically fixed rational functions and planar graphs. The idea started from [CGN⁺15] and was completed in [Hlu19].

Theorem 9.1 (Hlushchanka). *There is a one-to-one correspondence between the holomorphic conjugacy classes of critically fixed rational functions and the planar isotopy classes of connected planar graphs without loops.*

Let G be a planar graph without loops and f be the corresponding critically fixed rational map in Theorem 9.1. At the end of this subsection, we construct a finite rule \mathcal{R}_G such that (1) its subdivision map is f and (2) every edge never subdivides.

Let f be a critically fixed rational map. The *Tischler graph* of f is a graph embedded in $\hat{\mathbb{C}}$ whose edge set is the collection of fixed internal rays in the immediate attracting basins of all critical points. It follows from [Hlu19] that the Tischler graph any critically fixed rational map is connected.

To construct a critically fixed rational function from a planar graph without loops, we use *blowing-up an arc* construction, that is firstly introduced in [PT98a].

Blowing-up an arc. Let $f : (S^2, A) \looparrowright$ be a marked Thurston map and γ be an arc fixed by f . Let $D \subset S^2$ be an open 2-disc contained in a small neighborhood of γ with $\gamma \subset \partial D$. Let $\gamma' = \partial D - \text{int}(\gamma)$. Define an orientation-preserving continuous map $g : S^2 \setminus D \rightarrow S^2$ in such a way that g maps γ and γ' to γ , with endpoints fixed. Define another orientation-preserving continuous map $h : \bar{D} \rightarrow S^2$ in a similar way so that h maps γ and γ' to γ , with endpoints fixed, and maps the D to $S^2 \setminus \gamma$ homeomorphically. A new Thurston map $f_\gamma : (S^2, A) \looparrowright$ is defined by $f_\gamma|_{S^2 \setminus D} = f \circ g$ and $f_\gamma|_{\bar{D}} = f \circ h$. We call f_γ the *f blown-up along an arc γ* . Note that $\deg(f_\gamma) = \deg(f) + 1$.

Let G be a planar graph without loops and $A = \text{Vert}(G)$. Define a Thurston map $f_G : (S^2, A) \looparrowright$ by blowing up the identity map $id_{S^2} : (S^2, A) \looparrowright$ along all edges of G . The combinatorial equivalence class is independent of the order of blowing-up. Each vertex v of G is a critical point of f_G such that $\deg_v(f_G) = \deg(v) + 1$. It follows from [PT98a, Corollary 3] that f_G is combinatorially equivalent to a rational map. Because f_γ fixes γ , the Thurston map f_G is the identity on G . Define a finite subdivision rule \mathcal{R}_G such that

- (1) $S_{\mathcal{R}_G}$ be the CW-complex whose 1-skeleton is G
- (2) $\mathcal{R}_G(S_{\mathcal{R}_G})$ be the CW-complex whose 1-skeleton is $f^{-1}(G)$, and
- (3) $f_G : \mathcal{R}_G(S_{\mathcal{R}_G}) \rightarrow S_{\mathcal{R}_G}$ is the subdivision map of \mathcal{R}_G .

Remark 9.2. When an edge is blown-up, there are two choices for D , depending on which side of γ the disk D is. But the combinatorial equivalence class of the resulting Thurston map is independent.

Example 9.3. See Figure 8. The graph G is a triangle with one more edge attached. Figure 8A indicates the disk that we use in the blowing-up the edge γ . The other two figures indicate the CW-complex structures at level-0 and 1. The shaded triangles in Figure 8C are mapped to the shaded triangle in Figure 8B under the subdivision map f_G .

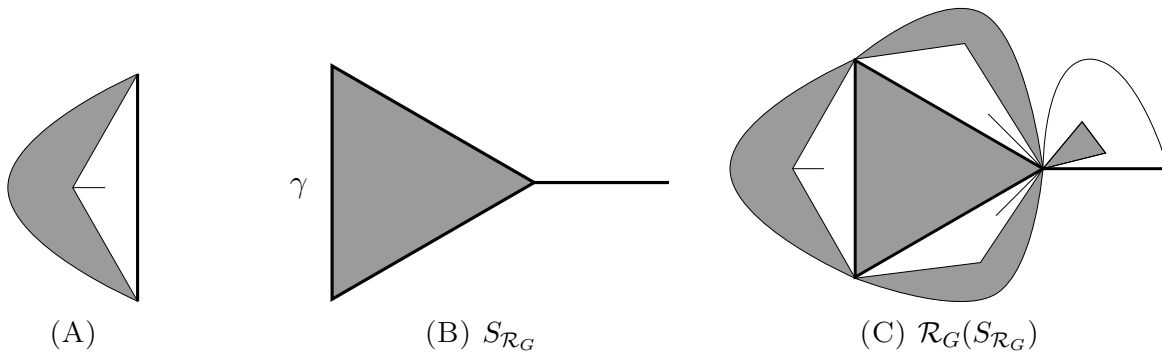


FIGURE 8

9.2. Face-inversion constructions and critically fixed anti-rational maps. The construction in this section was also investigated in [Gey20] and [LLM20] in the study of critically fixed anti-rational maps.

Let G be a finite graph in the 2-sphere S^2 . The graph G defines the CW-complex structure \mathcal{T} with $\mathcal{T}^{(1)} = G$. A graph is k -vertex-connected or k -edge-connected if it is not disconnected by the removal of fewer than k vertices or (open) edges respectively. For the characteristic map $\phi_t : \mathbf{t} \rightarrow t$ of a closed 2-cell t , we say that the *boundary vertices or edges of t are identified* if more than one vertex or edge are identified under ϕ_t . The followings are characterizations of 2- or 3-connectivity of graphs embedded in S^2 .

- G is 2-vertex-connected if and only if boundary vertices of every 2-cell are not identified, i.e., the boundary of every 2-cell is a Jordan curve.
- G is 2-edge-connected if and only if the boundary edges of every 2-cell are not identified. The 2-vertex connectedness implies the 2-edge connectedness.
- G is 3-edge-connected if and only if it is 2-edge-connected and any two 2-cells do not share more than one edge. It is also equivalent to the dual graph having no cycle of length ≤ 2 .

Assume G is 2-vertex-connected and $\deg(v) \geq 3$ for every $v \in \text{Vert}(G)$. Let t be a 2-cell of \mathcal{T} and σ_t be the reflection of S^2 in ∂t . This is possible because the 2-vertex-connectedness implies that ∂t is a simple closed curve. Then $\sigma_t(G)$ is a graph isomorphic to G such that $\sigma_t(G) \cap G = \partial t$. Define a graph H by

$$H = \bigcup_{t \text{ is a 2-cell of } \mathcal{T}} \sigma_t(G).$$

Let \mathcal{T}' be the CW-complex structure on S^2 with $\mathcal{T}'^{(1)} = H$. We define a finite subdivision rule as follows: Let $S_{\mathcal{R}} = \mathcal{T}$ and $\mathcal{R}(S_{\mathcal{R}}) = \mathcal{T}'$. Define an orientation reversing branched self-covering $f : S^2 \looparrowright$ defined by $f|_t = \sigma_t|_t$ for every 2-cell t of $S_{\mathcal{R}}$. Then f becomes a subdivision map $f : \mathcal{R}(S_{\mathcal{R}}) \rightarrow S_{\mathcal{R}}$. Note that every edge does not subdivide. The degree of f is equal to the number of 2-cells of \mathcal{T} minus one. We call \mathcal{R} the finite subdivision rule of *face-inversion of G* . Every vertex $v \in \text{Vert}(G)$ is a fixed critical point of $\deg_v(f) = \deg(v) - 1$.

A natural way to obtain an orientation preserving finite subdivision rule is to take square of the subdivision \mathcal{R}^2 and the subdivision map $f^2 : \mathcal{R}^2(\mathcal{T}) \rightarrow \mathcal{T}$. We denote by \mathcal{R}_{sq} this squared orientation preserving subdivision rule. Another way is to post-compose with an orientation reversing automorphism of G . An automorphism $\tau \in \text{Aut}(G)$ is called *orientation reversing* if it extends to an orientation reversing homeomorphism of S^2 . For any orientation

reversing automorphism $\tau \in \text{Aut}(G)$, we have an orientation preserving subdivision map $f_\tau := \tau \circ f : \mathcal{R}(S_{\mathcal{R}}) \rightarrow S_{\mathcal{R}}$ defined on the same subdivision complexes as \mathcal{R} . Denote this finite subdivision rule by \mathcal{R}_τ .

Theorem 9.4. *Let G be a 2-vertex-connected graph in S^2 such that $\deg(v) \geq 3$ for every $v \in \text{Vert}(G)$. Let \mathcal{R} be the finite subdivision rule of the face-inversion of G and $f : \mathcal{R}(S_{\mathcal{R}}) \rightarrow S_{\mathcal{R}}$ be its subdivision map. Let τ be any orientation reversing automorphism of G . Then the followings are equivalent:*

- (1) G is 3-edge-connected.
- (2) $f^2 : (S^2, \text{Vert}(G)) \hookrightarrow$ does not have a Levy cycle.
- (2') $f^2 : (S^2, \text{Vert}(G)) \hookrightarrow$ does not have a Thurston obstruction.
- (3) $f_\tau : (S^2, \text{Vert}(G)) \hookrightarrow$ does not have a Levy cycle.
- (3') $f_\tau : (S^2, \text{Vert}(G)) \hookrightarrow$ does not have a Thurston obstruction.

Proof. A level-0 band $b = (\mathbf{t}; \mathbf{e}_1, \mathbf{e}_2)$ is non-separating if and only if there is another level-0 band $b' = (\mathbf{t}'; \mathbf{e}'_1, \mathbf{e}'_2)$ such that $\phi_t(\mathbf{e}_1) = \phi_{t'}(\mathbf{e}'_1) = e_1$ and $\phi_t(\mathbf{e}_2) = \phi_{t'}(\mathbf{e}'_2) = e_2$ where ϕ_t and $\phi_{t'}$ are characteristic maps. If such bands b and b' exist, the removal of two edges of G intersecting the spines of these bands disconnects G , i.e., G is not 3-edge-connected. Conversely, if G is not 3-edge-connected, then such level-0 bands b and b' exist. Hence G is 3-edge-connected if and only if every level-0 band is non-separating. In the case, the level-0 non-expanding spine for \mathcal{R}_{sq} is an empty set. Then (1) \Rightarrow (2) \Leftrightarrow (2') follows from Theorem 8.6.

Assume G is not 3-edge-connected so that there are bands b and b' described as in the previous paragraph. The union of spines of b and b' is a circle which is an essential connected component of the level-0 non-expanding spine N_0 of \mathcal{R}_{sq} . Hence (2) \Rightarrow (1) follows from Theorem 8.6.

The equivalence (2) \Leftrightarrow (3) follows from the fact that the subdivisions $\mathcal{R}^n(S_{\mathcal{R}})$ and $\mathcal{R}_\tau^n(S_{\mathcal{R}_\tau})$ have the same CW-complex structure. The level- $2n$ non-expanding spine of \mathcal{R}_τ is homeomorphic to the level- n non-expanding spine of \mathcal{R}_{sq} for $n \geq 0$. \square

Remark 9.5. The equivalence (1) \Leftrightarrow (2) \Leftrightarrow (2') is also shown in [Gey20, Theorem 5.8] and [LLM20, Proposition 4.10].

Remark 9.6. For an orientation reversing Thurston map f , f^2 is combinatorially equivalent to a rational map if and only if f is combinatorially equivalent to an anti-rational map. See [Gey20, Theorem 3.9] and [LLMM19, Proposition 6.1].

Remark 9.7. Even if there exists a vertex v with $\deg(v) = 2$, the construction is still well-defined, but v is not a critical point. Note that such vertex v can be removed from the vertex set without any change in the face-inversion construction.

Example 9.8. See Figure 9. Let G be the graph in the bottom and τ the reflection along the middle horizontal line. Then the left and right subdivisions represent \mathcal{R}_τ and \mathcal{R} respectively.

In order to obtain an explicit formula of $f_\tau(z) = \frac{p(z)}{q(z)}$, we normalize three vertices on the axis of τ in Figure 9 from left to right to 0, 1, and ∞ . Note that $\deg_z(f_\tau)$ is 2 at $z = 0$ or 1, and $\deg_z(f_\tau)$ is 3 at $z = \infty$. Since 0 and ∞ are fixed points, $p(z)$ is a quartic polynomial divided by z^2 , and $q(z)$ is a linear polynomial. We may assume that $q(z)$ is monic. The conditions that (1) $z = 1$ is a critical fixed point and (2) the other two critical points are exchanged by $f(z)$ give rise to a system of equation about coefficients of $p(z)$ and $q(z)$. Solving this

numerically, we have

$$f_\tau(z) = -\frac{1.50351z^2(z^2 - 1.15757z - 0.596204)}{z + 0.133305}.$$

See Figure 10 for the Julia set.

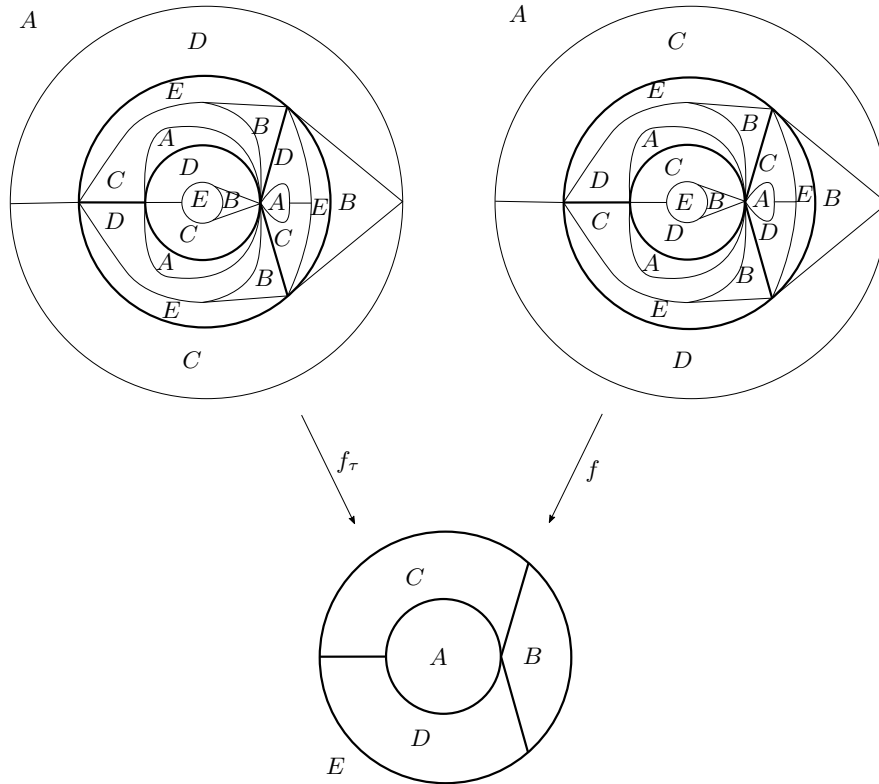


FIGURE 9. Finite subdivision rules defined from the face-inversion of a planar graph.

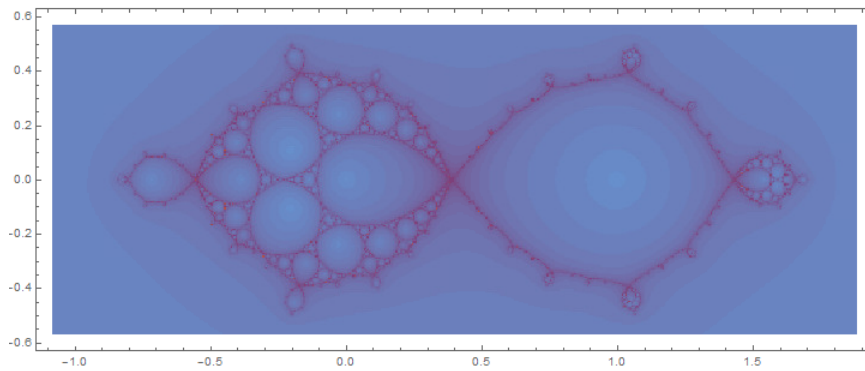


FIGURE 10. Julia set of $z \mapsto -\frac{1.50351z^2(z^2 - 1.15757z - 0.596204)}{z + 0.133305}$

9.3. Finite subdivision rules with essential non-expanding spines at higher levels.

In this subsection, we prove Proposition 9.9 by constructing an example.

Proposition 9.9. *For every $N > 0$, there exists a finite subdivision rule \mathcal{R}_N with the subdivision map $f_{\mathcal{R}_N} : \mathcal{R}_N(S_{\mathcal{R}_N}) \rightarrow S_{\mathcal{R}_N}$ of degree 6 such that (1) $\text{Vert}(S_{\mathcal{R}_N}) = P_{f_{\mathcal{R}_N}}$, (2) the level- k non-expanding spine N_k is essential relative to $\text{Vert}(S_{\mathcal{R}_N})$ for $k < N$, and (3) N_k is not essential relative to $\text{Vert}(S_{\mathcal{R}_N})$ for $k \geq N$.*

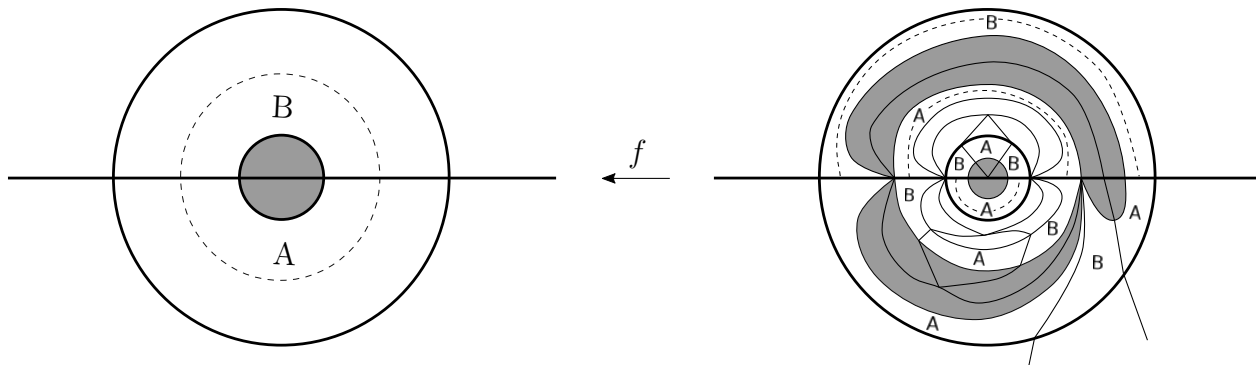
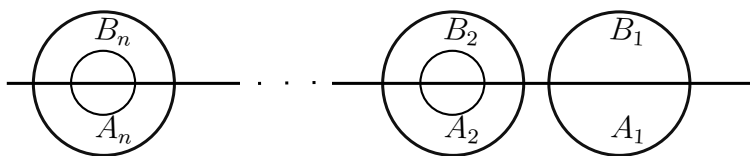


FIGURE 11. A degree 6 finite subdivision rule with six tile types.

Let us see the finite subdivision rule \mathcal{R} in Figure 11. The 1-skeleton at level-0 is drawn by bold curves. The non-expanding spines N_0 and N_1 are drawn by dotted curves. The N_0 is essential but N_1 is homotopically trivial. Let f be the subdivision map described in Figure 11. We modify the finite subdivision rule \mathcal{R} into \mathcal{R}' as follows:

- (1) Change the labels A and B into A_1 and B_1 .
- (2) For $2 \leq i \leq n$, we draw $n - 1$ copies of annuli consisting of A_i and B_i in a row on the left of the annulus consisting of A_1 and B_1 at level-0. Denote by $S_{\mathcal{R}'}$ the modified level-0 CW-complex. Define $\mathcal{R}'(S_{\mathcal{R}'}) = f^{-1}(S_{\mathcal{R}'})$.



- (3) Let σ be an orientation preserving homeomorphism of the 2-sphere such that $\sigma(S_{\mathcal{R}'}) = S_{\mathcal{R}'}$ and $\sigma(A_i) = A_{i+1}$ and $\sigma(B_i) = B_{i+1}$ for any $1 \leq i \leq n$, where indices are considered modulo n . That is, σ is a $1/n$ -rotation. Define the subdivision map $f' : \mathcal{R}'(S_{\mathcal{R}'}) \rightarrow S_{\mathcal{R}'}$ by $f' = \sigma \circ f$.

Let N'_i be the level- i non-expanding spine of \mathcal{R}' . The N'_0 is n -copies of circles. The N'_1 is the union of $n - 1$ -copies of circles with three non-closed curves. Similarly, for $k < n$, the level- k non-expanding spine N'_k has $n - k$ circles and some non-closed curves. Therefore, N'_i is essential if $i < n$ and non-essential if $i \geq n$.

REFERENCES

- [BBY12] Sylvain Bonnot, Mark Braverman, and Michael Yampolsky, *Thurston equivalence to a rational map is decidable*, Mosc. Math. J. **12** (2012), no. 4, 747–763, 884. MR 3076853

- [BD18] Laurent Bartholdi and Dzmitry Dudko, *Algorithmic aspects of branched coverings IV/V. Expanding maps*, Trans. Amer. Math. Soc. **370** (2018), no. 11, 7679–7714. MR 3852445
- [BLMW19] James Belk, Justin Lanier, Dan Margalit, and Rebecca R. Winarski, *Recognizing topological polynomials by lifting trees*, 2019, arXiv:1906.07680.
- [BM17] Mario Bonk and Daniel Meyer, *Expanding Thurston maps*, Mathematical Surveys and Monographs, vol. 225, American Mathematical Society, Providence, RI, 2017. MR 3727134
- [BP94] Abraham Berman and Robert J. Plemmons, *Nonnegative matrices in the mathematical sciences*, Classics in Applied Mathematics, vol. 9, Society for Industrial and Applied Mathematics (SIAM), Philadelphia, PA, 1994, Revised reprint of the 1979 original. MR 1298430
- [CFKP03] J. W. Cannon, W. J. Floyd, R. Kenyon, and W. R. Parry, *Constructing rational maps from subdivision rules*, Conform. Geom. Dyn. **7** (2003), 76–102. MR 1992038
- [CFP01] J. W. Cannon, W. J. Floyd, and W. R. Parry, *Finite subdivision rules*, Conform. Geom. Dyn. **5** (2001), 153–196. MR 1875951
- [CGN⁺15] Kristin Cordwell, Selina Gilbertson, Nicholas Nuechterlein, Kevin M. Pilgrim, and Samantha Pinella, *On the classification of critically fixed rational maps*, Conform. Geom. Dyn. **19** (2015), 51–94. MR 3323420
- [DH93] Adrien Douady and John H. Hubbard, *A proof of Thurston’s topological characterization of rational functions*, Acta Math. **171** (1993), no. 2, 263–297. MR 1251582
- [FM12] Benson Farb and Dan Margalit, *A primer on mapping class groups*, Princeton Mathematical Series, vol. 49, Princeton University Press, Princeton, NJ, 2012. MR 2850125
- [FPP18a] William Floyd, Walter Parry, and Kevin M. Pilgrim, *Rationality is decidable for nearly euclidean thurston maps*, 2018, arXiv:1812.01066.
- [FPP18b] William J. Floyd, Walter R. Parry, and Kevin M. Pilgrim, *Expansion properties for finite subdivision rules I*, Sci. China Math. **61** (2018), no. 12, 2237–2266. MR 3881956
- [FPP20] William Floyd, Walter Parry, and Kevin M. Pilgrim, *Expansion properties for finite subdivision rules II*, Conform. Geom. Dyn. **24** (2020), 29–50. MR 4051834
- [Gey20] Lukas Geyer, *Classification of critically fixed anti-rational maps*, 2020, arXiv:2006.10788.
- [GHMZ18] Yan Gao, Peter Haïssinsky, Daniel Meyer, and Jinsong Zeng, *Invariant Jordan curves of Sierpiński carpet rational maps*, Ergodic Theory Dynam. Systems **38** (2018), no. 2, 583–600. MR 3774834
- [Hlu17] Mikhail Hlushchanka, *Invariant graphs, tilings, and iterated monodromy groups*, Ph.D. thesis, Jacobs University, 2017.
- [Hlu19] ———, *Tischler graphs of critically fixed rational maps and their applications*, 2019, arXiv:1904.04759.
- [HS94] John H. Hubbard and Dierk Schleicher, *The spider algorithm*, Complex dynamical systems (Cincinnati, OH, 1994), Proc. Sympos. Appl. Math., vol. 49, Amer. Math. Soc., Providence, RI, 1994, pp. 155–180. MR 1315537
- [Hub16] John Hamal Hubbard, *Teichmüller theory and applications to geometry, topology, and dynamics. Vol. 2*, Matrix Editions, Ithaca, NY, 2016, Surface homeomorphisms and rational functions. MR 3675959
- [Lev85] Silvio Vieira Ferreira Levy, *Critically finite rational maps (Thurston)*, Ph.D. thesis, Princeton University, 1985, p. 65. MR 2634168
- [LLM20] Russell Lodge, Yusheng Luo, and Sabyasachi Mukherjee, *Circle packings, kissing reflection groups and critically fixed anti-rational maps*, 2020, arXiv:2007.03558.
- [LLMM19] Russell Lodge, Mikhail Lyubich, Sergei Merenkov, and Sabyasachi Mukherjee, *On dynamical gaskets generated by rational maps, Kleinian groups, and Schwarz reflections*, 2019, arXiv:1912.13438.
- [LMS15] Russell Lodge, Yauhen Mikulich, and Dierk Schleicher, *Combinatorial properties of newton maps*, 2015, arXiv:1510.02761.
- [MW02] Jonathan P. McCammond and Daniel T. Wise, *Fans and ladders in small cancellation theory*, Proc. London Math. Soc. (3) **84** (2002), no. 3, 599–644. MR 1888425
- [Nek05] Volodymyr Nekrashevych, *Self-similar groups*, Mathematical Surveys and Monographs, vol. 117, American Mathematical Society, Providence, RI, 2005. MR 2162164
- [Poi10] Alfredo Poirier, *Hubbard trees*, Fund. Math. **208** (2010), no. 3, 193–248. MR 2650982

- [PT98a] Kevin M. Pilgrim and Lei Tan, *Combining rational maps and controlling obstructions*, Ergodic Theory and Dynamical Systems **18** (1998), no. 1, 221–245.
- [PT98b] ———, *Combining rational maps and controlling obstructions*, Ergodic Theory Dynam. Systems **18** (1998), no. 1, 221–245. MR 1609463
- [Shi00] Mitsuhiro Shishikura, *On a theorem of M. Rees for matings of polynomials*, The Mandelbrot set, theme and variations, London Math. Soc. Lecture Note Ser., vol. 274, Cambridge Univ. Press, Cambridge, 2000, pp. 289–305. MR 1765095
- [Sid00] Said Sidki, *Automorphisms of one-rooted trees: growth, circuit structure, and acyclicity*, J. Math. Sci. (New York) **100** (2000), no. 1, 1925–1943, Algebra, 12. MR 1774362
- [ST00] Mitsuhiro Shishikura and Lei Tan, *A family of cubic rational maps and matings of cubic polynomials*, Experiment. Math. **9** (2000). MR 1758798
- [ST19] Anastasia Shepelevtseva and Vladlen Timorin, *Invariant spanning trees for quadratic rational maps*, Arnold Math. J. **5** (2019), no. 4, 435–481. MR 4068871
- [Str90] Ralph Strebel, *Appendix. Small cancellation groups*, Sur les groupes hyperboliques d’après Mikhael Gromov (Bern, 1988), Progr. Math., vol. 83, Birkhäuser Boston, Boston, MA, 1990, pp. 227–273. MR 1086661
- [Tan92] Lei Tan, *Matings of quadratic polynomials*, Ergodic Theory Dynam. Systems **12** (1992), no. 3, 589–620. MR 1182664
- [Thu20] Dylan P. Thurston, *A positive characterization of rational maps*, Ann. of Math. (2) **192** (2020), no. 1, 1–46. MR 4125449
- [Ufn82] V. A. Ufnarovskii, *Criterion for the growth of graphs and algebras given by words*, Mat. Zametki **31** (1982), no. 3, 465–472, 476. MR 652851

DEPARTMENT OF MATHEMATICS, INDIANA UNIVERSITY, BLOOMINGTON, IN 47405, USA
Email address: park433@iu.edu