

Two-loop helicity amplitudes for $gg \rightarrow ZZ$ with full top-quark mass effects

Bakul Agarwal,^a Stephen P. Jones,^{b,c} and Andreas von Manteuffel^a

^a*Department of Physics and Astronomy, Michigan State University,
East Lansing, Michigan 48824, USA*

^b*Institute for Particle Physics Phenomenology, Durham University, Durham DH1 3LE, UK*

^c*Theoretical Physics Department, CERN, 1211 Geneva 23, Switzerland*

E-mail: agarwalb@msu.edu, s.jones@cern.ch, vmante@msu.edu

ABSTRACT: We calculate the two-loop QCD corrections to $gg \rightarrow ZZ$ involving a closed top-quark loop. We present a new method to systematically construct linear combinations of Feynman integrals with a convergent parametric representation, where we also allow for irreducible numerators, higher powers of propagators, dimensionally shifted integrals, and subsector integrals. The amplitude is expressed in terms of such finite integrals by employing syzygies derived with linear algebra and finite field techniques. Evaluating the amplitude using numerical integration, we find agreement with previous expansions in asymptotic limits and provide ab initio results also for intermediate partonic energies and non-central scattering at higher energies.

Contents

1	Introduction	1
2	Setup of the calculation	3
2.1	Form factors and helicity amplitudes	3
2.2	Diagrams and electroweak coupling structure	5
3	Reduction of Feynman integrals	8
3.1	Linear relations from syzygies	8
3.2	Constructing syzygies with linear algebra	9
3.3	Inserting the reductions into the amplitude	11
4	Finite basis integrals	12
4.1	Dimension shifts and dots	12
4.2	Constructing finite linear combinations	13
4.3	Numerical performance	17
5	Renormalisation and checks	18
5.1	UV renormalisation and IR subtraction	18
5.2	Checks	19
6	Results	20
7	Conclusions	25
A	Numerical checks	27

1 Introduction

Z boson pair production is an essential process at the Large Hadron Collider (LHC). Besides its immediate relevance as a signal process for precision physics [1–5], it is a significant background to on-shell and off-shell Higgs production for the four-lepton final state [6–9]. Continuum Z pair production significantly contributes to off-shell Higgs production ($\sim 10\%$) through interference effects [10, 11]. This is, in particular, important for indirect Higgs width constraints as proposed in [12, 13]. The primary production channel for vector bosons at the LHC is quark-antiquark annihilation, which starts at tree level and is known to next-to-next-to-leading order (NNLO) QCD [14–20]. The gluon fusion channel is loop-induced and starts formally at NNLO for the process $pp \rightarrow ZZ$. Nevertheless, it accounts for $O(60\%)$ [14] of the total NNLO correction owing to the high gluon luminosity at the

LHC. Additionally, NLO corrections to $gg \rightarrow ZZ$ were also found to be quite sizable [21], resulting in an $O(5\%)$ increase to the total $pp \rightarrow ZZ$ cross section [22].

The one-loop QCD amplitude for $gg \rightarrow ZZ$ was calculated a long time ago in [23–25]. At two-loops, the massless quark contribution was computed in [26, 27]. It is expected that, due to the Goldstone boson equivalence theorem [28, 29], top-quark corrections at two-loops could be significant as well, especially for longitudinally polarised Z bosons at high invariant mass. This configuration is of particular interest, since it provides unique opportunities for measurement of an anomalous $t\bar{t}Z$ coupling [30]. Contributions from top-quark at two-loops were calculated in [31, 32] using the large top-mass approximation and subsequently improved using Padé approximants in [33]. In [34], an expansion around top-quark pair production threshold was incorporated with the large top-mass approximation for the form factors relevant for interference with the Higgs production amplitude, and in [35], the authors used both the large top-mass approximation and the small top-mass approximation along with Padé approximants to improve the expansion in the intermediate region. Higgs mediated two-loop contributions to ZZ production involving a closed top-quark loop were calculated some time ago [36–39]. Contributions of the third generation quarks to W^+W^- production with exact mass dependence were computed recently in [40].

In this paper, we calculate the two-loop QCD corrections to on-shell $gg \rightarrow ZZ$ production which involve a closed top-quark loop, keeping the dependence on the top-quark mass exact. We present a new variant of the syzygy based approach for reduction of dimensionally regulated multi-loop integrals, which we use to reduce our amplitudes. Since many of the topologies involved in this calculation are rather complicated and can not be expressed in terms of multiple polylogarithms, we use sector decomposition and numerically evaluate our master integrals. To improve our numerical performance, we choose a basis of finite integrals, where we also allow for linear combinations of divergent integrals. The building blocks of these linear combinations are rather general Feynman integrals, possibly with numerators, higher propagator powers (“dots”), pinched propagators (subsectors), or dimension shifts. We present a new algorithm to systematically construct all possible linear combinations which are finite at the integrand level, starting from a set of seed integrals.

The paper is organised as follows. We introduce the setup for our amplitude calculation in section 2, describing our projector method, the construction of helicity amplitudes and the electroweak coupling structure. In section 3, we describe a new variant of the syzygy based approach to linear relations between loop integrals, which allows us to reduce the amplitude. In section 4, we present our novel algorithm for construction of finite Feynman integrals, which we use to arrive at a basis of integrals suitable for numerical evaluation. In section 5, we discuss UV renormalisation and IR subtraction, we then present the checks we perform on our calculation to establish correctness of our results. Finally, we present numerical results for our helicity amplitudes in section 6. We detail some of our numerical checks in Appendix A.

2 Setup of the calculation

2.1 Form factors and helicity amplitudes

We consider Z pair production in gluon fusion,

$$g(p_1) + g(p_2) \rightarrow Z(p_3) + Z(p_4). \quad (2.1)$$

Here, p_1, p_2 are incoming and p_3, p_4 are outgoing momenta, so that $p_1 + p_2 = p_3 + p_4$ and

$$p_1^2 = p_2^2 = 0, \quad p_3^2 = p_4^2 = m_Z^2, \quad (2.2)$$

that is, we consider the Z -bosons to be on-shell. Our Mandelstam variables are

$$s = (p_1 + p_2)^2, \quad t = (p_1 - p_3)^2, \quad u = (p_2 - p_3)^2, \quad \text{with } s + t + u = 2m_Z^2. \quad (2.3)$$

The amplitude can be represented as

$$\mathcal{M} = \mathcal{M}_{\mu\nu\rho\sigma}(p_1, p_2, p_3, p_4) \epsilon_{\lambda_1}^\mu(p_1) \epsilon_{\lambda_2}^\nu(p_2) \epsilon_{\lambda_3}^{*\rho}(p_3) \epsilon_{\lambda_4}^{*\sigma}(p_4) \quad (2.4)$$

using polarization vectors $\epsilon_{\lambda_i}(p_i)$, for which we will also use the abbreviation $\epsilon_i \equiv \epsilon_{\lambda_i}(p_i)$.

Using Lorentz invariance, the amplitude can be decomposed in terms of 138 parity-even tensor structures [26]:

$$\begin{aligned} \mathcal{M}^{\mu\nu\rho\sigma}(p_1, p_2, p_3, p_4) = & a_1 g^{\mu\nu} g^{\rho\sigma} + a_2 g^{\mu\rho} g^{\nu\sigma} + a_3 g^{\mu\sigma} g^{\nu\rho} \\ & + \sum_{i,j=1}^3 (a_{1,ij} g^{\mu\nu} p_i^\rho p_j^\sigma + a_{2,ij} g^{\mu\rho} p_i^\nu p_j^\sigma + a_{3,ij} g^{\mu\sigma} p_i^\nu p_j^\rho \\ & + a_{4,ij} g^{\nu\rho} p_i^\mu p_j^\sigma + a_{5,ij} g^{\nu\sigma} p_i^\mu p_j^\rho + a_{6,ij} g^{\rho\sigma} p_i^\mu p_j^\nu) \\ & + \sum_{i,j,k,l=1}^3 a_{ijkl} p_i^\mu p_j^\nu p_k^\rho p_l^\sigma. \end{aligned} \quad (2.5)$$

Parity-odd tensor structures involving the epsilon tensor do not need to be taken into account due to Bose symmetry and charge-parity conservation for our process [24]. Since the color structure of the external states is straight-forward, we suppress color indices here and in the following. We can reduce the number of tensors using transversality of the gluon polarization vectors,

$$\epsilon_1 \cdot p_1 = 0, \quad \epsilon_2 \cdot p_2 = 0, \quad (2.6)$$

and the gauge choice

$$\epsilon_1 \cdot p_2 = 0, \quad \epsilon_2 \cdot p_1 = 0, \quad \epsilon_3 \cdot p_3 = 0, \quad \epsilon_4 \cdot p_4 = 0. \quad (2.7)$$

These polarisation vectors correspond to the polarisation sums

$$\begin{aligned} \sum_{\text{pol}} \epsilon_1^\mu \epsilon_1^{*\nu} &= -g^{\mu\nu} + \frac{p_1^\mu p_2^\nu + p_2^\mu p_1^\nu}{p_1 \cdot p_2}, & \sum_{\text{pol}} \epsilon_3^\mu \epsilon_3^{*\nu} &= -g^{\mu\nu} + \frac{p_3^\mu p_3^\nu}{p_3 \cdot p_3}, \\ \sum_{\text{pol}} \epsilon_2^\mu \epsilon_2^{*\nu} &= -g^{\mu\nu} + \frac{p_1^\mu p_2^\nu + p_2^\mu p_1^\nu}{p_1 \cdot p_2}, & \sum_{\text{pol}} \epsilon_4^\mu \epsilon_4^{*\nu} &= -g^{\mu\nu} + \frac{p_4^\mu p_4^\nu}{p_4 \cdot p_4}. \end{aligned} \quad (2.8)$$

The amplitude can then be written as

$$\mathcal{M}^{\mu\nu\rho\sigma}(p_1, p_2, p_3, p_4) = \sum_{i=1}^{20} A_i(s, t, m_t^2, m_Z^2) T_i^{\mu\nu\rho\sigma}, \quad (2.9)$$

where the A_i are the form factors, and the remaining 20 tensors T_i are as follows:

$$\begin{aligned} T_1^{\mu\nu\rho\sigma} &= g^{\mu\nu} g^{\rho\sigma}, & T_2^{\mu\nu\rho\sigma} &= g^{\mu\rho} g^{\nu\sigma}, & T_3^{\mu\nu\rho\sigma} &= g^{\mu\sigma} g^{\nu\rho}, & T_4^{\mu\nu\rho\sigma} &= p_1^\rho p_1^\sigma g^{\mu\nu}, \\ T_5^{\mu\nu\rho\sigma} &= p_1^\rho p_2^\sigma g^{\mu\nu}, & T_6^{\mu\nu\rho\sigma} &= p_1^\sigma p_2^\rho g^{\mu\nu}, & T_7^{\mu\nu\rho\sigma} &= p_2^\rho p_2^\sigma g^{\mu\nu}, & T_8^{\mu\nu\rho\sigma} &= p_1^\sigma p_3^\nu g^{\mu\rho}, \\ T_9^{\mu\nu\rho\sigma} &= p_2^\sigma p_3^\nu g^{\mu\rho}, & T_{10}^{\mu\nu\rho\sigma} &= p_1^\rho p_3^\nu g^{\mu\sigma}, & T_{11}^{\mu\nu\rho\sigma} &= p_2^\rho p_3^\nu g^{\mu\sigma}, & T_{12}^{\mu\nu\rho\sigma} &= p_1^\sigma p_3^\mu g^{\nu\rho}, \\ T_{13}^{\mu\nu\rho\sigma} &= p_2^\sigma p_3^\mu g^{\nu\rho}, & T_{14}^{\mu\nu\rho\sigma} &= p_1^\rho p_3^\mu g^{\nu\sigma}, & T_{15}^{\mu\nu\rho\sigma} &= p_2^\rho p_3^\mu g^{\nu\sigma}, & T_{16}^{\mu\nu\rho\sigma} &= p_3^\mu p_3^\nu g^{\rho\sigma}, \\ T_{17}^{\mu\nu\rho\sigma} &= p_1^\rho p_1^\sigma p_3^\mu p_3^\nu, & T_{18}^{\mu\nu\rho\sigma} &= p_1^\rho p_2^\sigma p_3^\mu p_3^\nu, & T_{19}^{\mu\nu\rho\sigma} &= p_2^\rho p_1^\sigma p_3^\mu p_3^\nu, & T_{20}^{\mu\nu\rho\sigma} &= p_2^\rho p_2^\sigma p_3^\mu p_3^\nu. \end{aligned} \quad (2.10)$$

The form factors $A_i(s, t, m_t^2, m_Z^2)$ can be derived from the amplitude using projection operators $P_i^{\mu\nu\rho\sigma}$, which fulfill

$$\sum_{\text{pol}} P_i^{\mu\nu\rho\sigma} \epsilon_{1\mu}^* \epsilon_{2\nu}^* \epsilon_{3\rho} \epsilon_{4\sigma} \epsilon_{1\mu'} \epsilon_{2\nu'} \epsilon_{3\rho'}^* \epsilon_{4\sigma'}^* \mathcal{M}^{\mu'\nu'\rho'\sigma'} = A_i. \quad (2.11)$$

These projection operators themselves can be decomposed in terms of the $T_i^{\mu\nu\rho\sigma}$ as

$$P_i^{\mu\nu\rho\sigma} = \sum_{j=1}^{20} B_{ij}(s, t, m_t^2, m_Z^2) (T_j^{\mu\nu\rho\sigma})^\dagger, \quad i = 1, \dots, 20. \quad (2.12)$$

where the exact forms of the B_{ij} are available at the [VVamp project website](#).

Due to Bose symmetry, the amplitude must remain unchanged under the exchange of the incoming gluons or the outgoing Z-bosons [26] i.e.

$$\begin{aligned} 1 \leftrightarrow 2 & : & p_1 \leftrightarrow p_2, & \quad \epsilon_{\lambda_1}(p_1) \leftrightarrow \epsilon_{\lambda_2}(p_2), \\ 3 \leftrightarrow 4 & : & p_3 \leftrightarrow p_4, & \quad \epsilon_{\lambda_3}(p_3) \leftrightarrow \epsilon_{\lambda_4}(p_4). \end{aligned}$$

This leads to the following identities between the form factors

$$A_7 = A_4, \quad A_{12} = -A_{11}, \quad A_{13} = -A_{10}, \quad A_{14} = -A_9, \quad A_{15} = -A_8, \quad A_{20} = A_{17}, \quad (2.13)$$

as well as the following relations under the crossing $p_1 \leftrightarrow p_2$ ($t \leftrightarrow u$)

$$\begin{aligned} A_1(s, t) &= A_1(s, u), & A_4(s, t) &= A_4(s, u), & A_7(s, t) &= A_7(s, u), \\ A_{16}(s, t) &= A_{16}(s, u), & A_{17}(s, t) &= A_{17}(s, u), & A_{20}(s, t) &= A_{20}(s, u), \\ A_2(s, t) &= A_3(s, u), & A_5(s, t) &= A_6(s, u), & A_8(s, t) &= A_{13}(s, u), \\ A_9(s, t) &= A_{12}(s, u), & A_{10}(s, t) &= A_{15}(s, u), & A_{11}(s, t) &= A_{14}(s, u), \\ A_{18}(s, t) &= A_{19}(s, u). \end{aligned} \quad (2.14)$$

It is straightforward to derive amplitudes for polarised external particles from the A_i form factors. Taking fermionic decays of the Z bosons into account, the amplitudes for

specific fermion helicities can be found e.g. in [26]. Here, we consider specific polarisations of the on-shell Z bosons in the partonic center-of-mass frame. We parametrise the momenta according to

$$\begin{aligned} p_1^\mu &= \frac{\sqrt{s}}{2} (1, 0, 0, 1), & p_3^\mu &= \frac{\sqrt{s}}{2} (1, \beta \sin \theta, 0, \beta \cos \theta), \\ p_2^\mu &= \frac{\sqrt{s}}{2} (1, 0, 0, -1), & p_4^\mu &= \frac{\sqrt{s}}{2} (1, -\beta \sin \theta, 0, -\beta \cos \theta), \end{aligned} \quad (2.15)$$

with $\beta = \sqrt{1 - 4m_Z^2/s}$ and θ being the angle in the centre-of-mass frame between the direction p_1 and the outgoing Z boson carrying momentum p_3 . We choose for the polarisation vectors

$$\begin{aligned} \epsilon_\pm^\mu(p_1) &= \frac{1}{\sqrt{2}} (0, \mp 1, -i, 0), \\ \epsilon_\pm^\mu(p_2) &= \frac{1}{\sqrt{2}} (0, \pm 1, -i, 0), \\ \epsilon_\pm^\mu(p_3) &= \frac{1}{\sqrt{2}} (0, \mp \cos \theta, -i, \pm \sin \theta), & \epsilon_0^\mu(p_3) &= \frac{\sqrt{s}}{2m_Z} (\beta, \sin \theta, 0, \cos \theta), \\ \epsilon_\pm^\mu(p_4) &= \frac{1}{\sqrt{2}} (0, \pm \cos \theta, -i, \mp \sin \theta), & \epsilon_0^\mu(p_4) &= \frac{\sqrt{s}}{2m_Z} (\beta, -\sin \theta, 0, -\cos \theta). \end{aligned} \quad (2.16)$$

It can be shown that these polarisation vectors satisfy (2.6), (2.7), and (2.8). Moreover, the following symmetry relations hold for the helicity amplitudes [24, 35]:

$$\begin{aligned} \mathcal{M}_{\lambda_1 \lambda_2 \lambda_3 \lambda_4} &= (-1)^{\delta_{\lambda_3 0} + \delta_{\lambda_4 0}} \mathcal{M}_{-\lambda_1 -\lambda_2 -\lambda_3 -\lambda_4} \\ \mathcal{M}_{++++} &= \mathcal{M}_{+--+} \\ \mathcal{M}_{+---} &= \mathcal{M}_{-++-} \\ \mathcal{M}_{++\pm 0} &= \mathcal{M}_{++0\pm} \\ \mathcal{M}_{+-\pm 0} &= \mathcal{M}_{+-0\mp} \end{aligned} \quad (2.17)$$

as well as the following identities under the change $\theta \rightarrow \theta + \pi$:

$$\begin{aligned} \mathcal{M}_{++++} &= (\mathcal{M}_{+--+})_{\theta \rightarrow \theta + \pi} \\ \mathcal{M}_{+--+} &= (\mathcal{M}_{+--+})_{\theta \rightarrow \theta + \pi} \\ \mathcal{M}_{+\pm+0} &= (\mathcal{M}_{+\pm-0})_{\theta \rightarrow \theta + \pi} \end{aligned} \quad (2.18)$$

which reduces the number of independent helicity amplitudes to 8. The expressions for the helicity amplitudes in terms of the form factors A_i are provided in an ancillary file.

2.2 Diagrams and electroweak coupling structure

To generate the relevant Feynman diagrams, we use **Qgraf** [41]. In the diagrams considered, the Z bosons couple only to quark lines. The coupling of a Z boson to a fermion line can be written as

$$\begin{aligned} \mathcal{V}_\mu^{Vf\bar{f}} &= ie \left[L_{f\bar{f}}^Z \gamma_\mu \left(\frac{1 - \gamma_5}{2} \right) + R_{f\bar{f}}^Z \gamma_\mu \left(\frac{1 + \gamma_5}{2} \right) \right] \\ &= i \frac{e}{2 \sin \theta_W \cos \theta_W} \gamma_\mu (v_t + a_t \gamma_5) \end{aligned} \quad (2.19)$$

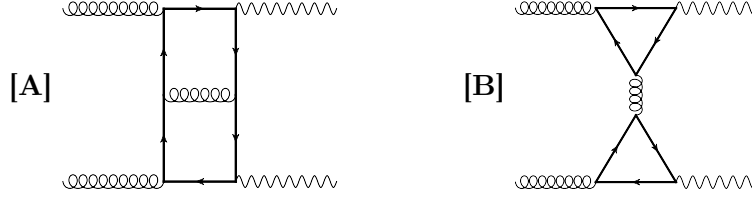


Figure 1. Example Feynman diagrams representing the two classes of diagrams

where $L_{f\bar{f}}^Z = (I_3^f - q_f \sin^2 \theta_W) / (\sin \theta_W \cos \theta_W)$, $R_{f\bar{f}}^Z = -q_f \sin \theta_W / \cos \theta_W$, e is the positron charge, and q_f is the electric charge of the fermion in terms of e . The vector and axial components are given in terms of the weak mixing angle θ_W by $v_t = \frac{1}{2} - \frac{4}{3} \sin^2 \theta_W$ and $a_t = -\frac{1}{2}$, respectively. The couplings of the two Z bosons to the fermion line can in principle generate vector-vector (v_t^2), vector-axial ($v_t a_t$), and axial-axial (a_t^2) contributions to the amplitude. However, due to Bose symmetry and charge-parity conservation for this process, the vector-axial contribution should vanish identically [24]. This also explains the absence of any terms with the Levi-Civita tensor in (2.5) since such terms would violate parity and are hence forbidden. For the massless quark case, the vector-vector and the axial-axial contributions are identical; after including quark masses, they differ by terms proportional to the quark mass.

We find a total of 166 diagrams containing at least one top-quark propagator. Out of these, 49 diagrams have a single gluon coupled to a closed fermion loop, and hence they vanish due to colour conservation. The remaining diagrams can be divided into two classes shown in figure 1.

Class A : Both Z bosons couple to the same fermion line. To appropriately handle γ_5 in d dimensions, we use the anti-commuting γ_5 scheme described in [42, 43]. Since cyclicity of trace is not preserved in this scheme, a reading point prescription is employed to ensure that all traces are read from the same point. However, for a closed fermion loop with an even number of γ_5 matrices, it is trivial to eliminate γ_5 using the anti-commutation relations; this greatly simplifies the implementation of the anti-commuting γ_5 scheme.

Class B : The Z bosons couple to different closed fermion lines. For these diagrams, the vector-vector contribution can be shown to vanish due to Furry's theorem, while the vector-axial piece is identically zero because of charge-parity conservation. The axial-axial piece, however, vanishes only after summing over a degenerate $SU(2)_L$ doublet. Since the third generation of quarks is not degenerate, this cancellation is incomplete and we see a finite remainder from the top-bottom mass splitting. These diagrams have a single γ_5 in each loop which leads to a non-trivial structure and requires careful application of the reading point prescription. Since these diagrams are effectively one-loop, we treat them separately. Exact results for these diagrams were previously presented in [33] and we find full agreement. We will not mention them any further and do not include these contributions in the results presented below.

After generating the diagrams in class A, we employ **Reduze 2** to map them to the 4 different integral families shown in table 1. We find 13 top-level topologies (trivalent graphs), of which 7 are irreducible (figure 2) and 6 are reducible (figure 3). We use **FORM**

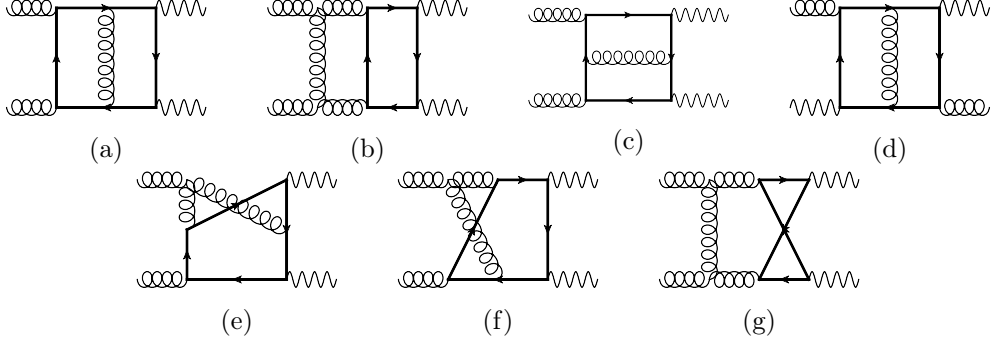


Figure 2. Representative Feynman diagrams in class A with irreducible topologies. The number of master integrals in each topology are 3, 4, 3, 3, 5, 5, and 4 respectively

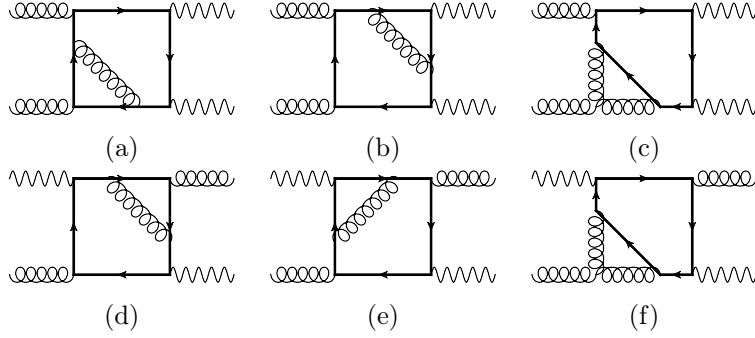


Figure 3. Representative Feynman diagrams in class A with reducible topologies.

A	B	C	D
$k_1^2 - m_t^2$	k_1^2	$k_1^2 - m_t^2$	k_1^2
$(k_1 + p_1)^2 - m_t^2$	$(k_1 + p_1)^2$	$(k_1 + p_1)^2 - m_t^2$	$(k_1 + p_1)^2$
$(k_1 + p_1 + p_2)^2 - m_t^2$	$(k_1 + p_1 + p_2)^2$	$(k_1 + p_1 - p_3)^2 - m_t^2$	$(k_1 + p_1 + p_2)^2$
$(k_1 + p_4)^2 - m_t^2$	$(k_1 + p_4)^2$	$(k_1 + p_4)^2 - m_t^2$	$k_2^2 - m_t^2$
$k_2^2 - m_t^2$	$k_2^2 - m_t^2$	$k_2^2 - m_t^2$	$(k_2 + p_1 + p_2)^2 - m_t^2$
$(k_2 + p_1)^2 - m_t^2$	$(k_2 + p_1 - p_3)^2 - m_t^2$	$(k_2 + p_1 - p_3)^2 - m_t^2$	$(k_2 + p_4)^2 - m_t^2$
$(k_2 + p_1 + p_2)^2 - m_t^2$	$(k_2 - p_3)^2 - m_t^2$	$(k_2 + p_4)^2 - m_t^2$	$(k_2 - k_1)^2 - m_t^2$
$(k_2 + p_4)^2 - m_t^2$	$(k_2 + p_4)^2 - m_t^2$	$(k_2 - k_1)^2$	$(k_2 - k_1 + p_2)^2 - m_t^2$
$(k_1 - k_2)^2$	$(k_1 + k_2 + p_4)^2 - m_t^2$	$(k_1 - k_2 + p_1)^2$	$(k_2 - k_1 + p_4)^2 - m_t^2$

Table 1. List of integral families and their propagators

[44–46] to apply the Feynman rules and generate the amplitude, employing the 't Hooft-Feynman gauge ($\xi = 1$) for internal gluons. Before applying any symmetries, we find a total of 29247 integrals with up to 4 irreducible scalar products in the numerator. This number can be reduced to 4504 using symmetry relations between the integrals. We see further simplifications after inserting the symmetry relations in the amplitude; due to cancellations only 1584 integrals survive in the form factors. This is a significant improvement over the original number of integrals and underlines the importance of using symmetry relations and working with amplitudes instead of individual diagrams.

Using **Reduze 2** [47–50], we perform a numerical reduction by substituting numbers for kinematics and find, for the diagrams with a single fermion loop, 85 irreducible topologies with the worst sector having 6 master integrals with 6 lines. In total, we obtain 264 master integrals for class A, out of which 172 are not related by any crossing. Our symbolic reduction is discussed in the following section.

3 Reduction of Feynman integrals

3.1 Linear relations from syzygies

A general L -loop scalar Feynman integral with N propagators can be represented by

$$I(\nu_1, \dots, \nu_N) = \int \left(\prod_{l=1}^L d^d k_l \right) \prod_{i=1}^N \frac{1}{(q_i^2 - m_i^2)^{\nu_i}} \quad (3.1)$$

where k_1, \dots, k_L are the loop momenta, q_i are the propagator momenta (linear combinations of loop and external momenta), m_i are the masses of the propagators, ν_i are (integer) exponents of the propagators, and $d = 4 - 2\epsilon$. Here, we allow also for non-positive powers ν_i of the propagators, i.e. we consider a *family* of integrals with possible irreducible numerators. The total derivative of an integral in dimensional regularisation vanishes; this allows us to write linear relations between different integrals [51]

$$0 = \int \left(\prod_{l=1}^L d^d k_l \right) \frac{\partial}{\partial k_j^\mu} \left(v^\mu \prod_{i=1}^N \frac{1}{(q_i^2 - m_i^2)^{\nu_i}} \right), \quad (3.2)$$

where v_μ could be any linear combination of loop and external momenta. We can eliminate most of the integrals in the amplitude using these relations with the remaining integrals usually referred to as master or basis integrals. This procedure can be systematically used to reduce any integral appearing in the amplitude due to an algorithm by S. Laporta [52]. Many public codes based on this algorithm are available for this purpose [47, 53–56].

Conventionally, the vector v_μ is chosen as a single loop or external momentum; different such choices yield a set of simple equations as a starting point. It is easy to see that the derivatives in (3.2) generate higher powers ν_i of the propagators, often referred to as “dots”. Such auxiliary integrals with a large number of dots are usually not required for the amplitude and lead to relatively large linear systems that are computationally expensive to reduce.

A method was proposed in [57] to avoid these higher powers of propagators by constructing suitable generating vectors v_μ from syzygies. This method involves the computation of a Gröbner basis to obtain the syzygies. A linear algebra based approach was presented in [58], albeit the syzygies can only be obtained to a specified degree using this method. Subsequent work [59–61] refined syzygy based constructions in the momentum space representation as well as in Baikov’s representation [62]. Syzygies can also be used to derive linear relations [59, 63, 64] in the Lee-Pomeransky representation [65].

The L -loop Feynman integral in (3.1) can be written in Baikov’s representation as

$$I(\nu_1, \dots, \nu_N) = \mathcal{N}_0 \int dz_1 \dots dz_N \frac{1}{\prod_{i=1}^N z_i^{\nu_i}} P^{\frac{d-L-E-1}{2}}, \quad (3.3)$$

where the Jacobian of the variable transformation involves the determinant P , the *Baikov polynomial*, \mathcal{N}_0 is a normalization factor, and E is the number of linearly independent external momenta. The integration-by-parts identities in Baikov's representation are given by

$$0 = \int dz_1 \dots dz_N \sum_{i=1}^N \left(\frac{\partial f_i}{\partial z_i} + \frac{d-L-E-1}{2P} f_i \frac{\partial P}{\partial z_i} - \nu_i \frac{f_i}{z_i} \right) \frac{1}{\prod_{i=1}^N z_i^{\nu_i}} P^{\frac{d-L-E-1}{2}}, \quad (3.4)$$

where f_1, \dots, f_N are arbitrary polynomials in the Baikov parameters z_1, \dots, z_N , and the kinematic invariants. In the above equation, terms that appear with $1/P$ lead to dimensionally shifted integrals. Since these integrals don't appear in the amplitude, it may be desirable to avoid them to prevent an unnecessary proliferation of auxiliary quantities in the system. This can be achieved by imposing the constraint

$$\left(\sum_{i=1}^N f_i \frac{\partial P}{\partial z_i} \right) + f_{N+1} P = 0. \quad (3.5)$$

Here, we introduced a new polynomial f_{N+1} in the Baikov parameters. Note that P and its derivatives are known polynomials for the problem, see e.g. [66] for details. A constraint of this type on the vector of polynomials (f_1, \dots, f_{N+1}) is known as a syzygy in algebraic geometry. Explicit solutions to this equation were pointed out in [66] and can easily be written down. The resulting f_i are linear polynomials in the Baikov variables z_k and the kinematic invariants. It must be noted that these f_i generate integration-by-parts relations which cover [66] those derived in the conventional momentum-space approach (3.2).

To enforce the absence of doubled propagators, one requires that for all i with $\nu_i \geq 1$, the f_i are proportional to z_i to cancel the $1/z_i$ in the relation,

$$f_i = b_i z_i \quad \forall i = 1, \dots, N \text{ with } \nu_i \geq 1. \quad (3.6)$$

While it is straight-forward to fulfil both constraints (3.5) and (3.6) separately, a simultaneous solution requires a non-trivial calculation.

3.2 Constructing syzygies with linear algebra

Formally, finding vectors of polynomials (f_i) which are simultaneous solutions of both (3.5) and (3.6) corresponds to the determination of the intersection of two syzygy modules [67]. In practice, computer algebra packages implement algorithms to solve this task. For performance reasons we decided to develop a custom syzygy solver based on linear algebra and finite field arithmetic [68, 69]. Note that if polynomials (f_i) satisfy the syzygy constraint in (3.5), then $(z_k f_i)$ for any k also satisfy it.

In algorithm 1, we provide a description of our method which converts the intersection problem up to a specific degree of the syzygies to row reduction of a matrix. Here, we treat the kinematic invariants as indeterminates of the polynomial ring, such that the matrices M_n have entries which are rational numbers. Alternatively, one can treat the invariants as part of the coefficient field. This decreases the number of columns of the matrices M_n ,

Algorithm 1 Syzygies for linear relations without dimension shifts or dots

Input: Syzygies of degree 1 solving (3.5), maximal required degree n_{\max} .

Output: Syzygies $S_1, \dots, S_{n_{\max}}$ up to degree n_{\max} solving (3.5) and (3.6).

- 1: Start with syzygies of degree $n = 1$. Let I_1 be a complete set of solutions (f_i) to the no-dimension-shift constraint (3.5), which are linear in the Baikov parameters z_k . These can directly be written down [66]. Abbreviating the momenta squared with variables z_{N+1}, \dots , the vectors in I_1 are of homogeneous degree 1 in the variables z_k .
 - 2: At degree n , form a matrix M_n , where each element of $(f_i) \in I_n$ corresponds to a row. The columns enumerate both the component i of (f_i) and the power products of z_i in them; the entries of the matrix are the coefficients. A column is called admissible, if it satisfies the no-doubled propagator constraint (3.6), and non-admissible otherwise. All admissible columns are ordered to the right of the non-admissible columns.
 - 3: Perform a row reduction of M_n . In the row reduced form, select all rows, which have an admissible pivot column and form the corresponding syzygies S_n from them. S_n forms a complete set of linear combinations of the syzygies in I_n , which satisfy (3.6) for all of their terms, and are therefore our solutions at degree n .
 - 4: If n is the user-defined maximal degree, stop and return the solutions S_1, \dots, S_n . Otherwise, proceed.
 - 5: For each vector of polynomials $(f_i) \in I_n$ and each z_k , form the vector of polynomials $(z_k f_i)$. This gives the set I_{n+1} , which are solutions of (3.5) of degree $n + 1$ in the z_k but not necessarily solutions of (3.6).
 - 6: Replace $n \rightarrow n + 1$ and go to step 2.
-

but the entries are then rational functions of the kinematic invariants. Since in the second approach the kinematic invariants do not count towards the degree n in our algorithm, a lower maximal value may be sufficient for the integral reduction problem at hand compared to the first approach. It is useful to use e.g. an overall mass dimension squared as a homogenizing variable z_{N+1} for the last component of the syzygy vectors in this setup.

The row reduction of the matrix M_n eliminates redundancies between the syzygies at degree n . In our approach, we generate templates for the generation of linear relations between Feynman integrals from the syzygies. We allow the templates to be applied to seed integrals with specific integer propagator powers and perform a subsequent row reduction on the resulting identities, similar to the traditional Laporta algorithm. In this approach, we find it useful to filter out syzygies that are just a lower degree syzygy multiplied with an overall power product in the z_k . This is achieved by determining reducible monomials using the row reduced form of an auxiliary matrix for the syzygies induced by lower degree syzygies [70].

For our current process, we generated the required syzygies and performed the subsequent Laporta step with an in-house linear solver, Finred, based on finite field arithmetic and rational reconstruction. To simplify the linear relations further, we set $m_t = 1$ and use a numerical value for the Z-boson mass as a ratio over top-quark mass, $m_Z^2/m_t^2 = 5/18$. This amounts to factoring out powers of m_t^2 corresponding to the mass dimension of the

respective form factor. In this way, we successfully reduced all of the Feynman integrals in our calculation to master integrals. The reductions proved to be rather challenging nevertheless and required significant computational resources. This is evident from the fact that the reduction tables exceeded 200 GB in size, with rational functions of degrees of up to 190 in the kinematic variables appearing in the reduction tables. The non-planar topologies, unsurprisingly, were the most difficult and accounted for almost all of the computation time and disk space. An interesting point to note is that within the planar topologies, figures 2a, 2c, and 2b, with adjacent gluons are significantly simpler than 2d with the gluons at the opposite vertices.

3.3 Inserting the reductions into the amplitude

After having generated the reduction identities, the next task is to insert them into the unreduced amplitude. The reduction identities for this process are very complicated with a size of over 200 GB. As such, this task in itself is a major challenge. We used several tools and techniques to make this more manageable.

We first calculate the reduction identities to the conventional Laporta basis and perform multivariate partial-fractioning of the reduction tables based on polynomial reductions with respect to a Gröbner basis [71, 72]. We implement this using the public code `Singular` [73]¹ with a polynomial ordering that prefers polynomials with lower degrees in kinematic variables and smaller coefficients, and are able to drastically reduce the size of the reduction tables. We found it useful to first perform the partial fractioning for the d dependent denominators and then partial fraction the kinematic denominators. We note that this procedure can also be used even in the presence of denominators which depend both on d and the kinematic variables.

We use custom `FORM` scripts to insert the reduction identities into the amplitudes, and again perform multivariate partial-fractioning on the reduced amplitudes to arrive at a simpler representation in terms of kinematic variables and the irreducible denominators. We see a drastic level of compression at this step; after partial-fractioning, the total size of amplitudes reduces from ~ 300 GB to ~ 600 MB.

Next, we perform a change of basis to express our amplitudes in terms of finite integrals. We explain this choice of basis in more detail in section 4. After partial fractioning the basis change identities, we insert them into the reduced amplitude to arrive at the final reduced amplitude in terms of our finite basis. This step was computationally expensive, with more than a week of run-time and intermediate expressions with sizes in the terabytes before partial fractioning. Once we have the amplitudes in the new choice of basis integrals, we perform partial-fractioning to simplify them. Note that the form factors in the conventional Laporta basis contain many denominator factors that are polynomials in both d and kinematics; we find that all such denominators no longer appear for our choice of finite master integrals.

As a last simplification measure we expand the form factors around $d = 4$. Our projectors introduce a spurious pole of order $1/\epsilon^5$, which cancels after reduction. Since

¹Recently, an alternative method was developed in [74]

we are calculating an NLO amplitude, UV and IR subtractions will involve at most $1/\epsilon$ and $1/\epsilon^2$ poles, respectively. The reduced bare form factors should therefore not have any pole worse than $1/\epsilon^2$, which, however, is not completely manifest when using our symbolic master integrals. However, the change of basis to finite integrals removes the $1/\epsilon^4$ poles at the algebraic level. In section 5 we describe in detail how all the poles show the expected behaviour with high numerical precision.

In the final representation, we are able to bring down the size of the worst coefficients to less than 1 MB. We create a C++ library for fast evaluation of the integral coefficients, either with exact rational arithmetic or with arbitrary precision floating point arithmetic using the GMP library. Even though the expressions are still sizable, we can evaluate all coefficients for a generic point in phase space within half a minute using rational arithmetic or within 3s using floating point arithmetic with a target precision of 15 digits on a single CPU core.

4 Finite basis integrals

4.1 Dimension shifts and dots

To evaluate the master integrals, a powerful approach is to use differential equations to find analytic solutions [75–80]. This approach was used to calculate the master integrals in terms of multiple polylogarithms for the 2-loop massless corrections to diboson production in [16, 18, 81, 82]. Due to the massive top-quark loop in the corrections considered here, we expect the presence of functions beyond multiple polylogarithms, which makes the evaluations of master integrals considerably more challenging. While there has been significant progress concerning the analytic evaluation of Feynman integrals beyond polylogarithms [83–88], integrals of the type considered here remain a challenge. An alternative is the use of expansions to solve the differential equations numerically [40, 89–92]. Here, we use a purely numerical approach to integrate the master integrals, namely sector decomposition [93–96]; see also [97, 98] for recent applications.

A naive integration-by-parts reduction using Laporta’s algorithm with a generic ordering criterion leads to a conventional basis of master integrals. This basis is rather difficult to evaluate numerically since the integrals are often divergent and numerically unstable, and as such is inadequate for our purpose. We instead choose a different basis of master integrals that is finite in the limit $d \rightarrow 4$. It was observed in [97, 99] that using a basis of finite integrals is highly beneficial, leading to a numerically more stable behaviour. Additionally, finite integrals often require fewer orders in the ϵ expansion which, coupled with better numerical stability, improves the overall performance significantly.

One possible approach to constructing finite integrals is to use dimensionally shifted integrals [100], possibly with doubled (or higher powers of) propagators. It is always possible to construct a basis in this way [101, 102] and also straightforward in practice using e.g. the finite integral finder in **Reduze 2**. Examples of such integrals are shown in figure 4. While it is convenient to find such finite integrals with dimension shifts and dots, they require computation of additional reduction identities beyond those required for the amplitude. For example, reductions for integrals with 2 additional dots are required for the

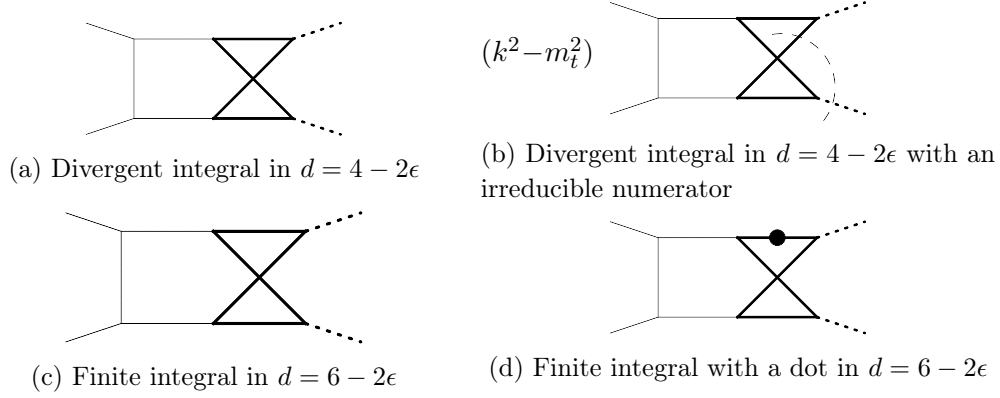


Figure 4. Examples of divergent and finite integrals in the limit $\epsilon \rightarrow 0$ for a non-planar topology. Thick solid lines represent the top-quark while thick dashed lines represent Z-bosons. Topology (b) contains an irreducible numerator, where k is the difference of the momenta of the edges marked by the thin dash lines.

dimension shift of two-loop integrals, and typically such integrals do not directly appear in the amplitude calculation. It may therefore seem interesting to consider alternative choices of finite integrals.

Here, we explore a different approach by constructing finite integrals through linear combinations of divergent integrals based on the Feynman parametric representation [103]. In such linear combinations, non-integrable divergences of individual integrals cancel at the integrand level. This results in a single generalised Feynman parameter integral that is finite. We briefly describe the algorithm in the following subsection.

4.2 Constructing finite linear combinations

Consider a general L -loop integral in d dimensions with N distinct propagators in the momentum space representation,

$$I(\nu_1, \dots, \nu_N) = \int \left(\prod_{l=1}^L \frac{d^d k_l}{i\pi^{d/2}} \right) \prod_{j=1}^N \frac{1}{(q_j^2 - m_j^2 + i\epsilon)^{\nu_j}} \quad (4.1)$$

with integer exponents $\nu_j \in \mathbb{Z}$. If all indices ν_j are positive, one can use (see e.g. [104, 105])

$$\frac{1}{(q_j^2 - m_j^2 + i\epsilon)^{\nu_j}} = \frac{(-1)^{\nu_j}}{\Gamma(\nu_j)} \int_0^\infty dx_j x_j^{\nu_j-1} e^{x_j (q_j^2 - m_j^2 + i\epsilon)} \quad \text{for } \nu_j > 0, \quad (4.2)$$

to derive the Feynman parametric representation of this integral,

$$I(\nu_1, \dots, \nu_N) = (-1)^\nu \Gamma(\nu - L d/2) \int \left(\prod_{j=1}^N \frac{dx_j x_j^{\nu_j-1}}{\Gamma(\nu_j)} \right) \delta \left(1 - \sum_{j=1}^N x_j \right) \frac{\mathcal{U}^{\nu-(L+1)d/2}}{\mathcal{F}^{\nu-Ld/2}} \quad (\nu_j > 0), \quad (4.3)$$

with $\nu = \sum_{j=1}^N \nu_j$.

We can include inverse propagators (numerators) with $\nu_j < 0$ by employing the identity [106, 107]

$$\frac{1}{(q_j^2 - m_j^2 + i\epsilon)^{\nu_j}} = \left[\frac{\partial^{-\nu_j}}{\partial x_j^{-\nu_j}} e^{x_j (q_j^2 - m_j^2 + i\epsilon)} \right]_{x_j=0} \quad \text{for } \nu_j \leq 0. \quad (4.4)$$

Let \mathcal{N}_+ be the set of all positive ν_j , \mathcal{N}_- the set of all negative ν_j , and $r = \sum_{j \in \mathcal{N}_+} \nu_j$. Then, an integral with positive or negative indices can be written as

$$I(\nu_1, \dots, \nu_N) = (-1)^r \Gamma(\nu - L d/2) \int \left(\prod_{j \in \mathcal{N}_+} \frac{dx_j x_j^{\nu_j-1}}{\Gamma(\nu_j)} \right) \delta \left(1 - \sum_{j \in \mathcal{N}_+} x_j \right) \left[\left(\prod_{j \in \mathcal{N}_-} \frac{\partial^{|\nu_j|}}{\partial x_j^{|\nu_j|}} \right) \frac{\mathcal{U}^{\nu-(L+1)d/2}}{\mathcal{F}^{\nu-Ld/2}} \right]_{x_j=0 \forall j \in \mathcal{N}_-} \quad (\nu_j \neq 0). \quad (4.5)$$

Our goal is to combine different integrals sharing a common parent topology into one merged parametric representation. We therefore wish to base our Feynman parametric integral on the resulting \mathcal{U} and \mathcal{F} polynomials for the parent sector. For integrals belonging to subtopologies of the parent sector, this can be achieved by taking derivatives with respect to the Feynman parameters corresponding to the pinched lines without setting them to zero,

$$\frac{1}{(q_j^2 - m_j^2 + i\epsilon)^{\nu_j}} = - \int_0^\infty dx_j \frac{\partial^{-\nu_j+1}}{\partial x_j^{-\nu_j+1}} e^{x_j (q_j^2 - m_j^2 + i\epsilon)} \quad \text{for } \nu_j \leq 0. \quad (4.6)$$

Here, we use the term “line” for a propagator with a positive index. Let $\mathcal{N} = \{1, \dots, N\}$ be the set of all indices, \mathcal{N}_T the set of positive indices of the parent sector (parent lines), \mathcal{N}_t the set of positive indices ν_j of the current sector (integral lines), $\mathcal{N}_{\Delta t} = \mathcal{N}_T \setminus \mathcal{N}_t$ (set of pinched lines), $\mathcal{N}_{\setminus T} = \mathcal{N} \setminus \mathcal{N}_T$ be the set of negative indices of the parent sector (parent numerators), $r = \sum_{j \in \mathcal{N}_t} \nu_j$ the sum of positive indices of the integral, and $\Delta t = |\mathcal{N}_{\Delta t}|$ the number of pinched lines. We find

$$I(\nu_1, \dots, \nu_N) = (-1)^{r+\Delta t} \Gamma(\nu - L d/2) \int \left(\prod_{j \in \mathcal{N}_T} dx_j \right) \left(\prod_{j \in \mathcal{N}_t} \frac{x_j^{\nu_j-1}}{\Gamma(\nu_j)} \right) \delta \left(1 - \sum_{j \in \mathcal{N}_T} x_j \right) \left[\left(\prod_{j \in \mathcal{N}_{\setminus T}} \frac{\partial^{|\nu_j|}}{\partial x_j^{|\nu_j|}} \right) \left(\prod_{j \in \mathcal{N}_{\Delta t}} \frac{\partial^{|\nu_j|+1}}{\partial x_j^{|\nu_j|+1}} \right) \frac{\mathcal{U}^{\nu-(L+1)d/2}}{\mathcal{F}^{\nu-Ld/2}} \right]_{x_j=0 \forall j \in \mathcal{N}_{\setminus T}} \quad (\nu_j \in \mathbb{Z}). \quad (4.7)$$

Note that we allow the pinched lines to appear as numerators i.e. $\nu_j \leq 0$ for $j \in \mathcal{N}_{\Delta t}$. The Symanzik polynomials \mathcal{U} and \mathcal{F} are calculated by taking all indices \mathcal{N} into account. With the prerequisites in place, we can now formulate algorithm 2 to construct linear combinations of integrals, which have a convergent Feynman parametric representation for $\epsilon = 0$.

Algorithm 2 Finite Feynman integrals

Input: Dimensionally regularized multiloop integrals with a common parent sector, possibly involving higher powers of propagators, irreducible numerators, or dimension shifts.

Output: Linear combinations of the input integrals which are finite, i.e. they have a convergent Feynman parametric representation for $\epsilon = 0$.

- 1: From the n_s input or “seed” integrals, form a general linear combination

$$I = \sum_{i=1}^{n_s} a_i I_i, \quad (4.8)$$

where I_i are the seed integrals and a_i are the unknown coefficients. The a_i are assumed to depend on the kinematic invariants and the dimensional regulator ϵ .

- 2: Using (4.7), write the Feynman parametric representation for each seed integral and bring their linear combination over a common denominator such that

$$I = (-1)^{\nu_0} \int \left(\prod_{j \in \mathcal{N}_T} dx_j \right) \delta(1 - \sum_{j \in \mathcal{N}_T} x_j) \mathcal{P} \frac{\mathcal{U}^{\nu_0 - (L+1)(d_0 - 2\epsilon)/2}}{\mathcal{F}^{\nu_0 - L(d_0 - 2\epsilon)/2}} \quad (4.9)$$

where \mathcal{N}_T is the set of distinct propagators in the parent sector, ν_0 is the effective number of propagators, and $d_0 \in \mathbb{Z}$ the effective number of space-time dimensions to be expanded around. The numerator \mathcal{P} is a homogeneous polynomial in the Feynman parameters,

$$\mathcal{P} = \sum_j c_j M_j(x_1, \dots, x_{\mathcal{N}_T}), \quad (4.10)$$

where the coefficients c_j are polynomials in a_i , the kinematic variables, and ϵ , and $M_j(x_1, \dots, x_{\mathcal{N}_T})$ are monomials in Feynman parameters. Note that the numerator polynomial \mathcal{P} in general depends on ϵ and it is crucial to keep this dependence to produce correct results. It is sufficient, however, to set $\epsilon = 0$ in the exponents of the \mathcal{U} and \mathcal{F} polynomials for the convergence analysis in the following two steps.

- 3: Check the scaling behaviour of the integrand near an integration boundary using the prescription outlined in [102, 108].
- 4: Make sure a convergent integration of (4.9) is not prevented by a rapid growth of the integrand near the boundary. This can be achieved by requiring the coefficients of the offending monomials in the numerator to vanish, which provides constraints on the a_i .
- 5: Repeat 3-4 until all boundaries are checked.

At the end of this exercise, we are left with $I = \sum_{i=1}^{n_{\text{fin}}} a_i \left(\sum_{j=1}^{n_s} b_{ij} I_j \right)$, where $n_{\text{fin}} \geq 0$ is the number of finite integrals found, and $\sum b_{ij} I_j$ are the finite combinations.

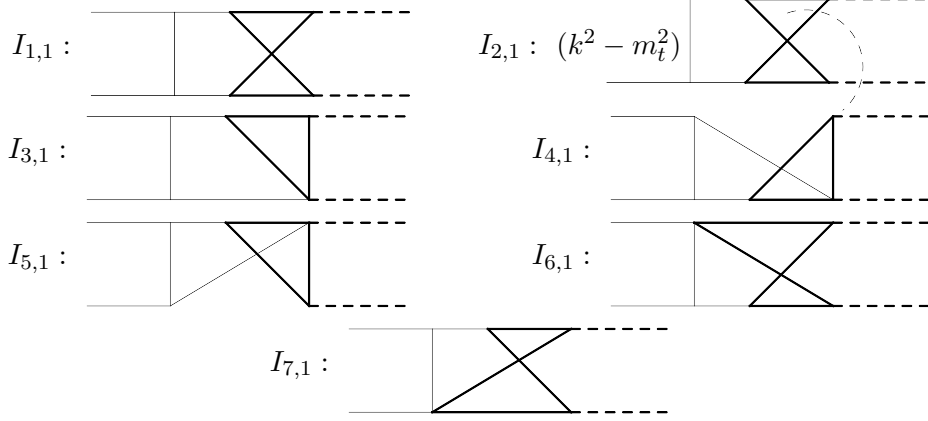


Figure 5. Integrals appearing in Eq. (4.11). $I_{1,1}$ is the corner integral of the topology under consideration. $I_{2,1}$ is a second integral in the topology, but with a numerator $(k^2 - m_t^2)$, where k is equal to the difference of the momenta of the edges marked by the thin dashed lines. Integrals $I_{3,1}, I_{4,1}, I_{5,1}, I_{6,1}, I_{7,1}$ belong to subtopologies. All integrals are defined in $d = 4 - 2\epsilon$ dimensions.

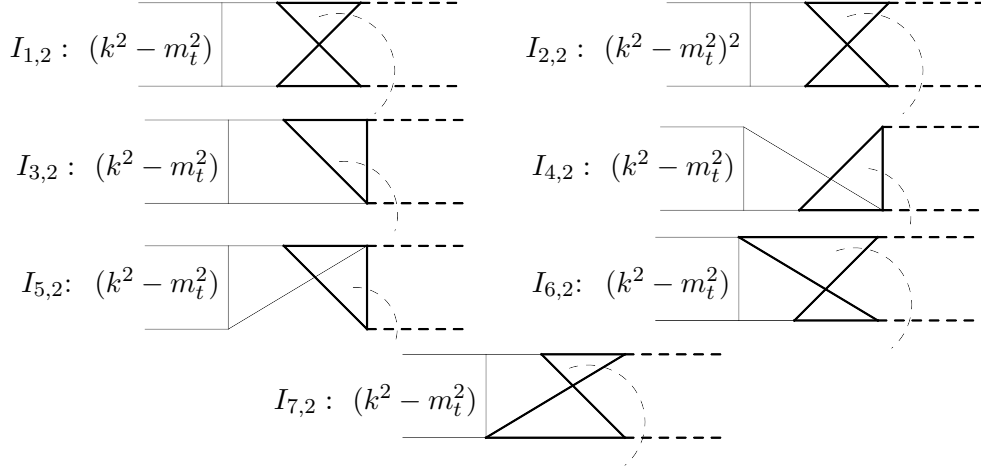


Figure 6. Integrals appearing in Eq. (4.12). $I_{1,2}$ is the corner integral of the topology under consideration. $I_{2,2}$ is a second integral in the topology, but with an extra numerator $(k^2 - m_t^2)$ where k is equal to the difference of the momenta of the edges marked by the thin dashed lines. Integrals $I_{3,2}, I_{4,2}, I_{5,2}, I_{6,2}, I_{7,2}$ belong to subtopologies. All integrals are defined in $d = 4 - 2\epsilon$ dimensions.

As an example, we applied our algorithm to a set of seed integrals including those shown in figure 5 and obtained the finite linear combination

$$I_{fin,1} = s(m_z^2 - s - t) I_{1,1} + s I_{2,1} + s I_{3,1} - s I_{4,1} - s I_{5,1} - (m_z^2 - s - t) I_{6,1} - (m_z^2 - t) I_{7,1}. \quad (4.11)$$

Allowing for seed integrals with higher numerator rank the algorithm finds, amongst others, the finite linear combination

$$I_{fin,2} = s(m_z^2 - s - t) I_{1,2} + s I_{2,2} + s I_{3,2} - s I_{4,2} - s I_{5,2} - (m_z^2 - s - t) I_{6,2} - (m_z^2 - t) I_{7,2}, \quad (4.12)$$

with the constituent integrals given in figure 6. One can see that $I_{fin,1}$ and $I_{fin,2}$ look very similar. In fact, it is straightforward to see that for any finite linear combination, an additional numerator can be added while keeping the integral IR finite. Through power counting one can see, that the additional numerator does not introduce a UV divergence in our present example. However, linear combinations obtained simply by augmenting the existing integrals with additional numerators aren't the only possibilities at higher numerator rank. Indeed, we observe that generally the number of finite linear combinations increases with the numerator rank.

4.3 Numerical performance

One can try to express the amplitude in terms of finite linear combinations, which are defined in $4 - 2\epsilon$ dimensions and have at most additional numerators. In practice, we found it useful to consider integrals with “dots” and dimension-shifts as well, primarily for the following reasons:

- It can happen that already the corner integral of a sector has a UV divergence, which can not be cured by a subsector subtraction. Obviously, a numerator insertion is not going to help. One could try to use a supersector instead, but this can have other disadvantages such as an unnecessary increase of analytic complexity.
- Integrals with higher numerator ranks lead to extreme proliferation in the number of terms in the numerator polynomial, often leading to rather large `pySecDec` libraries that are difficult to compile on GPUs. Our efforts to condense the numerators to a more manageable size resulted in the appearance of spurious poles that often worsened the numerical stability.
- In a slightly different approach, integrals with both numerators and dots can be combined to form finite combinations. These integrals, however, have higher powers of the \mathcal{F} polynomial in the denominator. In our experiments, this lead to significantly worse numerical performance in the physical region, where contour deformation is required.

A comparison of numerical performance for different divergent and finite integrals for the first few orders in ϵ expansion is shown in table 2. It is clear that the finite integrals perform significantly better. The finite integral in figure 4c has the lowest exponent for $1/\mathcal{F}$, and unsurprisingly shows the best numerical performance. We can also see that the finite linear combination in (4.11) is on par with the dimension-shifted integrals, which demonstrates its viability. One interesting point to note is that both linear combinations have integrands with $1/\mathcal{F}^3$ compared to $1/\mathcal{F}^2$ for the dimension-shifted finite integral in figure 4d while having similar performance.

We observe the best numerical performance for a combination of both approaches: finite linear combinations and dimension-shifted integrals. In addition, we choose our finite basis of master integrals so that the d -dependence of the denominators appearing in the reduction identities factors out, using the code of [111] (see also [112]). In other words,

Integral	Order in ϵ	Rel. error	Time(s)
Divergent integral in figure 4a	0	$\sim 2 \cdot 10^{-3}$	45
Divergent integral in figure 4b	0	$\sim 4 \cdot 10^{-2}$	63
Finite integral in $d = 6 - 2\epsilon$, in figure 4c	1	$\sim 8 \cdot 10^{-6}$	60
Finite integral in $d = 6 - 2\epsilon$ with a dot, in figure 4d	1	$\sim 8 \cdot 10^{-4}$	55
Finite linear combination in Eq. (4.11)	1	$\sim 1 \cdot 10^{-4}$	18
Finite linear combination in Eq. (4.12)	0	$\sim 5 \cdot 10^{-4}$	150

Table 2. Numerical performance of different non-planar integrals for a physical phase-space point. Timings generated with `pySecDec` [109] using the QMC algorithm [95, 110] on an Nvidia Tesla V100S GPU, with $neval = 10^7$.

there are no irreducible denominator factors that are polynomials in both kinematics and d for this choice of master integrals. The definitions of the finite master integrals used in our calculation in terms of divergent integrals are provided in an ancillary file.

5 Renormalisation and checks

5.1 UV renormalisation and IR subtraction

We expand the bare form factors A_i perturbatively according to

$$A_i = \frac{\alpha_{s,0}}{2\pi} A_i^{(1)} + \left(\frac{\alpha_{s,0}}{2\pi}\right)^2 A_i^{(2)} + \mathcal{O}(\alpha_s^3), \quad (5.1)$$

where $\alpha_{s,0}$ is the bare QCD coupling. Since the LO process already starts at one loop, the two-loop process is effectively an NLO correction. We first perform UV renormalisation of α_s in the 5-flavour $\overline{\text{MS}}$ scheme, $n_f = 5$, with the top-quark contribution to the gluon self energy subtracted at zero momentum [113] using

$$\alpha_{s,0} = \alpha_s S_\epsilon^{-1} Z_{\alpha_s} \left(\frac{\mu_R^2}{\mu_0^2}\right)^\epsilon, \quad (5.2)$$

where $S_\epsilon = (4\pi)^\epsilon e^{-\gamma_E \epsilon}$, $\gamma_E \approx 0.577$ is Euler's constant, μ_R is the renormalisation scale, and μ_0 is the 't Hooft scale introduced in the dimensionally regularized bare amplitude. The renormalisation constant Z_{α_s} is given by

$$Z_{\alpha_s} = 1 + \frac{\alpha_s}{2\pi} \delta Z_{\alpha_s} + \mathcal{O}(\alpha_s^2), \quad \delta Z_{\alpha_s} = -\frac{1}{\epsilon} \beta_0 + \frac{1}{\epsilon} \left(\frac{2}{3} T_F \left(\frac{\mu_R^2}{m_t^2}\right)^\epsilon\right), \quad (5.3)$$

where

$$\beta_0 = \frac{11 C_A - 4 T_F n_f}{6}, \quad C_A = N, \quad C_F = \frac{N^2 - 1}{2N}, \quad T_F = \frac{1}{2}. \quad (5.4)$$

We renormalise the top-quark mass in the on-shell scheme. The renormalised top-quark mass is related to the bare mass according to

$$m_{t,0}^2 = m_t^2 Z_m, \quad Z_m = 1 + \frac{\alpha_s}{2\pi} \delta Z_m, \quad \delta Z_m = C_F \left(-\frac{3}{\epsilon} - 4\right) \left(\frac{\mu_R^2}{m_t^2}\right)^\epsilon. \quad (5.5)$$

In practice, we find it convenient to account for the top-quark mass renormalisation by inserting counterterm vertices in the 1-loop diagrams. Finally, we take into account the gluon wave function renormalisation by multiplying the amplitude with $Z_G^{1/2}$ for each external gluon, where the gluon renormalisation constant is defined as

$$Z_G = 1 + \frac{\alpha_s}{2\pi} \left(-\frac{2}{3} T_F \left(\frac{\mu_R^2}{m_t^2} \right)^\epsilon \right) + \mathcal{O}(\alpha_s^2). \quad (5.6)$$

This gives us the renormalised form factors

$$A_i^{\text{ren}} = \frac{\alpha_s}{2\pi} A_i^{(1),\text{ren}} + \left(\frac{\alpha_s}{2\pi} \right)^2 A_i^{(2),\text{ren}} + \mathcal{O}(\alpha_s^3). \quad (5.7)$$

The IR structure of NLO amplitudes was first predicted by Catani in [114]. Here, we perform IR subtraction using the scheme described in [115] with

$$I_{(1)}(\epsilon) = I_{(1)}^{\text{soft}}(\epsilon) + I_{(1)}^{\text{collinear}}(\epsilon), \quad (5.8)$$

$$I_{(1)}^{\text{soft}}(\epsilon) = -\frac{e^{\epsilon\gamma}}{\Gamma(1-\epsilon)} \left(\frac{\mu_R^2}{s} \right)^\epsilon \left(\frac{1}{\epsilon^2} + \frac{i\pi}{\epsilon} + \delta_{qT}^{(0)} \right) C_A, \quad (5.9)$$

$$I_{(1)}^{\text{collinear}}(\epsilon) = -\left(\frac{\mu_R^2}{s} \right)^\epsilon \left(-\frac{1}{\epsilon} \beta_0 \right), \quad (5.10)$$

where $\delta_{qT}^{(0)} = 0$. The finite remainders are then given by

$$A_i^{(2),\text{fin}} = A_i^{(2),\text{ren}} - A_i^{(1),\text{ren}} I_{(1)}(\epsilon). \quad (5.11)$$

We present all of our results for $\mu_R^2 = s$.

5.2 Checks

We perform the following checks to establish the correctness of our results:

- (i) We verify our 1-loop amplitude against the literature, specifically the form factors provided in [35]. This is essential to make sure we match conventions and to facilitate comparisons for the 2-loop result.
- (ii) We explicitly check that the form factors satisfy the identities in (2.13). We see an exact algebraic identity at the level of reduced amplitude with symbolic kinematics.
- (iii) We also verify, numerically for a phase space point, that the relations in (2.14) are satisfied.
- (iv) We check all the finite integrals by numerically evaluating them and comparing them against their explicit definitions in terms of divergent integrals for a phase space point.
- (v) We observe algebraic pole cancellation for the leading poles, see section 3.3 for details. We calculate our amplitude for a Euclidean point, using **Reduze 2** to generate numerical reductions for the Euclidean point. We verify that spurious $1/\epsilon^3$ poles vanish after integration (15 digits), and that the $1/\epsilon^2$ and $1/\epsilon$ poles match Catani's IR formula [114] (9 digits for the double pole, 7 digits for the single pole) as shown in the first table of appendix A.

- (vi) We verify that the poles match Catani’s IR formula [114] for a point in the physical region as shown in the second table of appendix A. For each phase-space point we compute, we also automatically check that the poles match the IR formula within our numerical uncertainty.
- (vii) We evaluate the amplitude using an alternate finite basis and compare it against our result from the primary basis. This acts as a very strong check of our calculation since it validates the basis change, the definitions of our finite integrals, and the reliability of their numerical evaluation. We find agreement between the two bases within the expected numerical error, typically within a few percent for the form factors. It must be noted that this alternate basis is numerically a lot less stable and unsuitable for large scale evaluation runs.
- (viii) We compare the axial-axial piece of the amplitude evaluated using Kreimer’s anti-commuting γ_5 scheme [42, 43] with a separate amplitude calculation utilising Larin’s γ_5 scheme [116, 117]. For the latter calculation we avoid the appearance of γ_5 by expressing all axial-currents in terms of Levi-Civita symbols. Metric tensors obtained from contracting two Levi-Civita symbols are treated as d -dimensional. Finally, a finite renormalisation is applied for each non-singlet axial current as required to restore the Ward identities. We emphasize that a verbatim application of the scheme as described in [117] is motivated (ignoring e.g. higher order ϵ terms in the symmetry restoration constant), because of the finiteness of our one-loop amplitudes. Performing two independent amplitude calculations utilising different schemes for the treatment of γ_5 provides a strong check of our amplitude calculation. We find agreement between the two calculations for a physical phase space point within numerical precision.
- (ix) We check that our result reproduces the large top-mass expansion [31–33] below the top-quark threshold and the small top-mass expansion [35] above; a detailed comparison is presented in the next section.

6 Results

Here, we present the results of our calculation and compare them against several approximations available in the literature. In particular, we perform comparisons against the large top-mass expansion [31–33] as well as the small top-mass expansion [35]. While it would be illuminating to directly compare with the Padé improved results provided in [35], these results include the known Higgs mediated contributions $gg \rightarrow H \rightarrow ZZ$ [36–39], which we did not consider in this calculation. Let us define the quantities relevant for presentation of our results. We work in the helicity basis defined by (2.16). Concretely, we can write the UV renormalised and IR subtracted helicity amplitudes with incoming helicities λ_1, λ_2 and outgoing helicities λ_3, λ_4 as

$$\mathcal{M}_{\lambda_1 \lambda_2 \lambda_3 \lambda_4}^{\text{fin}} = \mathcal{M}_{\mu\nu\rho\sigma}^{\text{fin}} \epsilon_{\lambda_1}^{\mu}(p_1) \epsilon_{\lambda_2}^{\nu}(p_2) \epsilon_{\lambda_3}^{*\rho}(p_3) \epsilon_{\lambda_4}^{*\sigma}(p_4). \quad (6.1)$$

The amplitudes are expanded as

$$\mathcal{M}_{\lambda_1\lambda_2\lambda_3\lambda_4}^{\text{fin}} = \left(\frac{\alpha_s}{2\pi}\right) \mathcal{M}_{\lambda_1\lambda_2\lambda_3\lambda_4}^{(1)} + \left(\frac{\alpha_s}{2\pi}\right)^2 \mathcal{M}_{\lambda_1\lambda_2\lambda_3\lambda_4}^{(2)} + \mathcal{O}(\alpha_s^3). \quad (6.2)$$

We present our results for contributions to the squared 1-loop helicity amplitudes $\mathcal{V}^{(1)}$, and the interference between the 1-loop and 2-loop helicity amplitudes $\mathcal{V}^{(2)}$ defined as

$$\mathcal{V}_{\lambda_1\lambda_2\lambda_3\lambda_4}^{(1)} = \mathcal{M}_{\lambda_1\lambda_2\lambda_3\lambda_4}^{*(1)} \mathcal{M}_{\lambda_1\lambda_2\lambda_3\lambda_4}^{(1)}, \quad (6.3)$$

$$\mathcal{V}_{\lambda_1\lambda_2\lambda_3\lambda_4}^{(2)} = 2 \operatorname{Re} \left(\mathcal{M}_{\lambda_1\lambda_2\lambda_3\lambda_4}^{*(1)} \mathcal{M}_{\lambda_1\lambda_2\lambda_3\lambda_4}^{(2)} \right). \quad (6.4)$$

Note that these interference terms include only the top-quark contributions of class A computed here. There are 36 helicity amplitudes in total for the $gg \rightarrow ZZ$ process, fulfilling various relations; see section 2. In order to further condense the presentation of our results, we average over the helicities of the incoming gluons and define the quantities

$$\mathcal{V}_{\lambda_3\lambda_4}^{(i)} = \frac{1}{4} \sum_{\lambda_1, \lambda_2} \mathcal{V}_{\lambda_1\lambda_2\lambda_3\lambda_4}^{(i)} \quad \text{and} \quad \mathcal{V}^{(i)} = \sum_{\lambda_3, \lambda_4} \mathcal{V}_{\lambda_3\lambda_4}^{(i)}, \quad (i = 1, 2), \quad (6.5)$$

where $\lambda_1, \lambda_2 \in \{+, -\}$, and $\lambda_3, \lambda_4 \in \{+, -, 0\}$. In the results shown, we choose our electroweak couplings as

$$\begin{aligned} G_F &= 1.1663787 \cdot 10^{-5} \text{ GeV}^{-2}, \\ m_Z &= 91.1876 \text{ GeV}, \\ m_W^2/m_t^2 &= 14/65, \end{aligned} \quad (6.6)$$

where the Fermi constant G_F and Z boson mass m_Z are fixed according to Ref. [118]. In our calculation, we fix $m_Z^2/m_t^2 = 5/18$; inserting the value of m_Z from (6.6) implies that $m_t = 173.016 \text{ GeV}$ and $m_W = 80.296 \text{ GeV}$. The weak mixing angle is fixed according to $\sin(\theta_W) = \sqrt{1 - m_W^2/m_Z^2}$. Note, however, that the only mass ratio fixed in the computationally expensive part of our calculation is that of m_Z^2/m_t^2 ; all other mass values and couplings can straightforwardly be varied in our code. All results are presented at renormalisation scale $\mu^2 = s$.

For numerical evaluation of the integrals appearing in our amplitude we apply sector decomposition and integrate using the quasi-Monte Carlo (QMC) algorithm first applied to sector decomposed Feynman integrals in Ref. [110], as implemented in the program `pySecDec` [95, 109]. For a review of QMC methods from a mathematical perspective see, for example, Ref. [119]. We separately evaluate terms appearing in the form factors of our amplitude according to their colour factor (C_F or C_A) and whether they form part of the vector-vector (v_t^2) or axial-axial (a_t^2) contribution. For each phase-space point we aim to obtain percent level or better precision for each of the A_i form factors, for each colour structure and for the vector-vector and axial-axial pieces separately. To present our results, we then rotate to the helicity basis defined in section 2. In order to improve the efficiency of this approach, the target precision of each integral is set according to its contribution to the uncertainty on the form factors using a variant of the algorithm presented in Ref. [97].

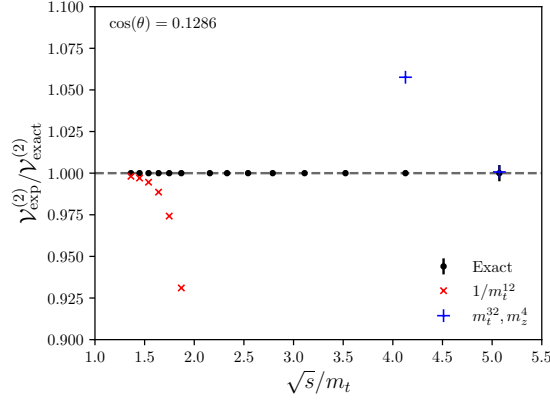


Figure 7. Comparison of the \sqrt{s} dependence of the unpolarised interference $\mathcal{V}^{(2)}$ with expansion for large and small top-quark mass [35] at fixed $\cos(\theta) = 0.1286$.

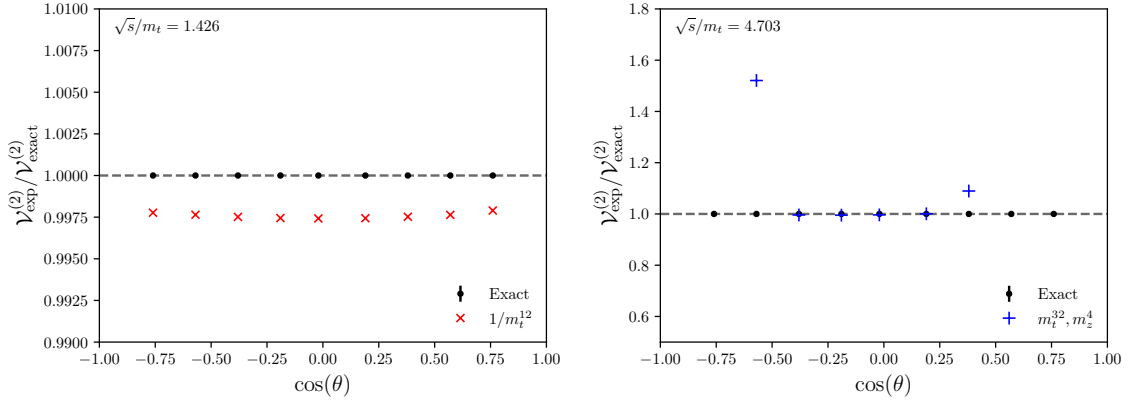


Figure 8. Comparison of the $\cos(\theta)$ dependence of the unpolarised interference $\mathcal{V}^{(2)}$ with the results expanded in the limit of large top-quark mass for $\sqrt{s}/m_t = 1.426$ (Left Panel) and small top-quark mass for $\sqrt{s}/m_t = 4.703$ (Right Panel).

For most phase-space points, the time required to obtain this precision varies between 90 minutes and 24 hours on 2 Nvidia Tesla V100 GPUs. This time is completely dominated by the numerical integration of the master integrals; the time to evaluate the coefficients is basically negligible in this context, see section 3. The result of each integral for a given phase-space point is shared between all form factors, colour structures and vector/axial pieces. We observe that requiring percent level precision on all of the form factors individually typically results in most of them being obtained to per mille or better precision. The resulting precision obtained for the interference terms $\mathcal{V}^{(2)}_{\lambda_3\lambda_4}$ is per mille or better as well. We expect that a further performance improvement can be achieved by optimising the sampling of the integrals according only to their contribution to the numerical error of the interferences rather than the individual unphysical form factors. We would like to emphasize that all of plots actually show error bars for our numerical results, however, the errors are too small to be visible in the plots.

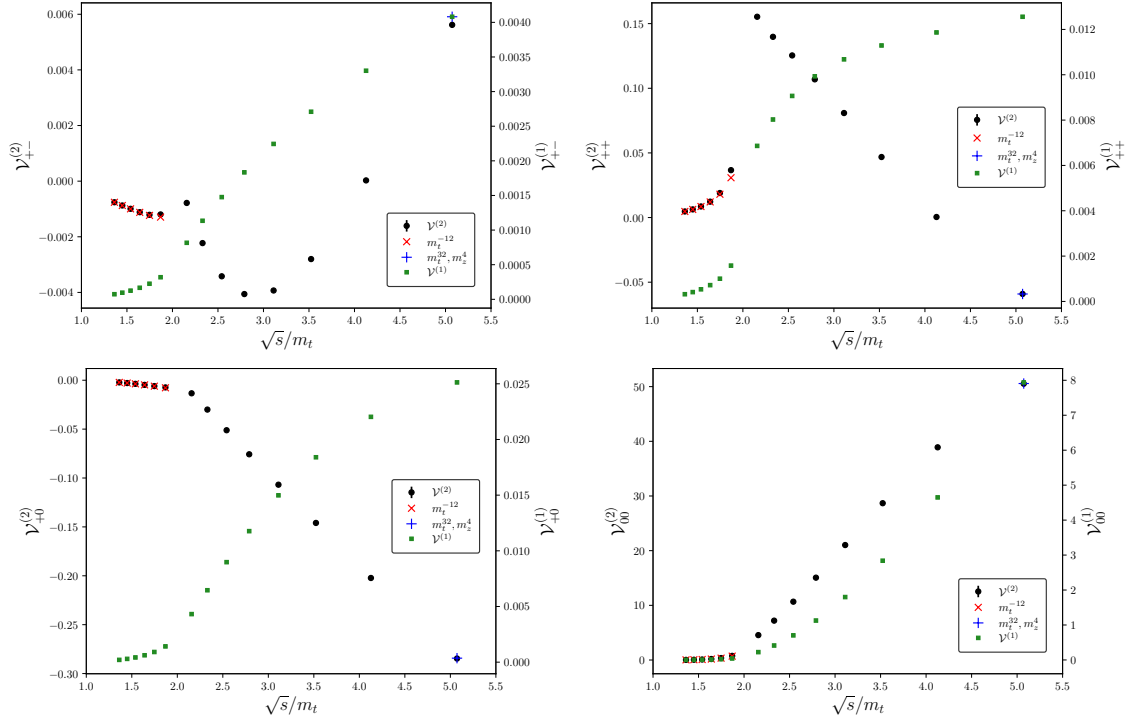


Figure 9. The \sqrt{s} dependence of 1-loop and 2-loop interferences for polarised ZZ production in gluon fusion at $\cos(\theta) = 0.1286$.

In figure 7 we show a comparison of our calculation against the large top-mass and the small top-mass expansions for a fixed value of $\cos(\theta)$ with θ being the scattering angle as defined in (2.15). From the plot it is clear that our calculation agrees with the expansions in the relevant regions. The large top mass expansion converges well with our calculation for small \sqrt{s} and diverges as \sqrt{s} approaches the top quark pair production threshold at $2m_t$. For the smallest value of \sqrt{s} , corresponding to $\sqrt{s} = 235$ GeV, our result agrees with the large top-mass expansion to within 0.2%. Similarly, the small top-mass expansion is within 0.1% of our result for $\sqrt{s}/m_t = 5.073$, which corresponds to $\sqrt{s} = 878$ GeV. By comparing the full Born result to the corresponding small top-mass expansion, the expansion is expected to reasonably approximate the full result only for $\sqrt{s} > 750$ GeV; see Ref. [35]. We find that the expansion significantly deviates from our result for the interference term $V^{(2)}$ for the point $\sqrt{s} = 714$ GeV and below. As such, the intermediate region $2.0 < \sqrt{s}/m_t < 4.33$ is not well represented by these expansions. However, we must stress that the Padé improved result is expected to perform much better in this region.

In figure 8 we show a comparison of our calculation to the expansions as a function of $\cos(\theta)$ for a fixed value of \sqrt{s} . It is clear that the large top-mass expansion is very stable with respect to variation in $\cos(\theta)$. The small top-mass expansion, on the contrary, diverges rapidly away from $\cos(\theta) = 0$. The breakdown of the small top-mass approximation away from $\cos(\theta) \approx 0$ can be understood from the fact that the expansion is performed in the limit $m_Z^2 \ll m_t^2 \ll s, |t|, |u|$. In particular, for scattering angles $\theta \approx 0$ or $\theta \approx \pi$, the

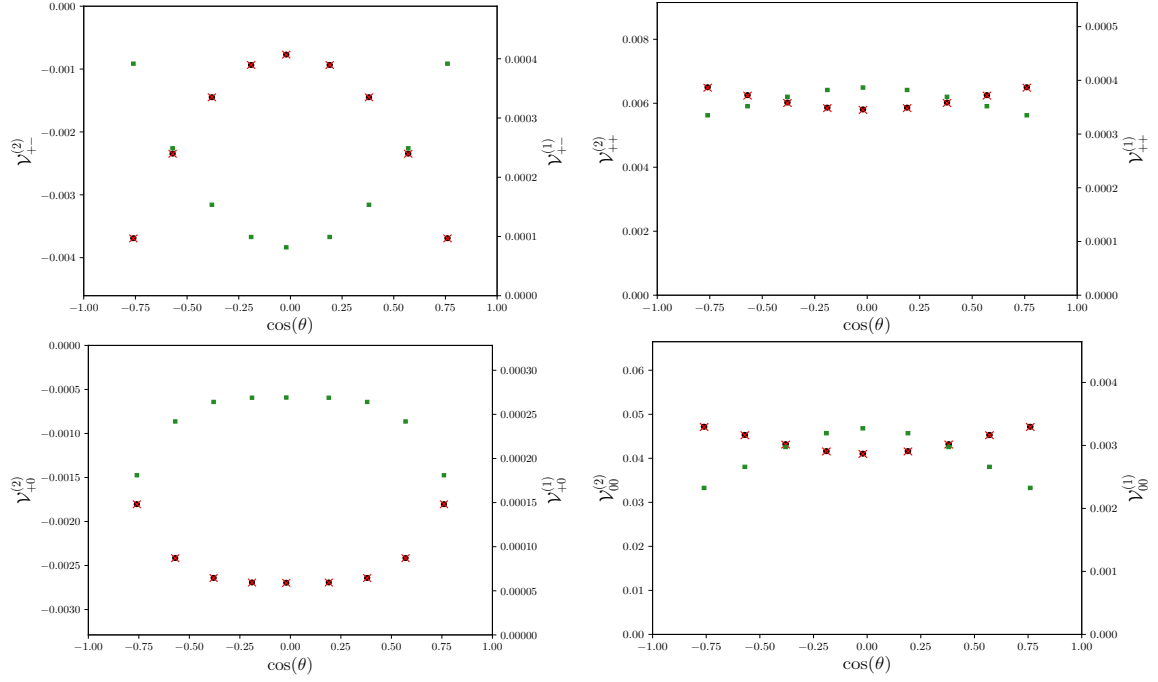


Figure 10. The $\cos(\theta)$ dependence of 1-loop and 2-loop interferences for polarised ZZ production in gluon fusion at $\sqrt{s}/m_t = 1.426$. The large top-quark mass expansion [35] (to order $1/m_t^{12}$) is shown for comparison.

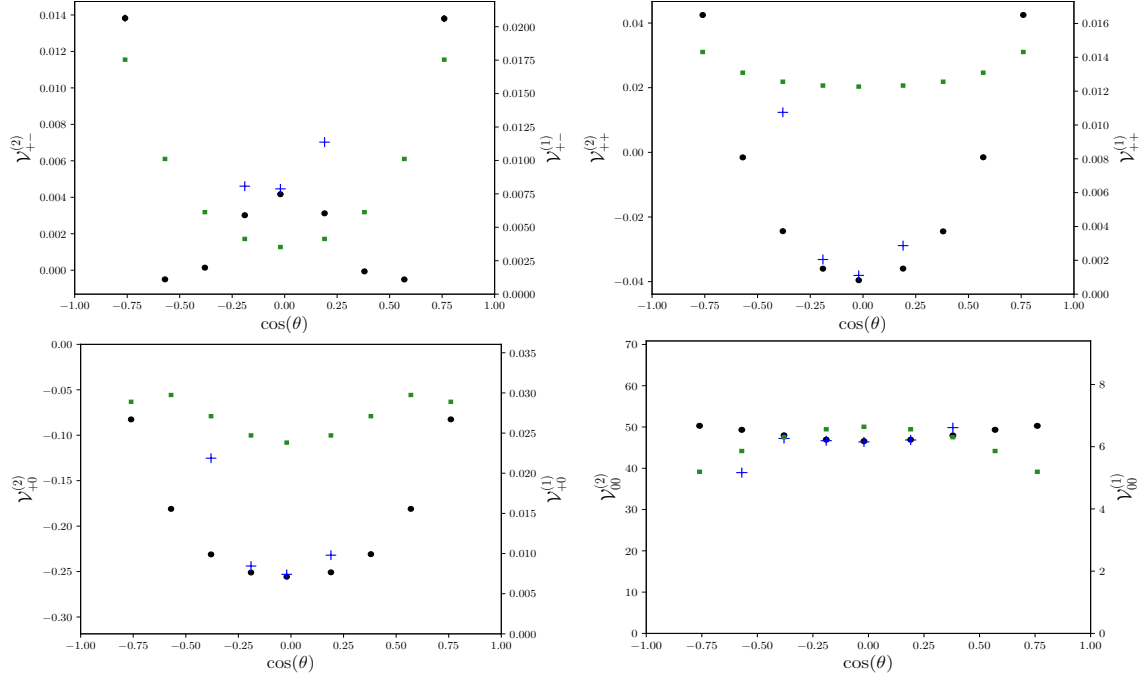


Figure 11. The $\cos(\theta)$ dependence of 1-loop and 2-loop interferences for polarised ZZ production in gluon fusion at $\sqrt{s}/m_t = 4.703$. The small top-quark mass expansion [35] (to order m_t^{32}) is shown for comparison.

parameters $|t|$ and $|u|$ are not guaranteed to be large compared to m_t^2 . The stability of the small-top mass expansion as a function of θ has been studied for the process $gg \rightarrow HH$, which has similar kinematics, in Ref. [120]. It was observed that for $\sqrt{s} = 800$ GeV, just above where the expansion starts to converge for $\theta = \pi/2$, the expansion did not provide stable results for small θ . However, for larger $\sqrt{s} = 1500$ GeV, the expansion remained stable for a much larger range of θ . We therefore expect that although the expansion does not reproduce the θ dependence of our result well at $\sqrt{s}/m_t = 4.703$, it likely provides more reliable results for significantly larger values of \sqrt{s} .

Figure 9 shows the interferences for specific final state polarizations but averaged over gluon helicities as a function of \sqrt{s} for a fixed value of $\cos(\theta) = 0.1286$. We show interference terms at 1-loop, $\mathcal{V}_{\lambda_3\lambda_4}^{(1)}$, as well as interference terms at two-loops, $\mathcal{V}_{\lambda_3\lambda_4}^{(2)}$, for different outgoing helicities compared against the expansion results (only at two-loops). We find good agreement with the expansions in the relevant regions. It is interesting to observe that the mode with longitudinal polarisation for both the Z bosons dominates both $\mathcal{V}_{\lambda_3\lambda_4}^{(1)}$ and $\mathcal{V}_{\lambda_3\lambda_4}^{(2)}$. We also see a rapid increase in $\mathcal{V}_{00}^{(1)}$ and $\mathcal{V}_{00}^{(2)}$ past the $\sqrt{s} = 2m_t$ threshold, where the top quarks can be produced on-shell.

In figures 10 and 11 we show the polarized interference terms as a function of $\cos(\theta)$ for a fixed value of \sqrt{s} for the large top-mass and the small top-mass approximations, respectively. Again, we observe that the large top-mass expansion approximates the full amplitude very well below the $2m_t$ threshold also as a function $\cos(\theta)$. We observe that for $\sqrt{s}/m_t = 4.703$ the small top-mass expansion does not reproduce the full result far away from $\cos(\theta) = 0$.

7 Conclusions

In this paper, we have presented a calculation of the two-loop top-quark corrections for the process $gg \rightarrow ZZ$. Maintaining exact dependence on the top-quark mass, we calculated the helicity amplitudes in terms of finite integrals, which we evaluated using numerical quadrature. For reduction to master integrals, we employed finite field techniques and syzygies which avoid the introduction of squared propagators (“dots”). We presented a new algorithm to compute these syzygies with linear algebra.

We considered finite linear combinations of dimensionally regularized Feynman integrals and gave a novel algorithm to systematically construct them. These linear combinations possess convergent parametric integral representations for $\epsilon = 0$ and are formed from building blocks which may involve irreducible numerators, higher powers of propagators, dimensionally shifted integrals, and subsector integrals. The resulting parametric integrand can be expanded in ϵ allowing for direct numerical integration. We employed `pySecDec` and found that such finite linear combinations can significantly improve the numerical performance of the quadrature, similar to what was observed in the case of dimensionally shifted integrals with additional dots. The new approach allows us to stay in a range of integrals which may be considered more natural in the context of the amplitudes themselves. We emphasize that our method is fully automated and works for arbitrary loop order and number of external legs.

Our results for the two-loop amplitudes show good agreement with the large m_t expansion and the small m_t expansions, where they are expected to be valid. At moderate energies and for non-central scattering at higher energies, we find that these expansions differ substantially from our exact results. However, we expect better agreement with the Padé improved results [33, 35] in these regions. Our amplitudes provide the last major building block required to include the full top-quark mass effects in the next-to-leading order cross section for ZZ production in gluon fusion.

Acknowledgments

We are very grateful to Stephan Jahn for providing checks of our calculations and for helping interface our finite integral finder with `pySecDec`. We would like to gratefully acknowledge Robert M. Schabinger for many illuminating discussions concerning the construction of finite integrals. We wish to thank Yang Zhang for interesting discussions regarding the construction of syzygies. We acknowledge helpful discussions with Gudrun Heinrich, Nikolas Kauer, Matthias Kerner, Kirtimaan Mohan, Erik Panzer, and C.-P. Yuan. We thank Joshua Davies for clarifying discussions regarding the small top-mass expansion. BA thanks the Max Planck Institute for Physics, Munich, for support and hospitality. BA and AvM were supported in part by the National Science Foundation under Grants No. 1719863 and 2013859. SJ was supported in part by a Royal Society University Research Fellowship under Grant URF/R1/201268. We gratefully acknowledge support and resources provided by the Max Planck Computing and Data Facility (MPCDF) and the High Performance Computing Center (HPCC) at Michigan State University. Our Feynman diagrams were generated using `JaxoDraw` [121], based on `AxoDraw` [122].

A Numerical checks

In this appendix, we present details for the numerical pole checks for our basis of finite integrals. For the UV renormalised two-loop form factors prior to IR subtraction, we observe analytical pole cancellation through to order $1/\epsilon^4$ and very precise numerical cancellations at order $1/\epsilon^3$. For the $1/\epsilon^2$ and $1/\epsilon$ poles, the following table shows our results compared against Catani's prediction [114] for the Euclidean point $s/m_t^2 = -191$, $t/m_t^2 = -337$, $m_Z^2/m_t^2 = -853$, $m_t = 1$.

FF		$1/\epsilon^2$	$1/\epsilon$
A_1	2-loop Pred.	$-2.443800571 \cdot 10^{-1}$ $-2.443800571 \cdot 10^{-1}$	$-1.135850915 - 1.535485184 i$ $-1.135850915 - 1.535485184 i$
A_2	2-loop Pred.	$+1.766187537 \cdot 10^{-1}$ $+1.766187538 \cdot 10^{-1}$	$+8.296540884 \cdot 10^{-1} + 1.109728358 i$ $+8.296540897 \cdot 10^{-1} + 1.109728358 i$
A_3	2-loop Pred.	$+3.826426320 \cdot 10^{-2}$ $+3.826426321 \cdot 10^{-2}$	$+1.214262369 \cdot 10^{-1} + 2.404214563 \cdot 10^{-1} i$ $+1.214262364 \cdot 10^{-1} + 2.404214563 \cdot 10^{-1} i$
A_4	2-loop Pred.	$+1.569683552 \cdot 10^{-4}$ $+1.569683553 \cdot 10^{-4}$	$+7.396039728 \cdot 10^{-4} + 9.862612635 \cdot 10^{-4} i$ $+7.396039717 \cdot 10^{-4} + 9.862612641 \cdot 10^{-4} i$
A_5	2-loop Pred.	$-7.632172836 \cdot 10^{-4}$ $-7.632172832 \cdot 10^{-4}$	$-2.908244126 \cdot 10^{-3} - 4.795435622 \cdot 10^{-3} i$ $-2.908244118 \cdot 10^{-3} - 4.795435620 \cdot 10^{-3} i$
A_6	2-loop Pred.	$-7.598308415 \cdot 10^{-4}$ $-7.598308415 \cdot 10^{-4}$	$-3.713633152 \cdot 10^{-3} - 4.774157979 \cdot 10^{-3} i$ $-3.713633147 \cdot 10^{-3} - 4.774157979 \cdot 10^{-3} i$
A_7	2-loop Pred.	$+1.569683552 \cdot 10^{-4}$ $+1.569683553 \cdot 10^{-4}$	$+7.396039728 \cdot 10^{-4} + 9.862612635 \cdot 10^{-4} i$ $+7.396039717 \cdot 10^{-4} + 9.862612641 \cdot 10^{-4} i$
A_8	2-loop Pred.	$+3.064845026 \cdot 10^{-4}$ $+3.064845026 \cdot 10^{-4}$	$+1.553989912 \cdot 10^{-3} + 1.925698923 \cdot 10^{-3} i$ $+1.553989914 \cdot 10^{-3} + 1.925698924 \cdot 10^{-3} i$
A_9	2-loop Pred.	$-2.007973239 \cdot 10^{-4}$ $-2.007973239 \cdot 10^{-4}$	$-1.007021060 \cdot 10^{-3} - 1.261646795 \cdot 10^{-3} i$ $-1.007021062 \cdot 10^{-3} - 1.261646795 \cdot 10^{-3} i$
A_{10}	2-loop Pred.	$-3.647556845 \cdot 10^{-4}$ $-3.647556845 \cdot 10^{-4}$	$-1.860451733 \cdot 10^{-3} - 2.291827557 \cdot 10^{-3} i$ $-1.860451731 \cdot 10^{-3} - 2.291827557 \cdot 10^{-3} i$
A_{11}	2-loop Pred.	$-5.404363647 \cdot 10^{-6}$ $-5.404363673 \cdot 10^{-6}$	$+1.206917592 \cdot 10^{-4} - 3.395661826 \cdot 10^{-5} i$ $+1.206917620 \cdot 10^{-4} - 3.395661842 \cdot 10^{-5} i$
A_{12}	2-loop Pred.	$+5.404363647 \cdot 10^{-6}$ $+5.404363673 \cdot 10^{-6}$	$-1.206917592 \cdot 10^{-4} + 3.395661826 \cdot 10^{-5} i$ $-1.206917620 \cdot 10^{-4} + 3.395661842 \cdot 10^{-5} i$
A_{13}	2-loop Pred.	$+3.647556845 \cdot 10^{-4}$ $+3.647556845 \cdot 10^{-4}$	$+1.860451733 \cdot 10^{-3} + 2.291827557 \cdot 10^{-3} i$ $+1.860451731 \cdot 10^{-3} + 2.291827557 \cdot 10^{-3} i$
A_{14}	2-loop Pred.	$+2.007973239 \cdot 10^{-4}$ $+2.007973239 \cdot 10^{-4}$	$+1.007021060 \cdot 10^{-3} + 1.261646795 \cdot 10^{-3} i$ $+1.007021062 \cdot 10^{-3} + 1.261646795 \cdot 10^{-3} i$
A_{15}	2-loop Pred.	$-3.064845026 \cdot 10^{-4}$ $-3.064845026 \cdot 10^{-4}$	$-1.553989912 \cdot 10^{-3} - 1.925698923 \cdot 10^{-3} i$ $-1.553989914 \cdot 10^{-3} - 1.925698924 \cdot 10^{-3} i$
A_{16}	2-loop Pred.	$-1.904051716 \cdot 10^{-4}$ $-1.904051716 \cdot 10^{-4}$	$-8.616928904 \cdot 10^{-4} - 1.196350976 \cdot 10^{-3} i$ $-8.616928893 \cdot 10^{-4} - 1.196350977 \cdot 10^{-3} i$
A_{17}	2-loop Pred.	$+4.248665083 \cdot 10^{-8}$ $+4.248665102 \cdot 10^{-8}$	$+2.207472086 \cdot 10^{-7} + 2.669515003 \cdot 10^{-7} i$ $+2.207472098 \cdot 10^{-7} + 2.669515014 \cdot 10^{-7} i$
A_{18}	2-loop Pred.	$+9.887448207 \cdot 10^{-8}$ $+9.887448253 \cdot 10^{-8}$	$+1.088670936 \cdot 10^{-6} + 6.212466930 \cdot 10^{-7} i$ $+1.088670936 \cdot 10^{-6} + 6.212466959 \cdot 10^{-7} i$
A_{19}	2-loop Pred.	$-8.958815189 \cdot 10^{-7}$ $-8.958815190 \cdot 10^{-7}$	$-4.359611620 \cdot 10^{-6} - 5.628989596 \cdot 10^{-6} i$ $-4.359611609 \cdot 10^{-6} - 5.628989597 \cdot 10^{-6} i$
A_{20}	2-loop Pred.	$+4.248665083 \cdot 10^{-8}$ $+4.248665102 \cdot 10^{-8}$	$+2.207472086 \cdot 10^{-7} + 2.669515003 \cdot 10^{-7} i$ $+2.207472098 \cdot 10^{-7} + 2.669515014 \cdot 10^{-7} i$

In the following table, we compare the $1/\epsilon^2$ and $1/\epsilon$ poles of the 2-loop form factors against Catani's prediction for a point in the physical region with $s/m_t^2 = 142/17$, $t/m_t^2 = -125/22$, $m_Z^2/m_t^2 = 5/18$, $m_t = 1$. We only note here that we observe an improved agreement for the physical combinations of these form factors.

FF		$1/\epsilon^2$	$1/\epsilon$
A_1	2-loop	$+5.732522 \cdot 10^{-1} + 4.637688 \cdot 10^{-1}i$	$+1.40955 + 4.65047i$
	Pred.	$+5.732522 \cdot 10^{-1} + 4.637688 \cdot 10^{-1}i$	$+1.40955 + 4.65047i$
A_2	2-loop	$-4.160080 \cdot 10^{-1} - 1.098714 \cdot 10^{-1}i$	$-1.94271 - 2.16528i$
	Pred.	$-4.160080 \cdot 10^{-1} - 1.098715 \cdot 10^{-1}ii$	$-1.94272 - 2.16529i$
A_3	2-loop	$-2.005367 \cdot 10^{-1} - 3.127890 \cdot 10^{-1}i$	$+2.49737 \cdot 10^{-1} - 2.26956i$
	Pred.	$-2.005367 \cdot 10^{-1} - 3.127891 \cdot 10^{-1}i$	$+2.49732 \cdot 10^{-1} - 2.26957i$
A_4	2-loop	$-3.157009 \cdot 10^{-2} - 9.264671 \cdot 10^{-4}i$	$-1.80027 \cdot 10^{-1} - 1.17615 \cdot 10^{-1}i$
	Pred.	$-3.157010 \cdot 10^{-2} - 9.264761 \cdot 10^{-4}i$	$-1.80028 \cdot 10^{-1} - 1.17617 \cdot 10^{-1}i$
A_5	2-loop	$-1.043298 \cdot 10^{-1} - 5.392231 \cdot 10^{-2}i$	$-3.77655 \cdot 10^{-1} - 6.67379 \cdot 10^{-1}i$
	Pred.	$-1.043298 \cdot 10^{-1} - 5.392230 \cdot 10^{-2}i$	$-3.77655 \cdot 10^{-1} - 6.67379 \cdot 10^{-1}i$
A_6	2-loop	$-1.245352 \cdot 10^{-1} - 6.967900 \cdot 10^{-2}i$	$-4.11498 \cdot 10^{-1} - 8.15530 \cdot 10^{-1}i$
	Pred.	$-1.245352 \cdot 10^{-1} - 6.967899 \cdot 10^{-2}i$	$-4.11493 \cdot 10^{-1} - 8.15525 \cdot 10^{-1}i$
A_7	2-loop	$-3.157009 \cdot 10^{-2} - 9.264671 \cdot 10^{-4}i$	$-1.80027 \cdot 10^{-1} - 1.17615 \cdot 10^{-1}i$
	Pred.	$-3.157010 \cdot 10^{-2} - 9.264761 \cdot 10^{-4}i$	$-1.80028 \cdot 10^{-1} - 1.17617 \cdot 10^{-1}i$
A_8	2-loop	$+1.015622 \cdot 10^{-2} - 8.856792 \cdot 10^{-2}i$	$+4.56512 \cdot 10^{-1} - 3.76388 \cdot 10^{-1}i$
	Pred.	$+1.015621 \cdot 10^{-2} - 8.856795 \cdot 10^{-2}i$	$+4.56502 \cdot 10^{-1} - 3.76399 \cdot 10^{-1}i$
A_9	2-loop	$-7.189734 \cdot 10^{-2} + 5.079056 \cdot 10^{-2}i$	$-6.30552 \cdot 10^{-1} - 2.78466 \cdot 10^{-2}i$
	Pred.	$-7.189736 \cdot 10^{-2} + 5.079055 \cdot 10^{-2}i$	$-6.30551 \cdot 10^{-1} - 2.78484 \cdot 10^{-2}i$
A_{10}	2-loop	$-1.873819 \cdot 10^{-2} + 8.544353 \cdot 10^{-2}i$	$-4.96675 \cdot 10^{-1} + 3.28335 \cdot 10^{-1}i$
	Pred.	$-1.873818 \cdot 10^{-2} + 8.544353 \cdot 10^{-2}i$	$-4.96676 \cdot 10^{-1} + 3.28336 \cdot 10^{-1}i$
A_{11}	2-loop	$+7.698708 \cdot 10^{-2} - 5.112826 \cdot 10^{-2}i$	$+6.57858 \cdot 10^{-1} + 4.14916 \cdot 10^{-2}i$
	Pred.	$+7.698710 \cdot 10^{-2} - 5.112824 \cdot 10^{-2}i$	$+6.57869 \cdot 10^{-1} + 4.15010 \cdot 10^{-2}i$
A_{12}	2-loop	$-7.698708 \cdot 10^{-2} + 5.112826 \cdot 10^{-2}i$	$-6.57858 \cdot 10^{-1} - 4.14915 \cdot 10^{-2}i$
	Pred.	$-7.698710 \cdot 10^{-2} + 5.112824 \cdot 10^{-2}i$	$-6.57869 \cdot 10^{-1} - 4.15010 \cdot 10^{-2}i$
A_{13}	2-loop	$+1.873819 \cdot 10^{-2} - 8.544353 \cdot 10^{-2}i$	$+4.96675 \cdot 10^{-1} - 3.28335 \cdot 10^{-1}i$
	Pred.	$+1.873818 \cdot 10^{-2} - 8.544353 \cdot 10^{-2}i$	$+4.96676 \cdot 10^{-1} - 3.28336 \cdot 10^{-1}i$
A_{14}	2-loop	$+7.189734 \cdot 10^{-2} - 5.079056 \cdot 10^{-2}i$	$+6.30552 \cdot 10^{-1} + 2.78466 \cdot 10^{-2}i$
	Pred.	$+7.189736 \cdot 10^{-2} - 5.079055 \cdot 10^{-2}i$	$+6.30551 \cdot 10^{-1} + 2.78484 \cdot 10^{-2}i$
A_{15}	2-loop	$-1.015622 \cdot 10^{-2} + 8.856792 \cdot 10^{-2}i$	$-4.56512 \cdot 10^{-1} + 3.76388 \cdot 10^{-1}i$
	Pred.	$-1.015621 \cdot 10^{-2} + 8.856795 \cdot 10^{-2}i$	$-4.56502 \cdot 10^{-1} + 3.76399 \cdot 10^{-1}i$
A_{16}	2-loop	$+6.222831 \cdot 10^{-2} + 9.236434 \cdot 10^{-2}i$	$-4.64378 \cdot 10^{-2} + 7.27007 \cdot 10^{-1}i$
	Pred.	$+6.222830 \cdot 10^{-2} + 9.236432 \cdot 10^{-2}i$	$-4.64428 \cdot 10^{-2} + 7.26999 \cdot 10^{-1}i$
A_{17}	2-loop	$-9.179800 \cdot 10^{-4} - 4.937138 \cdot 10^{-3}i$	$+1.35885 \cdot 10^{-2} - 3.35398 \cdot 10^{-2}i$
	Pred.	$-9.179754 \cdot 10^{-4} - 4.937132 \cdot 10^{-3}i$	$+1.35897 \cdot 10^{-2} - 3.35370 \cdot 10^{-2}i$
A_{18}	2-loop	$-6.820801 \cdot 10^{-3} - 5.704475 \cdot 10^{-3}i$	$-1.65445 \cdot 10^{-2} - 5.72737 \cdot 10^{-2}i$
	Pred.	$-6.820788 \cdot 10^{-3} - 5.704453 \cdot 10^{-3}i$	$-1.65428 \cdot 10^{-2} - 5.72696 \cdot 10^{-2}i$
A_{19}	2-loop	$-4.221239 \cdot 10^{-3} - 4.561477 \cdot 10^{-3}i$	$-5.10616 \cdot 10^{-3} - 4.14716 \cdot 10^{-2}i$
	Pred.	$-4.221209 \cdot 10^{-3} - 4.561416 \cdot 10^{-3}i$	$-5.07895 \cdot 10^{-3} - 4.14414 \cdot 10^{-2}i$
A_{20}	2-loop	$-9.179800 \cdot 10^{-4} - 4.937138 \cdot 10^{-3}i$	$+1.35885 \cdot 10^{-2} - 3.35398 \cdot 10^{-2}i$
	Pred.	$-9.179754 \cdot 10^{-4} - 4.937132 \cdot 10^{-3}i$	$+1.35897 \cdot 10^{-2} - 3.35370 \cdot 10^{-2}i$

References

- [1] **ATLAS** Collaboration, M. Aaboud et al., $ZZ \rightarrow \ell^+ \ell^- \ell'^+ \ell'^-$ cross-section measurements and search for anomalous triple gauge couplings in 13 TeV pp collisions with the ATLAS detector, *Phys. Rev. D* **97** (2018), no. 3 032005, [[arXiv:1709.07703](#)].
- [2] **ATLAS** Collaboration, M. Aaboud et al., Measurement of the four-lepton invariant mass spectrum in 13 TeV proton-proton collisions with the ATLAS detector, *JHEP* **04** (2019) 048, [[arXiv:1902.05892](#)].
- [3] **ATLAS** Collaboration, M. Aaboud et al., Measurement of ZZ production in the $\ell\ell\nu\nu$ final state with the ATLAS detector in pp collisions at $\sqrt{s} = 13$ TeV, *JHEP* **10** (2019) 127, [[arXiv:1905.07163](#)].
- [4] **CMS** Collaboration, A. M. Sirunyan et al., Measurements of the pp \rightarrow ZZ production cross section and the $Z \rightarrow 4\ell$ branching fraction, and constraints on anomalous triple gauge couplings at $\sqrt{s} = 13$ TeV, *Eur. Phys. J. C* **78** (2018) 165, [[arXiv:1709.08601](#)]. [Erratum: *Eur.Phys.J.C* **78**, 515 (2018)].
- [5] **CMS** Collaboration, A. M. Sirunyan et al., Measurements of pp \rightarrow ZZ production cross sections and constraints on anomalous triple gauge couplings at $\sqrt{s} = 13$ TeV, [[arXiv:2009.01186](#)].
- [6] **ATLAS** Collaboration, M. Aaboud et al., Constraints on off-shell Higgs boson production and the Higgs boson total width in $ZZ \rightarrow 4\ell$ and $ZZ \rightarrow 2\ell 2\nu$ final states with the ATLAS detector, *Phys. Lett. B* **786** (2018) 223–244, [[arXiv:1808.01191](#)].
- [7] **CMS** Collaboration, A. M. Sirunyan et al., Measurement and interpretation of differential cross sections for Higgs boson production at $\sqrt{s} = 13$ TeV, *Phys. Lett. B* **792** (2019) 369–396, [[arXiv:1812.06504](#)].
- [8] **CMS** Collaboration, A. M. Sirunyan et al., Measurements of the Higgs boson width and anomalous HVV couplings from on-shell and off-shell production in the four-lepton final state, *Phys. Rev. D* **99** (2019), no. 11 112003, [[arXiv:1901.00174](#)].
- [9] **ATLAS** Collaboration, G. Aad et al., Measurements of the Higgs boson inclusive and differential fiducial cross sections in the 4ℓ decay channel at $\sqrt{s} = 13$ TeV, *Eur. Phys. J. C* **80** (2020), no. 10 942, [[arXiv:2004.03969](#)].
- [10] N. Kauer and G. Passarino, Inadequacy of zero-width approximation for a light Higgs boson signal, *JHEP* **08** (2012) 116, [[arXiv:1206.4803](#)].
- [11] N. Kauer, Interference effects for $H \rightarrow WW/ZZ \rightarrow \ell\bar{\nu}_\ell\ell\nu_\ell$ searches in gluon fusion at the LHC, *JHEP* **12** (2013) 082, [[arXiv:1310.7011](#)].
- [12] F. Caola and K. Melnikov, Constraining the Higgs boson width with ZZ production at the LHC, *Phys. Rev. D* **88** (2013) 054024, [[arXiv:1307.4935](#)].
- [13] J. M. Campbell, R. K. Ellis, and C. Williams, Bounding the Higgs Width at the LHC Using Full Analytic Results for $gg \rightarrow e^-e^+\mu^-\mu^+$, *JHEP* **04** (2014) 060, [[arXiv:1311.3589](#)].
- [14] F. Cascioli, T. Gehrmann, M. Grazzini, S. Kallweit, P. Maierhöfer, A. von Manteuffel, S. Pozzorini, D. Rathlev, L. Tancredi, and E. Weihs, ZZ production at hadron colliders in NNLO QCD, *Phys. Lett. B* **735** (2014) 311–313, [[arXiv:1405.2219](#)].
- [15] G. Heinrich, S. Jahn, S. Jones, M. Kerner, and J. Pires, NNLO predictions for Z-boson pair production at the LHC, *JHEP* **03** (2018) 142, [[arXiv:1710.06294](#)].

- [16] T. Gehrmann, A. von Manteuffel, L. Tancredi, and E. Weihs, *The two-loop master integrals for $q\bar{q} \rightarrow VV$* , *JHEP* **06** (2014) 032, [[arXiv:1404.4853](#)].
- [17] F. Caola, J. M. Henn, K. Melnikov, A. V. Smirnov, and V. A. Smirnov, *Two-loop helicity amplitudes for the production of two off-shell electroweak bosons in quark-antiquark collisions*, *JHEP* **11** (2014) 041, [[arXiv:1408.6409](#)].
- [18] T. Gehrmann, A. von Manteuffel, and L. Tancredi, *The two-loop helicity amplitudes for $q\bar{q}' \rightarrow V_1 V_2 \rightarrow 4$ leptons*, *JHEP* **09** (2015) 128, [[arXiv:1503.04812](#)].
- [19] M. Grazzini, S. Kallweit, and D. Rathlev, *ZZ production at the LHC: fiducial cross sections and distributions in NNLO QCD*, *Phys. Lett. B* **750** (2015) 407–410, [[arXiv:1507.06257](#)].
- [20] S. Kallweit and M. Wiesemann, *ZZ production at the LHC: NNLO predictions for $2\ell 2\nu$ and 4ℓ signatures*, *Phys. Lett. B* **786** (2018) 382–389, [[arXiv:1806.05941](#)].
- [21] F. Caola, K. Melnikov, R. Röntsch, and L. Tancredi, *QCD corrections to ZZ production in gluon fusion at the LHC*, *Phys. Rev. D* **92** (2015), no. 9 094028, [[arXiv:1509.06734](#)].
- [22] M. Grazzini, S. Kallweit, M. Wiesemann, and J. Y. Yook, *ZZ production at the LHC: NLO QCD corrections to the loop-induced gluon fusion channel*, *JHEP* **03** (2019) 070, [[arXiv:1811.09593](#)].
- [23] D. A. Dicus, C. Kao, and W. Repko, *Gluon Production of Gauge Bosons*, *Phys. Rev. D* **36** (1987) 1570.
- [24] E. W. N. Glover and J. J. van der Bij, *Z BOSON PAIR PRODUCTION VIA GLUON FUSION*, *Nucl. Phys. B* **321** (1989) 561–590.
- [25] C. Zecher, T. Matsuura, and J. van der Bij, *Leptonic signals from off-shell Z boson pairs at hadron colliders*, *Z. Phys. C* **64** (1994) 219–226, [[hep-ph/9404295](#)].
- [26] A. von Manteuffel and L. Tancredi, *The two-loop helicity amplitudes for $gg \rightarrow V_1 V_2 \rightarrow 4$ leptons*, *JHEP* **06** (2015) 197, [[arXiv:1503.08835](#)].
- [27] F. Caola, J. M. Henn, K. Melnikov, A. V. Smirnov, and V. A. Smirnov, *Two-loop helicity amplitudes for the production of two off-shell electroweak bosons in gluon fusion*, *JHEP* **06** (2015) 129, [[arXiv:1503.08759](#)].
- [28] B. W. Lee, C. Quigg, and H. Thacker, *Weak Interactions at Very High-Energies: The Role of the Higgs Boson Mass*, *Phys. Rev. D* **16** (1977) 1519.
- [29] M. S. Chanowitz and M. K. Gaillard, *The TeV Physics of Strongly Interacting W's and Z's*, *Nucl. Phys. B* **261** (1985) 379–431.
- [30] Q.-H. Cao, B. Yan, C. Yuan, and Y. Zhang, *Probing $Zt\bar{t}$ couplings using Z boson polarization in ZZ production at hadron colliders*, *Phys. Rev. D* **102** (2020), no. 5 055010, [[arXiv:2004.02031](#)].
- [31] K. Melnikov and M. Dowling, *Production of two Z-bosons in gluon fusion in the heavy top quark approximation*, *Phys. Lett. B* **744** (2015) 43–47, [[arXiv:1503.01274](#)].
- [32] F. Caola, M. Dowling, K. Melnikov, R. Röntsch, and L. Tancredi, *QCD corrections to vector boson pair production in gluon fusion including interference effects with off-shell Higgs at the LHC*, *JHEP* **07** (2016) 087, [[arXiv:1605.04610](#)].
- [33] J. M. Campbell, R. K. Ellis, M. Czakon, and S. Kirchner, *Two loop correction to interference in $gg \rightarrow ZZ$* , *JHEP* **08** (2016) 011, [[arXiv:1605.01380](#)].

- [34] R. Gröber, A. Maier, and T. Rauh, *Top quark mass effects in $gg \rightarrow ZZ$ at two loops and off-shell Higgs interference*, *Phys. Rev.* **D100** (2019), no. 11 114013, [[arXiv:1908.04061](#)].
- [35] J. Davies, G. Mishima, M. Steinhauser, and D. Wellmann, *$gg \rightarrow ZZ$: analytic two-loop results for the low- and high-energy regions*, *JHEP* **04** (2020) 024, [[arXiv:2002.05558](#)].
- [36] M. Spira, A. Djouadi, D. Graudenz, and P. Zerwas, *Higgs boson production at the LHC*, *Nucl. Phys. B* **453** (1995) 17–82, [[hep-ph/9504378](#)].
- [37] R. Harlander and P. Kant, *Higgs production and decay: Analytic results at next-to-leading order QCD*, *JHEP* **12** (2005) 015, [[hep-ph/0509189](#)].
- [38] C. Anastasiou, S. Beerli, S. Bucherer, A. Daleo, and Z. Kunszt, *Two-loop amplitudes and master integrals for the production of a Higgs boson via a massive quark and a scalar-quark loop*, *JHEP* **01** (2007) 082, [[hep-ph/0611236](#)].
- [39] U. Aglietti, R. Bonciani, G. Degrossi, and A. Vicini, *Analytic Results for Virtual QCD Corrections to Higgs Production and Decay*, *JHEP* **01** (2007) 021, [[hep-ph/0611266](#)].
- [40] C. Brønnum-Hansen and C.-Y. Wang, *Contribution of third generation quarks to two-loop helicity amplitudes for W boson pair production in gluon fusion*, [arXiv:2009.03742](#).
- [41] P. Nogueira, *Automatic feynman graph generation*, *Journal of Computational Physics* **105** (1993), no. 2 279 – 289.
- [42] D. Kreimer, *The $\gamma(5)$ Problem and Anomalies: A Clifford Algebra Approach*, *Phys. Lett. B* **237** (1990) 59–62.
- [43] J. Korner, D. Kreimer, and K. Schilcher, *A Practicable $\gamma(5)$ scheme in dimensional regularization*, *Z. Phys. C* **54** (1992) 503–512.
- [44] B. Ruijl, T. Ueda, and J. Vermaseren, *FORM version 4.2*, [arXiv:1707.06453](#).
- [45] J. Kuipers, T. Ueda, J. A. M. Vermaseren, and J. Vollinga, *FORM version 4.0*, *Comput. Phys. Commun.* **184** (2013) 1453–1467, [[arXiv:1203.6543](#)].
- [46] J. A. M. Vermaseren, *New features of FORM*, [math-ph/0010025](#).
- [47] A. von Manteuffel and C. Studerus, *Reduze 2 - Distributed Feynman Integral Reduction*, [arXiv:1201.4330](#).
- [48] C. Studerus, *Reduze-Feynman Integral Reduction in C++*, *Comput. Phys. Commun.* **181** (2010) 1293–1300, [[arXiv:0912.2546](#)].
- [49] C. W. Bauer, A. Frink, and R. Kreckel, *Introduction to the GiNaC framework for symbolic computation within the C++ programming language*, *J. Symb. Comput.* **33** (2002) 1, [[cs/0004015](#)].
- [50] R. H. Lewis, “Computer Algebra System Fermat.” <http://home.bway.net/lewis/>.
- [51] K. G. Chetyrkin and F. V. Tkachov, *Integration by Parts: The Algorithm to Calculate beta Functions in 4 Loops*, *Nucl. Phys.* **B192** (1981) 159–204.
- [52] S. Laporta, *High precision calculation of multiloop Feynman integrals by difference equations*, *Int. J. Mod. Phys.* **A15** (2000) 5087–5159, [[hep-ph/0102033](#)].
- [53] C. Anastasiou and A. Lazopoulos, *Automatic integral reduction for higher order perturbative calculations*, *JHEP* **07** (2004) 046, [[hep-ph/0404258](#)].
- [54] R. N. Lee, *Presenting LiteRed: a tool for the Loop InTEgrals REDuction*, [arXiv:1212.2685](#).

- [55] P. Maierhöfer, J. Usovitsch, and P. Uwer, *Kira—A Feynman integral reduction program*, *Comput. Phys. Commun.* **230** (2018) 99–112, [[arXiv:1705.05610](#)].
- [56] A. V. Smirnov, *FIRE5: a C++ implementation of Feynman Integral REduction*, *Comput. Phys. Commun.* **189** (2015) 182–191, [[arXiv:1408.2372](#)].
- [57] J. Gluza, K. Kajda, and D. A. Kosower, *Towards a Basis for Planar Two-Loop Integrals*, *Phys. Rev.* **D83** (2011) 045012, [[arXiv:1009.0472](#)].
- [58] R. M. Schabinger, *A New Algorithm For The Generation Of Unitarity-Compatible Integration By Parts Relations*, *JHEP* **01** (2012) 077, [[arXiv:1111.4220](#)].
- [59] R. N. Lee, *LiteRed 1.4: a powerful tool for reduction of multi-loop integrals*, *J. Phys. Conf. Ser.* **523** (2014) 012059, [[arXiv:1310.1145](#)].
- [60] H. Ita, *Two-loop Integrand Decomposition into Master Integrals and Surface Terms*, *Phys. Rev.* **D94** (2016), no. 11 116015, [[arXiv:1510.05626](#)].
- [61] K. J. Larsen and Y. Zhang, *Integration-by-parts reductions from unitarity cuts and algebraic geometry*, *Phys. Rev.* **D93** (2016), no. 4 041701, [[arXiv:1511.01071](#)].
- [62] P. A. Baikov, *Explicit solutions of the three loop vacuum integral recurrence relations*, *Phys. Lett.* **B385** (1996) 404–410, [[hep-ph/9603267](#)].
- [63] T. Bitoun, C. Bogner, R. P. Klausen, and E. Panzer, *Feynman integral relations from parametric annihilators*, *Lett. Math. Phys.* **109** (2019), no. 3 497–564, [[arXiv:1712.09215](#)].
- [64] A. von Manteuffel, E. Panzer, and R. M. Schabinger, *Cusp and collinear anomalous dimensions in four-loop QCD from form factors*, *Phys. Rev. Lett.* **124** (2020), no. 16 162001, [[arXiv:2002.04617](#)].
- [65] R. N. Lee and A. A. Pomeransky, *Critical points and number of master integrals*, *JHEP* **11** (2013) 165, [[arXiv:1308.6676](#)].
- [66] J. Böhm, A. Georgoudis, K. J. Larsen, M. Schulze, and Y. Zhang, *Complete sets of logarithmic vector fields for integration-by-parts identities of Feynman integrals*, *Phys. Rev.* **D98** (2018), no. 2 025023, [[arXiv:1712.09737](#)].
- [67] J. Böhm, A. Georgoudis, K. J. Larsen, H. Schönemann, and Y. Zhang, *Complete integration-by-parts reductions of the non-planar hexagon-box via module intersections*, *JHEP* **09** (2018) 024, [[arXiv:1805.01873](#)].
- [68] A. von Manteuffel and R. M. Schabinger, *A novel approach to integration by parts reduction*, *Phys. Lett.* **B744** (2015) 101–104, [[arXiv:1406.4513](#)].
- [69] T. Peraro, *Scattering amplitudes over finite fields and multivariate functional reconstruction*, *JHEP* **12** (2016) 030, [[arXiv:1608.01902](#)].
- [70] D. Cabarcas and J. Ding, *Linear Algebra to Compute Syzygies and Gröbner Bases*, *ACM Press* (2011), no. 67-74.
- [71] S. Abreu, J. Dormans, F. Febres Cordero, H. Ita, and B. Page, *Analytic Form of Planar Two-Loop Five-Gluon Scattering Amplitudes in QCD*, *Phys. Rev. Lett.* **122** (2019), no. 8 082002, [[arXiv:1812.04586](#)].
- [72] M. Heller and A. von Manteuffel, “*MultivariateApart: Generalized Partial Fractions.*” in preparation.
- [73] W. Decker, G.-M. Greuel, G. Pfister, and H. Schönemann, “SINGULAR 4-1-2 — A computer algebra system for polynomial computations.” <http://www.singular.uni-kl.de>, 2019.

- [74] J. Boehm, M. Wittmann, Z. Wu, Y. Xu, and Y. Zhang, *IBP reduction coefficients made simple*, [arXiv:2008.13194](#).
- [75] A. V. Kotikov, *Differential equations method: New technique for massive Feynman diagrams calculation*, *Phys. Lett.* **B254** (1991) 158–164.
- [76] E. Remiddi, *Differential equations for Feynman graph amplitudes*, *Nuovo Cim.* **A110** (1997) 1435–1452, [[hep-th/9711188](#)].
- [77] T. Gehrmann and E. Remiddi, *Differential equations for two loop four point functions*, *Nucl. Phys.* **B580** (2000) 485–518, [[hep-ph/9912329](#)].
- [78] M. Argeri and P. Mastrolia, *Feynman Diagrams and Differential Equations*, *Int. J. Mod. Phys.* **A22** (2007) 4375–4436, [[arXiv:0707.4037](#)].
- [79] J. M. Henn, *Multiloop integrals in dimensional regularization made simple*, *Phys. Rev. Lett.* **110** (2013) 251601, [[arXiv:1304.1806](#)].
- [80] M. Heller, A. von Manteuffel, and R. M. Schabinger, *Multiple polylogarithms with algebraic arguments and the two-loop EW-QCD Drell-Yan master integrals*, *Phys. Rev. D* **102** (2020), no. 1 016025, [[arXiv:1907.00491](#)].
- [81] J. M. Henn, K. Melnikov, and V. A. Smirnov, *Two-loop planar master integrals for the production of off-shell vector bosons in hadron collisions*, *JHEP* **05** (2014) 090, [[arXiv:1402.7078](#)].
- [82] F. Caola, J. M. Henn, K. Melnikov, and V. A. Smirnov, *Non-planar master integrals for the production of two off-shell vector bosons in collisions of massless partons*, *JHEP* **09** (2014) 043, [[arXiv:1404.5590](#)].
- [83] R. Bonciani, V. Del Duca, H. Frellesvig, J. M. Henn, F. Moriello, and V. A. Smirnov, *Two-loop planar master integrals for Higgs \rightarrow 3 partons with full heavy-quark mass dependence*, *JHEP* **12** (2016) 096, [[arXiv:1609.06685](#)].
- [84] A. von Manteuffel and L. Tancredi, *A non-planar two-loop three-point function beyond multiple polylogarithms*, *JHEP* **06** (2017) 127, [[arXiv:1701.05905](#)].
- [85] J. Broedel, C. Duhr, F. Dulat, B. Penante, and L. Tancredi, *Elliptic symbol calculus: from elliptic polylogarithms to iterated integrals of Eisenstein series*, *JHEP* **08** (2018) 014, [[arXiv:1803.10256](#)].
- [86] L. Adams, E. Chaubey, and S. Weinzierl, *Analytic results for the planar double box integral relevant to top-pair production with a closed top loop*, *JHEP* **10** (2018) 206, [[arXiv:1806.04981](#)].
- [87] R. N. Lee, *Symmetric ϵ - and $(\epsilon + 1/2)$ -forms and quadratic constraints in “elliptic” sectors*, *JHEP* **10** (2018) 176, [[arXiv:1806.04846](#)].
- [88] M. Walden and S. Weinzierl, *Numerical evaluation of iterated integrals related to elliptic Feynman integrals*, [arXiv:2010.05271](#).
- [89] U. Aglietti, R. Bonciani, L. Grassi, and E. Remiddi, *The Two loop crossed ladder vertex diagram with two massive exchanges*, *Nucl. Phys. B* **789** (2008) 45–83, [[arXiv:0705.2616](#)].
- [90] R. N. Lee, A. V. Smirnov, and V. A. Smirnov, *Solving differential equations for Feynman integrals by expansions near singular points*, *JHEP* **03** (2018) 008, [[arXiv:1709.07525](#)].
- [91] F. Moriello, *Generalised power series expansions for the elliptic planar families of Higgs + jet production at two loops*, *JHEP* **01** (2020) 150, [[arXiv:1907.13234](#)].

- [92] M. Hidding, *DiffExp, a Mathematica package for computing Feynman integrals in terms of one-dimensional series expansions*, [arXiv:2006.05510](#).
- [93] T. Binoth and G. Heinrich, *An automatized algorithm to compute infrared divergent multiloop integrals*, *Nucl. Phys. B* **585** (2000) 741–759, [[hep-ph/0004013](#)].
- [94] C. Bogner and S. Weinzierl, *Resolution of singularities for multi-loop integrals*, *Comput. Phys. Commun.* **178** (2008) 596–610, [[arXiv:0709.4092](#)].
- [95] S. Borowka, G. Heinrich, S. Jahn, S. Jones, M. Kerner, and J. Schlenk, *A GPU compatible quasi-Monte Carlo integrator interfaced to pySecDec*, *Comput. Phys. Commun.* **240** (2019) 120–137, [[arXiv:1811.11720](#)].
- [96] A. V. Smirnov, *FIESTA4: Optimized Feynman integral calculations with GPU support*, *Comput. Phys. Commun.* **204** (2016) 189–199, [[arXiv:1511.03614](#)].
- [97] S. Borowka, N. Greiner, G. Heinrich, S. P. Jones, M. Kerner, J. Schlenk, and T. Zirke, *Full top quark mass dependence in Higgs boson pair production at NLO*, *JHEP* **10** (2016) 107, [[arXiv:1608.04798](#)].
- [98] L. Chen, G. Heinrich, S. P. Jones, M. Kerner, J. Klappert, and J. Schlenk, *ZH production in gluon fusion: two-loop amplitudes with full top quark mass dependence*, [arXiv:2011.12325](#).
- [99] A. von Manteuffel and R. M. Schabinger, *Numerical Multi-Loop Calculations via Finite Integrals and One-Mass EW-QCD Drell-Yan Master Integrals*, *JHEP* **04** (2017) 129, [[arXiv:1701.06583](#)].
- [100] Z. Bern, L. J. Dixon, and D. A. Kosower, *The Five gluon amplitude and one loop integrals*, in *The Fermilab Meeting DPF 92. Proceedings, 7th Meeting of the American Physical Society, Division of Particles and Fields, Batavia, USA, November 10-14, 1992. Vol. 1, 2*, pp. 901–905, 1992. [hep-ph/9212237](#).
- [101] E. Panzer, *On hyperlogarithms and Feynman integrals with divergences and many scales*, *JHEP* **03** (2014) 071, [[arXiv:1401.4361](#)].
- [102] A. von Manteuffel, E. Panzer, and R. M. Schabinger, *A quasi-finite basis for multi-loop Feynman integrals*, *JHEP* **02** (2015) 120, [[arXiv:1411.7392](#)].
- [103] B. Agarwal and A. Von Manteuffel, *On the two-loop amplitude for $gg \rightarrow ZZ$ production with full top-mass dependence*, *PoS RADCOR2019* (2019) 008, [[arXiv:1912.08794](#)].
- [104] V. A. Smirnov, *Evaluating Feynman integrals*, *Springer Tracts Mod. Phys.* **211** (2004).
- [105] G. Heinrich, *Collider Physics at the Precision Frontier*, [arXiv:2009.00516](#).
- [106] V. A. Smirnov, *Analytic tools for Feynman integrals*, *Springer Tracts Mod. Phys.* **250** (2012).
- [107] S. Borowka, G. Heinrich, S. Jones, M. Kerner, J. Schlenk, and T. Zirke, *SecDec-3.0: numerical evaluation of multi-scale integrals beyond one loop*, *Comput. Phys. Commun.* **196** (2015) 470–491, [[arXiv:1502.06595](#)].
- [108] E. Panzer, *On the analytic computation of massless propagators in dimensional regularization*, *Nucl. Phys. B* **874** (2013) 567–593, [[arXiv:1305.2161](#)].
- [109] S. Borowka, G. Heinrich, S. Jahn, S. P. Jones, M. Kerner, J. Schlenk, and T. Zirke, *pySecDec: a toolbox for the numerical evaluation of multi-scale integrals*, *Comput. Phys. Commun.* **222** (2018) 313–326, [[arXiv:1703.09692](#)].

- [110] Z. Li, J. Wang, Q.-S. Yan, and X. Zhao, *Efficient numerical evaluation of Feynman integrals*, *Chin. Phys. C* **40** (2016), no. 3 033103, [[arXiv:1508.02512](#)].
- [111] A. Smirnov and V. Smirnov, *How to choose master integrals*, [arXiv:2002.08042](#).
- [112] J. Usovitsch, *Factorization of denominators in integration-by-parts reductions*, [arXiv:2002.08173](#).
- [113] W. Beenakker, S. Dittmaier, M. Kramer, B. Plumper, M. Spira, and P. Zerwas, *NLO QCD corrections to t anti- t H production in hadron collisions*, *Nucl. Phys. B* **653** (2003) 151–203, [[hep-ph/0211352](#)].
- [114] S. Catani, *The Singular behavior of QCD amplitudes at two loop order*, *Phys. Lett. B* **427** (1998) 161–171, [[hep-ph/9802439](#)].
- [115] S. Catani, L. Cieri, D. de Florian, G. Ferrera, and M. Grazzini, *Universality of transverse-momentum resummation and hard factors at the NNLO*, *Nucl. Phys. B* **881** (2014) 414–443, [[arXiv:1311.1654](#)].
- [116] S. Larin and J. Vermaseren, *The α_s^{**3} corrections to the Bjorken sum rule for polarized electroproduction and to the Gross-Llewellyn Smith sum rule*, *Phys. Lett. B* **259** (1991) 345–352.
- [117] S. Larin, *The Renormalization of the axial anomaly in dimensional regularization*, *Phys. Lett. B* **303** (1993) 113–118, [[hep-ph/9302240](#)].
- [118] **Particle Data Group** Collaboration, P. Zyla et al., *Review of Particle Physics*, *PTEP* **2020** (2020), no. 8 083C01.
- [119] J. Dick, F. Y. Kuo, and I. H. Sloan, *High-dimensional integration: The quasi-monte carlo way*, *Acta Numerica* **22** (2013) 133–288.
- [120] J. Davies, G. Mishima, M. Steinhauser, and D. Wellmann, *Double Higgs boson production at NLO in the high-energy limit: complete analytic results*, *JHEP* **01** (2019) 176, [[arXiv:1811.05489](#)].
- [121] D. Binosi and L. Theussl, *JaxoDraw: A Graphical user interface for drawing Feynman diagrams*, *Comput. Phys. Commun.* **161** (2004) 76–86, [[hep-ph/0309015](#)].
- [122] J. A. M. Vermaseren, *Axodraw*, *Comput. Phys. Commun.* **83** (1994) 45–58.