

State complexity of halting, returning and reversible graph-walking automata

Olga Martynova* Alexander Okhotin†

April 19, 2022

Abstract

Graph-walking automata (GWA) traverse graphs by moving between the nodes following the edges, using a finite-state control to decide where to go next. It is known that every GWA can be transformed to a GWA that halts on every input, to a GWA returning to the initial node in order to accept, and to a reversible GWA. This paper establishes lower bounds on the state blow-up of these transformations, as well as closely matching upper bounds. It is shown that making an n -state GWA traversing k -ary graphs halt on every input requires at most $2nk + 1$ states and at least $2(n - 1)(k - 3)$ states in the worst case; making a GWA return to the initial node before acceptance takes at most $2nk + n$ and at least $2(n - 1)(k - 3)$ states in the worst case; Automata satisfying both properties at once have at most $4nk + 1$ and at least $4(n - 1)(k - 3)$ states in the worst case. Reversible automata have at most $4nk + 1$ and at least $4(n - 1)(k - 3) - 1$ states in the worst case.

Keywords: Finite automata, graph-walking automata, halting, reversibility.

Contents

1	Introduction	2
2	Graph-walking automata and their subclasses	3
3	Upper bounds revisited	5
4	Construction of a “diode”	9
5	Lower bound on the size of returning automata	17
6	Lower bound on the size of halting automata	21
7	Lower bound on the size of returning and halting automata	22
8	Lower bound on the size of reversible automata	24
9	Conclusion	24

*Department of Mathematics and Computer Science, St. Petersburg State University, Russia, e-mail: olga22mart@gmail.com.

†Department of Mathematics and Computer Science, St. Petersburg State University, Russia, e-mail: alexander.okhotin@spbu.ru.

1 Introduction

Graph-walking automata (GWA) are finite automata that traverse labelled undirected graphs.

On the one hand, this is a model of a robot with limited memory navigating a discrete environment. There is an early result by Budach [2] that for every automaton there is a graph that it cannot fully explore; a short proof of this fact was later given by Fraigniaud et al. [5]. This work has influenced the current research on algorithms for graph traversal using various small-memory models, equipped with a limited number of pebbles, etc. [3, 4].

On the other hand, GWA naturally generalize such important models as tree-walking automata [1] (TWA) and two-way finite automata (2DFA). More generally, a GWA can represent various models of computation, if a graph is regarded as the space of memory configurations, and every edge accordingly represents an operation on the memory. This way, quite a few models in automata theory and in complexity theory, such as multi-head and multi-tape automata and space-bounded complexity classes, can be regarded as GWA. Then, some results on GWA apply to all these models.

Among such results, there are transformations of GWA to several important subclasses: to automata that halt on every input graph; to automata that return to the initial node in order to accept; to reversible automata. Such transformations have earlier been established for various automaton models, using a general method discovered by Sipser [14], who constructed a halting 2DFA that traverses the tree of computations of a given 2DFA leading to an accepting configuration, in search of an initial configuration. Later, Kondacs and Watrous [7] ensured the reversibility and optimized this construction for the number of states, motivated by the study of quantum automata. Sipser's idea has been adapted to proving that reversible space equals deterministic space [11], to making tree-walking automata halt [13], to complementing 2DFA [6], to making multi-head automata reversible [12], etc. Each transformation leads to a certain blow-up in the number of states, usually between linear and quadratic. No lower bounds on the transformation to halting have been established yet. For the transformation to reversible, a lower bound exists for the case of 2DFA [8], but it is quite far from the known upper bound.

For the general case of GWA, constructions of halting, returning and reversible automata were given by Kunc and Okhotin [9], who showed that an n -state GWA operating on graphs with k edge labels can be transformed to a returning GWA with $3nk$ states and to a reversible GWA with $6nk + 1$ states, which is always halting. Applied to special cases of GWA, such as TWA or multi-head automata, these generic constructions produce fewer states than the earlier specialized constructions.

The goal of this paper is to obtain lower bounds on the complexity of these transformations. To begin with, the constructions by Kunc and Okhotin [9] are revisited in Section 3, and it turns out that the elements they are built of can be recombined more efficiently, resulting in improved upper bounds based on the existing methods. This way, the transformation to a returning GWA is improved to use $2nk + n$ states, the transformation to halting can use $2nk + 1$ states, and constructing a reversible GWA (which is both returning and halting) requires at most $4nk + 1$ states. The main result of the paper is that, with these improvements, each of these constructions is asymptotically optimal.

The lower bounds are proved according to the following plan. For each n and k , one should construct an n -state automaton operating on graphs with k direction labels, so that any returning, halting or reversible automaton recognizing the same language would require many states. The n -state automaton follows a particular path in an input graph in search for a special node. The node is always on that path, so that the automaton naturally encounters it if it exists. On the other hand, the graph is constructed, so that getting back is more challenging.

The graph is made of elements called *diodes*, which are easy to traverse in one direction and hard to traverse backwards. Diodes are defined in Section 4, where it is shown that a GWA

needs to employ extra states to traverse a diode backwards.

The graph used in all lower bound arguments, constructed in Section 5, has a main path made of diodes leading to a special node, which makes returning more complicated, so that a returning automaton needs at least $2(n-1)(k-3)$ states. A variant of this graph containing a cycle made of diodes, presented in Section 6, poses a challenge to a halting automaton, which needs at least $2(n-1)(k-3)$ states. Section 7 combines the two arguments to establish a lower bound of $4(n-1)(k-3)$ on the number of states of an automaton that is returning and halting at the same time. This bound is adapted to reversible automata in Section 8: at least $4(n-1)(k-3) - 1$ states are required.

Overall, each transformation requires ca. $C \cdot nk$ states in the worst case, for a constant C . Each transformation has its own constant C , and these constants are determined precisely.

2 Graph-walking automata and their subclasses

The definition of graph-walking automata (GWA) is an intuitive extension of two-way finite automata (2DFA) and tree-walking automata (TWA). However, formalizing it requires extensive notation. First, there is a notion of a *signature*, which is a generalization of an alphabet to the case of graphs.

Definition 1 (Kunc and Okhotin [9]). *A signature S consists of*

- A finite set D of directions, that is, labels attached to edge end-points;
- A bijection $- : D \rightarrow D$ providing an opposite direction, with $-(-d) = d$ for all $d \in D$;
- A finite set Σ of node labels;
- A non-empty subset $\Sigma_0 \subseteq \Sigma$ of possible labels of the initial node;
- A set of directions $D_a \subseteq D$ for every label $a \in \Sigma$. Every node labelled with a must be of degree $|D_a|$, with the incident edges corresponding to the elements of D_a .

Graphs are defined over a signature, like strings over an alphabet.

Definition 2. *A graph over a signature $S = (D, -, \Sigma, \Sigma_0, (D_a)_{a \in \Sigma})$ is a quadruple $(V, v_0, +, \lambda)$, where*

- V is a finite set of nodes;
- $v_0 \in V$ is the initial node;
- $+: V \times D \rightarrow V$ is a partial function, such that if $v + d$ is defined, then $(v + d) + (-d)$ is defined and equals v ;
- a total mapping $\lambda: V \rightarrow \Sigma$, such that $v + d$ is defined if and only if $d \in D_{\lambda(v)}$, and $\lambda(v) \in \Sigma_0$ if and only if $v = v_0$.

Once graphs are formally defined, a graph-walking automaton is defined similarly to a 2DFA.

Definition 3. *A (deterministic) graph-walking automaton (GWA) over a signature $S = (D, -, \Sigma, \Sigma_0, (D_a)_{a \in \Sigma})$ is a quadruple $A = (Q, q_0, F, \delta)$, where*

- Q is a finite set of states;
- $q_0 \in Q$ is the initial state;

- $F \subseteq Q \times \Sigma$ is a set of acceptance conditions;
- $\delta: (Q \times \Sigma) \setminus F \rightarrow Q \times D$ is a partial transition function, with $\delta(q, a) \in Q \times D_a$ for all a and q where δ is defined.

A computation of a GWA on a graph $(V, v_0, +, \lambda)$ is a uniquely defined sequence of configurations (q, v) , with $q \in Q$ and $v \in V$. It begins with (q_0, v_0) and proceeds from (q, v) to $(q', v+d)$, where $\delta(q, \lambda(v)) = (q', d)$. The automaton accepts by reaching (q, v) with $(q, \lambda(v)) \in F$.

On each input graph, a GWA can accept, reject or loop. There is a natural subclass of GWA that never loop.

Definition 4. A graph-walking automaton is said to be halting, if its computation on every input graph is finite.

Another property is getting back to the initial node before acceptance: if a GWA is regarded as a robot, it returns to its hangar, and for a generic model of computation, this property means cleaning up the memory.

Definition 5. A graph-walking automaton $A = (Q, q_0, F, \delta)$ over a signature $S = (D, -, \Sigma, \Sigma_0, (D_a)_{a \in \Sigma})$ is called returning, if $F \subseteq Q \times \Sigma_0$, which means that it can accept only in the initial node.

A returning automaton is free to reject in any node, and it may also loop, that is, it need not be halting.

The next, more sophisticated property is *reversibility*, meaning that, for every configuration, the configuration at the previous step can be uniquely reconstructed. This property is essential in quantum computing, whereas irreversibility in classical computers causes energy dissipation, which is known as *Landauer's principle* [10].

The definition of reversibility begins with the property that every state is reachable from only one direction.

Definition 6. A graph-walking automaton $A = (Q, q_0, F, \delta)$ over a signature $S = (D, -, \Sigma, \Sigma_0, (D_a)_{a \in \Sigma})$ is called direction-determinate, if there is a function $d: Q \rightarrow D$, such that, for all $p \in Q$ and $a \in \Sigma$, if $\delta(p, a)$ is defined, then $\delta(p, a) = (q, d(q))$ for some $q \in Q$.

Definition 7. A graph-walking automaton $A = (Q, q_0, F, \delta)$ over a signature $S = (D, -, \Sigma, \Sigma_0, (D_a)_{a \in \Sigma})$ is called reversible, if

- A is direction-determinate;
- for all $a \in \Sigma$ and $q \in Q$, there is at most one state p , such that $\delta(p, a) = (q, d(q))$; in other words, knowing a state and a previous label, one can determine the previous state;
- The automaton is returning, and for each $a_0 \in \Sigma_0$ there exists at most one such state q , that $(q, a_0) \in F$.

In theory, a reversible automaton may loop, but only through the initial configuration. In this case, it can be made halting by introducing an extra initial state.

Every GWA can be transformed to each of the above subclasses [9]. In the next section, the known transformations will be explained and slightly improved.

3 Upper bounds revisited

Before establishing the lower bounds on all transformations, the existing constructions of Kunc and Okhotin [9] will be somewhat improved by using fewer states. This is achieved by recombining the elements of the original construction, and, with these improvements, the constructions shall be proved asymptotically optimal.

The basic element for constructing reversible automata is a lemma by Kunc and Okhotin [9] (Lemma 1 below), which implements Sipser’s idea of backtracking the tree of computations coming to an accepting configuration in the general case of graph-walking automata. The lemma assumes that the automaton is already direction-determinate, and it makes a further technical assumption that whenever the automaton has any behaviour defined on a pair (q, a) —transition or acceptance—the label a must support incoming transitions in the direction $d(q)$.

Definition 8 (Kunc and Okhotin [9, Defn. 6]). A direction-determinate automaton $A = (Q, q_0, \delta, F)$ is *without inaccessible transitions*, if, for all pairs $(q, a) \in (Q \times \Sigma)$ with $(q, a) \notin \{q_0\} \times \Sigma_0$, if $\delta_a(q)$ is defined or $(q, a) \in F$, then $-d(q) \in D_a$.

If there are any such transitions, they can be removed without affecting any computations.

Lemma 1 (Kunc and Okhotin [9, Lemma 6]). *For every direction-determinate automaton $\mathcal{A} = (Q, q_0, \delta, F)$ without inaccessible transitions, there exists a reversible automaton $\mathcal{B} = (\vec{Q} \cup [Q], \delta', F')$ without an initial state, and with states $\vec{Q} = \{\vec{q} \mid q \in Q\}$ and $[Q] = \{[q] \mid q \in Q\}$, which simulates \mathcal{A} as follows. Each state $q \in Q$ has two corresponding states in \mathcal{B} : a forward state \vec{q} accessible in the same direction $d'(\vec{q}) = d(q)$, and a backward state $[q]$ accessible in the opposite direction $d'([q]) = -d(q)$. The acceptance conditions of \mathcal{B} are $F' = \{([\delta_{a_0}(q_0)], a_0) \mid a_0 \in \Sigma_0, \delta_{a_0}(q_0) \text{ is defined}\}$. For every finite graph $(V, v_0, \lambda, +)$, its node $\hat{v} \in V$ and a state $\hat{q} \in Q$ of the original automaton, for which $(\hat{q}, \lambda(\hat{v})) \in F$ and $-d(\hat{q}) \in D_{\lambda(\hat{v})}$, the computation of \mathcal{B} beginning in the configuration $([\hat{q}], \hat{v} - d(\hat{q}))$ has one of the following two outcomes.*

- *If \mathcal{A} accepts this graph in the configuration (\hat{q}, \hat{v}) , and if $(\hat{q}, \hat{v}) \neq (q_0, v_0)$, then \mathcal{B} accepts in the configuration $([\delta_{\lambda(v_0)}(q_0)], v_0)$.*
- *Otherwise, \mathcal{B} rejects in (\vec{q}, \hat{v}) .*

In particular, A in configuration (q, v) is simulated by B forward in the configuration (\vec{q}, v) and backward in the configuration $([q], v - d(q))$. Note that the latter configuration is shifted by one node along the computation.

Note that the computation of A starting from the initial configuration can reach at most one accepting configuration (q, v) , whereas for any other accepting configuration (q, v) , the automaton B will not find the initial configuration and will reject as stated in the lemma.

To transform a given n -state GWA \hat{A} over a signature with k directions to a returning automaton, Kunc and Okhotin [9] first transform it to a direction-determinate automaton A with nk states; let B be the $2nk$ -state automaton obtained from A by Lemma 1. Then they construct an automaton that first operates as A , and then, after reaching an accepting configuration, works as B to return to the initial node. This results in a returning direction-determinate automaton with $3nk$ states.

If the goal is just to return, and remembering the direction is not necessary, then $2nk + n$ states are actually enough.

Theorem 1. *For every n -state GWA over a signature with k directions, there exists a returning automaton with $2nk + n$ states recognizing the same set of graphs.*

Indeed, the original automaton \widehat{A} can be first simulated as it is, and once it reaches an accepting configuration, one can use the same automaton B as in the original construction to return to the initial node. There is a small complication in the transition from \widehat{A} to B , because in the accepting configuration, the direction last used is unknown. This is handled by cycling through all possible previous configurations of A at this last step, and executing B from each of them. If the direction is guessed correctly, then B finds the initial configuration and accepts. Otherwise, if the direction is wrongly chosen, B returns back, and then, instead of rejecting, it is executed again starting from the next direction. One of these directions leads it back to the initial node.

Proof of Theorem 1. Let $\widehat{A} = (Q, q_0, \delta, F)$ be the given automaton. Let A be a direction-determinate automaton with the set of states $Q \times D$ that recognizes the same set of graphs [9, Lemma 1]. Assume that all inaccessible transitions are removed from A .

Let B be the automaton obtained from A by Lemma 1: this is a reversible automaton without initial state, and it uses the set of states $\vec{Q} \cup [Q]$, where $\vec{Q} = \{ \overrightarrow{(q, d)} \mid q \in Q, d \in D \}$ and $[Q] = \{ [(q, d)] \mid q \in Q, d \in D \}$. Its transition function is denoted by δ' . There are $2nk$ states in B .

Assume any linear order on D .

A new automaton C is constructed with the set of states $Q \cup \vec{Q} \cup [Q]$ containing $n + 2nk$ states, and with a transition function δ'' , to be defined below. If the initial configuration of C is an accepting configuration of \widehat{A} , then C immediately accepts as well. Otherwise, C begins by simulating \widehat{A} in the states Q .

$$\delta''(q, a) = \delta(q, a), \quad \text{for } q \in Q \text{ and } a \in \Sigma, \text{ if } \delta(q, a) \text{ is defined}$$

If the simulated \widehat{A} reaches an accepting configuration (\tilde{q}, \hat{v}) , this means that A , operating on the same graph, would reach an accepting configuration of the form $((\tilde{q}, \hat{d}), \hat{v})$, for some direction $\hat{d} \in -D_a$. However, C does not know this direction \hat{d} , so it tries moving in all directions in D_a , beginning with the least one.

$$\delta''(\tilde{q}, a) = ([(\tilde{q}, -\min D_a)], \min D_a) \quad \text{for all } (\tilde{q}, a) \in F \setminus (\{q_0\} \times \Sigma_0)$$

Let $d = -\min D_a$. In the notation of Lemma 1, $\hat{q} = (\tilde{q}, \hat{d})$ and $d(\hat{q}) = \hat{d}$ and $-\hat{d} \in D_a$. According to the lemma, if the direction was correctly guessed as $d = \hat{d}$, then B , having started in the configuration $([\hat{q}], \hat{v} - d)$, accepts at the initial node. The automaton C simulates B to do the same.

$$\begin{aligned} \delta''([(q, d)], a) &= \delta'([(q, d)], a), & \text{for all } a \in \Sigma \text{ and } [(q, d)] \in [Q] \\ \delta''(\overrightarrow{(q, d)}, a) &= \delta'(\overrightarrow{(q, d)}, a), & \text{for all } a \in \Sigma \text{ and } \overrightarrow{(q, d)} \in \vec{Q} \end{aligned}$$

If the direction was wrongly guessed as $d \neq \hat{d}$, then (\tilde{q}, d) is still a valid state of A , so, by the lemma, B returns to the configuration $(\overrightarrow{(\tilde{q}, d)}, \hat{v})$, in which it would reject. The automaton C , instead of rejecting, tries the next available direction from D_a .

$$\delta''(\overrightarrow{(\tilde{q}, d)}, a) = ([(\tilde{q}, d')], -d') \quad \text{for all } (\tilde{q}, a) \in F \setminus (\{q_0\} \times \Sigma_0), d' = -\text{next}_{-d}(D_a)$$

Here $\text{next}_{-d}(D_a)$ denotes the least element of D_a greater than $-d$. The above transition is defined, assuming that $-d$ is not the greatest element of D_a . Since one of the directions in D_a is the true $-\hat{d}$, it is eventually found, and the case of all directions failing need not be considered.

The acceptance conditions of C are the same as in B , and so C is returning. As argued above, C recognizes the same set of graphs as \widehat{A} . \square

Kunc and Okhotin [9] did not consider halting automata separately. Instead, they first transform an n -state GWA to a $3nk$ -state returning direction-determinate automaton, then use Lemma 1 to obtain a $6nk$ -state reversible automaton, and add an extra initial state to start it. The resulting $(6nk + 1)$ -state automaton is always halting.

If only the halting property is needed, then the number of states can be reduced.

Theorem 2. *For every n -state direction-determinate automaton, there exists a $(2n + 1)$ -state halting and direction-determinate automaton that recognizes the same set of graphs.*

First, an n -state automaton \widehat{A} is transformed to a direction-determinate nk -state automaton A , and Lemma 1 is used to construct a $2nk$ -state automaton B . Then, the automaton B is *reversed* by the method of Kunc and Okhotin [9], resulting in an automaton B^R with $2nk + 1$ states that carries out the computation of B backwards. The automaton B^R is a halting automaton that recognizes the same set of graphs as \widehat{A} : it starts in the initial configuration, and if B accepts from an accepting configuration of A , then B^R finds this configuration and accepts; otherwise, B^R halts and rejects.

Proof of Theorem 2. Let A be the original automaton, let Q be its set of states. Assume that all inaccessible transitions have already been removed from A . Lemma 1 is used to construct a $2n$ -state reversible automaton B without an initial state. The latter automaton B is then subjected to another transformation: by the method of Kunc and Okhotin [9], B is transformed to a *reversed* automaton B^R , which carries out the computation of B backwards, starting from the accepting configuration of B , and using a state $[q]$ to simulate B in a state q ; in the simulation, the configurations are shifted by one node relative to B , so that B in (q, v) corresponds to B^R in $(q, v - d(q))$. Since B has no initial configuration defined, the acceptance conditions of B^R are not defined either, and shall be supplemented in the following. The automaton B^R has $2n + 1$ states.

By Lemma 1, the set of states of B is $Q' = [Q] \cup \vec{Q}$. Then, B^R has the set of states $Q'' = [[Q]] \cup [\vec{Q}] \cup \{q_0''\}$, where $[[Q]] = \{[[q]] \mid q \in Q\}$ and $[\vec{Q}] = \{[\vec{q}] \mid q \in Q\}$, where q_0'' is the new initial state. The directions of states in B are $d'([q]) = -d(q)$ and $d'([\vec{q}]) = d(q)$, and B^R uses the opposite directions: $d''([[q]]) = d(q)$ and $d''([\vec{q}]) = -d(q)$, for all $q \in Q$.

Let δ be the transition function of A , let the transition function of B be δ' , and let B^R use δ'' .

The transitions of B^R are defined by joining two constructions by Kunc and Okhotin [9], and are listed below. Transitions in the initial state q_0'' correspond to accepting conditions of B .

$$\delta''_{a_0}(q_0'') = \begin{cases} [[\delta_{a_0}(q_0)]], & \text{if } \delta_{a_0}(q_0) \text{ is defined in } A \\ \text{undefined,} & \text{otherwise} \end{cases}$$

The rest of the transitions carry out the computation backwards; each of them is uniquely defined, because B is reversible.

$$\delta''_a([q]) = \begin{cases} [p], & \text{if } \delta'_a(p) = q \\ \text{undefined,} & \text{otherwise} \end{cases}$$

The acceptance conditions of B^R are defined, so that it accepts a graph if so does A .

$$F'' = \{ ([q], a) \mid (q, a) \in F \} \cup \{ (q_0'', a_0) \mid (q_0, a_0) \in F \}$$

Overall, after being shifted by one node *twice*, the state $[[q]]$ corresponds to the state q of A , and B^R in a configuration $([[q]], v)$ corresponds to A in (q, v) .

It is claimed that the automaton B^R is a halting automaton that recognizes the same set of graphs as A .

Its transitions are reversible by construction, and therefore it can loop only through the initial configuration. But since its initial state is not reenterable, it cannot loop at all, and is therefore halting.

To see that B^R recognizes the same graphs as A , first assume that A accepts some graph in a configuration (\hat{q}, \hat{v}) . Then, B backtracks from $([\hat{q}], \hat{v} - d(\hat{q}))$ to the configuration $([\delta_{a_0}(q_0)], v_0)$. The automaton B^R in turn moves from the configuration (q_0'', v_0) to $([\hat{q}], \hat{v})$ and accepts there.

Conversely, if B^R accepts a graph, then it does so in a configuration $([\hat{q}], \hat{v})$. The corresponding computation of B proceeds from $([\hat{q}], \hat{v} - d(\hat{q}))$ to $([\delta_{a_0}(q_0)], v_0)$, and then, by Lemma 1, A accepts this graph in the configuration (\hat{q}, \hat{v}) . \square

The construction of a reversible automaton with $6nk + 1$ states can be improved to $4nk + 1$ by merging the automata B and B^R . The new automaton first works as B^R to find the accepting configuration of A . If it finds it, then it continues as B to return to the initial node. In addition, this automaton halts on every input.

Theorem 3. *For every n -state direction-determinate automaton there exists a $(4n + 1)$ -state reversible and halting automaton recognizing the same set of graphs.*

Proof. Let A be a given direction-determinate automaton with n states. Assume that it is without *inaccessible transitions*.

First, as in the proof of Theorem 2, let B be the reversible automaton without an initial state constructed by Lemma 1, and then let B^R be another automaton with reversible transitions that simulates B backwards.

The goal is to combine B^R with B to obtain a new reversible and halting automaton C . The automaton C first operates as B^R , which is also known to be halting. Then, if A rejects or loops, then B^R halts and rejects, and C rejects accordingly. If A accepts immediately in its initial configuration, then so do B^R and C .

Assume that A accepts in a non-initial configuration (\hat{q}, \hat{v}) . Then, B^R arrives at a configuration $([\hat{q}], \hat{v})$ and accepts. The automaton C needs to return to the initial node, so it does not accept immediately, as does B^R , and instead enters the configuration $([\hat{q}], \hat{v} - d(\hat{q}))$ and continues as B . By definition, B , having started from this configuration, reaches the configuration $([\delta_{a_0}(q_0)], v_0)$ and accepts there; C does the same.

The set of states of C is the union of the sets of states of B and of B^R . There are $4n + 1$ states in total, and they are enterable in the same directions as in B and in B^R . The initial state of C is q_0'' from B^R . Its transitions are all the transitions of B and B^R , as well as the following transitions that transfer control from B^R to B . These transitions are defined for every accepting pair $([\hat{q}], a)$ of B^R , unless it is initial.

$$\delta_a'''([\hat{q}]) = [\hat{q}] \quad ((\hat{q}, a) \in F \setminus \{q_0\} \times \Sigma_0)$$

The acceptance conditions of C are the same as in B .

By the construction, the automaton C accepts the same set of graphs as A . It has $4n + 1$ states. It should be proved that it is reversible.

For every initial label, C has at most one acceptance condition involving this label, since this is the case for B . The automaton C is returning. It remains to prove that, for every label a and for every state \mathbf{q} of C , there is at most one state \mathbf{p} with $\delta_a'''(\mathbf{p}) = \mathbf{q}$.

The automata B and B^R had this property by construction. The only new transitions are transitions of the form $\delta_a'''([\hat{q}]) = [\hat{q}]$, for non-initial acceptance conditions (\hat{q}, a) of the automaton A . It is enough to show that B does not have any other way of reaching a state $[\hat{q}]$ from the label a .

Some details of the construction of B need to be examined [9, Lemma 6]. There are two kinds of states in B : $[p]$ and \vec{p} . By the construction of B , the state $[\hat{q}]$ can potentially be reached by the following two transitions.

First, this could be a transition of the form $\delta'_a([p]) = [\hat{q}]$ [9, Eq. (1)]. However, by the definition of B , this transition is defined only if A has a transition $\delta_a(\hat{q}) = p$. This is impossible, since (\hat{q}, a) is an accepting pair for A .

The other possible transition is $\delta'_a(\vec{p}) = [\hat{q}]$ [9, Eq. (3)]. For this transition to be defined, A must have a transition $\delta_a(\hat{q}) = \delta_a(p)$, and $\delta_a(p)$ must accordingly be defined. Again, this cannot be the case, because the pair (\hat{q}, a) is accepting in A .

The definition of B includes one further type of transitions leading to a state $[\hat{q}]$ [9, Eq. (5)]. Those transitions are actually never used and can be omitted; they were defined in the original paper for the sole reason of making the transition function bijective.

This confirms that the transfer of control from B^R to B is done reversibly, and so C is reversible. \square

With the upper bounds improved, it is time to establish asymptotically matching lower bounds.

4 Construction of a “diode”

Lower bounds on the size of GWA obtained in this paper rely on quite involved constructions of graphs that are easy to traverse from the initial node to the moment of acceptance, whereas traversing the same path backwards is hard. An essential element of this construction is a subgraph called a *diode*; graphs in the lower bound proofs are made of such elements.

A diode is designed to replace an $(a, -a)$ -edge. An automaton can traverse it in the direction a without changing its state. However, traversing it in the direction $-a$ requires at least $2(|D|-3)$ states, where D is the set of directions in the diode’s signature.

If an automaton never moves in the direction $-a$, then it can be transformed to an automaton with the same number of states, operating on graphs in which every $(a, -a)$ -edge is replaced with a diode.

Lower bound proofs for automata with n states over a signature with k directions use a diode designed for these particular values of n and k . This diode is denoted by $\Delta_{n,k}$.

For $n \geq 2$ and $k \geq 4$, let $M = (4nk)!$, and let $r = \lfloor \frac{k-2}{2} \rfloor$. A diode $\Delta_{n,k}$ is defined over a signature S_k that does not depend on n .

Definition 9. A signature $S_k = (D, -, \Sigma, \Sigma_0, (D_a)_{a \in \Sigma})$ consists of:

- the set of directions $D = \{a, -a\} \cup \{b_1, b_{-1}, \dots, b_r, b_{-r}\}$;
- opposite directions $-(a) = (-a)$, $-b_i = b_{-i}$, for $1 \leq i \leq r$;
- the set of node labels $\Sigma = \{m_1, \dots, m_r\} \cup \{m_{-1}, \dots, m_{-r}\} \cup \{m, m_e, m_a\}$, with no initial labels defined ($\Sigma_0 = \emptyset$) since the diode is inserted into graphs;
- sets of directions allowed at labels: $D_m = D$, $D_{m_i} = D_{m_{-i}} = \{-a, b_i, -b_i\}$, for $i = 1, \dots, r$, $D_{m_e} = \{b_1, a, -a\}$, $D_{m_a} = \{-b_1, a\}$.

A diode is comprised of $2r$ elements E_i, E_{-i} , for $i \in \{1, \dots, r\}$. Each element E_i and E_{-i} is a graph over the signature S_k , with two external edges, one with label a , the other with $-a$. By these edges, the elements are connected in a chain.

The form of an element E_i is illustrated in Figure 1. Its main part is a cycle of length $8M$ in directions $a, -a$; these are nodes u_0, \dots, u_{8M-1} , where the arithmetic in the node numbers is

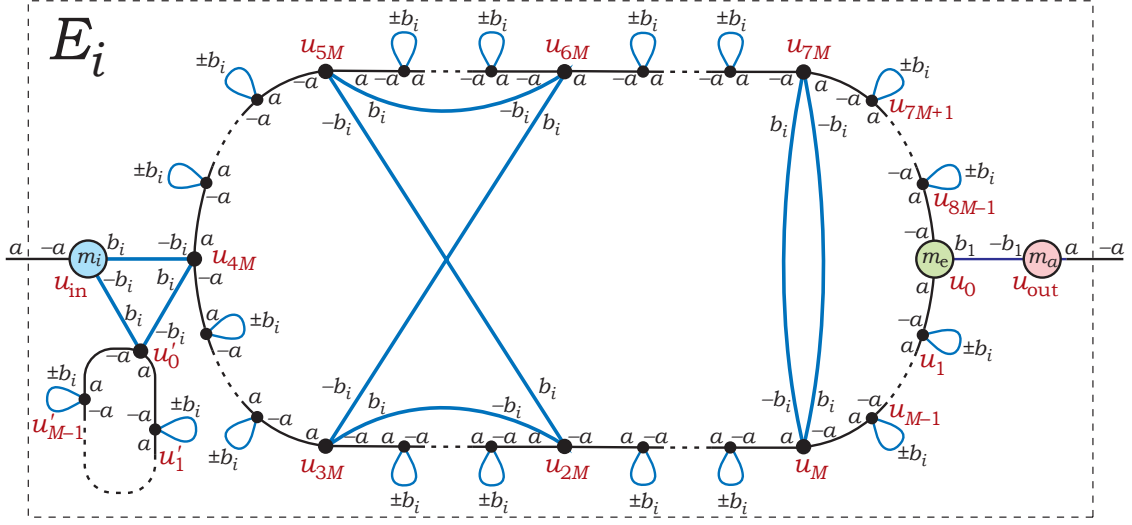


Figure 1: Element E_i . Filled circles are nodes labelled with m , each with $r-1$ loops in directions $\pm b_s$, with $s \neq i$.

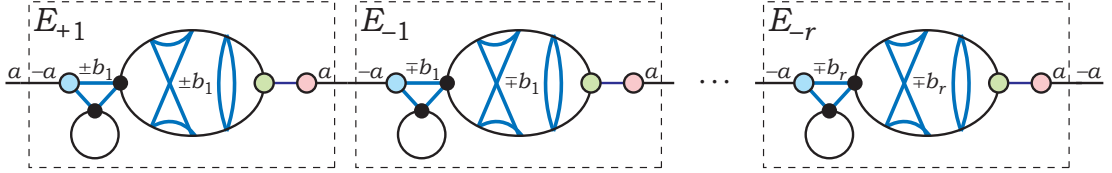


Figure 2: Diode $\Delta_{n,k}$: a chain of elements $E_1, E_{-1}, E_2, E_{-2}, \dots, E_r, E_{-r}$.

modulo $8M$, e.g., $u_{-1} = u_{8M-1}$. The node numbers are incremented in direction a . Besides the main cycle, there are two extra nodes: the entry point u_{in} and the exit u_{out} , as well as a small circle of length M in directions $a, -a$ with the nodes u'_0, \dots, u'_{M-1} . All nodes are labelled with m , except three: u_{in} with label m_i matching the index of the element, u_{out} with label m_a , and u_0 has label m_e .

An element E_i has specially defined edges in directions b_i and $-b_i$. Each node u_j with $j \not\equiv 0 \pmod{M}$ has a $(b_i, -b_i)$ -loop. The nodes u_j with $j \in \{M, 2M, 3M, 5M, 6M, 7M\}$ are interconnected with edges, as shown in Figure 1; these edges serve as traps for an automaton traversing the element backwards. The node u_{4M} has a different kind of trap in the form of a cycle u'_0, \dots, u'_{M-1} . For all $s \neq i$, each node labelled with m has a $(b_s, -b_s)$ -loop.

The element E_{-i} is the same as E_i , with the directions b_i and $-b_i$ swapped.

Definition 10. A diode element E_i , with $i \in \{\pm 1, \dots, \pm r\}$, is formally defined as follows.

- The set of nodes is $V = \{u_0, \dots, u_{8M-1}\} \cup \{u'_0, \dots, u'_{M-1}\} \cup \{u_{in}, u_{out}\}$.
Node numbers are defined modulo $8M$. For instance, u_{-1} is a valid notation for u_{8M-1} .
- No initial node is defined, since a diode is a subgraph substituted into graphs, and not a valid graph on its own.
- The nodes have the following labels.

$$\begin{aligned} \lambda(u_{in}) &= m_i \\ \lambda(u_{out}) &= m_a \\ \lambda(u_0) &= m_e \end{aligned}$$

The rest of the nodes have label m .

- The edges are defined as follows.

$u_{in} + (-a) = \text{outside (point of entrance by } a)$

$$u_{in} + b_i = u_{4M}$$

$$u_{4M} + b_i = u'_0$$

$$u'_0 + b_i = u_{in}$$

$$u'_j + a = u'_{j+1}$$

$$u'_j - a = u'_{j-1}$$

$$u'_j \pm b_s = u'_j,$$

where $s \in \{1, \dots, r\}, (u'_j, b_s) \neq (u'_0, \pm b_i)$

$u_{out} + a = \text{outside (point of exit by } a)$

$$u_{out} - b_1 = u_0$$

$$u_0 + b_1 = u_{out}$$

$$u_j + a = u_{j+1}$$

$$u_j - a = u_{j-1}$$

$$u_j \pm b_s = u_j,$$

where $s \in \{1, \dots, r\} \setminus \{i, -i\}, j \neq 0$

$$u_j \pm b_i = u_j,$$

where $j \notin \{0, M, 2M, 3M, 4M, 5M, 6M, 7M\}$

$$u_M \pm b_i = u_{-M}$$

$$u_{2M} + b_i = u_{3M}$$

$$u_{3M} + b_i = u_{-2M}$$

$$u_{-2M} + b_i = u_{-3M}$$

$$u_{-3M} + b_i = u_{2M}$$

The diode $\Delta_{n,k}$ is a chain of such elements.

Definition 11. The diode $\Delta_{n,k}$, defined over a signature S_k , is a chain of elements E_i , joined sequentially as shown in Figure 2. The order of elements is: $E_1, E_{-1}, E_2, E_{-2}, \dots, E_r, E_{-r}$. For every element in the chain, there is an a -edge from its node u_{out} to the node u_{in} in the next element. The entry point to the diode by a is by the $-a$ -edge of the first element E_1 , and the exit point is the a -edge of the last element E_{-r} .

Each element can be traversed from the entrance to the exit without changing the state: at first, the automaton sees the label m_i , and accordingly moves in the direction b_i ; then, on labels m , it proceeds in the direction a until it reaches u_0 , labelled with m_e . Then the automaton leaves the element by following directions b_1 and a .

The diode is hard to traverse backwards, because the node u_{4M} is not specifically labelled, and in order to locate it, the automaton needs to move in directions $\pm b_i$ from many nodes, and is accordingly prone to falling into traps.

The diode is used as a subgraph connecting two nodes of a graph as if an $(a, -a)$ -edge.

Definition 12. For a graph G over some signature \tilde{S} , let G' be a graph obtained by replacing every $(a, -a)$ -edge in G with the diode $\Delta_{n,k}$. Denote this graph operation by $h_{n,k}: G \mapsto G'$.

The following lemma states that if an automaton never traverses an $(a, -a)$ -edge backwards, then its computations can be replicated on graphs with these edges substituted by diodes, with no extra states needed.

Lemma 2. Let \tilde{S} be any signature containing directions a , $-a$, which has no node labels from the signature S_k . Let $A = (Q, q_0, F, \delta)$ be a GWA over the signature \tilde{S} , which never moves in the direction $-a$.

Then, there exists a GWA $A' = (Q, q_0, F, \delta')$ over a joint signature $\tilde{S} \cup S_k$, so that A accepts a graph G if and only if A' accepts the graph $G' = h_{n,k}(G)$.

Proof. The automaton A' uses the same states as A , but the transition function is augmented with transitions by labels from the diode's signature. Since none of the labels exists in the signature \tilde{S} , the new transitions would not contradict the existing ones.

For each state $q \in Q$, the following transitions are added to δ' .

$$\begin{aligned} \delta'(q, m_i) &= (q, b_i), & \text{for } i \in \{\pm 1, \dots, \pm r\} \\ \delta'(q, m) &= (q, a) \\ \delta'(q, m_e) &= (q, b_1) \\ \delta'(q, m_a) &= (q, a) \end{aligned}$$

Let G be any graph over the signature \tilde{S} , and let $G' = h_{n,k}(G)$ be the graph constructed by replacing every $(a, -a)$ -edge in G with a diode. Let V be the set of nodes of G . Then the set of nodes of G' , denoted by V' , contains V as a subset, and has extra nodes used by the substituted diodes.

Consider the computation of A on the graph G . It corresponds to the computation of A' on G' as follows. Let t_1, t_2, \dots be the sequence of moments in the computation of A' on G' , at which the automaton visits any nodes from V . It is claimed that each i -th step of the computation of A corresponds to the step t_i of the computation of A' , as follows.

Claim 1. The automaton A , at the i -th step of its computation on G , is in a node v in a state q in and only if A' , at the step t_i on G' is in the same node v of G' , in the same state q .

The claim is proved by induction on i . The base case is step $i = 0$, when both A and A' are in their initial configurations. Each configuration is of the form (q_0, v_0) .

Induction step. Assume that both A and A' visit the same node v in the same state q at the moments i and t_i , respectively. The claim is that next, at the moments $i + 1$ and t_{i+1} , both automata are again in the same node and in the same state. Let f be the label of v . There are the following cases.

- If this is an accepting pair $(q, f) \in F$, then, since $F = F'$, both automata accept.
- If the transition $\delta(q, f)$ is undefined, then, since $v \in V$, its label is not from the diode's signature, and A' has no new transitions at the label $\lambda(v)$. Then, the transition $\delta'(q, f)$ is undefined too, and both automata reject their graphs.
- If the next transition is not in the directions $\pm a$, then $\delta(q, f) = \delta'(q, f) = (p, d)$, and both automata proceed to the next configuration $(p, v + d)$, where $v + d \in V$.
- Let the next transition be in the direction a , so that $\delta(q, f) = (p, a)$. At the next step, the automaton A comes to the configuration (p, u) , where u denotes the node $v + a$ in the graph G .

For A' , the moment t_{i+1} is the next visit to any of the nodes from V after t_i . At the next step after t_i , the automaton A' enters the diode connecting the nodes v and u in the graph G' , and changes its state to p , because $\delta'(q, f) = \delta(q, f) = (p, a)$. The transitions at the labels from the diode's signature are defined so that the automaton A' traverses the entire diode in the state p , and leaves the diode for the node u . This u is the next node from V visited by A' after t_i , and A' visits it in the state p , the same as the state of A .

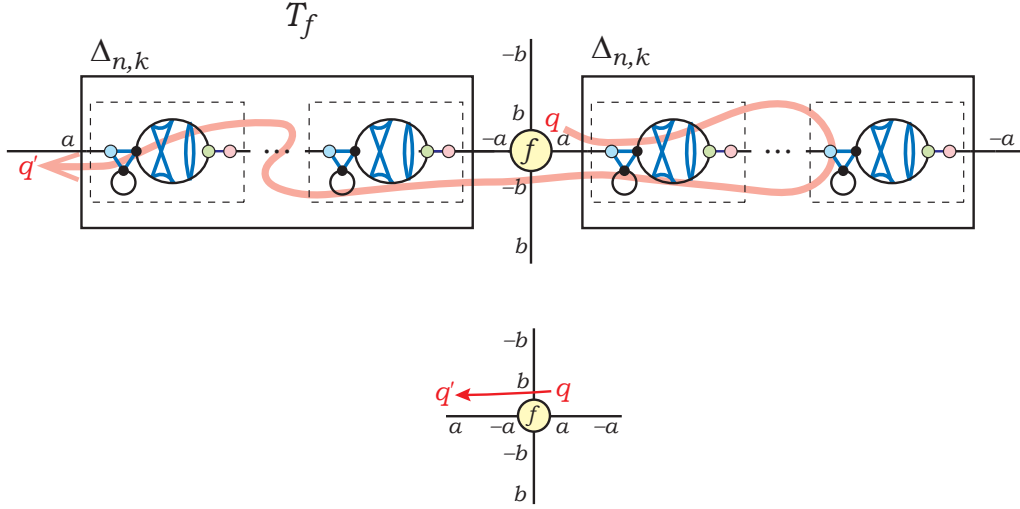


Figure 3: The graph T_f in the proof of Lemma 3.

- The transition $\delta(q, f)$ cannot be in the direction $-a$, because, by the assumption, A never moves in this direction.

Thus, the correspondence between i and t_i has been established, and then the automaton A accepts the graph G if and only if A' accepts G' . \square

Lemma 2 shows that, under some conditions, a substitution of diodes can be implemented on GWA without increasing the number of states. The next lemma presents an *inverse substitution of diodes*: the set of pre-images under $h_{n,k}$ of graphs accepted by a GWA can be recognized by another GWA with the same number of states.

Lemma 3. *Let $k \geq 4$ and $n \geq 2$, denote $h(G) = h_{n,k}(G)$ for brevity. Let \tilde{S} be a signature containing the directions $a, -a$ and no node labels from the diode's signature S_k . Let $B = (Q, q_0, H, \sigma)$ be a GWA over the signature $\tilde{S} \cup S_k$. Then there exists an automaton $C = (Q, q_0, F, \delta)$ over the signature \tilde{S} , with the following properties.*

- For every graph G over \tilde{S} , the automaton C accepts G if and only if B accepts $h(G)$.
- If C can enter a state q by a transition in direction $-a$, then B can enter the state q after traversing the diode backwards.
- If B is returning, then so is C .
- If B is halting, then C is halting as well.

The automaton C is constructed by simulating B on small graphs, and using the outcomes of these computations to define the transition function and the set of acceptance conditions of C . Note that the signatures \tilde{S} and S_k may contain any further common directions besides $a, -a$: this does not cause any problems with the proof, because the node labels are disjoint, and thus B always knows whether it is inside or outside a diode.

Proof of Lemma 3. The automaton $C = (Q, q_0, F, \delta)$ is constructed by simulating $B = (Q, q_0, H, \sigma)$ on small graphs and using the outcomes of these computations to define the transition function δ and the set of acceptance conditions F .

For every state $q \in Q$ and label f from \tilde{S} , the transition $\delta(q, f)$ is defined by simulating the computation of B on a graph denoted by T_f and constructed as follows, see Figure 3. Let v be

a node with label f , with attached edges in all directions in D_f , leading outside of T_f . Edges in directions a and $-a$ are replaced with diodes. The automaton B begins its computation at the node v of T_f in the state q . If it eventually leaves T_f by one of the edges leading outside, in some direction d and in a state q' , then the transition is defined as $\delta(q, f) = (q', d)$. If the automaton B accepts without leaving T_f , then the pair (q, f) is accepting in C . If B loops or encounters an undefined transition, then the transition $\delta(q, f)$ is undefined.

Claim 2. *For every graph G over the signature \tilde{S} , the automaton C accepts G if and only if B accepts $h(G)$. Furthermore, if B is returning, then C is returning, and if B is halting, then C is halting.*

Proof. Let V be the set of nodes of G . Then, $h(G)$ has the set of nodes $V \cup V_\Delta$, where V_Δ is the set of all internal nodes in all diodes in $h(G)$.

Let $R_C = \{(q_i, v_i) \mid i = 0, \dots, N_C\}$ be the computation of C on G , and let $R_B = \{(p_j, u_j) \mid j = 0, \dots, N_B\}$ be the computation of B on $h(G)$. The length of either computation, N_C or N_B , can be infinite.

Each step of C either repeats the corresponding step of B , or contracts several moves of B on T_f into a single transition. Let $m: \{0, \dots, N_C\} \rightarrow \{0, \dots, N_B\}$ be the function that maps the number i of a configuration in the computation R_C to the number $j = m(i)$, so that $(q_i, v_i) = (p_j, u_j)$ and $m(i+1) > m(i)$. Note that configurations of two automata may be equal, because B and C share the same set of states, and every node of G is a node of $h(G)$.

The function m is constructed inductively on i .

- Basis: $i = 0$. The configuration (q_0, v_0) is initial in both computations, and $m(0) = 0$.
- Induction step. Let $(q_i, v_i) = (p_{m(i)}, u_{m(i)})$, and assume that it is not the last configuration in R_C . The goal is to find a number $m(i+1)$, such that $m(i) < m(i+1) \leq N_B$ and $(q_{i+1}, v_{i+1}) = (p_{m(i+1)}, u_{m(i+1)})$.

Let f be the label of v_i . Then, T_f is a subgraph of $h(G)$ centered around v_i . Since $\delta(q_i, v_i) = (q_{i+1}, d_{i+1})$, where d_{i+1} is the direction from v_i to v_{i+1} in the graph G , the automaton B , having arrived to the node v_i of $h(G)$ in the state q_i , eventually leaves T_f in the direction d_{i+1} in the state q_{i+1} . The direction d_{i+1} from T_f leads to the node v_{i+1} . Thus, some time after the configuration (q_i, v_i) , the automaton B reaches the configuration (q_{i+1}, v_{i+1}) . Let $m(i+1)$ be this moment in the computation R_B .

Now it will be shown that if C accepts G , then B accepts $h(G)$, and if C does not accept G , then B does not accept $h(G)$.

Let C accept the graph G . Consider the last configuration (q, v) in the computation R_C . It is accepting for C . The automaton B reaches the same configuration in its computation on $h(G)$. Let f be the label of v . Consider the subgraph T_f of $h(G)$ around the node v . Since (q, v) is an accepting configuration of C , the automaton B must accept $h(G)$ starting from the configuration (q, v) , without leaving T_f . So, B accepts $h(G)$. Note that if B is returning, then it can accept only in the initial node, that is, $f = a_0$, and then C can accept only in the initial node as well.

Assume that C does not accept G . If C loops, then $N_C = \infty$, and in this case, since m is an injection, then $N_B = \infty$, and B loops as well. This, in particular, implies that if B is halting, then C is halting too.

The other case is when C reaches a configuration (q, v) , the label of v is f , and $\delta(q, f)$ is undefined, while (q, f) is not an accepting pair. Then the automaton B , having started on T_f at the node v in the state q , reaches an undefined transition without leaving T_f , or loops inside T_f . In both cases B does not accept $h(G)$. This confirms that if C does not accept G , then B does not accept $h(G)$. \square

Claim 3. *If C can come to a state q by a transition in the direction $-a$, then B can come to q after traversing a diode backwards.*

Proof. Let this transition in C be $\delta(p, f) = (q, -a)$. By the construction of C , this means that if B runs on T_f beginning in v in the state p , then it leaves T_f in the direction $-a$ in the state q . Then, this transition is made after traversing the diode backwards. \square

\square

The next lemma formally establishes that it is hard to traverse a diode backwards.

Lemma 4. *Let $A = (Q, q_0, F, \delta)$ be a GWA over a signature that includes diode's signature S_k , with $|Q| \leq 4nk$. Assume that A , after traversing the diode $\Delta_{n,k}$ backwards, can leave the diode in any of h distinct states. Then A has at least $2h(k-3)$ states.*

While moving through an element E_i backwards, the automaton sees labels m most of the time, and soon begins repeating a periodic sequence of states. Without loss of generality, assume that this periodic sequence contains more transitions in the direction a than in $-a$. Then the automaton reaches the node u_M , and at this point it may teleport between u_M and u_{-M} several times. Let $w \in \{b_i, -b_i\}^*$ be the sequence of these teleportation moves, and let x be the corresponding sequence of states. Depending on the sequence w , the automaton may eventually exit the cycle to the node u_{in} , or fall into one of the traps and get back to u_0 . It is proved that for the automaton to reach u_{in} , the string w must be non-empty and of even length; furthermore, if $|w| = 2$, then $w = (-b_i)b_i$.

Now consider the h backward traversals of the diode ending in some states p_1, \dots, p_h . When the traversal ending in p_j proceeds through the element E_i , the strings $w_{i,j} \in \{b_i, -b_i\}^*$ and $x_{i,j}$ are defined as above. Then, as the last step of the argument, it is proved that whenever $|w_{i,j}| = 2$, the states in $x_{i,j}$ cannot occur in any other string $x_{i',j'}$. For $w_{i,j}$ of length 4 or more, the states in $x_{i,j}$ can repeat in other strings $x_{i',j'}$, but only once. It follows that there are at least $2h(k-3)$ distinct states in these strings.

Proof of Lemma 4. Assume that A moves through the element E_i from the node u_{out} to the node u_{in} . In this computation, there is the moment when A visits u_0 for the last time before leaving the element E_i . Let t_0 denote this moment, as the number of a computation step. At this moment, the automaton makes a transition that puts it either on the segment from u_0 to u_M , or on the segment from u_0 to u_{-M} . Since, by assumption, the automaton shall never return to u_0 and shall eventually reach u_{in} , it must traverse this segment and reach the corresponding node $u_{\pm M}$. Let t_1 be the moment of the first visit to any of the nodes $u_{\pm M}$ after t_0 .

Since the moment t_0 and until the subsequent first visit to u_{in} , the automaton shall move over nodes labelled with m . Therefore, already after $|Q|$ steps or earlier—and much before the moment t_1 , since $M \gg |Q|$ —the automaton loops, that is, begins repeating some sequence of states q_1, \dots, q_p , and some sequence of directions d_1, \dots, d_p , where p is the minimal period, and the enumeration of states in the period is chosen so that at the moment t_1 the automaton is in the state q_1 .

In the sequence d_1, \dots, d_p , one of the directions $a, -a$ must occur more often than the other, since otherwise the automaton never reaches the node $u_{\pm M}$. Assume that the direction a is the one that occurs more often (the case of $-a$ is symmetric), and the automaton accordingly moves from u_0 to u_M . On the way, the automaton actually moves only in directions $\pm a$, while all its transitions in directions $\pm b_j$ follow the loops and do not move the automaton. However, as the automaton moves through the node u_M , the transitions in directions $\pm b_i$ are executed, and the automaton, without noticing that, teleports to the node with an opposite number. While following the sequence of directions d_1, \dots, d_p , the automaton may move away from the nodes

$u_{\pm M}$ by several edges in directions a and $-a$, then get back, get teleported to the other part of the graph in the directions $\pm b_i$, then again move away, etc. But since a occurs in the periodic part more often than $-a$, eventually the automaton passes through the pair of nodes $u_{\pm M}$ and moves on.

Let $w \in \{b_i, -b_i\}^*$ be the string of directions, in which the automaton, having arrived to the node u_M in the state q_1 , teleports between the nodes u_M and u_{-M} , until the general flow of its motion in the direction a moves it away from this pair of nodes. Let x be the corresponding string of states, in which the automaton makes the transitions in the string w .

If the automaton teleports between the nodes u_M and u_{-M} an even number of times, that is, if $|w|$ is even, then it proceeds further to the segment from u_M to u_{2M} . If the length of w is odd, then the automaton is teleported to the node u_{-M} and sets foot on the path in the direction of u_0 : and then, moving in the general direction a , it reaches the node u_0 , which contradicts the assumption. Thus, it has been proved that the number of teleportations is even.

Claim 4. *The length of w is even, and the automaton, having arrived to the node u_M in the state q_1 , continues in the direction of the node u_{2M} .*

Let s be the difference between the number of occurrences of a and $-a$ in the sequence d_1, \dots, d_p . Since $s \leq p \leq |Q|$, the number M is divisible by s , and thus, from the moment t_1 of the first visit to u_M and until the moment of the first visit to u_{2M} , the automaton makes a whole number of periods $\frac{M}{s}$, and accordingly comes to u_{2M} in the state q_1 .

If the string w is empty, then the automaton moves directly through u_{2M} , without teleporting anywhere in the directions $\pm b_i$, and then passes by u_{iM} , for $i = 3, 4, 5, 6, 7$, in the same way, getting to each of these nodes in the state q_1 . Eventually, contrary to the assumption, it comes to the node u_0 . Therefore, this case is impossible.

Claim 5. *The string w is non-empty.*

Thus, having reached the node u_{2M} , the automaton, following directions from a non-empty string w of even length, teleports several times between the nodes u_{2M} , u_{3M} , u_{5M} and u_{6M} . In the following, it will be proved that if w is of length 2, then it is uniquely defined.

Claim 6. *If $|w| = 2$, then $w = (-b_i)b_i$.*

Indeed, if $w = b_i b_i$ or $w = (-b_i)(-b_i)$, then the automaton, while passing through the node u_{2M} , teleports to the node u_{6M} , and then, gradually moving in the general direction a , reaches the node u_0 . This is a contradiction.

If $w = b_i(-b_i)$, then the automaton passes through the nodes u_{iM} for $i = 3, 4, 5, 6, 7$, first getting into each of these nodes in the state q_1 , and finally comes to the node u_0 . It should be mentioned that, while passing through the node u_{4M} , the automaton teleports to the node u'_0 , but since its vicinity in the directions $\pm a$ is indistinguishable from long segments of the large cycle, the automaton does not see any difference and eventually teleports back to u_{4M} , without ever paying a visit in the direction b_i and without seeing the node u_{in} .

Therefore, there is only one possibility left, that $w = (-b_i)b_i$, or otherwise w must be of length at least 4.

In the case when $-a$ occurs in the period more often than a , Claims 4–6 on the properties of the string w hold as stated and can be proved analogously.

By the assumption, there are h backward traversals of the diode ending in h distinct states: p_1, \dots, p_h . Each of these traversals includes passing through each element E_i , for $i \in \{\pm 1, \dots, \pm r\}$. For the computation that eventually leaves the diode in the state p_j , one can define the string $w_{i,j} \in \{b_i, -b_i\}^*$ of directions in which the automaton “teleports”, as w was defined above. Let $x_{i,j}$ be the corresponding string of states. All properties of these strings hold as stated.

It will be proved that in the sequences of states $x_{i,j}$, for $i = \pm 1, \dots, \pm r$ and $j = 1, \dots, h$, there are in total at least $4rh$ distinct states, which will prove the lemma.

First, consider that in the states from $x_{i,j}$, the automaton moves in the directions listed in $w_{i,j}$, while $w_{i,j}$ contains only directions $b_i, -b_i$. Then, as long as $i_1 \neq i_2$ and $i_1 \neq -i_2$, the sets of states used in $x_{i_1,j}$ and $x_{i_2,j}$ are disjoint. Then, it is sufficient to prove that, for each i , the strings $x_{i,j}, x_{-i,j}$, for all $j = 1, \dots, h$, together contain at least $4h$ distinct states.

It is claimed that, for each $i \in \{\pm 1, \dots, \pm r\}$, all states in the strings $x_{i,1}, \dots, x_{i,h}$ are pairwise distinct. Indeed, suppose that some state q occurs twice in these strings. Within a single string $x_{i,j}$, all states are known to be distinct. Then, there exist different j and j' , such that q occurs both in $x_{i,j}$ and in $x_{i,j'}$. By definition, if the state q is in the string $x_{i,j}$, this means that the computation through E_i passes through one of the nodes u_M and u_{-M} in the state q . This computation does not return to u_0 anymore, and eventually leads the automaton out of the diode in the state p_j ; and if the automaton is put in the same state q into the other of the two nodes u_M and u_{-M} , then it returns to the node u_0 of the element E_i . Since q also occurs in the string $x_{i,j'}$, then, by the same reasoning, the computation starting in one of the nodes u_M and u_{-M} proceeds out of the diode in the state $p_{j'}$. This is a contradiction, which establishes the following claim.

Claim 7. *All states in the strings $x_{i,1}, \dots, x_{i,h}$ are distinct, and all states in the strings $x_{-i,1}, \dots, x_{-i,h}$ are distinct as well.*

Note that the strings $x_{i,j}$ and $w_{i,j}$ can be uniquely reconstructed from each state q from $x_{i,j}$. Indeed, a state q is a part of a periodic sequence of states on the labels m . Then the automaton A can be put in the state q into one of the nodes u_M, u_{-M} —the one from which it will not return to the node u_0 of E_i . Then, the cycle can be unrolled forward and backward, and the periodic part of the computation is thus reconstructed. And then, the strings of states and directions $x_{i,j}$ and $w_{i,j}$ are extracted from this periodic part.

The strings $w_{i,j}$ can be of two kinds: either $w_{i,j} = (-b_i)b_i$, or $|w_{i,j}| \geq 4$. If a string $w_{i,j}$ is of length 2, then it cannot coincide with any of the strings $w_{-i,j'}$, because $w_{i,j} = (-b_i)b_i$, whereas $w_{-i,j'}$ is either equal to $b_i(-b_i)$, or is of length at least 4. Since the strings x and w are reconstructed from a single state, if a string $x_{i,j}$ is of length 2, then its states do not occur in any other strings $x_{i',j'}$.

Now it can be proved, for each i , that there are at least $4h$ distinct states in the strings $x_{i,j}, x_{-i,j}$, for $j = 1, \dots, h$. All states in the strings $x_{i,1}, \dots, x_{i,h}$ are pairwise distinct; so are the states in the strings $x_{-i,1}, \dots, x_{-i,h}$. Therefore, every state can occur at most twice: once in one of the strings $x_{i,1}, \dots, x_{i,h}$, and the other time in one of the strings $x_{-i,1}, \dots, x_{-i,h}$. Let c be the number of strings of length 2 among the $2h$ strings $x_{\pm i,j}$, with $j = 1, \dots, h$. Then, there are $2h - c$ strings of length at least 4. All states occurring in the strings of length 2 are unique; states in the rest of the strings can coincide, but only in pairs. Overall, there are no fewer than $2c + \frac{4(2h-c)}{2} = 4h$ distinct states, as desired. \square

5 Lower bound on the size of returning automata

By the construction of Kunc and Okhotin [9], as improved in Section 3, an n -state GWA over a signature with k directions can be transformed to a returning GWA with $2nk + n$ states. A closely matching lower bound will now be proved by constructing an automaton with n states over a signature with k directions, such that every returning automaton that recognizes the same set of graphs must have at least $2(n-1)(k-3)$ states.

The first step is a construction of a simple automaton over a signature \tilde{S} with four directions $a, -a, b, -b$ and two graphs over this signature, so that the automaton accepts one of them and rejects the other. The automaton will have n states, it will never move in the direction $-a$, and

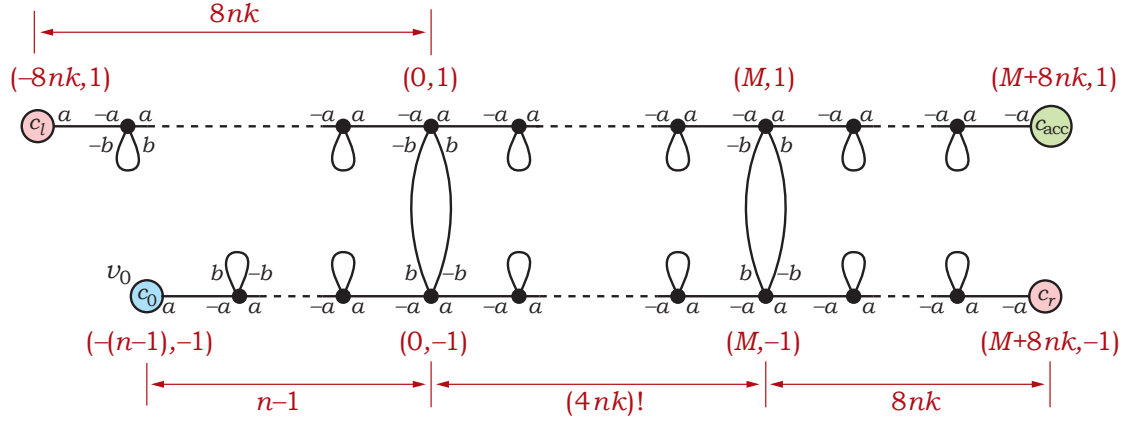


Figure 4: The graph $G_{n,k}^{accept}$.

every returning automaton recognizing the same set of graphs can enter $n-1$ distinct states after transitions in the direction $-a$. Then, Lemma 4 shall assert that every returning automaton recognizing the same graphs with diodes substituted must have the claimed number of states.

Definition 13. The signature $\tilde{S} = (D, -, \Sigma, \Sigma_0, (D_a)_{a \in \Sigma})$ uses the set of directions $D = \{a, -a, b, -b\}$, with $-(a) = (-a)$, $-(b) = (-b)$. The set of node labels is $\Sigma = \{c_0, c, c_l, c_r, c_{acc}\}$, with initial labels $\Sigma_0 = \{c_0\}$. The allowed directions are $D_c = D$, $D_{c_0} = D_{c_l} = \{a\}$, and $D_{c_r} = D_{c_{acc}} = \{-a\}$.

For $n \geq 2$ and $k \geq 4$, let $M = (4nk)!$ be as in the definition of the diode $\Delta_{n,k}$. Let $G_{n,k}^{accept}$ and $G_{n,k}^{reject}$ be two graphs over the signature \tilde{S} , defined as follows. The graph $G_{n,k}^{accept}$ is illustrated in Figure 4; the other graph $G_{n,k}^{reject}$ is almost identical, but the node that determines acceptance is differently labelled.

Both graphs consist of two horizontal chains of nodes, connected by bridges at two places. Nodes are pairs (x, y) , where $y \in \{-1, 1\}$ is the number of the chain, and x is the horizontal coordinate, with $-(n-1) \leq x \leq M+8nk$ for the lower chain ($y = -1$) and $-8nk \leq x \leq M+8nk$ for the upper chain ($y = 1$).

All nodes except the ends of chains have labels c . The node $(-(n-1), -1)$ is the initial node, with label c_0 . The other left end $(-8nk, 1)$ is labelled with c_l . The node $(M+8nk, -1)$ has label c_r . The node $(M+8nk, 1)$ is labelled with c_{acc} in $G_{n,k}^{accept}$ and with c_r in $G_{n,k}^{reject}$; this is the only difference between the two graphs.

The horizontal chains are formed of $(a, -a)$ -edges, with a incrementing x and $-a$ decrementing it. Edges with labels $(b, -b)$ are loops at all nodes except for $(0, 1)$, $(0, -1)$, $(M, 1)$ and $(M, -1)$. The latter four nodes form two pairs connected with bridges in directions $(b, -b)$.

Definition 14. The graphs $G_{n,k}^{accept}$ and $G_{n,k}^{reject}$ over the signature \tilde{S} are defined as follows.

- The set of nodes is $V = \{ (x, -1) \mid x \in \{-(n-1), \dots, M+8nk\} \} \cup \{ (x, 1) \mid x \in \{-8nk, \dots, M+8nk\} \}$.
- The initial node is $v_0 = (-(n-1), -1)$.

- The labels of the nodes are as follows.

$$\begin{aligned} \lambda((x, y)) &= c, \text{ except for } (x, y) \in \{(-(n-1), -1), (M+8nk, -1), (-8nk, 1), (M+8nk, 1)\}. \\ \lambda((-(n-1), -1)) &= c_0 \\ \lambda((M+8nk, -1)) &= c_r \\ \lambda((-8nk, 1)) &= c_l \\ \lambda((M+8nk, 1)) &= \begin{cases} c_{acc}, & \text{for } G_{n,k}^{accept} \\ c_r, & \text{for } G_{n,k}^{reject} \end{cases} \end{aligned}$$

- The following edges are defined.

$$\begin{aligned} (x, y) + a &= (x+1, y), & \text{if } (x, y) \neq (M+8nk, -1), (x, y) \neq (M+8nk, 1) \\ (x, y) + (-a) &= (x-1, y), & \text{if } (x, y) \neq (-(n-1), -1), (x, y) \neq (-8nk, 1) \\ (x, y) + b &= (x, y), & \text{if } (x, y) \notin \{(M+8nk, \pm 1), (-8nk, 1), (-(n-1), -1)\}, x \neq 0, x \neq M \\ (x, y) + (-b) &= (x, y), & \text{if } (x, y) \notin \{(M+8nk, \pm 1), (-8nk, 1), (-(n-1), -1)\}, x \neq 0, x \neq M \\ (0, y) + b &= (0, -y) \\ (0, y) + (-b) &= (0, -y) \\ (M, y) + b &= (M, -y) \\ (M, y) + (-b) &= (M, -y) \end{aligned}$$

An n -state automaton A , that accepts the graph $G_{n,k}^{accept}$, does not accept any graphs without labels c_{acc} and never moves in the direction $-a$, is defined as follows. In the beginning, it moves in the direction a in the same state q_0 , then makes $n-2$ further steps in the direction a , incrementing the number of state. Next, it crosses the bridge in the direction b and enters the last, n -th state, in which it moves in the direction a until it sees the label c_{acc} .

Definition 15. The graph-walking automaton $A = (Q, q_0, \delta, F)$ over the signature \tilde{S} consists of:

- the set of states $Q = \{q_0, \dots, q_{n-1}\}$;
- the initial state q_0 ;
- the transition function δ , defined by

$$\begin{aligned} \delta(q_0, c_0) &= (q_0, a) \\ \delta(q_i, c) &= (q_{i+1}, a), & \text{if } i \in \{0, \dots, n-3\} \\ \delta(q_{n-2}, c) &= (q_{n-1}, b) \\ \delta(q_{n-1}, c) &= (q_{n-1}, a) \end{aligned}$$

- the set of acceptance conditions $F = \{(q_{n-1}, c_{acc})\}$.

Lemma 5. *Every returning automaton A' that accepts the same set of graphs as A , and has at most $4nk$ states, can enter at least $n-1$ distinct states after transitions in the direction $-a$.*

The proof of Lemma 5 is inferred from the following lemma.

Lemma 6. *Let $n \geq 2$ and $k \geq 4$. Let an automaton with at most $4nk$ states operate on a graph $G_{n,k}^{accept}$. Assume that it begins its computation at one of the ends of the upper chain, $(-8nk, 1)$ or $(M+8nk, 1)$, and assume that it arrives at one of the ends of the lower chain,*

$(-(n-1), -1) = v_0$ or $(M + 8nk, -1)$, without visiting either end of the upper chain on the way. Then the automaton must arrive to v_0 , and the periodic sequence of directions which it ultimately follows contains at least $n - 1$ moves in the direction a and at least $n - 1$ moves in the direction $-a$.

Proof. All nodes visited by the automaton during this computation are labelled with c , and early in the computation it begins repeating the same periodic sequence of actions. Let $d_1 \dots d_p$, with $p \leq 4nk$, be the periodic sequence of directions.

The proof is slightly different for computations beginning at the node $(-8nk, 1)$ and at the node $(M + 8nk, 1)$.

Case 1: the automaton begins at the node $(M + 8nk, 1)$. Since the automaton eventually arrives at a coordinate $x \leq M$, the sequence $d_1 \dots d_p$ has more occurrences of $-a$ than of a . Hence, it is sufficient to show that the number of occurrences of a is at least $n - 1$. The proof is by contradiction. Suppose that there are at most $n - 2$ occurrences of a . Let s be the difference between the number of occurrences of $-a$ and a . It is claimed that the automaton visits the node $(-8nk, 1)$, which would contradict the assumption that it never returns to either end of the upper chain.

Moving periodically, the automaton moves in directions a and $-a$, shifting by s edges to the left at each period, while also applying transitions in directions b and $-b$, which at first follows the loops. When the automaton reaches the point $x = M$ along the x axis, the same transitions may change its y -coordinate. As the automaton continues shifting horizontally, it will eventually reach $(M - (n - 1), 1)$ in the upper chain or $(M - (n - 1), -1)$ in the lower chain. It is claimed that, by this moment, it will have moved far enough from $x = M$, so that it would not return to that position on its way from right to left, and continue moving along the current chain. Indeed, since, by the assumption, the sequence $d_1 \dots d_p$ has at most $n - 2$ moves in the direction a , there is no way the automaton could get back.

Assume that the automaton remains on the upper chain, that is, passes through the node $(M - (n - 1), 1)$, and does not visit $(M - (n - 1), -1)$. Since the number $M = (4nk)!$ is divisible by s , the automaton reaches the coordinate $x = 0$ in the same state in which it has earlier arrived to the coordinate $x = M$. This means that it repeats the same transitions as before and again stays on the upper chain, that is, comes to the node $(-(n - 1), 1)$, without paying a visit to the node $(-(n - 1), -1) = v_0$. Therefore, it continues its periodic motion until it comes to the node $(-8nk, 1)$. A contradiction has been obtained.

The other possibility is that the automaton passes through the node $(M - (n - 1), -1)$ without visiting the node $(M - (n - 1), 1)$, and thus moves to the lower chain. The automaton arrives to the coordinate $x = 0$ in the same state as it arrived to $x = M$. It repeats the same transitions and again moves to the other chain, this time back to the upper chain. Then, as in the previous case, it arrives to the node $(-(n - 1), 1)$ without visiting $(-(n - 1), -1) = v_0$.

Case 2: the automaton begins at the node $(-8nk, 1)$. The automaton soon begins repeating a periodic sequence of directions $d_1 \dots d_p$, with $p \leq 4nk$. This time, moves in the direction a are more frequent than moves in the direction $-a$. Let s be their difference. This time it is enough to prove that moves in the direction $-a$ occur in the sequence at least $n - 1$ times.

The proof is by contradiction. Suppose that the sequence has fewer than $n - 1$ occurrences of $-a$. Then, gradually shifting from left to right the automaton cannot reach the node $(-(n - 1), -1) = v_0$.

While passing through the node $(0, 1)$, the automaton may continue on the upper chain or move to the lower chain. In both cases it arrives to a node with coordinate $x = M$ in the same

state in which it came to the coordinate $x = 0$. If it moved to the lower chain at the first time, it returns to the upper chain at the second time; and if it stayed on the upper chain at the first time, it stays on it at the second time. Thus, the automaton continues on the upper chain and arrives to the node $(M + 8nk, 1)$. This contradicts the assumption that the automaton never returns to any end of the upper chain. \square

Proof of Lemma 5. Consider the computation of A' on the graph $G_{n,k}^{accept}$. The automaton A' must visit the node $(M + 8nk, 1)$, since its label is the only difference between the graphs $G_{n,k}^{accept}$ and $G_{n,k}^{reject}$. Denote by t_0 the moment of the last visit to any of the nodes $(M + 8nk, 1)$ and $(-8nk, 1)$. At some point after t_0 , the automaton starts behaving periodically, and, by Lemma 6, there are at least $n - 1$ moves in the direction $-a$ in the periodic sequence of directions. Since all states in the periodic part are pairwise distinct, the automaton A' enters at least $n - 1$ distinct states after transitions in the direction $-a$. \square

It remains to combine this lemma with the properties of the diode to obtain the desired theorem.

Theorem 4. *For every $k \geq 4$, there exists a signature with k directions, such that, for every $n \geq 2$, there is an n -state graph-walking automaton, such that every returning automaton recognizing the same set of graphs must have at least $2(n - 1)(k - 3)$ states.*

Proof. The proof uses the automaton A defined above. By Lemma 2, the n -state automaton A over the signature \tilde{S} , is transformed to n -state automaton A' over the signature $\tilde{S} \cup S_k$. The directions $\pm a$ are the same for \tilde{S} and S_k , and $\pm b$ in \tilde{S} are merged with $\pm b_1$ in S_k , so there are k directions in total.

For every graph G , the automaton A' accepts a graph $h_{n,k}(G)$ with $(a, -a)$ -edges replaced by diodes, if and only if A accepts G . The automaton A' is the desired example: it is claimed that every returning automaton B recognizing the same set of graphs as A' has at least $2(n - 1)(k - 3)$ states.

Let B be any returning automaton with at most $4nk$ states recognizing these graphs. By Lemma 3, there is an automaton C over the signature \tilde{S} and with the same number of states, which accepts a graph G if and only if B accepts $h(G)$. This is equivalent to A accepting G , and so C and A accept the same set of graphs. Since B is returning, by Lemma 3, C is returning too. Then, Lemma 5 asserts that the automaton C may enter $n - 1$ distinct states after moving in the direction $-a$.

Then, according to Lemma 3, the automaton B enters at least $n - 1$ distinct states after traversing the diode backwards. Therefore, by Lemma 4, this automaton should have at least $2(k - 3)(n - 1)$ states. \square

6 Lower bound on the size of halting automata

Every n -state GWA with k directions can be transformed to a halting GWA with $2nk + 1$ states, as shown in Section 3. In this section, the following lower bound for this construction is established.

Theorem 5. *For every $k \geq 4$, there is a signature with k directions, such that for every $n \geq 2$ there is an n -state GWA, such that every halting automaton accepting the same set of graphs has at least $2(n - 1)(k - 3)$ states.*

The argument shares some ideas with the earlier proof for the case of returning automata: the signature \tilde{S} , the graphs $G_{n,k}^{accept}$ and $G_{n,k}^{reject}$, and the automaton A are the same as constructed in Section 5. The proof of Theorem 5 uses the following lemma, stated similarly to Lemma 5 for returning automata.

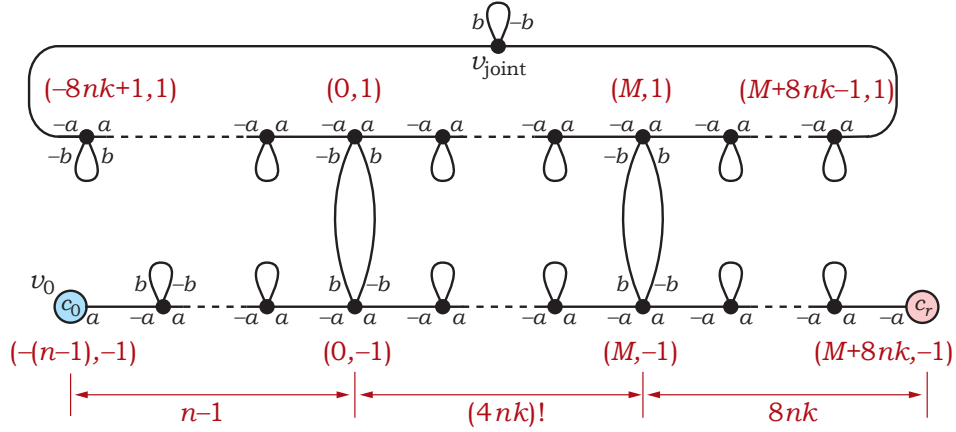


Figure 5: The graph G in the proof of Lemma 7.

Lemma 7. *Every halting automaton A' , accepting the same set of graphs as A and using at most $4nk$ states, must enter at least $n - 1$ distinct states after transitions in the direction $-a$.*

Proof. Consider the computation of A' on the graph G , defined by modifying $G_{n,k}^{reject}$ as follows: the nodes $(M + 8nk, 1)$ and $(-8nk, 1)$ are merged into a single node v_{joint} , with label c , and with a loop by $\pm b$.

The automaton A' must visit the node $v_{joint} = (M + 8nk, 1) = (-8nk, 1)$, because this node is the only difference between G and $G_{n,k}^{accept}$. By the time the automaton reaches this node, it already executes a periodic sequence of states and directions. Since A' should halt at some time after visiting v_{joint} , it needs to stop its periodic behaviour, which requires visiting any label other than c . Hence, the automaton should reach one of the ends of the lower chain.

The argument in the proof of Lemma 6 is applicable to the segment of the computation from the last visit of v_{joint} until arriving to one of the ends of the lower chain. Then, the periodic sequence of states on this segment should contain at least $n - 1$ occurrences of states reached after a transition in the direction $-a$. \square

Proof of Theorem 5. The proof is analogous to the proof of Theorem 4. Lemma 7 is used instead of Lemma 5; and the application of Lemma 3 now uses the preservation of the halting property. \square

7 Lower bound on the size of returning and halting automata

An n -state GWA over a signature with k directions can be transformed to an automaton that *both* halts on every input *and* accepts only in the initial node: a reversible automaton with $4nk + 1$ states, described in Section 3, will do.

This section establishes a close lower bound on this transformation. The witness n -state automaton is the same as in Sections 5–6, for which Theorem 4 asserts that a returning automaton needs at least $2(n - 1)(k - 3)$ states, whereas Theorem 5 proves that a halting automaton needs at least $2(n - 1)(k - 3)$ states. The goal is to prove that these two sets of states must be disjoint, leading to the following lower bound.

Theorem 6. *For every $k \geq 4$, there exists a signature with k directions, such that for every $n \geq 2$, there is an n -state graph-walking automaton, such that every returning and halting automaton recognizing the same set of graphs must have at least $4(n - 1)(k - 3)$ states.*

As before, the automaton is obtained from A by Lemma 2. For the argument to proceed, the following property needs to be established.

Lemma 8 (cf. Lemma 5). *Every returning and halting automaton that recognizes the same set of graphs as A , and has at most $4nk$ states, enters at least $2(n-1)$ distinct states after transitions in the direction $-a$.*

Consider any such returning and halting automaton. Since it is returning, as shown in Lemma 5, on the graph $G_{n,k}^{accept}$, the automaton uses a periodic sequence of states to return from $(M+8nk, 1)$ to v_0 . Since it is at the same time halting, Lemma 7 asserts that on the graph G it uses another periodic sequence of states to escape the cycle after visiting v_{joint} . Each of these two sequences makes transitions in the direction $-a$ in at least $n-1$ distinct states. It remains to prove that these sequences are disjoint.

Suppose the sequences have a common element, then they coincide up to a cyclic shift. Then it is possible to modify G so that the computation coming to v_{joint} later continued as the computation on $G_{n,k}^{accept}$, and led to acceptance.

Proof of Lemma 8. Let A' be any such returning and halting automaton. Since it is returning, on the graph $G_{n,k}^{accept}$, it must come to the node $(M+8nk, 1)$ in order to see the label c_{acc} , and then find its way back to v_0 . Consider the case when the automaton's last visit to any of the ends of the upper chain is to $(M+8nk, 1)$ (the other case is proved similarly).

On the way from $(M+8nk, 1)$ to v_0 , the automaton sees only labels c . At some point not far from $(M+8nk, 1)$, it starts behaving periodically, repeating a certain sequence of states q_1, \dots, q_p , with $p \leq 4nk$, and moving in a sequence of directions d_1, \dots, d_p . The sequence d_1, \dots, d_p should move the automaton to the left, so it contains more occurrences of $-a$ than of a . Let $v_{departure}$ be the node at which the periodic behaviour starts, visited in the state q_1 . Lemma 6 asserts that the direction $-a$ occurs in the sequence d_1, \dots, d_p at least $n-1$ times.

Since A' is halting, the arguments in Lemma 7 also apply. The lemma used a graph G with a node v_{joint} that merges $(M+8nk, 1)$ and $(-8nk, 1)$. The automaton A' must visit v_{joint} in order to tell G from $G_{n,k}^{accept}$. Because the node v_{joint} is far from any nodes labelled not with c , when the automaton first comes to v_{joint} , it repeats periodic sequences of states q'_1, \dots, q'_t and directions d'_1, \dots, d'_t , with $t \leq 4nk$. Since this periodic behaviour must eventually stop, this sequence must lead A' from v_{joint} to one of the ends of the lower chain. Then, by Lemma 6, there are at least $n-1$ occurrences of $-a$ in the sequence d'_1, \dots, d'_t .

It remains to prove that none of the states q_1, \dots, q_p may coincide with any of the states q'_1, \dots, q'_t . Suppose the contrary, that the periodic sequences are not disjoint. Then both cycles consist of the same states, cyclically shifted, and $p = t$. The goal is to construct a graph without any labels c_{acc} , which, however, would be accepted by A' , leading to a contradiction.

For each $x \in \{0, \dots, 4nk\}$, consider a graph G_x , which is obtained from the graph G by prolonging the upper cycle with x extra nodes, all labelled with c . Then the graph G from Lemma 7 is the graph G_0 .

The automaton is known to accept the graph $G_{n,k}^{accept}$ starting from the node $v_{departure}$ in the state q_1 , without visiting either end of the upper chain. In each graph G_x , let $v_{departure}$ be the node located at the same distance from the nearest bridge to the lower chain. If, on the graph G_x , the automaton can be "lured" into this node in the state q_1 , then this graph will be accepted.

Since the sequences of directions d_1, \dots, d_p and d'_1, \dots, d'_t coincide up to cyclic shift, the direction $-a$ occurs more often than a in d'_1, \dots, d'_t . Then, when the automaton working on G visits the node v_{joint} for the first time, it is moving in the direction $-a$, and accordingly visits the node $v_{departure}$ after visiting v_{joint} .

Then it is possible to choose the length x of a sequence of edges inserted after v_{joint} , so that the automaton comes to the node $v_{departure}$ in the state q_1 . Then the automaton A' accepts the graph G_x , and this is impossible.

A contradiction has thus been obtained, and hence the sequences of states q_1, \dots, q_p and q'_1, \dots, q'_t are disjoint. Together, they contain at least $2(n-1)$ distinct states that the automaton enters after transitions in the direction $-a$. \square

The proof of the theorem is inferred from Lemmata 2, 3, 4 and 8, as in the earlier arguments.

8 Lower bound on the size of reversible automata

For the transformation of a GWA with n states and k directions to a reversible automaton, $4nk + 1$ states are sufficient. A close lower bound shall now be established.

Theorem 7. *For every $k \geq 4$, there exists a signature with k directions, such that for every $n \geq 2$, there is an n -state GWA, such that every reversible GWA recognizing the same set of graphs has at least $4(n-1)(k-3) - 1$ states.*

Proof. By Theorem 6, there is such an n -state automaton A' that every returning and halting automaton recognizing the same set of graphs has at least $4(n-1)(k-3)$ states. Suppose that there is a reversible automaton with fewer than $4(n-1)(k-3) - 1$ states that accepts the same graphs as A' . Let m be the number of states in it. Then, by the construction of reversing a reversible automaton given by Kunc and Okhotin [9], there is a returning and halting automaton with $m+1$ states, that is, with fewer than $4(n-1)(k-3)$ states. This contradicts Theorem 6. \square

9 Conclusion

The new bounds on the complexity of transforming graph-walking automata to automata with returning, halting and reversibility properties are fairly tight. However, for their important special cases, such as two-way finite automata (2DFA) and tree-walking automata (TWA), the gaps between lower bounds and upper bounds are still substantial.

For an n -state 2DFA, the upper bound for making it halting is $4n + \text{const}$ states [6]. No lower bound is known, and any lower bound would be interesting to obtain. A 2DFA can be made reversible using $4n + 3$ states [9], with a lower bound of $2n - 2$ states [8]; it would be interesting to improve these bounds.

The same question applies to tree-walking automata: they can be made halting [13], and, for k -ary trees, it is sufficient to use $4kn + 2k + 1$ states to obtain a reversible automaton [9]. No lower bounds are known, and this subject is suggested for further research.

Furthermore, it would be interesting to try to apply the lower bound methods for GWA to limited memory algorithms for navigation in graphs.

References

- [1] M. Bojańczyk, T. Colcombet, “Tree-walking automata cannot be determinized”, *Theoretical Computer Science*, 350:2–3 (2006), 164–173.
- [2] L. Budach, “Automata and labyrinths”, *Mathematische Nachrichten*, 86:1 (1978), 195–282.
- [3] Y. Disser, J. Hackfeld, M. Klimm, “Undirected graph exploration with $O(\log \log n)$ pebbles”, *Proceedings of the Twenty-Seventh Annual ACM-SIAM Symposium on Discrete Algorithms* (SODA 2016, Arlington, USA, 10–12 January 2016), 25–39.
- [4] A. Elmasry, T. Hagerup, F. Kammer, “Space-efficient basic graph algorithms”, *STACS 2015*, 288–301.

- [5] P. Fraigniaud, D. Ilcinkas, G. Peer, A. Pelc, D. Peleg, “Graph exploration by a finite automaton”, *Theoretical Computer Science*, 345:2–3 (2005), 331–344.
- [6] V. Geffert, C. Mereghetti, G. Pighizzini, “Complementing two-way finite automata”, *Information and Computation*, 205:8 (2007), 1173–1187.
- [7] A. Kondacs, J. Watrous, “On the power of quantum finite state automata”, *38th Annual Symposium on Foundations of Computer Science (FOCS 1997, Miami Beach, Florida, USA, 19–22 October 1997)*, IEEE, 66–75.
- [8] M. Kunc, A. Okhotin, “Reversible two-way finite automata over a unary alphabet”, TUCS Technical Report 1024, Turku Centre for Computer Science, December 2011.
- [9] M. Kunc, A. Okhotin, “Reversibility of computations in graph-walking automata”, *Information and Computation*, 275 (2020), article 104631.
- [10] R. Landauer, “Irreversibility and heat generation in the computing process”, *IBM Journal of Research and Development*, 5:3 (1961), 183–191.
- [11] K.-J. Lange, P. McKenzie, A. Tapp, “Reversible space equals deterministic space”, *Journal of Computer and System Sciences*, 60:2 (2000), 354–367.
- [12] K. Morita, “A deterministic two-way multi-head finite automaton can be converted into a reversible one with the same number of heads”, *Reversible Computation (RC 2012, Copenhagen, Denmark, 2–3 July 2012)*, LNCS 7581, 29–43.
- [13] A. Muscholl, M. Samuelides, L. Segoufin, “Complementing deterministic tree-walking automata”, *Information Processing Letters*, 99:1 (2006), 33–39.
- [14] M. Sipser, “Halting space-bounded computations”, *Theoretical Computer Science*, 10:3 (1980), 335–338.