

Arboreal Ants Suggest Surprising Algorithms for the Shortest Path Problem and its Variants

Shivam Garg¹, Kirankumar Shiragur¹, Deborah M. Gordon, Moses Charikar

{shivamgarg, shiragur, dmkgordon, charikar}@stanford.edu

Stanford University

Abstract

The arboreal turtle ant creates trail networks linking nests and food sources on the graph formed by branches and vines in the canopy of the tropical forest. Ants lay a volatile pheromone on edges as they traverse them. At each vertex, the next edge to traverse is chosen using a decision rule based on the current pheromone level. There is a bidirectional flow of ants around the network. In a field study, Chandrasekhar et al. (2021) observed that trail networks approximately minimize the number of vertices, solving a variant of the popular shortest path problem without any central control and with minimal computational resources. We propose a biologically plausible model, based on a variant of reinforced random walk on a graph, that explains this observation, and suggests surprising algorithms for the shortest path problem and its variants. Through simulations and analysis, we show that when the rate of flow of ants does not change, the dynamics of our model converges to the path with the minimum number of vertices, explaining the field observations. The dynamics converges to the shortest path when the rate of flow increases with time, showing that an ant colony can solve the shortest path problem just by varying the flow rate. We also show that to guarantee convergence to the shortest path, bidirectional flow and a decision rule dividing the flow in proportion to the pheromone level are necessary, but convergence to approximately short paths is possible with other decision rules.

1 Introduction

Biological systems, such as ant trail networks, are fascinating examples of distributed algorithms in nature [Lyn96; NB14; FK17; Cou+05], often finding globally optimum solutions using simple local interactions among individuals, devoid of central control. The study of natural algorithms has led to synergistic exchange between biology and computer science [NB11; Cha12a]: the algorithmic lens has enhanced our understanding of biological phenomena such as how birds flock and how slime molds solve a maze [Cha09; NYT00; BMV12; Pap+20; Val00; Val09]; parallels have been drawn between biological processes and known algorithms, such as the mathematical process underlying sexual evolution and the multiplicative weights update algorithm in computer science [Cha+14; SV21], and inspiration from nature has led to new algorithms such as ant-inspired algorithms for distributed density estimation [MSL16; DSN17; Das+18; SDN20; Afe+11; CC12; LBH15].

Here we investigate how collective behavior in arboreal ants solves the shortest path problem, among the most basic optimization problems on graphs studied in computer science [For56; Bel58; Dij+59]. Textbook algorithms for this problem find optimum solutions using knowledge of the entire network [KT06; DPV08; Cor+09]. The arboreal turtle ant *C. goniodontus* nests and forages in trees, its trail networks constrained to lie on a natural graph formed by tangled branches and vines, so that each ant has only a limited local view of the network. Observations in the field show that [Cha+21] these ants find paths that approximately

¹These authors contributed equally to this work.

minimize the number of vertices between their nest and the food source, essentially solving a variant of the shortest path problem. We develop a model that gives a biologically plausible explanation for this observation, and outlines other intriguing phenomena as described in the next section.

1.1 Summary of model and results

Our model builds on previous work on biologically feasible local algorithms [CGN18]. We model trails as a bidirectional flow of ants between two terminal vertices, such as a nest and a food source; bidirectional flow is characteristic of the trail networks of *C. goniodontus* [Gor17]. This is similar to models of flow in traffic networks [War52; BMW55; RT02]. Trails are formed on a graph, whose vertices correspond to junctions in the vegetation, and edges correspond to branches connecting these junctions. Ants lay pheromone on edges as they traverse them, and the next edge to traverse is chosen based on the level of pheromone. The pheromone decays with time. Some fraction of flow leaks as it passes through each vertex, modeling the loss of ants due to exploration. Loss of ants at the vertices was hypothesized [Cha+21] to be the reason why ants prefer paths with fewer vertices. We have 4 main results under this model.



Figure 1: Tangled branches in which the turtle ants forage. Picture from Chandrasekhar, Gordon, and Navlakha [CGN18].

1. We first consider the linear decision rule, which divides the flow among the next set of edges in proportion to their pheromone level. When the incoming rate of flow remains unchanged, we show through simulations and analysis that the dynamics converges to the path with the minimum leakage. This is also the path with the minimum number of vertices when all vertices have equal leakage levels. This result gives a biologically plausible mechanism by which turtle ants can minimize the number of vertices in the path as observed by [Cha+21].
2. When the rate of flow increases with time, in the absence of leakage, we show that the dynamics converges to the shortest path. Many studies of ant trail networks show that flow rate changes over time [Den+86; Gor12; Bou+15; Rei+15; BCB17], while others show that these networks converge to the shortest path in certain simple graphs [Gos+89]. Our result shows a surprising link between these two phenomena: an increase in the flow rate of ants facilitates the discovery of the shortest path.
3. We establish the utility of bidirectional flow by showing that it is necessary for convergence to the shortest or the minimum leakage path. In contrast, most flow based problems traditionally studied in computer science and operations research have unidirectional flows [HR55; AMO88; Sch02; RT02].
4. We also investigate the effect of increasing flow and leakage with decision rules other than the linear rule. For a general family of decision rules, we show that the linear rule is its unique member with guaranteed convergence property to the shortest and the minimum leakage path. However, for various non-linear rules, we show that the dynamics still often converges to a path with smaller length and leakage, compared to the path found in the absence of increasing flow and leakage respectively. Thus, the utility of increasing flow and leakage is not limited to the linear decision rule.

Our work is different from traditional ant-colony optimization [DCM91; DB05; LSD18], in which the algorithms considered are not required to be biologically plausible. Models of ant colony optimization (ACO), inspired by ant behavior, solve combinatorial optimization problems, such as the traveling salesman problem [Yan+08] and the shortest path problem [ST12; NW06]. In ACO, individual agents (simulating ants) construct candidate solutions using heuristics, and then use limited communication (simulating pheromone) to lead other agents towards better solutions. The simulated ants have significantly more

computational power than is biologically plausible for real ants, because unlike real ants, the simulated ants have the ability to remember, retrace and reinforce entire paths, and can determine the amount of “pheromone” laid by the quality of the global solution.

The model we study has some resemblance to the reinforced random walks introduced by Diaconis and others [DF80; Dav90; Pem+07], which have also found applications in biology [SO97; CPB08; Smo+10]. Here a single agent traverses a graph by choosing edges with probability proportional to their edge weight, analogous to pheromone. This edge weight increases additively each time the edge is traversed. However, there are a few key differences between the model we study and the setup for reinforced random walks: 1) Our model involves many agents, modeled by a flow, and their behavior is affected by their collective actions, while the model for reinforced random walks considers a single agent whose behavior is influenced by its past random choices. 2) Pheromone decays geometrically over time in our model, but edge weights do not decrease in reinforced random walks. 3) Our model has leakage at each vertex which is not present in the setup for reinforced random walks. Nevertheless, in a similar spirit to the random walk-like processes studied before, the model we propose and study is a Markov process of particular relevance to biology.

2 The Model

We consider bidirectional flow on a directed graph $G = (V, E)$ with source vertex and destination vertex s and d respectively. For each vertex v , let $f_{\vec{v}}(t)$ and $f_{\leftarrow v}(t)$ denote the forward and backward flows on v present at time t . The forward flow moves along the direction of the edges, and the backward flow moves in the opposite direction. Let $p_{uv}(t)$ denote the pheromone level on edge (u, v) at time t . The pheromone levels and flows together constitute the state of the system at any time t , which gets updated as follows:

1. **Flow movement:** At each time step, the forward flow on a vertex moves along its outgoing edges, dividing itself based on a decision rule that depends on the pheromone levels on these edges. The simplest such rule divides the flow proportional to the pheromone level on the outgoing edges. Formally, let $f_{\vec{uv}}(t)$ denote the forward flow moving along edge (u, v) at time t . Then according to this rule,

$$f_{\vec{uv}}(t) = f_{\vec{u}}(t) \frac{p_{uv}(t)}{\sum_{z:(u,z) \in E} p_{uz}(t)} \quad (1)$$

We call this decision rule the *linear decision rule*.

The total forward flow on vertex v is the sum of flow along its incoming edges, multiplied by a leakage factor:

$$f_{\vec{v}}(t+1) = (1 - l_v) \sum_{z:(z,v) \in E} f_{\vec{zv}}(t) \quad (2)$$

The leakage parameter $l_v \in [0, 1]$ models the loss of ants due to exploration at each vertex.

Movement for backward flow takes place in exactly the same manner, with the direction of the flow reversed. Formally, let $f_{\leftarrow uv}(t)$ denote the backward flow moving along the edge (u, v) at time t . Then

$$f_{\leftarrow uv}(t) = f_{\leftarrow v}(t) \frac{p_{uv}(t)}{\sum_{z:(z,v) \in E} p_{zv}(t)} \quad (3)$$

The total backward flow at u is the sum of backward flow along its outgoing edges, multiplied by the leakage parameter.

$$f_{\leftarrow u}(t+1) = (1 - l_u) \sum_{z:(u,z) \in E} f_{\leftarrow uz}(t) \quad (4)$$

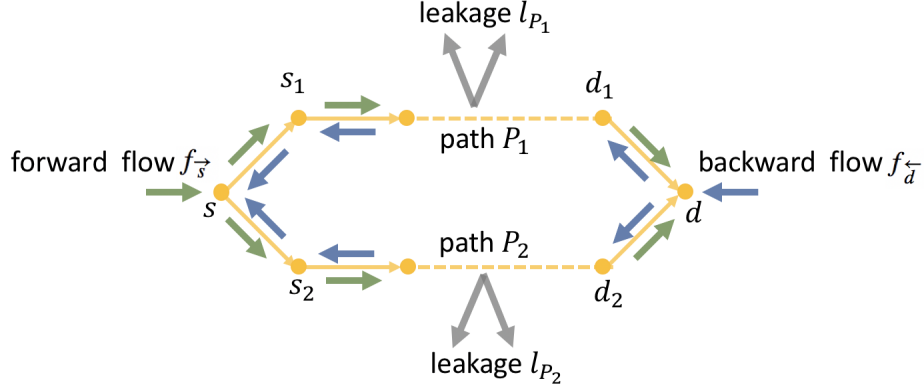


Figure 2: Forward and backward flow in a graph with parallel paths.

At each time t , new forward and backward flow $f_s^{\rightarrow}(t)$ and $f_d^{\leftarrow}(t)$ appears on the source vertex and destination vertex s and d respectively.

2. **Pheromone update:** At each time step, the pheromone level on each edge increases by the amount of flow along the edge, and decays by a multiplicative factor [CGN18; JRD03; SH91] of δ :

$$p_{uv}(t+1) = \delta(p_{uv}(t) + f_{uv}^{\rightarrow}(t) + f_{uv}^{\leftarrow}(t)) \quad (5)$$

Note that unlike flows, the pheromone level present on an edge does not have any direction, and gets affected by flows from both the directions.

Definition 1. For any path P from source s to destination d , we define its leakage l_P as the fraction of flow that leaks out while moving through P , that is, $l_P = 1 - \prod_{v \in P \setminus \{s, d\}} (1 - l_v)$.¹

While we describe our model for unweighted graphs, it is general enough to capture the case with integral/rational edges lengths. For instance, an edge with length k can be represented using k unit length edges connected in series, with leakage at the vertices connecting these edges set to zero.

3 Results

In this section, we discuss the convergence properties for the model defined above. We defer all the proofs and simulation details to the appendix.

3.1 Convergence to the Minimum Leakage Path and the Shortest Path

Constant flow with time. Through extensive simulations and analysis, we show that when the incoming forward and backward flows do not change with time, with the linear decision rule, the dynamics converges to the path with the minimum leakage (see Figure 3).

We run simulations for three families of directed graphs:

1. $G(n, p)$: The $G(n, p)$ model is a widely used random graph model which consists of graphs on n vertices where each pair of vertices has an edge with probability p .

¹For convenience, we overload notation, and use $v \in P$ and $(u, v) \in P$ to denote the vertices and edges present on path P respectively.

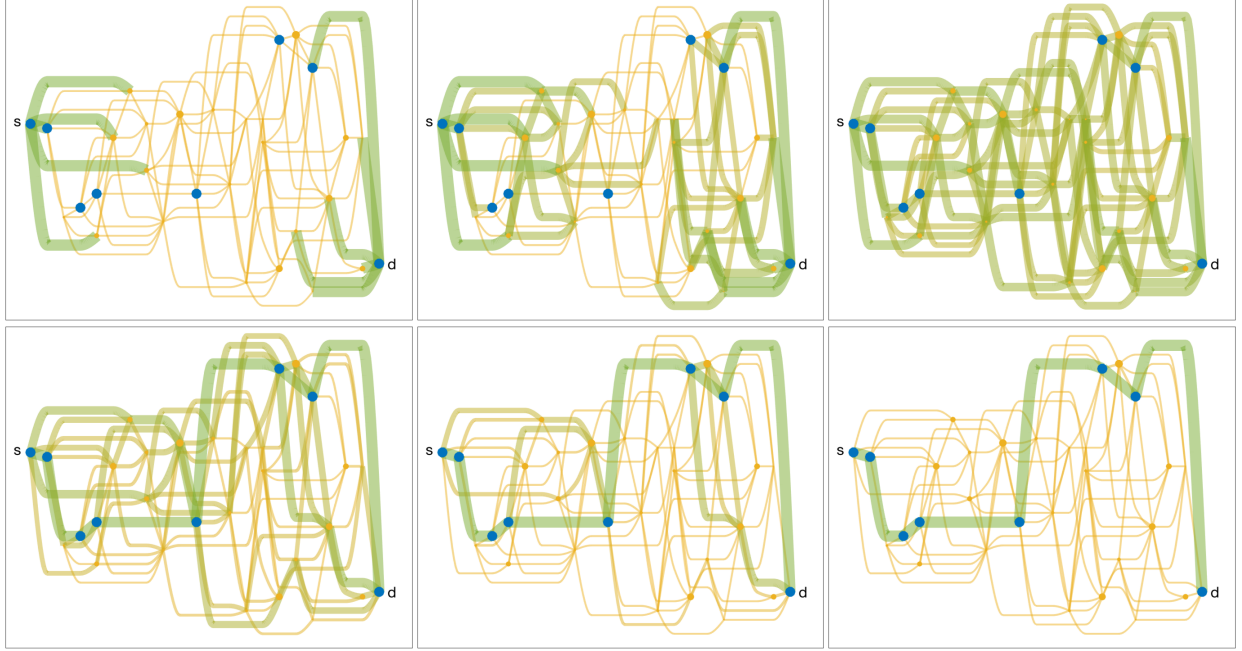


Figure 3: Flow dynamics governed by the linear decision rule converges to the path with the minimum leakage (shown by blue vertices) when the incoming flows do not change with time. Larger dots represent vertices with smaller leakage, and thickness of the green edges corresponds to the flow level.

2. $G(n, p)$ with a locality constraint: The standard $G(n, p)$ model allows edges between any two vertices (with probability p). However, the graphs formed by branches and vines in the natural vegetation have a local structure where the edges are more likely to exist between nearby vertices. To capture this, we consider the $G(n, p)$ model with an additional locality constraint that an edge exists between vertex i and j only if $|i - j| \leq k$ for some parameter k . Here, the vertices are labelled from 1 to n with the source and the destination vertex labelled 1 and n respectively.
3. $n \times n$ grid graph.

We generate a large number of instances with different values for n , p , k and other parameters, and observe convergence to the minimum leakage path in *all* the simulated instances. More details about the simulations can be found in Appendix C.

We complement our simulations on general graph models with a provable convergence result for graphs with two parallel paths, a case that has been experimentally investigated in the past [Gos+89; DS01].

Theorem 1. *Consider a graph G consisting of two parallel paths P_1 and P_2 from s to d . Let the flow and the pheromone levels be updated according to the model in Section 2, and let P_1 be the path with the minimum leakage. If (i) the incoming flow values $f_s^{\rightarrow}(t)$ and $f_d^{\leftarrow}(t)$ are non-zero and unchanging with time, and (ii) the initial pheromone level $p_{uv}(0)$ is positive for all edges $(u, v) \in P_1$, then the flow dynamics governed by the linear decision rule converges to a state where all the flow goes through P_1 .*

At a high level, the proof involves showing that relatively more pheromone accumulates on the path with less leakage as time progresses. Although the update rules governing our model are simple, mathematically understanding its dynamics is surprisingly non-trivial. Even for the seemingly simple case of two parallel paths, the progression of pheromone levels can be highly non-monotone, and the proof needs a careful construction of an appropriate potential function. We discuss the proof ideas in Section 4.

Note that the path with minimum leakage is also the path with the minimum number of vertices when all

the vertices have equal leakage. Thus, this result suggests a plausible way in which ants converge to the path with the minimum number of vertices, as observed in [Cha+21].

Increasing flow with time. For the previous result, we assumed that the incoming flows do not change with time. Now we consider the effect of change in flow. We show that if the incoming forward and backward flows increase with time, in the absence of leakage, the dynamics governed by the linear decision rule converges to the shortest path.

We run the simulations for the same families of graphs considered for the last result. The only difference in these simulations is the absence of leakage, and that the incoming flow increases by a fixed factor in each step. We generate a large number of graph instances with different values of the parameters, and observe convergence to the shortest path in *all* the simulated instances.

We also show provable convergence to the shortest path for graphs consisting of two parallel paths.

Theorem 2. *Consider a graph G consisting of two parallel paths P_1 and P_2 from s to d . Let the flow and the pheromone levels be updated according to the model in Section 2, and let P_1 be the shorter path. If (i) the initial pheromone level $p_{uv}(0)$ is positive for all edges $(u, v) \in P_1$, (ii) leakage $l_{P_1} = l_{P_2} = 0$, and (iii) the incoming flows increase as follows:*

1. **Multiplicative increase:** $f_s^{\rightarrow}(t) = \alpha^t f_s^{\rightarrow}(0)$ and $f_d^{\leftarrow}(t) = \alpha^t f_d^{\leftarrow}(0)$, for any $\alpha > 1$, or
2. **Additive increase:** $f_s^{\rightarrow}(t) = f_s^{\rightarrow}(0) + \alpha t$ and $f_d^{\leftarrow}(t) = f_d^{\leftarrow}(0) + \alpha t$, for any $\alpha > 0$,

then the flow dynamics governed by the linear decision rule converges to a state where all the flow goes through P_1 .

To get some intuition, consider a graph with two parallel paths as shown in Figure 2 such that path P_1 is shorter than P_2 , and there is no leakage. Consider the forward flow on edges (d_1, d) and (d_2, d) . Since P_1 is shorter, the forward flow on (d_1, d) corresponds to the more recent forward flow that entered from s compared to the forward flow on (d_2, d) . Since the flow is increasing with time, more recent flow is larger ensuring that relatively more pheromone accumulates on (d_1, d) than (d_2, d) as time progresses. Similarly, relatively more pheromone accumulates on (s, s_1) than (s, s_2) as time progresses due to the increasing backward flow. Thus, as time progresses, relatively more pheromone accumulates on P_1 . However, similar to the case with leakage, increase in relative pheromone levels on P_1 is not monotone and requires a more careful proof. We discuss the proof idea in more detail in Section 4.

Previous studies have shown that ants are capable of finding the shortest path in certain simple graphs [Gos+89], and that factors such as detection of new food sources can positively reinforce the rate of flow of ants [Den+86; Gor12]. Our result shows a surprising connection between these two phenomena.

The main goal of our work is to demonstrate the intriguing connection between factors such as leakage and increasing flow rate to the shortest path problem. As discussed, we do this using extensive simulations on general graph models, and analysis on graphs with parallel paths. Based on our simulations, we conjecture that the above results showing provable convergence hold for general graphs.

Conjecture 1. *The provable convergence results in Theorem 1 and 2 hold for general graphs.*

We can view leakage and increasing flow as two possibly conflicting forces, preferring paths with minimum leakage and length respectively. An interesting direction of future work would be to obtain a better understanding of the dynamics when both these forces are active simultaneously.

3.2 General Rules and Fundamental Limits

In the previous subsection, we show that bidirectional flow with linear decision rule converges to the path with the minimum leakage when the flow is fixed, and to the shortest path when the flow is increasing and

there is no leakage. How crucial is the bidirectional nature of the flow? How does the dynamics behave when the decision rule is non-linear? Next, we study these questions.

Necessity of bi-directional flow. We show that bi-directional flow is necessary to find the shortest or the minimum leakage path. This result holds independent of the decision rule, leakage levels and the change in flow rate; we formally state this result next. Let \mathcal{G} be the set of all decision rules that distribute the forward (backward) flow at any vertex, onto the outgoing (incoming) edges only based on their pheromone levels.

Theorem 3. *Consider any graph G with two parallel paths between s and d . Let there be unidirectional flow from s to d . For any decision rule in \mathcal{G} , any setting of leakage parameters and with arbitrary incoming flow levels, there exists a setting of initial pheromone levels, such that the dynamics does not converge to the shortest or the minimum leakage path.*

Thus, bi-directional flow is necessary for all pheromone based rules to guarantee convergence to the shortest or the minimum leakage path. The main idea behind this result is that with only unidirectional flow from s to d , pheromone on edges incident on s can not encode information about rest of the graph.

The conflict between leakage, change in flow and non-linearity. To understand the dynamics for other decision rules beyond the linear rule, we consider a family of decision rules \mathcal{F} satisfying certain assumptions. This family is a subset of the family \mathcal{G} discussed above. These rules distribute the forward (backward) flow among the outgoing (incoming) edges of any vertex, based on the normalized pheromone levels at these edges (as defined below). That is, division of flow does not depend on the absolute pheromone levels. We also assume that these rules are monotone in the sense that increasing the normalized pheromone level at any edge does not decrease the proportion of flow entering that edge. Most decision rules considered in the past [CGN18] satisfy these conditions.

Here, the normalized pheromone level is defined as follows:

$$\bar{p}_{uv}^{\rightarrow}(t) = \frac{p_{uv}(t)}{\sum_{z:(u,z) \in E} p_{uz}(t)}, \quad \bar{p}_{uv}^{\leftarrow}(t) = \frac{p_{uv}(t)}{\sum_{z:(z,v) \in E} p_{zv}(t)} \quad (6)$$

Note that while the pheromone level on an edge has no associated direction, there is a forward and backward normalized pheromone level for each edge depending on whether the normalization is done with respect to the incoming edges or the outgoing edges.

More formally, we consider the family of rules given by functions $g : [0, 1/2] \rightarrow [0, 1] \in \mathcal{F}$. For any vertex with out-degree (in-degree) 2, a rule in this family uses a function g , which takes as input the minimum of the normalized pheromone levels on the two outgoing (incoming) edges, and returns the fraction of the forward (backward) flow on this edge. In other words, $g(x)$ is the fraction of flow sent on edge with normalized pheromone level x , for $x < 0.5$. We assume that g is monotonically increasing, that is, $g(x) \leq g(x')$ for all $x \leq x'$. Further, g satisfies $g(0) = 0$ and $g(1/2) = 1/2$. This condition says that if one of the edges has 0 normalized pheromone, we do not send any flow on it, and if both the edges have equal pheromone level, then we send equal flow on them. For any vertex with out-degree (in-degree) 1, we send the forward (backward) flow to the next (previous) vertex, just as in the case of the linear rule. For our results below, we only need to define these rules for degree 1 and 2 vertices.

Note that the linear decision rule studied in previous subsection belongs to \mathcal{F} , and corresponds to $g(x) = x$.

We study the dynamics when the decision rule belongs to the above class and is non-linear. We show that for every non-linear rule $g \in \mathcal{F}$, there exists a setting of leakage parameters in which the dynamics fails to converge to the path with the minimum leakage.

Theorem 4. *Consider any graph G consisting of two parallel paths from s to d . When the incoming flows are fixed, for every non-linear decision rule $g \in \mathcal{F}$, there exists a setting of leakage parameters and initial pheromone and flow levels dependent on g , such that the dynamics does not converge to the path with the minimum leakage.*

We show an analogous result for the increasing flow case with no leakage.

Theorem 5. *Consider any graph G consisting of two parallel paths from s to d with a unique shortest path. When the leakage is zero for all the vertices, for every non-linear decision rule $g \in \mathcal{F}$, there exists a setting of initial pheromone and flow levels, with incoming flow increasing by a fixed multiplicative factor at each time step, such that the dynamics does not converge to the shortest path. The multiplicative factor and initial pheromone and flow levels are chosen as a function of g .*

To get some intuition for these results, consider the quadratic decision rule that distributes the flow in proportion to the square of the pheromone levels. Due to the square, given two edges incident on a vertex, this rule sends more than linearly proportional flow on the edge with the higher pheromone. Thus, if a path (that is not necessarily the shortest or the minimum leakage path) has relatively high pheromone initially, even more pheromone accumulates on it as time progresses, and the dynamics may not converge to the shortest or the minimum leakage path. The results above formalizes this intuition for any non-linear decision rule belonging to the family \mathcal{F} .

From the last subsection, we can view increasing flow and leakage as two conflicting forces, preferring the shortest and the minimum leakage path respectively. The above results suggest that non-linearity in the decision rule can be viewed as another force, in conflict with the forces of leakage and increasing flow, preferring certain states that may not correspond to the shortest or the minimum leakage path.

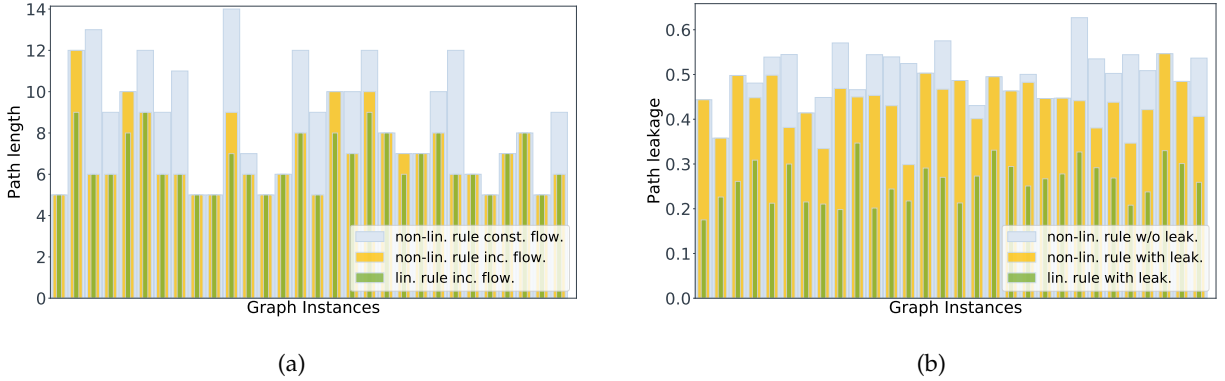


Figure 4: (a) Path length obtained with a non-linear decision rule with and without increasing flow, and the linear decision rule with increasing flow. (b) Path leakage obtained with a non-linear decision rule with and without leakage present at vertices, and linear decision rule with leakage present.

Usefulness of increasing flow and leakage not limited to the linear decision rule. Note that the above results only suggest that linear decision rule is necessary for *guaranteed convergence* to the shortest or the minimum leakage path. Can it be the case that even with some non-linear decision rules, the forces of increasing flow and leakage still help in finding shorter or smaller leakage paths respectively, compared to the paths found in the absence of these forces? To understand this question, we ran simulations for various non-linear decision rules, some of which have been previously used to model ant behaviour [CGN18; Den+90]. We observe that within each graph family, for a large fraction of the graph instances, the path found in the presence of these forces has length (respectively leakage) smaller than or equal to the length (respectively leakage) of the path found in their absence.

Figure 4 demonstrates this for the quadratic decision rule for $G(n, p)$ graphs with the locality constraint. This rule divides the flow in proportion to the square of the pheromone levels.

In Figure 4a, we show the path length obtained by the quadratic decision rule with and without increase in flow, and by the linear rule with increase in flow, for 30 random graph instances. As discussed before,

the linear rule finds the shortest path. But even with the quadratic rule, the path length obtained in the presence of increasing flow is smaller than or equal to the length obtained in its absence.

Similarly, Figure 4b shows the path leakage obtained by the quadratic decision rule with and without leakage present at the vertices, and by the linear decision rule with leakage present. There is a subtle distinction here between path leakage as an objective function and leakage as a process affecting the dynamics. For each graph instance, we assign leakage values to vertices (see Appendix C for details). This gives us a path leakage objective function which we measure in all the three cases. However, in the case of the quadratic rule without leakage, the leakage process is not applied at vertices during the dynamics. This gives a baseline to which we compare the path leakage objective when the leakage process is applied (quadratic rule with leakage). We observe that the quadratic rule with leakage leads to path leakage objective smaller than or equal to the baseline, while the linear rule with leakage minimizes the objective as discussed before.

We observe similar results for other graph families and non-linear decision rules. However, the extent to which the forces of increasing flow and leakage are effective varies with the non-linear decision rule and graph family. For instance, we observe that compared to the quadratic rule, these forces are more effective for a non-linear rule closer to the linear rule, dividing the flow in proportion to the 1.1th power of the pheromone levels. Also, for most graph families and non-linear decision rules considered, there is a small fraction of instances where these forces end up increasing the path length (respectively path leakage). Nonetheless, for *all* the graph families and non-linear decision rules considered, for most (> 80%) graph instances, the path found in the presence of these forces has length (respectively leakage) smaller than or equal to the length (respectively leakage) of the path found in their absence. Thus the usefulness of the forces of leakage and increasing flow is not limited to the linear decision rule. We include more details and discussion of these simulations in Appendix C.

4 Proof Ideas

4.1 Linear Decision Rule with Increasing Flow

For a graph consisting of parallel paths P_1 and P_2 , with $\text{len}_{P_1} < \text{len}_{P_2}$ (see Figure 2), Theorem 2 says that the dynamics converges to P_1 when the incoming flow increases multiplicatively or additively with time. To prove this, we show that as time progresses, relatively more pheromone is accumulated on P_1 than P_2 .

Let s_1 and s_2 be the neighboring vertices of s , and d_1 and d_2 be the neighboring vertices of d , on path P_1 and P_2 respectively. Note that only the pheromone level on edges $(s, s_1), (s, s_2), (d_1, d), (d_2, d)$ affect the dynamics for this graph. To get some intuition, it is instructive to consider the ratio of pheromone levels on (s, s_1) and (s, s_2) at time $(t + 1)$:

$$\frac{p_{ss_1}(t+1)}{p_{ss_2}(t+1)} = \frac{\delta(p_{ss_1}(t) + f_{s \rightarrow s_1}(t) + f_{s \leftarrow s_1}(t))}{\delta(p_{ss_2}(t) + f_{s \rightarrow s_2}(t) + f_{s \leftarrow s_2}(t))} \quad (7)$$

$$= \frac{p_{ss_1}(t) + f_{s \rightarrow s_1}(t) + (1 - l_{P_1})f_{d_1 d}^{\leftarrow}(t - \text{len}_{P_1} + 1)}{p_{ss_2}(t) + f_{s \rightarrow s_2}(t) + (1 - l_{P_2})f_{d_2 d}^{\leftarrow}(t - \text{len}_{P_2} + 1)} \quad (8)$$

$$= \frac{p_{ss_1}(t) + f_{s \rightarrow s_1}(t) + f_d^{\leftarrow}(t - \text{len}_{P_1} + 1)\bar{p}_{d_1 d}^{\leftarrow}(t - \text{len}_{P_1} + 1)}{p_{ss_2}(t) + f_{s \rightarrow s_2}(t) + f_d^{\leftarrow}(t - \text{len}_{P_2} + 1)\bar{p}_{d_2 d}^{\leftarrow}(t - \text{len}_{P_2} + 1)} \quad (9)$$

where in the last equation, we set leakage $l_{P_1} = l_{P_2} = 0$, and write the backward flow in terms of the

normalized pheromone level. For simplicity, let us assume $f_d^{\leftarrow}(t) = \alpha^t$, for some $\alpha > 1$. This gives

$$\frac{p_{ss_1}(t+1)}{p_{ss_2}(t+1)} = \frac{p_{ss_1}(t) + f_{ss_1}^{\rightarrow}(t) + \alpha^{(t-len_{P_1}+1)} \bar{p}_{d_1d}^{\leftarrow}(t-len_{P_1}+1)}{p_{ss_2}(t) + f_{ss_2}^{\rightarrow}(t) + \alpha^{(t-len_{P_2}+1)} \bar{p}_{d_2d}^{\leftarrow}(t-len_{P_2}+1)} \quad (10)$$

As $len_{P_1} < len_{P_2}$, we know $\alpha^{(t-len_{P_1}+1)} > \alpha^{(t-len_{P_2}+1)}$. These backward flow terms $\alpha^{(t-len_{P_1}+1)}$ and $\alpha^{(t-len_{P_2}+1)}$ are the main reason why relatively more pheromone accumulates on ss_1 compared to ss_2 as time progresses. However, the ratio $\frac{p_{ss_1}(t)}{p_{ss_2}(t)}$ may not increase monotonically at each time step. To get past this hurdle, we carefully construct a potential function which increases monotonically with time. Our potential function is given by the minimum of the ratio of the pheromone levels $\frac{p_{ss_1}(t)}{p_{ss_2}(t)}$ and $\frac{p_{d_1d}(t)}{p_{d_2d}(t)}$ across the last $\max(len_{P_1}, len_{P_2})$ time steps. Let $r_{ss_1}(t) \stackrel{\text{def}}{=} \frac{p_{ss_1}(t)}{p_{ss_2}(t)}$, $r_{d_1d}(t) \stackrel{\text{def}}{=} \frac{p_{d_1d}(t)}{p_{d_2d}(t)}$, and $L \stackrel{\text{def}}{=} \max(len_{P_1}, len_{P_2})$. Our potential function is given by

$$r_{min}(t) \stackrel{\text{def}}{=} \min\{r_{ss_1}(t), r_{ss_1}(t-1), \dots, r_{ss_1}(t-L+1), r_{d_1d}(t), r_{d_1d}(t-1), \dots, r_{d_1d}(t-L+1)\}.$$

Using definition of the linear decision rule, we know that $\frac{f_{ss_1}^{\rightarrow}(t)}{f_{ss_2}^{\rightarrow}(t)} = \frac{p_{ss_1}(t)}{p_{ss_2}(t)} = r_{ss_1}(t) \geq r_{min}(t)$. Further, it is not hard to see that $\bar{p}_{d_1d}^{\leftarrow}(t-len_{P_1}+1) \geq \frac{r_{min}(t)}{1+r_{min}(t)}$, and $\bar{p}_{d_2d}^{\leftarrow}(t-len_{P_2}+1) \leq \frac{1}{1+r_{min}(t)}$, which implies $\frac{\bar{p}_{d_1d}^{\leftarrow}(t-len_{P_1}+1)}{\bar{p}_{d_2d}^{\leftarrow}(t-len_{P_2}+1)} \geq r_{min}(t)$. These inequalities give us

$$\frac{p_{ss_1}(t+1)}{p_{ss_2}(t+1)} \geq r_{min}(t) \frac{p_{ss_2}(t) + f_{ss_2}^{\rightarrow}(t) + \alpha^{(t-len_{P_1}+1)} \bar{p}_{d_2d}^{\leftarrow}(t-len_{P_2}+1)}{p_{ss_2}(t) + f_{ss_2}^{\rightarrow}(t) + \alpha^{(t-len_{P_2}+1)} \bar{p}_{d_2d}^{\leftarrow}(t-len_{P_2}+1)} > r_{min}(t) \quad (11)$$

where we used $\alpha^{(t-len_{P_1}+1)} > \alpha^{(t-len_{P_2}+1)}$ for the last inequality. This gives us $\frac{p_{ss_1}(t+1)}{p_{ss_2}(t+1)} = r_{ss_1}(t+1) > r_{min}(t)$. Thus the backward flow terms $\alpha^{(t-len_{P_1}+1)}$ and $\alpha^{(t-len_{P_2}+1)}$ ensure that the pheromone ratio at the edges incident on s at time $t+1$ is greater than $r_{min}(t)$, the minimum of the pheromone ratios at the edges incident on s and d across last L time steps. Similarly, the forward flow ensures $r_{d_1d}(t+1) > r_{min}(t)$. This implies that $r_{min}(t)$ never decreases, and strictly increases every L time steps. We use this to show convergence to the shortest path.

The proof for the case involving leakage with fixed flow (Theorem 1) is similar and uses the same potential function. The only difference is that in this case, the potential function goes up due to the leakage terms $1-l_{P_1}$ and $1-l_{P_2}$ (Equation 8), instead of the $\alpha^{(t-len_{P_1}+1)}$ and $\alpha^{(t-len_{P_2}+1)}$ terms.

4.2 General Rules and Fundamental Limits

In Theorem 3, we claim that for any pheromone based rule, bi-directional flow is necessary for convergence to the shortest or the minimum leakage path. When there is unidirectional flow from s to d , the pheromone levels on the edges incident on s is only a function of their initial pheromone levels and forward flow at s . It does not depend on the flows and pheromone levels on the rest of the graph. Therefore, in the case of two parallel paths, for a given decision rule and initial setting of the pheromone levels, if the dynamics converges to a particular path, then they will converge to the other path if we swap the initial pheromone levels on the two edges incident on s . Hence, we can always set the initial pheromone levels on the edges incident on s , such that the dynamics does not converge to the shortest or the minimum leakage path.

Next, we provide a proof sketch for Theorem 4. The proof sketch for Theorem 5 is similar. Let s_1 and s_2 be the neighboring vertices of s , and d_1 and d_2 be the neighboring vertices of d , on path P_1 and P_2 respectively (see Figure 2). Let P_1 be the minimum leakage path. We would show that the dynamics is not guaranteed to converge to path P_1 for non-linear $g \in \mathcal{F}$. For any non-linear $g \in \mathcal{F}$, consider some $r \in (0, 1/2)$ such that $g(r) \neq r$. Such an r exists because g is non-linear. Consider the two cases: 1) $g(r) < r$, 2) $g(r) > r$.

Suppose g is such that $g(r) < r$. Consider an instance where initial normalized pheromone levels $\bar{p}_{ss_1}^{\rightarrow}(0)$ and $\bar{p}_{d_1d}^{\leftarrow}(0)$ are at most r . And the initial flow values on the edges of path P_1 and P_2 are at most r and at least $1 - r$ respectively. Let the incoming forward and backward flows be equal to 1 at all times. The decision rule g sends at most $r - c_{g,r}$ amount of forward and backward flow on path P_1 (because $g(r) < r$ and g is monotone) and at least $1 - r + c_{g,r}$ on path P_2 , where $c_{g,r}$ is a positive constant dependent on g and r . The positive constant $c_{g,r}$ ensures that we can set the leakage levels to be small enough, satisfying $l_{P_1} < l_{P_2}$, such that even after leakage, the flow levels on P_1 and P_2 remain at most r and at least $1 - r$ respectively, throughout the future. And normalized pheromone levels $\bar{p}_{ss_1}^{\rightarrow}$ and $\bar{p}_{d_1d}^{\leftarrow}$ remain at most r .

Using a similar idea, in the case when $g(r) > r$, we can set the initial flow and pheromone levels and the leakage parameters, such that the normalized pheromone levels $\bar{p}_{ss_2}^{\rightarrow}$, $\bar{p}_{d_2d}^{\leftarrow}$ and the flow levels on P_2 never fall below r and the flow levels on P_1 remain at most $1 - r$. Thus, the dynamics never converges to the minimum leakage path P_1 .

5 Discussion

Like ant colonies, engineered systems such as molecular robots and swarm computing [RAN12; Lun+10; Bra+13; WPN14; HM15] involve a large population of individuals lacking central control and equipped with minimal computational resources. Searching for a target [HWN13; OB07], and in particular, finding the shortest path [Szy+06] is a basic task for such systems. Our algorithms based on leakage and increasing flow can also be applied to such swarms of robots equipped with the ability to release and detect pheromone [Na+21; Arv+15; Kur+09; Fuj+14; Rus99], to solve the shortest path problem and its variants.

Our result on convergence to the shortest path suggests that an ant colony has the ability to discover the shortest path just by increasing its flow rate. An interesting direction for future research would be to empirically investigate the relationship between flow rate of ants and path length, and understand whether ant colonies increase flow rates to find short paths.

Our results also open up avenues for further theoretical investigation. While the algorithms designed by humans are often set up so as to be amenable to analysis, nature is not constrained in this way. For seemingly simple models of biological systems, it has thus been notoriously difficult to devise mathematical guarantees on the quality of the solutions produced [TKN07; MO+07; MO08; BMV12; Cha12a; Cha17; Bha+13; Cha14; Cha12b]. In our model, analyzing the dynamics is challenging as it involves understanding the progression of pheromone level with time, which is affected by the actions of a large number of agents (modeled by flow), and can be highly non-monotone even for the simple case of graphs with parallel paths. The behavior of this model in extensive simulations suggests that it should be possible to significantly generalize the results we prove here. In particular, we conjecture that provable convergence to the shortest or the minimum leakage path holds for general graphs (Conjecture 1). Another direction for future research is to understand how the dynamics change when multiple terminal vertices are present in the graph, as trail networks in nature include many nests and food sources.

In summary, our model for how ant trails change over time contributes to the synergistic exchange between biology and computer science, providing a plausible explanation for how turtle ant colonies create paths that minimize the number of vertices, and suggesting a surprising algorithm for shortest path discovery, by increasing the flow rate, applicable to distributed engineering systems.

Acknowledgements

Moses Charikar was supported by a Simons Investigator Award, a Google Faculty Research Award and an Amazon Research Award. Shivam Garg was supported by NSF awards AF-1813049 and AF-1704417, and a Stanford Interdisciplinary Graduate Fellowship. Deborah M. Gordon was supported by the Templeton Fund. Kirankumar Shiragur was supported by a Stanford Data Science Scholarship and a Dantzig-Lieberman Operations Research Fellowship.

References

- [Afe+11] Yehuda Afek, Noga Alon, Omer Barad, Eran Hornstein, Naama Barkai, and Ziv Bar-Joseph. “A biological solution to a fundamental distributed computing problem”. In: *science* 331.6014 (2011), pp. 183–185.
- [AMO88] Ravindra K Ahuja, Thomas L Magnanti, and James B Orlin. “Network flows”. In: (1988).
- [Arv+15] Farshad Arvin, Tomáš Krajník, Ali Emre Turgut, and Shigang Yue. “COSΦ : Artificial pheromone system for robotic swarms research”. In: *2015 IEEE/RSJ International Conference on Intelligent Robots and Systems (IROS)*. 2015, pp. 407–412. doi: 10.1109/IROS.2015.7353405.
- [BCB17] Andrew I Bruce, Tomer J Czaczkes, and Martin Burd. “Tall trails: ants resolve an asymmetry of information and capacity in collective maintenance of infrastructure”. In: *Animal Behaviour* 127 (2017), pp. 179–185.
- [Bel58] Richard Bellman. “On a routing problem”. In: *Quarterly of applied mathematics* 16.1 (1958), pp. 87–90.
- [Bha+13] Arnab Bhattacharyya, Mark Braverman, Bernard Chazelle, and Huy L Nguyen. “On the convergence of the Hegselmann-Krause system”. In: *Proceedings of the 4th conference on Innovations in Theoretical Computer Science*. 2013, pp. 61–66.
- [BMV12] Vincenzo Bonifaci, Kurt Mehlhorn, and Girish Varma. “Physarum can compute shortest paths”. In: *Journal of theoretical biology* 309 (2012), pp. 121–133.
- [BMW55] Martin J Beckmann, Charles B McGuire, and Christopher B Winsten. “Studies in the Economics of Transportation”. In: (1955).
- [Bou+15] Sofia Bouchebti, Stephane Ferrere, Karla Vittori, Gerard Latil, Audrey Dussutour, and Vincent Fourcassié. “Contact rate modulates foraging efficiency in leaf cutting ants”. In: *Scientific reports* 5.1 (2015), pp. 1–5.
- [Bra+13] Manuele Brambilla, Eliseo Ferrante, Mauro Birattari, and Marco Dorigo. “Swarm robotics: a review from the swarm engineering perspective”. In: *Swarm Intelligence* 7.1 (2013), pp. 1–41.
- [CC12] Luca Cardelli and Attila Csikász-Nagy. “The cell cycle switch computes approximate majority”. In: *Scientific reports* 2.1 (2012), pp. 1–9.
- [CGN18] Arjun Chandrasekhar, Deborah M Gordon, and Saket Navlakha. “A distributed algorithm to maintain and repair the trail networks of arboreal ants”. In: *Scientific reports* 8.1 (2018), pp. 1–19.
- [Cha+14] Erick Chastain, Adi Livnat, Christos Papadimitriou, and Umesh Vazirani. “Algorithms, games, and evolution”. In: *Proceedings of the National Academy of Sciences* 111.29 (2014), pp. 10620–10623.
- [Cha+21] Arjun Chandrasekhar, James AR Marshall, Cortnea Austin, Saket Navlakha, and Deborah M Gordon. “Better tired than lost: Turtle ant trail networks favor coherence over short edges”. In: *PLoS Computational Biology* 17.10 (2021), e1009523.
- [Cha09] Bernard Chazelle. “Natural algorithms”. In: *Proceedings of the twentieth annual ACM-SIAM symposium on Discrete algorithms*. SIAM. 2009, pp. 422–431.
- [Cha12a] Bernard Chazelle. “Natural algorithms and influence systems”. In: *Communications of the ACM* 55.12 (2012), pp. 101–110.

- [Cha12b] Bernard Chazelle. “The Dynamics of Influence Systems”. In: *2012 IEEE 53rd Annual Symposium on Foundations of Computer Science*. 2012, pp. 311–320. doi: 10.1109/FOCS.2012.70.
- [Cha14] Bernard Chazelle. “The convergence of bird flocking”. In: *Journal of the ACM (JACM)* 61.4 (2014), pp. 1–35.
- [Cha17] Bernard Chazelle. “The challenges of natural algorithms”. In: *ACM SIGEVOlution* 9.2 (2017), pp. 11–11.
- [Cor+09] Thomas H Cormen, Charles E Leiserson, Ronald L Rivest, and Clifford Stein. *Introduction to algorithms*. MIT press, 2009.
- [Cou+05] Iain D Couzin, Jens Krause, Nigel R Franks, and Simon A Levin. “Effective leadership and decision-making in animal groups on the move”. In: *Nature* 433.7025 (2005), pp. 513–516.
- [CPB08] Edward A Codling, Michael J Plank, and Simon Benhamou. “Random walk models in biology”. In: *Journal of the Royal Society Interface* 5.25 (2008), pp. 813–834.
- [Das+18] Sanjoy Dasgupta, Timothy C Sheehan, Charles F Stevens, and Saket Navlakha. “A neural data structure for novelty detection”. In: *Proceedings of the National Academy of Sciences* 115.51 (2018), pp. 13093–13098.
- [Dav90] Burgess Davis. “Reinforced random walk”. In: *Probability Theory and Related Fields* 84.2 (1990), pp. 203–229.
- [DB05] Marco Dorigo and Christian Blum. “Ant colony optimization theory: A survey”. In: *Theoretical computer science* 344.2-3 (2005), pp. 243–278.
- [DCM91] Marco Dorigo, Alberto Colorni, and Vittorio Maniezzo. *Distributed optimization by ant colonies*. 1991.
- [Den+86] Jean L Deneubourg, Serge Aron, SAPJM Goss, JM Pasteels, and Guido Duerinck. “Random behaviour, amplification processes and number of participants: how they contribute to the foraging properties of ants”. In: *Physica D: nonlinear phenomena* 22.1-3 (1986), pp. 176–186.
- [Den+90] J-L Deneubourg, Serge Aron, Simon Goss, and Jacques M Pasteels. “The self-organizing exploratory pattern of the argentine ant”. In: *Journal of insect behavior* 3.2 (1990), pp. 159–168.
- [DF80] Persi Diaconis and David Freedman. “de Finetti’s theorem for Markov chains”. In: *The Annals of Probability* (1980), pp. 115–130.
- [Dij+59] Edsger W Dijkstra et al. “A note on two problems in connexion with graphs”. In: *Numerische mathematik* 1.1 (1959), pp. 269–271.
- [DPV08] Sanjoy Dasgupta, Christos H Papadimitriou, and Umesh Virkumar Vazirani. *Algorithms*. McGraw-Hill Higher Education New York, 2008.
- [DS01] Marco Dorigo and Thomas Stützle. “An experimental study of the simple ant colony optimization algorithm”. In: *2001 WSES International Conference on Evolutionary Computation (EC’01)*. 2001, pp. 253–258.
- [DSN17] Sanjoy Dasgupta, Charles F Stevens, and Saket Navlakha. “A neural algorithm for a fundamental computing problem”. In: *Science* 358.6364 (2017), pp. 793–796.
- [FK17] Ofer Feinerman and Amos Korman. “Individual versus collective cognition in social insects”. In: *Journal of Experimental Biology* 220.1 (2017), pp. 73–82.
- [For56] Lester R Ford Jr. *Network flow theory*. Tech. rep. Rand Corp Santa Monica Ca, 1956.
- [Fuj+14] Ryusuke Fujisawa, Shigeto Dobata, Ken Sugawara, and Fumitoshi Matsuno. “Designing pheromone communication in swarm robotics: Group foraging behavior mediated by chemical substance”. In: *Swarm Intelligence* 8.3 (2014), pp. 227–246.
- [Gor12] Deborah M Gordon. “The dynamics of foraging trails in the tropical arboreal ant *Cephalotes goniodontus*”. In: *PLoS One* 7.11 (2012), e50472.

- [Gor17] Deborah M Gordon. “Local regulation of trail networks of the arboreal turtle ant, *Cephalotes goniodontus*”. In: *The American Naturalist* 190.6 (2017), E156–E169.
- [Gos+89] Simon Goss, Serge Aron, Jean-Louis Deneubourg, and Jacques Marie Pasteels. “Self-organized shortcuts in the Argentine ant”. In: *Naturwissenschaften* 76.12 (1989), pp. 579–581.
- [HM15] Joshua P Hecker and Melanie E Moses. “Beyond pheromones: evolving error-tolerant, flexible, and scalable ant-inspired robot swarms”. In: *Swarm Intelligence* 9.1 (2015), pp. 43–70.
- [HR55] TE Harris and FS Ross. *Fundamentals of a method for evaluating rail net capacities*. Tech. rep. RAND CORP SANTA MONICA CA, 1955.
- [HWN13] Nicholas Hoff, Robert Wood, and Radhika Nagpal. “Distributed colony-level algorithm switching for robot swarm foraging”. In: *Distributed Autonomous Robotic Systems*. Springer, 2013, pp. 417–430.
- [JRD03] Raphaël Jeanson, Francis LW Ratnieks, and Jean-Louis Deneubourg. “Pheromone trail decay rates on different substrates in the Pharaoh’s ant, *Monomorium pharaonis*”. In: *Physiological Entomology* 28.3 (2003), pp. 192–198.
- [KT06] Jon Kleinberg and Eva Tardos. *Algorithm design*. Pearson Education India, 2006.
- [Kur+09] Daisuke Kurabayashi et al. “Realization of an artificial pheromone system in random data carriers using RFID tags for autonomous navigation”. In: *2009 IEEE international conference on robotics and automation*. IEEE, 2009, pp. 2288–2293.
- [LBH15] Yann LeCun, Yoshua Bengio, and Geoffrey Hinton. “Deep learning”. In: *nature* 521.7553 (2015), pp. 436–444.
- [LSD18] Manuel López-Ibáñez, Thomas Stützle, and Marco Dorigo. *Ant Colony Optimization: A Component-Wise Overview*. 2018.
- [Lun+10] Kyle Lund, Anthony J Manzo, Nadine Dabby, Nicole Michelotti, Alexander Johnson-Buck, Jeanette Nangreave, Steven Taylor, Renjun Pei, Milan N Stojanovic, Nils G Walter, et al. “Molecular robots guided by prescriptive landscapes”. In: *Nature* 465.7295 (2010), pp. 206–210.
- [Lyn96] Nancy A Lynch. *Distributed algorithms*. Elsevier, 1996.
- [MO+07] Tomoyuki Miyaji, Isamu Ohnishi, et al. “Mathematical analysis to an adaptive network of the plasmodium system”. In: *Hokkaido Mathematical Journal* 36.2 (2007), pp. 445–465.
- [MO08] Tomoyuki Miyaji and Isamu Ohnishi. “Physarum can solve the shortest path problem on riemannian surface mathematically rigourously”. In: *International Journal of Pure and Applied Mathematics* 47.3 (2008), pp. 353–369.
- [MSL16] Cameron Musco, Hsin-Hao Su, and Nancy Lynch. “Ant-inspired density estimation via random walks”. In: *Proceedings of the 2016 ACM Symposium on Principles of Distributed Computing*. 2016, pp. 469–478.
- [Na+21] Seongin Na, Yiping Qiu, Ali E Turgut, Jiří Ulrich, Tomáš Krajník, Shigang Yue, Barry Lennox, and Farshad Arvin. “Bio-inspired artificial pheromone system for swarm robotics applications”. In: *Adaptive Behavior* 29.4 (2021), pp. 395–415.
- [NB11] Saket Navlakha and Ziv Bar-Joseph. “Algorithms in nature: the convergence of systems biology and computational thinking”. In: *Molecular systems biology* 7.1 (2011), p. 546.
- [NB14] Saket Navlakha and Ziv Bar-Joseph. “Distributed information processing in biological and computational systems”. In: *Communications of the ACM* 58.1 (2014), pp. 94–102.
- [NW06] Frank Neumann and Carsten Witt. “Runtime analysis of a simple ant colony optimization algorithm”. In: *International Symposium on Algorithms and Computation*. Springer, 2006, pp. 618–627.

- [NYT00] Toshiyuki Nakagaki, Hiroyasu Yamada, and Ágota Tóth. "Maze-solving by an amoeboid organism". In: *Nature* 407.6803 (2000), pp. 470–470.
- [OB07] Keith J O'Hara and Tucker R Balch. "Pervasive sensor-less networks for cooperative multi-robot tasks". In: *Distributed Autonomous Robotic Systems* 6. Springer, 2007, pp. 305–314.
- [Pap+20] Christos H Papadimitriou, Santosh S Vempala, Daniel Mitropolsky, Michael Collins, and Wolfgang Maass. "Brain computation by assemblies of neurons". In: *Proceedings of the National Academy of Sciences* 117.25 (2020), pp. 14464–14472.
- [Pem+07] Robin Pemantle et al. "A survey of random processes with reinforcement". In: *Probability surveys* 4 (2007), pp. 1–79.
- [RAN12] Michael Rubenstein, Christian Ahler, and Radhika Nagpal. "Kilobot: A low cost scalable robot system for collective behaviors". In: *2012 IEEE international conference on robotics and automation*. IEEE. 2012, pp. 3293–3298.
- [Rei+15] Chris R Reid, Matthew J Lutz, Scott Powell, Albert B Kao, Iain D Couzin, and Simon Garnier. "Army ants dynamically adjust living bridges in response to a cost-benefit trade-off". In: *Proceedings of the National Academy of Sciences* 112.49 (2015), pp. 15113–15118.
- [RT02] Tim Roughgarden and Éva Tardos. "How bad is selfish routing?" In: *Journal of the ACM (JACM)* 49.2 (2002), pp. 236–259.
- [Rus99] R Andrew Russell. "Ant trails-an example for robots to follow?" In: *Proceedings 1999 IEEE International Conference on Robotics and Automation (Cat. No. 99CH36288C)*. Vol. 4. IEEE. 1999, pp. 2698–2703.
- [Sch02] Alexander Schrijver. "On the history of the transportation and maximum flow problems". In: *Mathematical programming* 91.3 (2002), pp. 437–445.
- [SDN20] Yang Shen, Sanjoy Dasgupta, and Saket Navlakha. "Habituation as a neural algorithm for online odor discrimination". In: *Proceedings of the National Academy of Sciences* 117.22 (2020), pp. 12402–12410.
- [SH91] T Simon and A Hefetz. "Trail-following responses of *tapinoma simrothi* (formicidae: Dolichoderinae) to pygidial gland extracts". In: *Insectes Sociaux* 38.1 (1991), pp. 17–25.
- [Smo+10] Peter E Smouse, Stefano Focardi, Paul R Moorcroft, John G Kie, James D Forester, and Juan M Morales. "Stochastic modelling of animal movement". In: *Philosophical Transactions of the Royal Society B: Biological Sciences* 365.1550 (2010), pp. 2201–2211.
- [SO97] Angela Stevens and Hans G Othmer. "Aggregation, blowup, and collapse: the ABC's of taxis in reinforced random walks". In: *SIAM Journal on Applied Mathematics* 57.4 (1997), pp. 1044–1081.
- [ST12] Dirk Sudholt and Christian Thyssen. "Running time analysis of ant colony optimization for shortest path problems". In: *Journal of Discrete Algorithms* 10 (2012), pp. 165–180.
- [SV21] Damian Straszak and Nisheeth K Vishnoi. "Iteratively reweighted least squares and slime mold dynamics: connection and convergence". In: *Mathematical Programming* (2021), pp. 1–33.
- [Szy+06] Marc Szymanski, Tobias Breitling, Jörg Seyfried, and Heinz Wörn. "Distributed shortest-path finding by a micro-robot swarm". In: *International Workshop on Ant Colony Optimization and Swarm Intelligence*. Springer. 2006, pp. 404–411.
- [TKN07] Atsushi Tero, Ryo Kobayashi, and Toshiyuki Nakagaki. "A mathematical model for adaptive transport network in path finding by true slime mold". In: *Journal of theoretical biology* 244.4 (2007), pp. 553–564.
- [Val00] Leslie G Valiant. *Circuits of the Mind*. Oxford University Press on Demand, 2000.
- [Val09] Leslie G Valiant. "Evolvability". In: *Journal of the ACM (JACM)* 56.1 (2009), pp. 1–21.
- [War52] John Glen Wardrop. "Some theoretical aspects of road traffic research." In: *Proceedings of the institution of civil engineers* 1.3 (1952), pp. 325–362.

- [WPN14] Justin Werfel, Kirstin Petersen, and Radhika Nagpal. “Designing collective behavior in a termite-inspired robot construction team”. In: *Science* 343.6172 (2014), pp. 754–758.
- [Yan+08] Jinhui Yang, Xiaohu Shi, Maurizio Marchese, and Yanchun Liang. “An ant colony optimization method for generalized TSP problem”. In: *Progress in Natural Science* 18.11 (2008), pp. 1417–1422.

A Proof of Convergence

Here we provide proof for all the results stated in Section 3.1.

A.1 Fixed flow with different leakage on each path (Theorem 1)

Here, we provide a proof of Theorem 1. We restate it below.

Theorem 1. *Consider a graph G consisting of two parallel paths P_1 and P_2 from s to d . Let the flow and the pheromone levels be updated according to the model in Section 2, and let P_1 be the path with the minimum leakage. If (i) the incoming flow values $f_{\vec{s}}(t)$ and $f_{\leftarrow d}(t)$ are non-zero and unchanging with time, and (ii) the initial pheromone level $p_{uv}(0)$ is positive for all edges $(u, v) \in P_1$, then the flow dynamics governed by the linear decision rule converges to a state where all the flow goes through P_1 .*

Let s_1, s_2 be the neighboring vertices of s that belong to paths P_1 and P_2 respectively. Similarly let d_1 and d_2 be the corresponding neighbors for d . Let $f_{\vec{s}}, f_{\leftarrow d} > 0$ be some fixed forward and backward flow values, such that $f_{\vec{s}}(t) = f_{\vec{s}}$ and $f_{\leftarrow d}(t) = f_{\leftarrow d}$ for all t . Define $r_{ss_1}(t) \stackrel{\text{def}}{=} \frac{p_{ss_1}(t)}{p_{ss_2}(t)}$ and $r_{d_1d}(t) \stackrel{\text{def}}{=} \frac{p_{d_1d}(t)}{p_{d_2d}(t)}$ to be the relative pheromone levels at (s, s_1) and (d_1, d) respectively. For notational simplicity, we define $m \stackrel{\text{def}}{=} \text{len}_{P_1}$ and $n \stackrel{\text{def}}{=} \text{len}_{P_2}$ to be the lengths of path P_1 and P_2 , and $L \stackrel{\text{def}}{=} \max(m, n)$. We also define $\alpha \stackrel{\text{def}}{=} 1 - l_{P_1}$ and $\beta \stackrel{\text{def}}{=} 1 - l_{P_2}$.

Our potential function at any time $t \geq L$ is given by the minimum of the relative pheromone levels $r_{ss_1}(t)$ and $r_{d_1d}(t)$ across the last L time steps:

$$r_{\min}(t) \stackrel{\text{def}}{=} \min\{r_{ss_1}(t), r_{ss_1}(t-1), \dots, r_{ss_1}(t-L+1), r_{d_1d}(t), r_{d_1d}(t-1), \dots, r_{d_1d}(t-L+1)\} \quad (12)$$

We divide our proof into 3 steps:

- **Step 1:** In this step, we show that $r_{\min}(t)$ is non-decreasing at every time step and increases by a factor of $\gamma(t)$ every L time steps, for all $t \geq L$. Here, $\gamma(t)$ is some appropriately defined function which is greater than 1 for all $t \geq L$.
- **Step 2:** In this step, we will give a lower bound $\gamma_l > 1$, on $\gamma(t)$, to show that $r_{\min}(t)$ increases sufficiently every L time steps.
- **Step 3:** We will find the rate of convergence based on the rate of increase shown in step 2.

Now, we give proofs for each of these three steps.

Step 1. We will use the following lemma for the proof.

Lemma 1. *For any time $t \geq L$, the following is true,*

$$\frac{f_{\leftarrow d_1d}(t-m+1)}{f_{\leftarrow d_2d}(t-n+1)} \geq \min(r_{d_1d}(t-m+1), r_{d_1d}(t-n+1)) \geq r_{\min}(t).$$

Proof. Under the linear decision rule we know that,

$$f_{d_1d}^{\leftarrow}(t-m+1) = \frac{f_d^{\leftarrow} r_{d_1d}(t-m+1)}{r_{d_1d}(t-m+1)+1} \quad (13)$$

$$f_{d_2d}^{\leftarrow}(t-n+1) = \frac{f_d^{\leftarrow}}{r_{d_1d}(t-n+1)+1} \quad (14)$$

Let $r \stackrel{\text{def}}{=} \min(r_{d_1d}(t-m+1), r_{d_1d}(t-n+1))$, then note that $\frac{r_{d_1d}(t-m+1)}{r_{d_1d}(t-m+1)+1} \geq \frac{r}{r+1}$ and $\frac{1}{r_{d_1d}(t-n+1)+1} \leq \frac{1}{r+1}$. Therefore,

$$\frac{f_{d_1d}^{\leftarrow}(t-m+1)}{f_{d_2d}^{\leftarrow}(t-n+1)} \geq r = \min(r_{d_1d}(t-m+1), r_{d_1d}(t-n+1)) .$$

and from the definition of $r_{\min}(t)$, we know that $\min(r_{d_1d}(t-m+1), r_{d_1d}(t-n+1)) \geq r_{\min}(t)$. \square

Now we show that $r_{\min}(t)$ is non-decreasing at every time step and increases by a factor of $\gamma(t)$ every L time steps, for all $t \geq L$. To show this, we would show that $r_{ss_1}(t+1) \geq r_{\min}(t)\gamma_s(t)$, and $r_{d_1d}(t+1) \geq r_{\min}(t)\gamma_d(t)$. Here, $\gamma_s(t)$ and $\gamma_d(t)$ are appropriately defined functions such that $\gamma_s(t) > 1$ and $\gamma_d(t) > 1$ for all $t \geq L$.

This would give us $r_{\min}(t+L) \geq r_{\min}(t)\gamma(t)$ where $\gamma(t) = \min\{\gamma_s(t+L-1), \gamma_s(t+L-2), \dots, \gamma_s(t), \gamma_d(t+L-1), \gamma_d(t+L-2), \dots, \gamma_d(t)\}$. Below, we give the proof for $r_{ss_1}(t+1) \geq r_{\min}(t)\gamma_s(t)$. The proof for $r_{d_1d}(t+1) \geq r_{\min}(t)\gamma_d(t)$ is similar.

Lemma 2. For all time $t \geq L$, $r_{ss_1}(t+1) \geq r_{\min}(t)\gamma_s(t)$, for some appropriately defined function $\gamma_s(t)$, such that $\gamma_s(t) > 1$ for all $t \geq L$.

Proof. The pheromone levels on edges (s, s_1) and (s, s_2) at time $t+1$ is provided by the following expressions.

$$p_{ss_1}(t+1) = \delta \left(p_{ss_1}(t) + f_{ss_1}^{\rightarrow}(t) + f_{ss_1}^{\leftarrow}(t) \right), \quad p_{ss_2}(t+1) = \delta \left(p_{ss_2}(t) + f_{ss_2}^{\rightarrow}(t) + f_{ss_2}^{\leftarrow}(t) \right) .$$

Therefore, for $t \geq L$, we get

$$\frac{p_{ss_1}(t+1)}{p_{ss_2}(t+1)} = \frac{p_{ss_1}(t) + f_{ss_1}^{\rightarrow}(t) + f_{ss_1}^{\leftarrow}(t)}{p_{ss_2}(t) + f_{ss_2}^{\rightarrow}(t) + f_{ss_2}^{\leftarrow}(t)} \quad (15)$$

$$= \frac{p_{ss_1}(t) + f_{ss_1}^{\rightarrow}(t) + (1-l_{P_1}) f_{d_1d}^{\leftarrow}(t-m+1)}{p_{ss_2}(t) + f_{ss_2}^{\rightarrow}(t) + (1-l_{P_2}) f_{d_2d}^{\leftarrow}(t-n+1)} \quad (16)$$

$$= \frac{p_{ss_1}(t) + f_{ss_1}^{\rightarrow}(t) + \alpha f_{d_1d}^{\leftarrow}(t-m+1)}{p_{ss_2}(t) + f_{ss_2}^{\rightarrow}(t) + \beta f_{d_2d}^{\leftarrow}(t-n+1)} . \quad (17)$$

By the definition of $r_{ss_1}(t)$ and linear decision rule we know that,

$$\frac{p_{ss_1}(t)}{p_{ss_2}(t)} = \frac{f_{ss_1}^{\rightarrow}(t)}{f_{ss_2}^{\rightarrow}(t)} = r_{ss_1}(t) \geq r_{\min}(t) .$$

From Lemma 1, we know that

$$\frac{f_{d_1d}^{\leftarrow}(t-m+1)}{f_{d_2d}^{\leftarrow}(t-n+1)} \geq r_{\min}(t).$$

For $t \geq L$, define

$$a(t) \stackrel{\text{def}}{=} \frac{r_{ss_1}(t)}{r_{\min}(t)}, \quad b(t) \stackrel{\text{def}}{=} \frac{f_{d_1d}^{\leftarrow}(t-m+1)}{f_{d_2d}^{\leftarrow}(t-n+1)} \frac{1}{r_{\min}(t)}. \quad (18)$$

Note that, from the definition of $r_{\min}(t)$ and using Lemma 1, we know that $a(t) \geq 1$ and $b(t) \geq 1$, for all $t \geq L$. Now, we can write

$$\frac{p_{ss_1}(t)}{p_{ss_2}(t)} = \frac{f_{ss_1}^{\rightarrow}(t)}{f_{ss_2}^{\rightarrow}(t)} = a(t)r_{\min}(t), \quad \frac{f_{d_1d}^{\leftarrow}(t-m+1)}{f_{d_2d}^{\leftarrow}(t-n+1)} = b(t)r_{\min}(t) \quad (19)$$

Substituting this in Equation (17), we get

$$\frac{p_{ss_1}(t+1)}{p_{ss_2}(t+1)} = r_{\min}(t) \frac{a(t)p_{ss_2}(t) + a(t)f_{ss_2}^{\rightarrow}(t) + \alpha b(t)f_{d_2d}^{\leftarrow}(t-n+1)}{p_{ss_2}(t) + f_{ss_2}^{\rightarrow}(t) + \beta f_{d_2d}^{\leftarrow}(t-n+1)} \quad (20)$$

$$= r_{\min}(t)\gamma_s(t) \quad (21)$$

where we define

$$\gamma_s(t) \stackrel{\text{def}}{=} \frac{a(t)p_{ss_2}(t) + a(t)f_{ss_2}^{\rightarrow}(t) + \alpha b(t)f_{d_2d}^{\leftarrow}(t-n+1)}{p_{ss_2}(t) + f_{ss_2}^{\rightarrow}(t) + \beta f_{d_2d}^{\leftarrow}(t-n+1)}. \quad (22)$$

Since $a(t) \geq 1$, $b(t) \geq 1$ and $\alpha > \beta$, we get that $\gamma_s(t) > 1$ for all $t \geq L$.

This completes the proof of the Lemma. \square

Step 2. In this step, we will give a lower bound $\gamma_l > 1$, on $\gamma(t)$, to show that $r_{\min}(t)$ increases sufficiently every L time steps. If the pheromone levels on the edges are too high as compared to the flow, it will take more time for the relative pheromone levels to change. We will first show that there exists a time T_1 , such that for $t \geq T_1$, the pheromone levels and flow are comparable. Our lower bound $\gamma_l \leq \gamma(t)$ will hold for all $t \geq T_1$.

Lemma 3. *In the flow dynamics governed by the linear decision rule, the pheromone level on any edge $e = (u, v)$ is always bounded as follows:*

$$p_{uv}(t) \leq \frac{2(f_s^{\rightarrow} + f_d^{\leftarrow})}{1 - \delta},$$

for all

$$t \geq T_1 \stackrel{\text{def}}{=} \max_{(u,v) \in E} \left(\frac{\log \left(\frac{p_{uv}(0)}{f_s^{\rightarrow} + f_d^{\leftarrow}} \right)}{\log \left(\frac{1}{\delta} \right)} \right).$$

Proof. Consider any edge $e = (u, v)$ and time $t > 0$,

$$\begin{aligned} p_{uv}(t) &= \delta(p_{uv}(t-1) + f_{u\rightarrow}^-(t-1) + f_{u\leftarrow}^-(t-1)) \leq \delta(p_{uv}(t-1) + f_s^+ + f_d^+) , \\ &\leq (f_s^+ + f_d^+) \sum_{i=1}^t \delta^i + \delta^t p_{uv}(0) \end{aligned}$$

For $t \geq \frac{\log\left(\frac{p_{uv}(0)}{f_s^+ + f_d^+}\right)}{\log(\frac{1}{\delta})}$, we get

$$p_{uv}(t) \leq \frac{(f_s^+ + f_d^+)}{1 - \delta} + (f_s^+ + f_d^+) \leq \frac{2(f_s^+ + f_d^+)}{1 - \delta}. \quad (23)$$

Since $T_1 \geq \frac{\log\left(\frac{p_{uv}(0)}{f_s^+ + f_d^+}\right)}{\log(\frac{1}{\delta})}$, we get that for $t \geq T_1$,

$$p_{uv}(t) \leq \frac{2(f_s^+ + f_d^+)}{1 - \delta}. \quad (24)$$

□

In Equation (19), we defined $a(t)$ and $b(t)$ such that

$$\frac{p_{ss_1}(t)}{p_{ss_2}(t)} = \frac{f_{ss_1}^-(t)}{f_{ss_2}^-(t)} = a(t)r_{min}(t), \quad \frac{f_{d_1d}^-(t-m+1)}{f_{d_2d}^-(t-n+1)} = b(t)r_{min}(t)$$

Similarly, for $t \geq L$, we define $c(t) \stackrel{\text{def}}{=} \frac{r_{d_1d}(t-n+1)}{r_{min}(t)}$. From the definition of $r_{min}(t)$, we know that $c(t) \geq 1$ for all $t \geq L$. We will show an upper bound on $c(t)$ in terms of $b(t)$ which will be useful later.

Lemma 4. For all $t \geq L$, $1 + c(t)r_{min}(t) \leq b(t)(1 + r_{min}(t))$.

Proof. We know

$$r_{d_1d}(t-n+1) = \frac{\bar{p}_{d_1d}^-(t-n+1)}{\bar{p}_{d_2d}^-(t-n+1)} = c(t)r_{min}(t) \quad (25)$$

which gives

$$\frac{1 - \bar{p}_{d_2d}^-(t-n+1)}{\bar{p}_{d_2d}^-(t-n+1)} = c(t)r_{min}(t) \quad (26)$$

which gives $\frac{1}{\bar{p}_{d_2d}^-(t-n+1)} = 1 + c(t)r_{min}(t)$. We also know

$$\frac{\bar{p}_{d_1d}^-(t-m+1)}{\bar{p}_{d_2d}^-(t-n+1)} = b(t)r_{min}(t). \quad (27)$$

Substituting $\frac{1}{\bar{p}_{d_2d}^{\leftarrow}(t-n+1)} = 1 + c(t)r_{\min}(t)$, we get

$$\bar{p}_{d_1d}^{\leftarrow}(t-m+1) = \frac{b(t)r_{\min}(t)}{1 + c(t)r_{\min}(t)}. \quad (28)$$

Finally, from the definition of $r_{\min}(t)$, we know

$$\frac{\bar{p}_{d_1d}^{\leftarrow}(t-m+1)}{\bar{p}_{d_2d}^{\leftarrow}(t-m+1)} = r_{d_1d}(t-m+1) \geq r_{\min}(t). \quad (29)$$

Since $\bar{p}_{d_2d}^{\leftarrow}(t-m+1) = 1 - \bar{p}_{d_1d}^{\leftarrow}(t-m+1)$, this gives

$$\bar{p}_{d_1d}^{\leftarrow}(t-m+1) \geq \frac{r_{\min}(t)}{r_{\min}(t) + 1}. \quad (30)$$

Substituting the value $\bar{p}_{d_1d}^{\leftarrow}(t-m+1) = \frac{b(t)r_{\min}(t)}{1 + c(t)r_{\min}(t)}$, we get

$$\frac{b(t)r_{\min}(t)}{1 + c(t)r_{\min}(t)} \geq \frac{r_{\min}(t)}{r_{\min}(t) + 1}. \quad (31)$$

which implies

$$b(t)(1 + r_{\min}(t)) \geq 1 + c(t)r_{\min}(t). \quad (32)$$

This finishes the proof of the Lemma. \square

Now, we come to the main part of step 2 where we show $\gamma(t) > \gamma_l$ for all $t \geq T_1 + L$, for some $\gamma_l > 1$. From step 1, we know that $\gamma(t) = \min\{\gamma_s(t+L-1), \gamma_s(t+L-2), \dots, \gamma_s(t), \gamma_d(t+L-1), \gamma_d(t+L-2), \dots, \gamma_d(t)\}$. Therefore if we show that $\gamma_s(t) \geq \gamma_{s_l}$ and $\gamma_d(t) \geq \gamma_{d_l}$ for all $t \geq T_1 + L$, for some $\gamma_{s_l}, \gamma_{d_l} > 1$, we can set $\gamma_l = \min(\gamma_{s_l}, \gamma_{d_l})$, and we will be done.

Below we will prove $\gamma_s(t) \geq \gamma_{s_l}$. The proof for $\gamma_d(t) \geq \gamma_{d_l}$ is similar.

Lemma 5. For all time $t \geq L + T_1$, $r_{ss_1}(t+1) \geq r_{\min}(t)\gamma_s(t)$ where $\gamma_s(t) \geq \gamma_{s_l}$ for some fixed constant $\gamma_{s_l} > 1$.

Proof. From Lemma 2, we know that

$$\frac{p_{ss_1}(t+1)}{p_{ss_2}(t+1)} = r_{\min}(t)\gamma_s(t) \quad (33)$$

where

$$\gamma_s(t) \stackrel{\text{def}}{=} \frac{a(t)p_{ss_2}(t) + a(t)f_{ss_2}^{\rightarrow}(t) + \alpha b(t)f_{d_2d}^{\leftarrow}(t-n+1)}{p_{ss_2}(t) + f_{ss_2}^{\rightarrow}(t) + \beta f_{d_2d}^{\leftarrow}(t-n+1)}.$$

We want to show that $\gamma_s(t) \geq \gamma_{s_l}$ for some fixed constant $\gamma_{s_l} > 1$. Using $a(t) \geq 1$ and $b(t) \geq 1$, we get

$$\gamma_s(t) \geq \frac{p_{ss_2}(t) + f_{ss_2}^{\rightarrow}(t) + b(t)\alpha f_{d_2d}^{\leftarrow}(t-n+1)}{p_{ss_2}(t) + f_{ss_2}^{\rightarrow}(t) + b(t)\beta f_{d_2d}^{\leftarrow}(t-n+1)} \quad (34)$$

$$= 1 + \frac{\alpha - \beta}{\frac{p_{ss_2}(t)}{b(t)f_{d_2d}^{\leftarrow}(t-n+1)} + \frac{f_{ss_2}^{\rightarrow}(t)}{b(t)f_{d_2d}^{\leftarrow}(t-n+1)} + \beta} \quad (35)$$

Now, to lower bound $\gamma_s(t)$, we need to upper bound $\frac{p_{ss_2}(t)}{b(t)f_{d_2d}^{\leftarrow}(t-n+1)}$ and $\frac{f_{ss_2}^{\rightarrow}(t)}{b(t)f_{d_2d}^{\leftarrow}(t-n+1)}$. Using the definition of normalized pheromone level, we can write

$$\frac{p_{ss_2}(t)}{b(t)f_{d_2d}^{\leftarrow}(t-n+1)} = \left(\frac{p_{ss_1}(t) + p_{ss_2}(t)}{f_d^{\leftarrow}} \right) \left(\frac{\bar{p}_{ss_2}^{\rightarrow}(t)}{b(t)\bar{p}_{d_2d}^{\leftarrow}(t-n+1)} \right) \quad (36)$$

$$\leq \left(\frac{4(f_s^{\rightarrow} + f_d^{\leftarrow})}{f_d^{\leftarrow}(1-\delta)} \right) \left(\frac{\bar{p}_{ss_2}^{\rightarrow}(t)}{b(t)\bar{p}_{d_2d}^{\leftarrow}(t-n+1)} \right) \quad (37)$$

where we used the upper bound for pheromone level shown in Lemma 3. Similarly, we can write

$$\frac{f_{ss_2}^{\rightarrow}(t)}{b(t)f_{d_2d}^{\leftarrow}(t-n+1)} = \left(\frac{f_s^{\rightarrow}}{f_d^{\leftarrow}} \right) \left(\frac{\bar{p}_{ss_2}^{\rightarrow}(t)}{b(t)\bar{p}_{d_2d}^{\leftarrow}(t-n+1)} \right). \quad (38)$$

Combining Equation (37) and Equation (38), we get

$$\frac{p_{ss_2}(t)}{b(t)f_{d_2d}^{\leftarrow}(t-n+1)} + \frac{f_{ss_2}^{\rightarrow}(t)}{b(t)f_{d_2d}^{\leftarrow}(t-n+1)} \leq \left(\frac{4(f_s^{\rightarrow} + f_d^{\leftarrow})}{f_d^{\leftarrow}(1-\delta)} + \frac{f_s^{\rightarrow}}{f_d^{\leftarrow}} \right) \left(\frac{\bar{p}_{ss_2}^{\rightarrow}(t)}{b(t)\bar{p}_{d_2d}^{\leftarrow}(t-n+1)} \right) \quad (39)$$

$$\leq \left(\frac{5(f_s^{\rightarrow} + f_d^{\leftarrow})}{f_d^{\leftarrow}(1-\delta)} \right) \left(\frac{\bar{p}_{ss_2}^{\rightarrow}(t)}{b(t)\bar{p}_{d_2d}^{\leftarrow}(t-n+1)} \right) \quad (40)$$

$$= C_{f_s^{\rightarrow}, f_d^{\leftarrow}, \delta} \left(\frac{\bar{p}_{ss_2}^{\rightarrow}(t)}{b(t)\bar{p}_{d_2d}^{\leftarrow}(t-n+1)} \right) \quad (41)$$

where we define $C_{f_s^{\rightarrow}, f_d^{\leftarrow}, \delta} \stackrel{\text{def}}{=} \left(\frac{5(f_s^{\rightarrow} + f_d^{\leftarrow})}{f_d^{\leftarrow}(1-\delta)} \right)$. Now, we upper bound $\frac{\bar{p}_{ss_2}^{\rightarrow}(t)}{b(t)\bar{p}_{d_2d}^{\leftarrow}(t-n+1)}$. From the definition of normalized pheromone level, we get

$$\frac{\bar{p}_{ss_2}^{\rightarrow}(t)}{b(t)\bar{p}_{d_2d}^{\leftarrow}(t-n+1)} = \frac{1}{b(t)} \left(\frac{1 + r_{d_1d}(t-n+1)}{1 + r_{ss_1}(t)} \right)$$

We know $r_{d_1d}(t-n+1) = c(t)r_{\min}(t)$ where $c(t) \geq 1$, and we earlier defined $r_{ss_1}(t) = a(t)r_{\min}$ where $a(t) \geq 1$. This gives us

$$\begin{aligned} \frac{\bar{p}_{ss_2}^{\rightarrow}(t)}{b(t)\bar{p}_{d_2d}^{\leftarrow}(t-n+1)} &= \frac{1}{b(t)} \left(\frac{1 + c(t)r_{\min}(t)}{1 + a(t)r_{\min}(t)} \right) \\ &\leq \frac{1}{b(t)} \left(\frac{1 + c(t)r_{\min}(t)}{1 + r_{\min}(t)} \right) \end{aligned}$$

In Lemma 4, we show that $(1 + c(t)r_{\min}(t)) \leq b(t)(1 + r_{\min}(t))$, which gives us

$$\frac{\bar{p}_{ss_2}^{\rightarrow}(t)}{b(t)\bar{p}_{d_2d}^{\leftarrow}(t-n+1)} \leq 1$$

Substituting this in Equation (41), we get

$$\frac{p_{ss_2}(t)}{b(t)f_{d_2d}^{\leftarrow}(t-n+1)} + \frac{f_{ss_2}^{\rightarrow}(t)}{b(t)f_{d_2d}^{\leftarrow}(t-n+1)} \leq C_{f_s^{\rightarrow}, f_d^{\leftarrow}, \delta} \quad (42)$$

Substituting this in Equation (35), we get

$$\gamma_s(t) \geq 1 + \frac{\alpha - \beta}{C_{f_s^{\rightarrow}, f_d^{\leftarrow}, \delta} + \beta} \quad (43)$$

Define $\gamma_{s_l} \stackrel{\text{def}}{=} 1 + \frac{\alpha - \beta}{C_{f_s^{\rightarrow}, f_d^{\leftarrow}, \delta} + \beta}$. Since $\gamma_{s_l} > 1$, this completes the proof of the lemma. \square

Using a very similar proof, we can bound $\gamma_d(t)$ by γ_{d_l} . Finally, setting $\gamma_l = \min(\gamma_{s_l}, \gamma_{d_l})$, we will get a lower bound $\gamma_l > 1$ on $\gamma(t)$, for all $t \geq T + L$. This finishes the proof for step 2.

Step 3. In step 1, we show that $r_{\min}(t)$ is non-decreasing for $t \geq L$, therefore $r_{\min}(L + T_1) \geq r_{\min}(L)$. And from step 2, we know that $r_{\min}(t)$ increases at least by a factor of γ_l every L time steps, for all $t \geq L + T_1$. This gives us $r_{\min}(t) \geq r_{\min}(L)\gamma_l^{\lfloor \frac{t-L-T_1}{L} \rfloor}$. Let $T_2 = L \frac{\log\left(\frac{2}{\epsilon r_{\min}(L)}\right)}{\log(\gamma_l)}$. For $t \geq L + T_1 + T_2$ time steps, we would get that $r_{\min} \geq \frac{2}{\epsilon}$, which implies $\bar{p}_{ss_1}^{\rightarrow}(t) \geq 1 - \epsilon$ and $\bar{p}_{d_1d}^{\leftarrow}(t) \geq 1 - \epsilon$. Since the pheromone level on all edges on P_1 is always non-zero, we trivially know that $\bar{p}_{uv}^{\rightarrow}(t) = 1$ for $(u, v) \in P_1 \setminus (s, s_1)$ and $\bar{p}_{uv}^{\leftarrow}(t) = 1$ for $(u, v) \in P_1 \setminus (d_1, d)$. This gives us that for $t \geq L + T_1 + T_2$, normalized pheromone level on all edges on P_1 are at least $1 - \epsilon$, where

$$T_1 = \max_{(u,v) \in E} \left(\frac{\log\left(\frac{p_{uv}(0)}{f_s^{\rightarrow} + f_d^{\leftarrow}}\right)}{\log\left(\frac{1}{\delta}\right)} \right)$$

$$T_2 = L \frac{\log\left(\frac{2}{\epsilon r_{\min}(L)}\right)}{\log(\gamma_l)}$$

This completes the proof of Theorem 1.

A.2 Increasing flow with no leakage on both paths (Theorem 2)

Here, we provide a proof of Theorem 2. We restate it below.

Theorem 2. Consider a graph G consisting of two parallel paths P_1 and P_2 from s to d . Let the flow and the pheromone levels be updated according to the model in Section 2, and let P_1 be the shorter path. If (i) the initial pheromone level $p_{uv}(0)$ is positive for all edges $(u, v) \in P_1$, (ii) leakage $l_{P_1} = l_{P_2} = 0$, and (iii) the incoming flows increase as follows:

1. **Multiplicative increase:** $f_s^{\rightarrow}(t) = \alpha^t f_s^{\rightarrow}(0)$ and $f_d^{\rightarrow}(t) = \alpha^t f_d^{\rightarrow}(0)$, for any $\alpha > 1$, or
2. **Additive increase:** $f_s^{\rightarrow}(t) = f_s^{\rightarrow}(0) + \alpha t$ and $f_d^{\rightarrow}(t) = f_d^{\rightarrow}(0) + \alpha t$, for any $\alpha > 0$,

then the flow dynamics governed by the linear decision rule converges to a state where all the flow goes through P_1 .

Let s_1, s_2 be the neighboring vertices of s that belong to paths P_1 and P_2 respectively. Similarly let d_1 and d_2 be the corresponding neighbors for d . Define $r_{ss_1}(t) \stackrel{\text{def}}{=} \frac{p_{ss_1}(t)}{p_{ss_2}(t)}$ and $r_{d_1d}(t) \stackrel{\text{def}}{=} \frac{p_{d_1d}(t)}{p_{d_2d}(t)}$ to be the relative pheromone levels at (s, s_1) and (d_1, d) respectively. For notational simplicity, we define $m \stackrel{\text{def}}{=} \text{len}_{P_1}$ and $n \stackrel{\text{def}}{=} \text{len}_{P_2}$ to be the lengths of path P_1 and P_2 , and $L \stackrel{\text{def}}{=} \max(m, n)$.

Our potential function at any time $t \geq L$ is given by the minimum of the relative pheromone levels $r_{ss_1}(t)$ and $r_{d_1d}(t)$ across the last L time steps:

$$r_{\min}(t) \stackrel{\text{def}}{=} \min\{r_{ss_1}(t), r_{ss_1}(t-1), \dots, r_{ss_1}(t-L+1), r_{d_1d}(t), r_{d_1d}(t-1), \dots, r_{d_1d}(t-L+1)\} \quad (44)$$

The proof is similar to the proof for the case of leakage with constant flow. We divide our proof into 3 steps:

- **Step 1:** In this step, we show that $r_{\min}(t)$ is non-decreasing at every time step and increases by a factor of $\gamma(t)$ every L time steps, for all $t \geq L$. Here, $\gamma(t)$ is some appropriately defined function which is greater than 1 for all $t \geq L$.
- **Step 2:** In this step, we will lower bound $\gamma(t)$ to show that $r_{\min}(t)$ increases sufficiently every L time steps.
- **Step 3:** We will find the rate of convergence based on the rate of increase shown in step 2.

Now, we give proofs for each of these three steps.

Step 1. We will use the following lemma for the proof.

Lemma 6. *For any time $t \geq L$, the following is true,*

$$\frac{\bar{p}_{d_1d}^{\leftarrow}(t-m+1)}{\bar{p}_{d_2d}^{\leftarrow}(t-n+1)} \geq \min(r_{d_1d}(t-m+1), r_{d_1d}(t-n+1)) \geq r_{\min}(t).$$

Proof. Under the linear decision rule we know that,

$$\bar{p}_{d_1d}^{\leftarrow}(t-m+1) = \frac{r_{d_1d}(t-m+1)}{r_{d_1d}(t-m+1) + 1} \quad (45)$$

$$\bar{p}_{d_2d}^{\leftarrow}(t-n+1) = \frac{1}{r_{d_1d}(t-n+1) + 1} \quad (46)$$

$$(47)$$

Let $r \stackrel{\text{def}}{=} \min(r_{d_1d}(t-m+1), r_{d_1d}(t-n+1))$, then note that $\frac{r_{d_1d}(t-m+1)}{r_{d_1d}(t-m+1)+1} \geq \frac{r}{r+1}$ and $\frac{1}{r_{d_1d}(t-n+1)+1} \leq \frac{1}{r+1}$. Therefore,

$$\frac{\bar{p}_{d_1d}^{\leftarrow}(t-m+1)}{\bar{p}_{d_2d}^{\leftarrow}(t-n+1)} \geq r = \min(r_{d_1d}(t-m+1), r_{d_1d}(t-n+1)).$$

and from the definition of $r_{\min}(t)$, we know that $\min(r_{d_1d}(t-m+1), r_{d_1d}(t-n+1)) \geq r_{\min}(t)$. \square

Now we show that $r_{\min}(t)$ is non-decreasing at every time step and increases by a factor of $\gamma(t)$ every L time steps, for all $t \geq L$. To show this, we would show that $r_{ss_1}(t+1) \geq r_{\min}(t)\gamma_s(t)$, and $r_{d_1d}(t+1) \geq r_{\min}(t)\gamma_d(t)$. Here, $\gamma_s(t)$ and $\gamma_d(t)$ are appropriately defined functions such that $\gamma_s(t) > 1$ and $\gamma_d(t) > 1$ for all $t \geq L$.

This would give us $r_{\min}(t+L) \geq r_{\min}(t)\gamma(t)$ where $\gamma(t) = \min\{\gamma_s(t+L-1), \gamma_s(t+L-2), \dots, \gamma_s(t), \gamma_d(t+L-1), \gamma_d(t+L-2), \dots, \gamma_d(t)\}$. Below, we give the proof for $r_{ss_1}(t+1) \geq r_{\min}(t)\gamma_s(t)$. The proof for $r_{d_1d}(t+1) \geq r_{\min}(t)\gamma_d(t)$ is similar.

Lemma 7. *For all time $t \geq L$, $r_{ss_1}(t+1) \geq r_{\min}(t)\gamma_s(t)$, for some appropriately defined function $\gamma_s(t)$, such that $\gamma_s(t) > 1$ for all $t \geq L$.*

Proof. The pheromone levels on edges (s, s_1) and (s, s_2) at time $t+1$ is provided by the following expressions.

$$p_{ss_1}(t+1) = \delta \left(p_{ss_1}(t) + f_{ss_1}^{\rightarrow}(t) + f_{ss_1}^{\leftarrow}(t) \right) \quad p_{ss_2}(t+1) = \delta \left(p_{ss_2}(t) + f_{ss_2}^{\rightarrow}(t) + f_{ss_2}^{\leftarrow}(t) \right).$$

Therefore, for $t \geq L$, we get

$$\frac{p_{ss_1}(t+1)}{p_{ss_2}(t+1)} = \frac{p_{ss_1}(t) + f_{ss_1}^{\rightarrow}(t) + f_{ss_1}^{\leftarrow}(t)}{p_{ss_2}(t) + f_{ss_2}^{\rightarrow}(t) + f_{ss_2}^{\leftarrow}(t)} \quad (48)$$

$$= \frac{p_{ss_1}(t) + f_{ss_1}^{\rightarrow}(t) + (1-l_{P_1}) f_{d_1d}^{\leftarrow}(t-m+1)}{p_{ss_2}(t) + f_{ss_2}^{\rightarrow}(t) + (1-l_{P_2}) f_{d_2d}^{\leftarrow}(t-n+1)} \quad (49)$$

$$= \frac{p_{ss_1}(t) + f_{ss_1}^{\rightarrow}(t) + f_{d_1d}^{\leftarrow}(t-m+1)}{p_{ss_2}(t) + f_{ss_2}^{\rightarrow}(t) + f_{d_2d}^{\leftarrow}(t-n+1)} \quad (50)$$

$$= \frac{p_{ss_1}(t) + f_{ss_1}^{\rightarrow}(t) + f_d^{\leftarrow}(t-m+1) \bar{p}_{d_1d}^{\leftarrow}(t-m+1)}{p_{ss_2}(t) + f_{ss_2}^{\rightarrow}(t) + f_d^{\leftarrow}(t-n+1) \bar{p}_{d_2d}^{\leftarrow}(t-n+1)}. \quad (51)$$

where we used $l_{P_1} = l_{P_2} = 0$ in Equation (50) and express the flow in terms of normalized pheromone level in Equation (51). By the definition of $r_{ss_1}(t)$ and linear decision rule we know that,

$$\frac{p_{ss_1}(t)}{p_{ss_2}(t)} = \frac{f_{ss_1}^{\rightarrow}(t)}{f_{ss_2}^{\rightarrow}(t)} = r_{ss_1}(t) \geq r_{\min}(t).$$

From Lemma 6, we know that

$$\frac{\bar{p}_{d_1d}^{\leftarrow}(t-m+1)}{\bar{p}_{d_2d}^{\leftarrow}(t-n+1)} \geq r_{\min}(t).$$

For $t \geq L$, define

$$a(t) \stackrel{\text{def}}{=} \frac{r_{ss_1}(t)}{r_{\min}(t)}, \quad b(t) \stackrel{\text{def}}{=} \frac{\bar{p}_{d_1d}^{\leftarrow}(t-m+1)}{\bar{p}_{d_2d}^{\leftarrow}(t-n+1)} \frac{1}{r_{\min}(t)}. \quad (52)$$

Note that, from the definition of $r_{\min}(t)$ and using Lemma 6, we know that $a(t) \geq 1$ and $b(t) \geq 1$, for all $t \geq L$. Now, we can write

$$\frac{p_{ss_1}(t)}{p_{ss_2}(t)} = \frac{f_{ss_1}^{\rightarrow}(t)}{f_{ss_2}^{\rightarrow}(t)} = a(t)r_{\min}(t), \quad \frac{\bar{p}_{d_1d}^{\leftarrow}(t-m+1)}{\bar{p}_{d_2d}^{\leftarrow}(t-n+1)} = b(t)r_{\min}(t) \quad (53)$$

Substituting this in Equation (51), we get

$$\frac{p_{ss_1}(t+1)}{p_{ss_2}(t+1)} = r_{\min}(t) \frac{a(t)p_{ss_2}(t) + a(t)f_{ss_2}^{\rightarrow}(t) + b(t)f_d^{\leftarrow}(t-m+1)\bar{p}_{d_2d}^{\leftarrow}(t-n+1)}{p_{ss_2}(t) + f_{ss_2}^{\rightarrow}(t) + f_d^{\leftarrow}(t-n+1)\bar{p}_{d_2d}^{\leftarrow}(t-n+1)} \quad (54)$$

$$= r_{\min}(t)\gamma_s(t) \quad (55)$$

where we define

$$\gamma_s(t) \stackrel{\text{def}}{=} \frac{a(t)p_{ss_2}(t) + a(t)f_{ss_2}^{\rightarrow}(t) + b(t)f_d^{\leftarrow}(t-m+1)\bar{p}_{d_2d}^{\leftarrow}(t-n+1)}{p_{ss_2}(t) + f_{ss_2}^{\rightarrow}(t) + f_d^{\leftarrow}(t-n+1)\bar{p}_{d_2d}^{\leftarrow}(t-n+1)}. \quad (56)$$

Since the flow is increasing with time, $f_d^{\leftarrow}(t-m+1) > f_d^{\leftarrow}(t-n+1)$, as $n > m$. Also, $a(t) \geq 1$, $b(t) \geq 1$. Therefore, we get that $\gamma_s(t) > 1$ for all $t \geq L$.

This completes the proof of the Lemma. \square

Step 2. In this step, we will lower bound $\gamma(t)$ to show that $r_{\min}(t)$ increases sufficiently every L time steps.

For the multiplicative increase case, we will show that $\gamma(t) \geq \left(1 + \frac{c_1}{\alpha^{\text{len} p_2}}\right)$ for some constant $c_1 > 0$. For the additive increase case, we will show that $\gamma(t) \geq \left(1 + \frac{c_2}{t}\right)$ for some constant $c_2 > 0$. If the pheromone levels on the edges are too high as compared to the flow, it will take more time for the relative pheromone levels to change. So we will first show that there exists a time T_1 , such that for $t \geq T_1$, the pheromone levels and flow are comparable. Our lower bounds for $\gamma(t)$ will hold for all $t \geq T_1$.

Lemma 8. *In the flow dynamics governed by the linear decision rule, the pheromone level on any edge $e = (u, v)$ is always bounded as follows:*

$$p_{uv}(t) \leq \frac{2(f_s^{\rightarrow}(t) + f_d^{\leftarrow}(t))}{1 - \delta}.$$

for all

$$t \geq T_1 \stackrel{\text{def}}{=} \max_{(u,v) \in E} \left(\frac{\log \left(\frac{p_{uv}(0)}{f_s^{\rightarrow}(0) + f_d^{\leftarrow}(0)} \right)}{\log \left(\frac{1}{\delta} \right)} \right)$$

Proof. Consider any edge $e = (u, v)$ and time $t > 0$,

$$\begin{aligned} p_{uv}(t) &= \delta(p_{uv}(t-1) + f_{uv}^{\rightarrow}(t-1) + f_{uv}^{\leftarrow}(t-1)) \leq \delta \left(p_{uv}(t-1) + f_s^{\rightarrow}(t-1) + f_d^{\leftarrow}(t-1) \right), \\ &\leq \sum_{i=1}^t \delta^i (f_s^{\rightarrow}(i-1) + f_d^{\leftarrow}(i-1)) + \delta^t p_{uv}(0) \\ &\leq (f_s^{\rightarrow}(t) + f_d^{\leftarrow}(t)) \sum_{i=1}^t \delta^i + \delta^t p_{uv}(0) \end{aligned}$$

where we used that $f_s^{\rightarrow}(t)$ and $f_d^{\leftarrow}(t)$ are monotonically increasing in the last inequality. For $t \geq$

$\frac{\log \left(\frac{p_{uv}(0)}{f_s^{\rightarrow}(0) + f_d^{\leftarrow}(0)} \right)}{\log \left(\frac{1}{\delta} \right)}$, we get

$$p_{uv}(t) \leq \frac{(f_s^{\rightarrow}(t) + f_d^{\leftarrow}(t))}{1 - \delta} + (f_s^{\rightarrow}(0) + f_d^{\leftarrow}(0)) \leq \frac{2(f_s^{\rightarrow}(t) + f_d^{\leftarrow}(t))}{1 - \delta}. \quad (57)$$

where we used that $f_s^\rightarrow(t)$ and $f_d^\leftarrow(t)$ are monotonically increasing. Since $T_1 \geq \frac{\log\left(\frac{p_{uv}(0)}{f_s^\rightarrow(0)+f_d^\leftarrow(0)}\right)}{\log(\frac{1}{\delta})}$, we get that for $t \geq T_1$,

$$p_{uv}(t) \leq \frac{2(f_s^\rightarrow(t) + f_d^\leftarrow(t))}{1 - \delta}. \quad (58)$$

□

In Equation (53), we defined $a(t)$ and $b(t)$ such that

$$\frac{p_{ss_1}(t)}{p_{ss_2}(t)} = \frac{f_{ss_1}^\rightarrow(t)}{f_{ss_2}^\rightarrow(t)} = a(t)r_{\min}(t), \quad \frac{\bar{p}_{d_1d}^\leftarrow(t-m+1)}{\bar{p}_{d_2d}^\leftarrow(t-n+1)} = b(t)r_{\min}(t)$$

Similarly, for $t \geq L$, we define $c(t) \stackrel{\text{def}}{=} \frac{r_{d_1d}(t-n+1)}{r_{\min}(t)}$. From the definition of $r_{\min}(t)$, we know that $c(t) \geq 1$ for all $t \geq L$. We will show a relationship between $b(t)$ and $c(t)$ which will be useful later.

Lemma 9. For all $t \geq L$, $1 + c(t)r_{\min}(t) \leq b(t)(1 + r_{\min}(t))$.

Proof. We know

$$r_{d_1d}(t-n+1) = \frac{\bar{p}_{d_1d}^\leftarrow(t-n+1)}{\bar{p}_{d_2d}^\leftarrow(t-n+1)} = c(t)r_{\min}(t) \quad (59)$$

which gives

$$\frac{1 - \bar{p}_{d_2d}^\leftarrow(t-n+1)}{\bar{p}_{d_2d}^\leftarrow(t-n+1)} = c(t)r_{\min}(t) \quad (60)$$

which gives $\frac{1}{\bar{p}_{d_2d}^\leftarrow(t-n+1)} = 1 + c(t)r_{\min}(t)$. We also know

$$\frac{\bar{p}_{d_1d}^\leftarrow(t-m+1)}{\bar{p}_{d_2d}^\leftarrow(t-n+1)} = b(t)r_{\min}(t). \quad (61)$$

Substituting $\frac{1}{\bar{p}_{d_2d}^\leftarrow(t-n+1)} = 1 + c(t)r_{\min}(t)$, we get

$$\bar{p}_{d_1d}^\leftarrow(t-m+1) = \frac{b(t)r_{\min}(t)}{1 + c(t)r_{\min}(t)}. \quad (62)$$

Finally, from the definition of $r_{\min}(t)$, we know

$$\frac{\bar{p}_{d_1d}^\leftarrow(t-m+1)}{\bar{p}_{d_2d}^\leftarrow(t-m+1)} = r_{d_1d}(t-m+1) \geq r_{\min}(t). \quad (63)$$

Since $\bar{p}_{d_2d}^\leftarrow(t-m+1) = 1 - \bar{p}_{d_1d}^\leftarrow(t-m+1)$, this gives

$$\bar{p}_{d_1d}^\leftarrow(t-m+1) \geq \frac{r_{\min}(t)}{r_{\min}(t) + 1}. \quad (64)$$

Substituting the value $\bar{p}_{d_1d}^{\leftarrow}(t-m+1) = \frac{b(t)r_{\min}(t)}{1+c(t)r_{\min}(t)}$, we get

$$\frac{b(t)r_{\min}(t)}{1+c(t)r_{\min}(t)} \geq \frac{r_{\min}(t)}{r_{\min}(t)+1}. \quad (65)$$

which implies

$$b(t)(1+r_{\min}(t)) \geq 1+c(t)r_{\min}(t). \quad (66)$$

This finishes the proof of the Lemma. □

Now, we come to the main part of step 2 where we lower bound $\gamma(t)$ for all $t \geq T_1 + L$. From step 1, we know that $\gamma(t) = \min\{\gamma_s(t+L-1), \gamma_s(t+L-2), \dots, \gamma_s(t), \gamma_d(t+L-1), \gamma_d(t+L-2), \dots, \gamma_d(t)\}$. Therefore, to lower bound $\gamma(t)$, we need to lower bound $\gamma_s(t)$ and $\gamma_d(t)$.

Below we will prove a lower bound for $\gamma_s(t)$.

Lemma 10. For all time $t \geq L + T_1$, $r_{ss_1}(t+1) \geq r_{\min}(t)\gamma_s(t)$ where

$$\gamma_s(t) \geq 1 + \frac{(1-\delta) \left(f_d^{\leftarrow}(t-m+1) - f_d^{\leftarrow}(t-n+1) \right)}{6(f_s^{\rightarrow}(t) + f_d^{\leftarrow}(t))}$$

Proof. From Lemma 7, we know that

$$\frac{p_{ss_1}(t+1)}{p_{ss_2}(t+1)} = r_{\min}(t)\gamma_s(t) \quad (67)$$

where

$$\gamma_s(t) \stackrel{\text{def}}{=} \frac{a(t)p_{ss_2}(t) + a(t)f_{ss_2}^{\rightarrow}(t) + b(t) f_d^{\leftarrow}(t-m+1)\bar{p}_{d_2d}^{\leftarrow}(t-n+1)}{p_{ss_2}(t) + f_{ss_2}^{\rightarrow}(t) + f_d^{\leftarrow}(t-n+1)\bar{p}_{d_2d}^{\leftarrow}(t-n+1)}$$

Using $a(t) \geq 1$ and $b(t) \geq 1$, we get

$$\gamma_s(t) \geq \frac{p_{ss_2}(t) + f_{ss_2}^{\rightarrow}(t) + b(t) f_d^{\leftarrow}(t-m+1)\bar{p}_{d_2d}^{\leftarrow}(t-n+1)}{a(t)p_{ss_2}(t) + a(t)f_{ss_2}^{\rightarrow}(t) + b(t)f_d^{\leftarrow}(t-n+1)\bar{p}_{d_2d}^{\leftarrow}(t-n+1)} \quad (68)$$

$$= 1 + \frac{f_d^{\leftarrow}(t-m+1) - f_d^{\leftarrow}(t-n+1)}{\frac{p_{ss_2}(t)}{b(t)\bar{p}_{d_2d}^{\leftarrow}(t-n+1)} + \frac{f_{ss_2}^{\rightarrow}(t)}{b(t)\bar{p}_{d_2d}^{\leftarrow}(t-n+1)} + f_d^{\leftarrow}(t-n+1)} \quad (69)$$

Now, to lower bound $\gamma_s(t)$, we need to upper bound $\frac{p_{ss_2}(t)}{b(t)\bar{p}_{d_2d}^{\leftarrow}(t-n+1)}$ and $\frac{f_{ss_2}^{\rightarrow}(t)}{b(t)\bar{p}_{d_2d}^{\leftarrow}(t-n+1)}$. Using the definition of normalized pheromone level, we can write

$$\frac{p_{ss_2}(t)}{b(t)\bar{p}_{d_2d}^{\leftarrow}(t-n+1)} = (p_{ss_1}(t) + p_{ss_2}(t)) \left(\frac{\bar{p}_{ss_2}^{\rightarrow}(t)}{b(t)\bar{p}_{d_2d}^{\leftarrow}(t-n+1)} \right) \quad (70)$$

$$\leq \left(\frac{4(f_s^{\rightarrow}(t) + f_d^{\leftarrow}(t))}{1-\delta} \right) \left(\frac{\bar{p}_{ss_2}^{\rightarrow}(t)}{b(t)\bar{p}_{d_2d}^{\leftarrow}(t-n+1)} \right) \quad (71)$$

where we used the upper bound for pheromone level shown in Lemma 8. Similarly, we can write

$$\frac{f_{ss_2}^{\rightarrow}(t)}{b(t)\bar{p}_{d_2d}^{\leftarrow}(t-n+1)} = f_s^{\rightarrow}(t) \left(\frac{\bar{p}_{ss_2}^{\rightarrow}(t)}{b(t)\bar{p}_{d_2d}^{\leftarrow}(t-n+1)} \right). \quad (72)$$

Combining Equation (71) and Equation (72), we get

$$\frac{p_{ss_2}(t)}{b(t)\bar{p}_{d_2d}^{\leftarrow}(t-n+1)} + \frac{f_{ss_2}^{\rightarrow}(t)}{b(t)\bar{p}_{d_2d}^{\leftarrow}(t-n+1)} \leq \left(\frac{4(f_s^{\rightarrow}(t) + f_d^{\leftarrow}(t))}{(1-\delta)} + f_s^{\rightarrow}(t) \right) \left(\frac{\bar{p}_{ss_2}^{\rightarrow}(t)}{b(t)\bar{p}_{d_2d}^{\leftarrow}(t-n+1)} \right) \quad (73)$$

$$\leq \left(\frac{5(f_s^{\rightarrow}(t) + f_d^{\leftarrow}(t))}{(1-\delta)} \right) \left(\frac{\bar{p}_{ss_2}^{\rightarrow}(t)}{b(t)\bar{p}_{d_2d}^{\leftarrow}(t-n+1)} \right) \quad (74)$$

Now, we upper bound $\left(\frac{\bar{p}_{ss_2}^{\rightarrow}(t)}{b(t)\bar{p}_{d_2d}^{\leftarrow}(t-n+1)} \right)$. From the definition of normalized pheromone level, we get

$$\frac{\bar{p}_{ss_2}^{\rightarrow}(t)}{b(t)\bar{p}_{d_2d}^{\leftarrow}(t-n+1)} = \frac{1}{b(t)} \left(\frac{1 + r_{d_1d}(t-n+1)}{1 + r_{ss_1}(t)} \right)$$

We know $r_{d_1d}(t-n+1) = c(t)r_{min}(t)$ where $c(t) \geq 1$, and we earlier defined $r_{ss_1}(t) = a(t)r_{min}$ where $a(t) \geq 1$. This gives us

$$\begin{aligned} \frac{\bar{p}_{ss_2}^{\rightarrow}(t)}{b(t)\bar{p}_{d_2d}^{\leftarrow}(t-n+1)} &= \frac{1}{b(t)} \left(\frac{1 + c(t)r_{min}(t)}{1 + a(t)r_{min}(t)} \right) \\ &\leq \frac{1}{b(t)} \left(\frac{1 + c(t)r_{min}(t)}{1 + r_{min}(t)} \right) \end{aligned}$$

In Lemma 9, we show that $(1 + c(t)r_{min}(t)) \leq b(t)(1 + r_{min}(t))$, which gives

$$\frac{\bar{p}_{ss_2}^{\rightarrow}(t)}{b(t)\bar{p}_{d_2d}^{\leftarrow}(t-n+1)} \leq 1$$

Substituting this in Equation (74), we get

$$\frac{p_{ss_2}(t)}{b(t)\bar{p}_{d_2d}^{\leftarrow}(t-n+1)} + \frac{f_{ss_2}^{\rightarrow}(t)}{b(t)\bar{p}_{d_2d}^{\leftarrow}(t-n+1)} \leq \frac{5(f_s^{\rightarrow}(t) + f_d^{\leftarrow}(t))}{(1-\delta)} \quad (75)$$

Substituting this in Equation (69), we get

$$\gamma_s(t) \geq 1 + \frac{f_d^{\leftarrow}(t-m+1) - f_d^{\leftarrow}(t-n+1)}{\left(\frac{5(f_s^{\rightarrow}(t) + f_d^{\leftarrow}(t))}{(1-\delta)} \right) + f_d^{\leftarrow}(t-n+1)} \quad (76)$$

Since the flows are monotonically increasing, we can further simplify this to get

$$\gamma_s(t) \geq 1 + \frac{f_d^{\leftarrow}(t-m+1) - f_d^{\leftarrow}(t-n+1)}{\left(\frac{6(f_s^{\rightarrow}(t) + f_d^{\leftarrow}(t))}{(1-\delta)} \right)} \quad (77)$$

$$= 1 + \frac{(1-\delta) \left(f_d^{\leftarrow}(t-m+1) - f_d^{\leftarrow}(t-n+1) \right)}{6(f_s^{\rightarrow}(t) + f_d^{\leftarrow}(t))} \quad (78)$$

□

Using a similar argument, we can bound $\gamma_d(t)$ as

$$\gamma_d(t) \geq 1 + \frac{(1 - \delta) \left(f_s^{\rightarrow}(t - m + 1) - f_s^{\rightarrow}(t - n + 1) \right)}{6(f_s^{\rightarrow}(t) + f_d^{\leftarrow}(t))}.$$

Now, using these lower bounds on $\gamma_s(t)$ and $\gamma_d(t)$, we can lower bound $\gamma(t)$ for the multiplicative increase and additive increase case.

Lemma 11. *Consider the multiplicative increase case, that is, when $f_s^{\rightarrow}(t) = \alpha^t f_s^{\rightarrow}(0)$ and $f_d^{\leftarrow}(t) = \alpha^t f_d^{\leftarrow}(0)$ for some $\alpha > 1$. For all $t \geq L + T_1$.*

$$\gamma(t) \geq C_{f_s^{\rightarrow}(0), f_d^{\leftarrow}(0), \delta, \alpha, m} > 1$$

where $C_{f_s^{\rightarrow}(0), f_d^{\leftarrow}(0), \delta, \alpha, m}$ is some constant dependent on $f_s^{\rightarrow}(0)$, $f_d^{\leftarrow}(0)$, δ , α and m .

Proof. From Lemma 10, we know that

$$\begin{aligned} \gamma_s(t) &\geq 1 + \frac{(1 - \delta) \left(f_d^{\leftarrow}(t - m + 1) - f_d^{\leftarrow}(t - n + 1) \right)}{6(f_s^{\rightarrow}(t) + f_d^{\leftarrow}(t))} \\ &= 1 + \frac{(1 - \delta) \left(f_d^{\leftarrow}(0) \alpha^{t-m+1} - f_d^{\leftarrow}(0) \alpha^{t-n+1} \right)}{6(f_s^{\rightarrow}(0) + f_d^{\leftarrow}(0)) \alpha^t} \\ &= 1 + \frac{(1 - \delta) \left(f_d^{\leftarrow}(0) \alpha^{t-m+1} - f_d^{\leftarrow}(0) \alpha^{t-n+1} \right)}{6(f_s^{\rightarrow}(0) + f_d^{\leftarrow}(0)) \alpha^t} \\ &= 1 + \frac{f_d^{\leftarrow}(0) (1 - \delta) (\alpha^{n-m} - 1)}{6(f_s^{\rightarrow}(0) + f_d^{\leftarrow}(0)) \alpha^{n-1}} \\ &= 1 + \frac{f_d^{\leftarrow}(0) (1 - \delta)}{6(f_s^{\rightarrow}(0) + f_d^{\leftarrow}(0))} \left(\frac{1}{\alpha^{m-1}} - \frac{1}{\alpha^{n-1}} \right) \end{aligned}$$

Using $n > m$, this gives us

$$\gamma_s(t) \geq 1 + \frac{f_d^{\leftarrow}(0) (1 - \delta) (\alpha - 1)}{6(f_s^{\rightarrow}(0) + f_d^{\leftarrow}(0)) \alpha^m}$$

Similarly, we get

$$\gamma_d(t) \geq 1 + \frac{f_s^{\rightarrow}(0) (1 - \delta) (\alpha - 1)}{6(f_s^{\rightarrow}(0) + f_d^{\leftarrow}(0)) \alpha^m}$$

We define

$$C_{f_s^{\rightarrow}(0), f_d^{\leftarrow}(0), \delta, \alpha, m} \stackrel{\text{def}}{=} 1 + \frac{\min(f_s^{\rightarrow}(0), f_d^{\leftarrow}(0)) (1 - \delta) (\alpha - 1)}{6(f_s^{\rightarrow}(0) + f_d^{\leftarrow}(0)) \alpha^m}$$

It is easy to see that $\gamma_d(t) \geq C_{f_s^{\rightarrow}(0), f_d^{\leftarrow}(0), \delta, \alpha, m}$, $\gamma_s(t) \geq C_{f_s^{\rightarrow}(0), f_d^{\leftarrow}(0), \delta, \alpha, m}$, and $C_{f_s^{\rightarrow}(0), f_d^{\leftarrow}(0), \delta, \alpha, m} > 1$, for all $t \geq L + T_1$. We know that $\gamma(t) = \min\{\gamma_s(t + L - 1), \gamma_s(t + L - 2), \dots, \gamma_s(t), \gamma_d(t + L - 1), \gamma_d(t + L - 2), \dots, \gamma_d(t)\}$. This implies $\gamma(t) \geq C_{f_s^{\rightarrow}(0), f_d^{\leftarrow}(0), \delta, \alpha, n, m}$ which completes the proof. □

Lemma 12. In the additive increase case, that is, when $f_s^{\rightarrow}(t) = f_s^{\rightarrow}(0) + \alpha t$ and $f_d^{\leftarrow}(t) = f_d^{\leftarrow}(0) + \alpha t$ for some $\alpha > 0$,

$$\gamma(t) \geq 1 + \frac{\alpha(1-\delta)}{6(f_s^{\rightarrow}(0) + f_d^{\leftarrow}(0) + 2\alpha L + 2\alpha t)}$$

for all $t \geq L + T_1$.

Proof. From Lemma 10, we know that

$$\begin{aligned} \gamma_s(t) &\geq 1 + \frac{(1-\delta) \left(f_d^{\leftarrow}(t-m+1) - f_d^{\leftarrow}(t-n+1) \right)}{6(f_s^{\rightarrow}(t) + f_d^{\leftarrow}(t))} \\ &= 1 + \frac{(1-\delta) (\alpha(n-m))}{6(f_s^{\rightarrow}(0) + f_d^{\leftarrow}(0) + 2\alpha t)} \\ &\geq 1 + \frac{\alpha(1-\delta)}{6(f_s^{\rightarrow}(0) + f_d^{\leftarrow}(0) + 2\alpha t)} \end{aligned}$$

Similarly, we get

$$\gamma_d(t) \geq 1 + \frac{\alpha(1-\delta)}{6(f_s^{\rightarrow}(0) + f_d^{\leftarrow}(0) + 2\alpha t)}$$

We know that $\gamma(t) = \min\{\gamma_s(t+L-1), \gamma_s(t+L-2), \dots, \gamma_s(t), \gamma_d(t+L-1), \gamma_d(t+L-2), \dots, \gamma_d(t)\}$. This gives us

$$\gamma(t) \geq 1 + \frac{\alpha(1-\delta)}{6(f_s^{\rightarrow}(0) + f_d^{\leftarrow}(0) + 2\alpha L + 2\alpha t)}$$

□

Step 3. In this step, we use the lower bounds on $\gamma(t)$ shown in step 2, to find the rate of convergence.

Lemma 13. Consider the multiplicative increase case, that is, when $f_s^{\rightarrow}(t) = \alpha^t f_s^{\rightarrow}(0)$ and $f_d^{\leftarrow}(t) = \alpha^t f_d^{\leftarrow}(0)$ for some $\alpha > 1$. For all $t \geq L + T_1 + T_2$, $\bar{p}_{uv}^{\rightarrow}(t) \geq 1 - \epsilon$ and $\bar{p}_{uv}^{\leftarrow}(t) \geq 1 - \epsilon$, for all $(u, v) \in P_1$. Here,

$$\begin{aligned} T_1 &= \max_{(u,v) \in E} \left(\frac{\log \left(\frac{p_{uv}(0)}{f_s^{\rightarrow}(0) + f_d^{\leftarrow}(0)} \right)}{\log \left(\frac{1}{\delta} \right)} \right) \\ T_2 &= L \frac{\log \left(\frac{2}{\epsilon r_{\min}(L)} \right)}{\log \left(C_{f_s^{\rightarrow}(1), f_d^{\leftarrow}(1), \delta, \alpha, m} \right)} \leq \frac{12(f_s^{\rightarrow}(0) + f_d^{\leftarrow}(0))}{(1-\delta) \min(f_s^{\rightarrow}(0), f_d^{\leftarrow}(0))} \frac{\alpha^m L}{\alpha - 1} \log \left(\frac{2}{\epsilon r_{\min}(L)} \right) \end{aligned}$$

Proof. In step 1, we show that $r_{\min}(t)$ is non-decreasing for $t \geq L$, we know that $r_{\min}(L + T_1) \geq r_{\min}(L)$. And from step 2, we know that $r_{\min}(t)$ increases at least by a factor of $C_{f_s^{\rightarrow}(0), f_d^{\leftarrow}(0), \delta, \alpha, n, m}$ every L time steps, for all $t \geq L + T_1$. For clarity of writing, we use C to denote $C_{f_s^{\rightarrow}(0), f_d^{\leftarrow}(0), \delta, \alpha, m}$ in the rest of this proof. This gives us

$$r_{\min}(t) \geq r_{\min}(L) C^{\lfloor \frac{t-L-T_1}{L} \rfloor}$$

Let $T_2 = L \frac{\log\left(\frac{2}{\epsilon r_{\min}(L)}\right)}{\log(C)}$. For $t \geq L + T_1 + T_2$ time steps, we would get that $r_{\min} \geq \frac{2}{\epsilon}$, which implies $\bar{p}_{ss_1}^{\rightarrow}(t) \geq 1 - \epsilon$ and $\bar{p}_{d_1d}^{\leftarrow}(t) \geq 1 - \epsilon$. Since the pheromone level on all edges on P_1 is always non-zero, we trivially know that $\bar{p}_{uv}^{\rightarrow}(t) = 1$ for $(u, v) \in P_1 \setminus (s, s_1)$ and $\bar{p}_{uv}^{\leftarrow}(t) = 1$ for $(u, v) \in P_1 \setminus (d_1, d)$. This gives us that for $t \geq L + T_1 + T_2$, normalized pheromone level on all edges on P_1 are at least $1 - \epsilon$.

To get the desired upper bound on T_2 , we use $\frac{x}{1+x} \leq \log(1+x)$ for all $x \geq -1$. Using this we can write

$$\begin{aligned} \frac{1}{\log(C)} &= \frac{1}{\log\left(1 + \frac{\min(f_s^{\rightarrow}(0), f_d^{\leftarrow}(0))(1-\delta)(\alpha-1)}{6(f_s^{\rightarrow}(0) + f_d^{\leftarrow}(0))\alpha^m}\right)} \\ &\leq 1 + \frac{6(f_s^{\rightarrow}(0) + f_d^{\leftarrow}(0))\alpha^m}{\min(f_s^{\rightarrow}(0), f_d^{\leftarrow}(0))(1-\delta)(\alpha-1)} \\ &\leq \frac{12(f_s^{\rightarrow}(0) + f_d^{\leftarrow}(0))\alpha^m}{\min(f_s^{\rightarrow}(0), f_d^{\leftarrow}(0))(1-\delta)(\alpha-1)} \end{aligned}$$

Substituting this in the expression for T_2 , we get the desired bound. \square

Note that the expression for T_2 involves a $\frac{\alpha^m}{\alpha-1}$ term. So if α is a constant, this would give exponential dependence on the length of the shortest path m . But by setting $\alpha \approx 1 + \frac{1}{m}$, we would get $\frac{\alpha^m}{\alpha-1} \approx m$ (for m large enough), making the dependence on the length of the shortest path linear.

Lemma 14. Consider the additive increase case, that is, when $f_s^{\rightarrow}(t) = f_s^{\rightarrow}(0) + \alpha t$ and $f_d^{\leftarrow}(t) = f_d^{\leftarrow}(0) + \alpha t$ for some $\alpha > 0$. For all $t \geq (L + T_1 + T_2) \left(\frac{2}{r_{\min}(L)\epsilon}\right)^{C_{\delta,L}}$, $\bar{p}_{uv}^{\rightarrow}(t) \geq 1 - \epsilon$ and $\bar{p}_{uv}^{\leftarrow}(t) \geq 1 - \epsilon$, for all $(u, v) \in P_1$. Here,

$$\begin{aligned} T_1 &= \max_{(u,v) \in E} \left(\frac{\log\left(\frac{p_{uv}(0)}{f_s^{\rightarrow}(0) + f_d^{\leftarrow}(0)}\right)}{\log\left(\frac{1}{\delta}\right)} \right) \\ T_2 &= \frac{2\alpha L + f_s^{\rightarrow}(0) + f_d^{\leftarrow}(0)}{2\alpha} \end{aligned}$$

Proof. From step 2, we know that $r_{\min}(t)$ increases at least by a factor of $\gamma(t)$ every L time steps for $t \geq L + T_1$, where

$$\gamma(t) \geq 1 + \frac{\alpha(1-\delta)}{6(f_s^{\rightarrow}(0) + f_d^{\leftarrow}(0) + 2\alpha L + 2\alpha t)}$$

Note that for $t \geq T_2$,

$$\begin{aligned} \gamma(t) &\geq 1 + \frac{\alpha(1-\delta)}{6(4\alpha t)} \\ &= 1 + \frac{C_{\delta}}{t} \end{aligned}$$

where we define $C_{\delta} \stackrel{\text{def}}{=} \frac{(1-\delta)}{24}$. Using $1+x \geq \exp(\frac{x}{2})$ for $0 < x < 1$, we get

$$\gamma(t) \geq \exp\left(\frac{C_{\delta}}{2t}\right)$$

This gives us that $r_{\min}(t)$ increases at least by a factor of $\exp\left(\frac{C_\delta}{2t}\right)$ every L time steps for $t \geq L + T_1 + T_2$. In step 1, we show that $r_{\min}(t)$ is non-decreasing for $t \geq L$, so we know that $r_{\min}(L + T_1 + T_2) \geq r_{\min}(L)$. Define $C_{\delta,L} = \frac{2L}{C_\delta}$ and $T \stackrel{\text{def}}{=} L + T_1 + T_2$. Also, suppose t is of the form $T + kL$ for some positive integer k . Then this gives us

$$\begin{aligned} r_{\min}(t) &\geq r_{\min}(L) \left(\exp\left(\frac{C_\delta}{2T}\right) \exp\left(\frac{C_\delta}{2(T+L)}\right) \cdots \exp\left(\frac{C_\delta}{2(t-L)}\right) \right) \\ &= r_{\min}(L) \exp\left(\frac{C_\delta}{2L} \sum_{i=0}^{\frac{t-T}{L}-1} \frac{1}{\frac{T}{L} + i}\right) \\ &\geq r_{\min}(L) \exp\left(\frac{C_\delta}{2L} \log\left(\frac{t}{T}\right)\right) \\ &= r_{\min}(L) \exp\left(\frac{1}{C_{\delta,L}} \log\left(\frac{t}{T}\right)\right) \end{aligned}$$

where we used $\sum_{i=0}^{x-1} \frac{1}{c+i} \geq \log\left(\frac{x+c}{c}\right)$ for the last inequality. From here, we get that for $t \geq T \left(\frac{2}{r_{\min}(L)\epsilon}\right)^{C_{\delta,L}}$, $r_{\min}(t) \geq \frac{2}{\epsilon}$. In the calculations above, we also assumed that t is of the form $T + kL$ for some positive integer k . But as we know that $r_{\min}(t)$ is monotonically increasing for all $t \geq L$, $r_{\min}(t) \geq \frac{2}{\epsilon}$ holds for all $t \geq T \left(\frac{2}{r_{\min}(L)\epsilon}\right)^{C_{\delta,L}}$. This implies $\bar{p}_{ss_1}^{\rightarrow}(t) \geq 1 - \epsilon$ and $\bar{p}_{d_1d}^{\leftarrow}(t) \geq 1 - \epsilon$. Since the pheromone level on all edges on P_1 is always non-zero, we trivially know that $\bar{p}_{uv}^{\rightarrow}(t) = 1$ for $(u, v) \in P_1 \setminus (s, s_1)$ and $\bar{p}_{uv}^{\leftarrow}(t) = 1$ for $(u, v) \in P_1 \setminus (d_1, d)$. This gives us that for $t \geq T \left(\frac{2}{r_{\min}(L)\epsilon}\right)^{C_{\delta,L}}$, normalized pheromone level on all edges on P_1 are at least $1 - \epsilon$. \square

This completes the proof of Theorem 2.

B Characterization of other rules

B.1 Necessity of bidirectional flow (Theorem 3)

Theorem 3. Consider any graph G with two parallel paths between s and d . Let there be unidirectional flow from s to d . For any decision rule in \mathcal{G} , any setting of leakage parameters and with arbitrary incoming flow levels, there exists a setting of initial pheromone levels, such that the dynamics does not converge to the shortest or the minimum leakage path.

Proof of Theorem 3. Let P_1 and P_2 denote be two parallel paths between s and d , and s_1 and s_2 be neighboring vertices of s on P_1 and P_2 respectively. Without loss of generality, let P_1 be the minimum leakage or the shortest path, and let the flow be unidirectional from s to d .

As the flow is unidirectional, we get that the pheromone levels on the edges incident on s is only a function of their initial pheromone levels and forward flow at s . That is, for some function F , $p_{ss_1}(t)$ and $p_{ss_2}(t)$ can be written as

$$\begin{aligned} p_{ss_1}(t) &= F(p_{ss_1}(0), p_{ss_2}(0), f_s^{\rightarrow}(0), f_s^{\rightarrow}(1), \dots, f_s^{\rightarrow}(t-1)) \\ p_{ss_2}(t) &= F(p_{ss_2}(0), p_{ss_1}(0), f_s^{\rightarrow}(0), f_s^{\rightarrow}(1), \dots, f_s^{\rightarrow}(t-1)) \end{aligned}$$

Given $(p_{ss_1}(0), p_{ss_2}(0))$, and $f_s^{\rightarrow}(t)$ for all $t \geq 0$, suppose the dynamics converges to P_1 . Now if we swap the initial pheromone level on the two edges incident to s , then the dynamics would converge to P_2 . Therefore, for one of these two initial pheromone settings, the dynamics does not converge to the minimum leakage or the shortest path. \square

B.2 Necessity of the linear rule for convergence to the minimum leakage path (Theorem 4)

Theorem 4. Consider any graph G consisting of two parallel paths from s to d . When the incoming flows are fixed, for every non-linear decision rule $g \in \mathcal{F}$, there exists a setting of leakage parameters and initial pheromone and flow levels dependent on g , such that the dynamics does not converge to the path with the minimum leakage.

Proof of Theorem 4. For notational convenience, we define $\alpha = 1 - l_{P_1}$ and $\beta = 1 - l_{P_2}$. Without loss of generality we assume P_1 to be the path of minimum leakage and therefore we let $\alpha \geq \beta$. Let n and m be the number of vertices between s and d on paths P_1 and P_2 respectively. We name the vertices from left to right on path P_1 by v_0 to v_{n+1} and P_2 by u_0 to u_{m+1} , with the convention $v_0 = u_0 = s$ and $v_{n+1} = u_{m+1} = d$. We also let $s_1 = v_1, s_2 = u_1, d_1 = v_n$ and $d_2 = u_m$. Let f_s^{\rightarrow} and f_d^{\leftarrow} denote the fixed incoming forward and backward flows. We divide the analysis into two cases. For any non-linear $g \in \mathcal{F}$, there exists an $r \in (0, 1/2)$ such that $g(r) \neq r$. For such an r , one of the following two conditions holds:

- $g(r) < r$.
- $g(r) > r$.

Case 1: Suppose $g(r) < r$, then pick the following initial configuration:

- Assign pheromone value on the edges $(s, s_1), (s, s_2), (d_1, d), (d_2, d)$ such that the normalized pheromone level on $(s, s_1), (d_1, d)$ is $\leq r$, that is $\bar{p}_{ss_1}^{\rightarrow}(0), \bar{p}_{d_1d}^{\leftarrow}(0) \leq r$. Further assign the flow values on the edges such that they satisfy the following,

$$f_{v_i v_{i+1}}^{\rightarrow}(0) \leq f_s^{\rightarrow} \cdot r \cdot \prod_{j \leq i} (1 - l_{v_j}) \text{ and } f_{v_i v_{i+1}}^{\leftarrow}(0) \leq f_d^{\leftarrow} \cdot r \cdot \prod_{j \geq i+1} (1 - l_{v_j}) \quad (79)$$

$$f_{u_i u_{i+1}}^{\rightarrow}(0) \geq f_s^{\rightarrow} \cdot (1 - r) \cdot \prod_{j \leq i} (1 - l_{u_j}) \text{ and } f_{u_i u_{i+1}}^{\leftarrow}(0) \geq f_d^{\leftarrow} \cdot (1 - r) \cdot \prod_{j \geq i+1} (1 - l_{u_j}). \quad (80)$$

(Since we do not assume any leakage at the terminal vertices while defining the path leakage (see definition 1), we set $l_{v_0} = l_{u_0} = l_{v_{n+1}} = l_{u_{m+1}} = 0$ in the expressions above.)

- Let the leakage value at each vertex be such that the parameters α and β satisfy the following inequality, $\frac{\alpha}{\beta} \leq 1 + \frac{c_{g,r}}{4 \cdot r} \cdot \min\left(\frac{f_s^{\rightarrow}}{f_d^{\leftarrow}}, \frac{f_d^{\leftarrow}}{f_s^{\rightarrow}}\right)$, where $c_{g,r} \stackrel{\text{def}}{=} r - g(r) > 0$. As the forward and backward flows are fixed, the above constraint on the leakage parameters only depend on g and therefore satisfy the conditions of the theorem.

We show by induction that the above inequalities on flow and pheromone levels hold for all time $t \geq 0$ and therefore the system does not converge to the minimum leakage path.

Hypothesis: At time $t \geq 0$, pheromone values on the edges $(s, s_1), (s, s_2), (d_1, d), (d_2, d)$ are such that the normalized pheromone level on $(s, s_1), (d_1, d)$ is $\leq r$, that is $\bar{p}_{ss_1}^{\rightarrow}(t), \bar{p}_{d_1d}^{\leftarrow}(t) \leq r$. Further the flow values on the edges satisfy the following,

$$f_{v_i v_{i+1}}^{\rightarrow}(t) \leq f_s^{\rightarrow} \cdot r \cdot \prod_{j \leq i} (1 - l_{v_j}) \text{ and } f_{v_i v_{i+1}}^{\leftarrow}(t) \leq f_d^{\leftarrow} \cdot r \cdot \prod_{j \geq i+1} (1 - l_{v_j}) \quad (81)$$

$$f_{u_i u_{i+1}}^{\rightarrow}(t) \geq f_s^{\rightarrow} \cdot (1-r) \cdot \prod_{j \leq i} (1-l_{u_j}) \text{ and } f_{u_i u_{i+1}}^{\leftarrow}(t) \geq f_d^{\leftarrow} \cdot (1-r) \cdot \prod_{j \geq i+1} (1-l_{u_j}). \quad (82)$$

Base case: The conditions trivially hold at time 0 because of the initial setting of flow and pheromone levels described above.

Induction Step: To prove the hypothesis for time $t+1$, all we need to show is that, $\bar{p}_{ss_1}^{\rightarrow}(t+1), \bar{p}_{d_1 d}^{\leftarrow}(t+1) \leq r$, $f_{v_0 v_1}^{\rightarrow}(t+1) = f_{ss_1}^{\rightarrow}(t+1) \leq f_s^{\rightarrow} \cdot r$ and $f_{v_n v_{n+1}}^{\leftarrow}(t+1) = f_{d_1 d}^{\leftarrow}(t+1) \leq f_d^{\leftarrow} \cdot r$; all the remaining inequalities follow from these basic inequalities. Also note that from the definition of our case, that is $g(r) < r$, we get that the inequalities $\bar{p}_{ss_1}^{\rightarrow}(t+1), \bar{p}_{d_1 d}^{\leftarrow}(t+1) \leq r$ further imply the following,

$$f_{ss_1}^{\rightarrow}(t+1) = f_s^{\rightarrow} \cdot g(\bar{p}_{ss_1}^{\rightarrow}(t+1)) \leq f_s^{\rightarrow} \cdot g(r) = f_s^{\rightarrow} \cdot r,$$

and similarly,

$$f_{d_1 d}^{\leftarrow}(t+1) < f_d^{\leftarrow} \cdot r.$$

In the above we used monotonically non-decreasing property of decision rule g . Therefore it is enough to show that $\bar{p}_{ss_1}^{\rightarrow}(t+1), \bar{p}_{d_1 d}^{\leftarrow}(t+1) \leq r$. As the proof for the bound on $\bar{p}_{d_1 d}^{\leftarrow}(t+1)$ is analogous to that of $\bar{p}_{ss_1}^{\rightarrow}(t+1)$, in the remainder we focus our attention towards the proof for $\bar{p}_{ss_1}^{\rightarrow}(t+1)$. Recall the definition of $\bar{p}_{ss_1}^{\rightarrow}(t+1)$,

$$\bar{p}_{ss_1}^{\rightarrow}(t+1) = \frac{p_{ss_1}(t+1)}{p_{ss_1}(t+1) + p_{ss_2}(t+1)} = \frac{p_{ss_1}(t) + f_{ss_1}^{\rightarrow}(t) + f_{ss_1}^{\leftarrow}(t)}{p_{ss_2}(t) + p_{ss_1}(t) + f_{ss_2}^{\rightarrow}(t) + f_{ss_1}^{\rightarrow}(t) + f_{ss_2}^{\leftarrow}(t) + f_{ss_1}^{\leftarrow}(t)} \quad (83)$$

We know by the induction step that,

$$\frac{p_{ss_1}(t)}{p_{ss_2}(t) + p_{ss_1}(t)} < r. \quad (84)$$

Also note that,

$$\frac{f_{ss_1}^{\leftarrow}(t)}{f_{ss_2}^{\leftarrow}(t) + f_{ss_1}^{\leftarrow}(t)} = \frac{\frac{f_{ss_1}^{\leftarrow}(t)}{f_{ss_2}^{\leftarrow}(t)}}{1 + \frac{f_{ss_1}^{\leftarrow}(t)}{f_{ss_2}^{\leftarrow}(t)}} \leq \frac{\frac{r\alpha}{(1-r)\beta}}{1 + \frac{r\alpha}{(1-r)\beta}} = \frac{r\alpha}{\beta + r(\alpha - \beta)} \leq \frac{\alpha}{\beta} \cdot r. \quad (85)$$

In the above we used the monotonically non-decreasing property of $x/(1+x)$ and the conditions provided by the induction step at time t , that is $f_{ss_1}^{\leftarrow}(t) \leq f_d^{\leftarrow} \cdot r \cdot \alpha$ and $f_{ss_2}^{\leftarrow}(t) \geq f_d^{\leftarrow} \cdot (1-r) \cdot \beta$; which implies

$$\frac{f_{ss_1}^{\leftarrow}(t)}{f_{ss_2}^{\leftarrow}(t)} \leq \frac{r\alpha}{(1-r)\beta}. \text{ In the fourth inequality, we used } \alpha - \beta \geq 0 \text{ and } r \geq 0.$$

Let $c_{g,r} \stackrel{\text{def}}{=} r - g(r) > 0$ and note that we have the following upper bound on the flow value,

$$f_{ss_1}^{\rightarrow}(t) = f_s^{\rightarrow} \cdot g(\bar{p}_{ss_1}^{\rightarrow}(t)) \leq f_s^{\rightarrow} \cdot g(r) = f_s^{\rightarrow} \cdot (r - c_{g,r}). \quad (86)$$

In the above we used $\bar{p}_{ss_1}^{\rightarrow}(t) \leq r$ and monotonicity of decision rule g . Using these bounds, we provide an

upper bound for the normalized pheromone level.

$$\bar{p}_{ss_1}^{\rightarrow}(t+1) = \frac{p_{ss_1}(t) + f_{ss_1}^{\rightarrow}(t) + f_{ss_1}^{\leftarrow}(t)}{p_{ss_2}(t) + p_{ss_1}(t) + f_{ss_2}^{\rightarrow}(t) + f_{ss_1}^{\rightarrow}(t) + f_{ss_2}^{\leftarrow}(t) + f_{ss_1}^{\leftarrow}(t)}, \quad (87)$$

$$\leq \frac{r \cdot (p_{ss_2}(t) + p_{ss_1}(t)) + f_{ss_1}^{\rightarrow}(t) + r \cdot \frac{\alpha}{\beta} \cdot (f_{ss_2}^{\leftarrow}(t) + f_{ss_1}^{\leftarrow}(t))}{p_{ss_2}(t) + p_{ss_1}(t) + f_{ss_2}^{\rightarrow}(t) + f_{ss_1}^{\rightarrow}(t) + f_{ss_2}^{\leftarrow}(t) + f_{ss_1}^{\leftarrow}(t)}, \quad (88)$$

$$= r + \frac{r \cdot \left(\frac{\alpha}{\beta} - 1\right) \cdot (f_{ss_2}^{\leftarrow}(t) + f_{ss_1}^{\leftarrow}(t)) + f_{ss_1}^{\rightarrow}(t) - r(f_{ss_1}^{\rightarrow}(t) + f_{ss_2}^{\rightarrow}(t))}{p_{ss_2}(t) + p_{ss_1}(t) + f_{ss_2}^{\rightarrow}(t) + f_{ss_1}^{\rightarrow}(t) + f_{ss_2}^{\leftarrow}(t) + f_{ss_1}^{\leftarrow}(t)}, \quad (89)$$

$$\leq r + \frac{2rf_d^{\leftarrow} \cdot \left(\frac{\alpha}{\beta} - 1\right) + f_s^{\rightarrow} \cdot (r - c_{g,r}) - r \cdot f_s^{\rightarrow}}{p_{ss_2}(t) + p_{ss_1}(t) + f_{ss_2}^{\rightarrow}(t) + f_{ss_1}^{\rightarrow}(t) + f_{ss_2}^{\leftarrow}(t) + f_{ss_1}^{\leftarrow}(t)}, \quad (90)$$

$$\leq r + \frac{2rf_d^{\leftarrow} \cdot \left(\frac{\alpha}{\beta} - 1\right) - c_{g,r}f_s^{\rightarrow}}{p_{ss_2}(t) + p_{ss_1}(t) + f_{ss_2}^{\rightarrow}(t) + f_{ss_1}^{\rightarrow}(t) + f_{ss_2}^{\leftarrow}(t) + f_{ss_1}^{\leftarrow}(t)}, \quad (91)$$

$$\leq r - \frac{\frac{1}{2}c_{g,r} \cdot f_s^{\rightarrow}}{p_{ss_2}(t) + p_{ss_1}(t) + f_{ss_2}^{\rightarrow}(t) + f_{ss_1}^{\rightarrow}(t) + f_{ss_2}^{\leftarrow}(t) + f_{ss_1}^{\leftarrow}(t)}, \quad (92)$$

$$\leq r. \quad (93)$$

In the second inequality we used Equations (84) and (85). In the third equality, we rearranged the terms. In the fourth inequality, we used $f_{ss_2}^{\leftarrow}(t), f_{ss_1}^{\leftarrow}(t) \leq f_d^{\leftarrow}, f_{ss_1}^{\rightarrow}(t) + f_{ss_2}^{\rightarrow}(t) = f_s^{\rightarrow}$ and Equation (86). In the fifth inequality, we simplified the expression. The sixth inequality follows because $\alpha, \beta, f_s^{\rightarrow}$ and f_d^{\leftarrow} satisfy

$\frac{\alpha}{\beta} \leq 1 + \frac{c_{g,r}}{4 \cdot r} \cdot \min\left(\frac{f_s^{\rightarrow}}{f_d^{\leftarrow}}, \frac{f_d^{\leftarrow}}{f_s^{\rightarrow}}\right)$. Therefore, the previous derivation gives us,

$$\bar{p}_{ss_1}^{\rightarrow}(t+1) \leq r,$$

and we conclude the first case.

Case 2: Suppose $g(r) > r$, then pick the following initial configuration:

- Assign pheromone value on the edges $(s, s_1), (s, s_2), (d_1, d), (d_2, d)$ such that the normalized pheromone level on $(s, s_2), (d_2, d)$ is $\geq r$, that is $\bar{p}_{ss_2}^{\rightarrow}(0), \bar{p}_{d_2d}^{\leftarrow}(0) \geq r$. Further assign the flow values on the edges such that they satisfy the following,

$$f_{v_i v_{i+1}}^{\rightarrow}(0) \leq f_s^{\rightarrow} \cdot (1 - r) \cdot \prod_{j \leq i} (1 - l_{v_j}) \text{ and } f_{v_i v_{i+1}}^{\leftarrow}(0) \leq f_d^{\leftarrow} \cdot (1 - r) \cdot \prod_{j \geq i+1} (1 - l_{v_j}) \quad (94)$$

$$f_{u_i u_{i+1}}^{\rightarrow}(0) \geq f_s^{\rightarrow} \cdot r \cdot \prod_{j \leq i} (1 - l_{u_j}) \text{ and } f_{u_i u_{i+1}}^{\leftarrow}(0) \geq f_d^{\leftarrow} \cdot r \cdot \prod_{j \geq i+1} (1 - l_{u_j}). \quad (95)$$

(Since we do not assume any leakage at the terminal vertices while defining the path leakage (see definition 1), we set $l_{v_0} = l_{u_0} = l_{v_{n+1}} = l_{u_{m+1}} = 0$ in the expressions above.)

- Let the leakage value at each vertex be such that the parameters α and β satisfy the following inequality, $1 \geq \frac{\beta}{\alpha} \geq 1 - \frac{c_{g,r}}{4 \cdot r} \cdot \min\left(\frac{f_s^{\rightarrow}}{f_d^{\leftarrow}}, \frac{f_d^{\leftarrow}}{f_s^{\rightarrow}}\right)$, where $c_{g,r} \stackrel{\text{def}}{=} g(r) - r > 0$. As the forward and backward flows are fixed, the above constraint on the leakage parameters only depend on g and therefore satisfy the conditions of the theorem.

We show by induction that the above inequalities on flow and pheromone levels hold for all time $t \geq 0$ and therefore the system does not converge to the minimum leakage path.

Hypothesis: At time $t \geq 0$, pheromone values on the edges $(s, s_1), (s, s_2), (d_1, d), (d_2, d)$ are such that the normalized pheromone level on $(s, s_2), (d_2, d)$ is $\geq r$, that is $\bar{p}_{ss_2}^{\rightarrow}(t), \bar{p}_{d_2d}^{\leftarrow}(t) \geq r$. Further the flow values on the edges satisfy the following,

$$f_{v_i v_{i+1}}^{\rightarrow}(t) \leq f_s^{\rightarrow} \cdot (1-r) \cdot \prod_{j \leq i} (1-l_{v_j}) \text{ and } f_{v_i v_{i+1}}^{\leftarrow}(t) \leq f_d^{\leftarrow} \cdot (1-r) \cdot \prod_{j \geq i+1} (1-l_{v_j}) \quad (96)$$

$$f_{u_i u_{i+1}}^{\rightarrow}(t) \geq f_s^{\rightarrow} \cdot r \cdot \prod_{j \leq i} (1-l_{u_j}) \text{ and } f_{u_i u_{i+1}}^{\leftarrow}(t) \geq f_d^{\leftarrow} \cdot r \cdot \prod_{j \geq i+1} (1-l_{u_j}). \quad (97)$$

Base case: The conditions trivially hold at time 0 because of the initial setting of flow and pheromone levels described above.

Induction Step: To prove the hypothesis for time $t+1$, all we need to show is that, $\bar{p}_{ss_2}^{\rightarrow}(t+1), \bar{p}_{d_2d}^{\leftarrow}(t+1) \geq r$, $f_{u_0 u_1}^{\rightarrow}(t+1) = f_{ss_2}^{\rightarrow}(t+1) \geq f_s^{\rightarrow} \cdot r$ and $f_{u_m u_{m+1}}^{\leftarrow}(t+1) = f_{d_2d}^{\leftarrow}(t+1) \geq f_d^{\leftarrow} \cdot r$; all the remaining inequalities follows from these basic inequalities. Also, from the definition of our case, that is $g(r) > r$, we get that the inequalities $\bar{p}_{ss_2}^{\rightarrow}(t+1), \bar{p}_{d_2d}^{\leftarrow}(t+1) \geq r$ further imply $f_{ss_2}^{\rightarrow}(t+1) \geq f_s^{\rightarrow} \cdot r$ and $f_{d_2d}^{\leftarrow}(t+1) \geq f_d^{\leftarrow} \cdot r$.

To see this, note that

$$f_{ss_2}^{\rightarrow}(t+1) = f_s^{\rightarrow} \cdot g(\bar{p}_{ss_2}^{\rightarrow}(t+1)) \geq f_s^{\rightarrow} \cdot g(r) \geq f_s^{\rightarrow} \cdot r,$$

when $\bar{p}_{ss_2}^{\rightarrow}(t+1) \leq 1/2$ and,

$$f_{ss_2}^{\rightarrow}(t+1) = f_s^{\rightarrow} \cdot (1 - g(1 - \bar{p}_{ss_2}^{\rightarrow}(t+1))) \geq f_s^{\rightarrow} \cdot (1 - g(1/2)) = f_s^{\rightarrow} \cdot \frac{1}{2} \geq f_s^{\rightarrow} \cdot r,$$

when $\bar{p}_{ss_2}^{\rightarrow}(t+1) \geq 1/2$, where we used monotonically non-decreasing property of g for the above inequalities. Also, we used $g(1/2) = 1/2$ and $r \leq 1/2$ for the last inequality. Here, we had to consider two cases because function g takes as input the minimum of the two normalized pheromone levels. Similarly we can show $f_{d_2d}^{\leftarrow}(t+1) \geq f_d^{\leftarrow} \cdot r$.

Therefore it is enough to show that $\bar{p}_{ss_2}^{\rightarrow}(t+1), \bar{p}_{d_2d}^{\leftarrow}(t+1) \geq r$. As the proof for the bound on $\bar{p}_{d_2d}^{\leftarrow}(t+1)$ is analogous to that of $\bar{p}_{ss_2}^{\rightarrow}(t+1)$, in the remainder we focus our attention on the proof for $\bar{p}_{ss_2}^{\rightarrow}(t+1)$. Recall the definition of $\bar{p}_{ss_2}^{\rightarrow}(t+1)$,

$$\bar{p}_{ss_2}^{\rightarrow}(t+1) = \frac{p_{ss_2}(t+1)}{p_{ss_1}(t+1) + p_{ss_2}(t+1)} = \frac{p_{ss_2}(t) + f_{ss_2}^{\rightarrow}(t) + f_{ss_2}^{\leftarrow}(t)}{p_{ss_1}(t) + p_{ss_2}(t) + f_{ss_1}^{\rightarrow}(t) + f_{ss_2}^{\rightarrow}(t) + f_{ss_1}^{\leftarrow}(t) + f_{ss_2}^{\leftarrow}(t)} \quad (98)$$

We know by the induction step that,

$$\frac{p_{ss_2}(t)}{p_{ss_1}(t) + p_{ss_2}(t)} \geq r. \quad (99)$$

Also note that,

$$\frac{f_{ss_2}^{\leftarrow}(t)}{f_{ss_1}^{\leftarrow}(t) + f_{ss_2}^{\leftarrow}(t)} = \frac{\frac{f_{ss_2}^{\leftarrow}(t)}{f_{ss_1}^{\leftarrow}(t)}}{1 + \frac{f_{ss_2}^{\leftarrow}(t)}{f_{ss_1}^{\leftarrow}(t)}} \geq \frac{\frac{r\beta}{(1-r)\alpha}}{1 + \frac{r\beta}{(1-r)\alpha}} = \frac{r\beta}{\alpha - r(\alpha - \beta)} \geq \frac{\beta}{\alpha} \cdot r. \quad (100)$$

In the above we used the monotonically non-decreasing property of $x/(1+x)$ and the conditions provided by the induction step at time t , that is $f_{ss_2}^{\leftarrow}(t) \geq f_d^{\leftarrow} \cdot r \cdot \beta$ and $f_{ss_1}^{\leftarrow}(t) \leq f_d^{\leftarrow} \cdot (1-r) \cdot \alpha$; which implies

$$\frac{f_{ss_2}^{\leftarrow}(t)}{f_{ss_1}^{\leftarrow}(t)} \geq \frac{r\beta}{(1-r)\alpha}. \text{ In the fourth inequality, we used } \alpha - \beta \geq 0 \text{ and } 1 \geq r \geq 0.$$

Let $c_{g,r} \stackrel{\text{def}}{=} g(r) - r > 0$. We have the following upper bound on the flow value,

$$f_{ss_2}^{\rightarrow}(t) \geq f_s^{\rightarrow} \cdot (r + c_{g,r}), \quad (101)$$

To see this, note that

$$f_{ss_2}^{\rightarrow}(t) = f_s^{\rightarrow} \cdot g(\bar{p}_{ss_2}^{\rightarrow}(t)) \geq f_s^{\rightarrow} \cdot g(r) = f_s^{\rightarrow} \cdot (r + c_{g,r}),$$

when $\bar{p}_{ss_2}^{\rightarrow}(t) \leq 1/2$. In the above we used $\bar{p}_{ss_2}^{\rightarrow}(t) \geq r$ and monotonicity of decision rule g . And

$$f_{ss_2}^{\rightarrow}(t) = f_s^{\rightarrow} \cdot (1 - g(1 - \bar{p}_{ss_2}^{\rightarrow}(t))) \geq f_s^{\rightarrow} \cdot (1 - g(1/2)) = f_s^{\rightarrow} \cdot \frac{1}{2} = f_s^{\rightarrow} \cdot g(1/2) \geq f_s^{\rightarrow} \cdot g(r) = f_s^{\rightarrow} \cdot (r + c_{g,r}),$$

when $\bar{p}_{ss_2}^{\rightarrow}(t) > 1/2$. In the above, we used $\bar{p}_{ss_2}^{\rightarrow}(t) > 1/2$, monotonicity of decision rule g , $g(1/2) = 1/2$ and $r \leq 1/2$.

Using these bounds, we provide an upper bound for the normalized pheromone level.

$$\bar{p}_{ss_2}^{\rightarrow}(t+1) = \frac{p_{ss_2}(t) + f_{ss_2}^{\rightarrow}(t) + f_{ss_2}^{\leftarrow}(t)}{p_{ss_1}(t) + p_{ss_2}(t) + f_{ss_1}^{\rightarrow}(t) + f_{ss_2}^{\rightarrow}(t) + f_{ss_1}^{\leftarrow}(t) + f_{ss_2}^{\leftarrow}(t)}, \quad (102)$$

$$\geq \frac{r \cdot (p_{ss_1}(t) + p_{ss_2}(t)) + f_{ss_2}^{\rightarrow}(t) + \frac{\beta}{\alpha} \cdot r \cdot (f_{ss_1}^{\leftarrow}(t) + f_{ss_2}^{\leftarrow}(t))}{p_{ss_1}(t) + p_{ss_2}(t) + f_{ss_1}^{\rightarrow}(t) + f_{ss_2}^{\rightarrow}(t) + f_{ss_1}^{\leftarrow}(t) + f_{ss_2}^{\leftarrow}(t)} \quad (103)$$

$$= r + \frac{(\frac{\beta}{\alpha} - 1) \cdot r \cdot (f_{ss_2}^{\leftarrow}(t) + f_{ss_1}^{\leftarrow}(t)) + (f_{ss_2}^{\rightarrow}(t) - r \cdot (f_{ss_1}^{\rightarrow}(t) + f_{ss_2}^{\rightarrow}(t)))}{p_{ss_1}(t) + p_{ss_2}(t) + f_{ss_1}^{\rightarrow}(t) + f_{ss_2}^{\rightarrow}(t) + f_{ss_1}^{\leftarrow}(t) + f_{ss_2}^{\leftarrow}(t)}, \quad (104)$$

$$\geq r + \frac{(\frac{\beta}{\alpha} - 1) \cdot r \cdot 2f_d^{\leftarrow} + (f_{ss_2}^{\rightarrow}(t) - r \cdot f_s^{\rightarrow})}{p_{ss_1}(t) + p_{ss_2}(t) + f_{ss_1}^{\rightarrow}(t) + f_{ss_2}^{\rightarrow}(t) + f_{ss_1}^{\leftarrow}(t) + f_{ss_2}^{\leftarrow}(t)}, \quad (105)$$

$$\geq r + \frac{(\frac{\beta}{\alpha} - 1) \cdot r \cdot 2f_d^{\leftarrow} + f_s^{\rightarrow} \cdot (r + c_{g,r} - r)}{p_{ss_1}(t) + p_{ss_2}(t) + f_{ss_1}^{\rightarrow}(t) + f_{ss_2}^{\rightarrow}(t) + f_{ss_1}^{\leftarrow}(t) + f_{ss_2}^{\leftarrow}(t)}, \quad (106)$$

$$= r + \frac{(\frac{\beta}{\alpha} - 1) \cdot r \cdot 2f_d^{\leftarrow} + c_{g,r} f_s^{\rightarrow}}{p_{ss_1}(t) + p_{ss_2}(t) + f_{ss_1}^{\rightarrow}(t) + f_{ss_2}^{\rightarrow}(t) + f_{ss_1}^{\leftarrow}(t) + f_{ss_2}^{\leftarrow}(t)}, \quad (107)$$

$$\geq r + \frac{\frac{1}{2} c_{g,r} f_s^{\rightarrow}}{p_{ss_1}(t) + p_{ss_2}(t) + f_{ss_1}^{\rightarrow}(t) + f_{ss_2}^{\rightarrow}(t) + f_{ss_1}^{\leftarrow}(t) + f_{ss_2}^{\leftarrow}(t)}, \quad (108)$$

$$\geq r. \quad (109)$$

In the second inequality we used Equations (99) and (100). In the third equality, we rearranged terms. In the fourth inequality, we used $\frac{\beta}{\alpha} \leq 1$ and $f_{ss_2}^{\leftarrow}(t), f_{ss_1}^{\leftarrow}(t) \leq f_d^{\leftarrow}$, $f_{ss_1}^{\rightarrow}(t) + f_{ss_2}^{\rightarrow}(t) \leq f_s^{\rightarrow}$ inequalities. In the fifth inequality, we used Equation (101). The seventh inequality holds because $(\frac{\beta}{\alpha} - 1) \cdot r \cdot 2f_d^{\leftarrow} \geq -\frac{1}{2} c_{g,r} f_s^{\rightarrow}$, which is equivalent to $\frac{\beta}{\alpha} \geq 1 - \frac{c_{g,r}}{4 \cdot r} \frac{f_s^{\rightarrow}}{f_d^{\leftarrow}}$. Note that this constraint is satisfied by our choice of values for leakage parameters. Further the previous derivation gives us,

$$\bar{p}_{ss_2}^{\rightarrow}(t+1) \geq r,$$

and we conclude the second case. \square

B.3 Necessity of the linear rule for convergence to the shortest path (Theorem 5)

Theorem 5. Consider any graph G consisting of two parallel paths from s to d with a unique shortest path. When the leakage is zero for all the vertices, for every non-linear decision rule $g \in \mathcal{F}$, there exists a setting of initial pheromone and flow levels, with incoming flow increasing by a fixed multiplicative factor at each time step, such that the dynamics does not converge to the shortest path. The multiplicative factor and initial pheromone and flow levels are chosen as a function of g .

Proof of Theorem 5. Let n and m be the number of vertices between s and d on paths P_1 and P_2 respectively. Without loss of generality we let P_1 to be the shortest path (that is, $n < m$). We name the vertices from left to right on path P_1 by v_0 to v_{n+1} and P_2 by u_0 to u_{m+1} , with the convention $v_0 = u_0 = s$ and $v_{n+1} = u_{m+1} = d$. We also let $s_1 = v_1, s_2 = u_1, d_1 = v_n$ and $d_2 = u_m$. We divide the analysis into two cases.

For any non-linear $g \in \mathcal{F}$, there exists an $r \in (0, 1/2)$ such that $g(r) \neq r$. For such an r , one of the following two conditions holds: $g(r) < r$ or $g(r) > r$.

Case 1: Suppose $g(r) < r$, then we pick the following initial configuration and flow values:

- Assign pheromone values on the edges $(s, s_1), (s, s_2), (d_1, d), (d_2, d)$ such that the normalized pheromone level on $(s, s_1), (d_1, d)$ is $\leq r$, that is $\bar{p}_{ss_1}^{\rightarrow}(0), \bar{p}_{d_1d}^{\leftarrow}(0) \leq r$. Further assign the flow values on the edges such that they satisfy the following,

$$f_{v_i v_{i+1}}^{\rightarrow}(0) \leq f_s^{\rightarrow}(0) \cdot r \text{ and } f_{v_i v_{i+1}}^{\leftarrow}(0) \leq f_d^{\leftarrow}(0) \cdot r \quad (110)$$

$$f_{u_i u_{i+1}}^{\rightarrow}(0) \geq f_s^{\rightarrow}(0) \cdot (1 - r) \text{ and } f_{u_i u_{i+1}}^{\leftarrow}(0) \geq f_d^{\leftarrow}(0) \cdot (1 - r). \quad (111)$$

- Let $f_s^{\rightarrow}(0) = f_d^{\leftarrow}(0) = 1$. We specify the values of the flows $f_s^{\rightarrow}(t), f_d^{\leftarrow}(t)$ for times $t > 0$ later in the proof.

We show by induction that the above inequalities on flow and pheromone levels hold for all time $t \geq 0$ and therefore the system does not converge to the shortest path.

Hypothesis: At time $t \geq 0$, pheromone value on the edges $(s, s_1), (s, s_2), (d_1, d), (d_2, d)$ are such that the normalized pheromone level on $(s, s_1), (d_1, d)$ is $\leq r$, that is $\bar{p}_{ss_1}^{\rightarrow}(t), \bar{p}_{d_1d}^{\leftarrow}(t) \leq r$. Further the flow values on the edges satisfy the following,

$$f_{v_i v_{i+1}}^{\rightarrow}(t) \leq f_s^{\rightarrow}(t - i) \cdot r \text{ and } f_{v_i v_{i+1}}^{\leftarrow}(t) \leq f_d^{\leftarrow}(t - (n - i)) \cdot r \quad (112)$$

$$f_{u_i u_{i+1}}^{\rightarrow}(t) \geq f_s^{\rightarrow}(t - i) \cdot (1 - r) \text{ and } f_{u_i u_{i+1}}^{\leftarrow}(t) \geq f_d^{\leftarrow}(t - (m - i)) \cdot (1 - r). \quad (113)$$

In the above equations, $f_s^{\rightarrow}(t') \stackrel{\text{def}}{=} f_s^{\rightarrow}(0)$ and $f_d^{\leftarrow}(t') \stackrel{\text{def}}{=} f_d^{\leftarrow}(0)$ for all $t' < 0$.

Base case: The conditions trivially hold at time 0 because of the initial setting of flow and pheromone levels described above.

Induction Step: To prove the hypothesis for time $t + 1$, all we need to show is that, $\bar{p}_{ss_1}^{\rightarrow}(t + 1), \bar{p}_{d_1d}^{\leftarrow}(t + 1) \leq r$, $f_{v_0v_1}^{\rightarrow}(t + 1) = f_{ss_1}^{\rightarrow}(t + 1) \leq f_s^{\rightarrow}(t + 1) \cdot r$ and $f_{v_nv_{n+1}}^{\leftarrow}(t + 1) = f_{d_1d}^{\leftarrow}(t + 1) \leq f_d^{\leftarrow}(t + 1) \cdot r$; all the remaining inequalities follow from these basic inequalities. Also note that from the definition of our case, that is $g(r) < r$, we get that the inequalities $\bar{p}_{ss_1}^{\rightarrow}(t + 1), \bar{p}_{d_1d}^{\leftarrow}(t + 1) \leq r$ further imply the following,

$$f_{ss_1}^{\rightarrow}(t + 1) = f_s^{\rightarrow}(t + 1) \cdot g(\bar{p}_{ss_1}^{\rightarrow}(t + 1)) \leq f_s^{\rightarrow}(t + 1) \cdot g(r) < f_s^{\rightarrow}(t + 1) \cdot r,$$

and similarly,

$$f_{d_1d}^{\leftarrow}(t + 1) < f_d^{\leftarrow}(t + 1) \cdot r.$$

In the above we used monotonically non-decreasing property of decision rule g . Therefore it is enough to show that $\bar{p}_{ss_1}^{\rightarrow}(t + 1), \bar{p}_{d_1d}^{\leftarrow}(t + 1) \leq r$. As the proof for the bound on $\bar{p}_{d_1d}^{\leftarrow}(t + 1)$ is analogous to that of $\bar{p}_{ss_1}^{\rightarrow}(t + 1)$, in the remainder we focus our attention on the proof for $\bar{p}_{ss_1}^{\rightarrow}(t + 1)$. Recall the definition of $\bar{p}_{ss_1}^{\rightarrow}(t + 1)$,

$$\bar{p}_{ss_1}^{\rightarrow}(t + 1) = \frac{p_{ss_1}(t + 1)}{p_{ss_1}(t + 1) + p_{ss_2}(t + 1)} = \frac{p_{ss_1}(t) + f_{ss_1}^{\rightarrow}(t) + f_{ss_1}^{\leftarrow}(t)}{p_{ss_2}(t) + p_{ss_1}(t) + f_{ss_2}^{\rightarrow}(t) + f_{ss_1}^{\rightarrow}(t) + f_{ss_2}^{\leftarrow}(t) + f_{ss_1}^{\leftarrow}(t)} \quad (114)$$

We know by the induction step that,

$$\frac{p_{ss_1}(t)}{p_{ss_2}(t) + p_{ss_1}(t)} \leq r. \quad (115)$$

Also note that,

$$\frac{f_{ss_1}^{\leftarrow}(t)}{f_{ss_2}^{\leftarrow}(t) + f_{ss_1}^{\leftarrow}(t)} = \frac{\frac{f_{ss_1}^{\leftarrow}(t)}{f_{ss_2}^{\leftarrow}(t)}}{1 + \frac{f_{ss_1}^{\leftarrow}(t)}{f_{ss_2}^{\leftarrow}(t)}} \leq \frac{\frac{r \cdot f_d^{\leftarrow}(t-n)}{(1-r) \cdot f_d^{\leftarrow}(t-m)}}{1 + \frac{r \cdot f_d^{\leftarrow}(t-n)}{(1-r) \cdot f_d^{\leftarrow}(t-m)}} = \frac{r \cdot f_d^{\leftarrow}(t-n)}{f_d^{\leftarrow}(t-m) + r \cdot (f_d^{\leftarrow}(t-n) - f_d^{\leftarrow}(t-m))} \leq \frac{f_d^{\leftarrow}(t-n)}{f_d^{\leftarrow}(t-m)} \cdot r. \quad (116)$$

In the above we used the monotonically non-decreasing property of $x/(1+x)$ and the conditions provided by the induction step at time t , that is $f_{ss_1}^{\leftarrow}(t) \leq r \cdot f_d^{\leftarrow}(t-n)$ and $f_{ss_2}^{\leftarrow}(t) \geq (1-r) \cdot f_d^{\leftarrow}(t-m)$; which implies

that $\frac{f_{ss_1}^{\leftarrow}(t)}{f_{ss_2}^{\leftarrow}(t)} \leq \frac{r \cdot f_d^{\leftarrow}(t-n)}{(1-r) \cdot f_d^{\leftarrow}(t-m)}$. In the final inequality, we used $0 \leq r \leq 1$ and $f_d^{\leftarrow}(t-n) - f_d^{\leftarrow}(t-m) \geq 0$.

Note that $f_d^{\leftarrow}(t-n) - f_d^{\leftarrow}(t-m) \geq 0$ follows because $n \leq m$ and the fact that the incoming flows are non-decreasing.

Let $c_{g,r} \stackrel{\text{def}}{=} r - g(r) > 0$, then we have following upper bound on the flow value,

$$f_{ss_1}^{\rightarrow}(t) = f_s^{\rightarrow}(t) \cdot g(\bar{p}_{ss_1}^{\rightarrow}(t)) \leq f_s^{\rightarrow}(t) \cdot g(r) = f_s^{\rightarrow}(t) \cdot (r - c_{g,r}), \quad (117)$$

In the above we used $\bar{p}_{ss_1}^{\rightarrow}(t) \leq r$ and monotonicity of decision rule g . Using these bounds, we provide an

upper bound for the normalized pheromone level.

$$\bar{p}_{ss_1}^{\rightarrow}(t+1) = \frac{p_{ss_1}(t) + f_{ss_1}^{\rightarrow}(t) + f_{ss_1}^{\leftarrow}(t)}{p_{ss_2}(t) + p_{ss_1}(t) + f_{ss_2}^{\rightarrow}(t) + f_{ss_1}^{\rightarrow}(t) + f_{ss_2}^{\leftarrow}(t) + f_{ss_1}^{\leftarrow}(t)}, \quad (118)$$

$$\leq \frac{r \cdot (p_{ss_2}(t) + p_{ss_1}(t)) + f_{ss_1}^{\rightarrow}(t) + \frac{f_{ss_1}^{\leftarrow}(t-n)}{f_{ss_1}^{\leftarrow}(t-m)} \cdot r \cdot (f_{ss_2}^{\leftarrow}(t) + f_{ss_1}^{\leftarrow}(t))}{p_{ss_2}(t) + p_{ss_1}(t) + f_{ss_2}^{\rightarrow}(t) + f_{ss_1}^{\rightarrow}(t) + f_{ss_2}^{\leftarrow}(t) + f_{ss_1}^{\leftarrow}(t)}, \quad (119)$$

$$= r + \frac{\left(\frac{f_{ss_1}^{\leftarrow}(t-n)}{f_{ss_1}^{\leftarrow}(t-m)} - 1\right) \cdot r \cdot (f_{ss_2}^{\leftarrow}(t) + f_{ss_1}^{\leftarrow}(t)) + \left(f_{ss_1}^{\rightarrow}(t) - r(f_{ss_1}^{\rightarrow}(t) + f_{ss_2}^{\rightarrow}(t))\right)}{p_{ss_2}(t) + p_{ss_1}(t) + f_{ss_2}^{\rightarrow}(t) + f_{ss_1}^{\rightarrow}(t) + f_{ss_2}^{\leftarrow}(t) + f_{ss_1}^{\leftarrow}(t)}, \quad (120)$$

$$\leq r + \frac{\left(\frac{f_{ss_1}^{\leftarrow}(t-n)}{f_{ss_1}^{\leftarrow}(t-m)} - 1\right) \cdot r \cdot (f_{ss_2}^{\leftarrow}(t-m) + f_{ss_1}^{\leftarrow}(t-n)) + f_{ss_1}^{\rightarrow}(t) (r - c_{g,r} - r)}{p_{ss_2}(t) + p_{ss_1}(t) + f_{ss_2}^{\rightarrow}(t) + f_{ss_1}^{\rightarrow}(t) + f_{ss_2}^{\leftarrow}(t) + f_{ss_1}^{\leftarrow}(t)}, \quad (121)$$

$$\leq r + \frac{\left(\frac{f_{ss_1}^{\leftarrow}(t-n)}{f_{ss_1}^{\leftarrow}(t-m)} - 1\right) \cdot r \cdot (f_{ss_2}^{\leftarrow}(t-m) + f_{ss_1}^{\leftarrow}(t-n)) - c_{g,r} f_{ss_1}^{\rightarrow}(t)}{p_{ss_2}(t) + p_{ss_1}(t) + f_{ss_2}^{\rightarrow}(t) + f_{ss_1}^{\rightarrow}(t) + f_{ss_2}^{\leftarrow}(t) + f_{ss_1}^{\leftarrow}(t)}, \quad (122)$$

$$\leq r - \frac{\frac{1}{2} c_{g,r} f_{ss_1}^{\rightarrow}(t)}{p_{ss_2}(t) + p_{ss_1}(t) + f_{ss_2}^{\rightarrow}(t) + f_{ss_1}^{\rightarrow}(t) + f_{ss_2}^{\leftarrow}(t) + f_{ss_1}^{\leftarrow}(t)}, \quad (123)$$

$$\leq r. \quad (124)$$

In the second inequality we used Equations (115) and (116). In the third equality, we rearranged terms. In the fourth inequality, we used the following inequalities: $\frac{f_{ss_1}^{\leftarrow}(t-n)}{f_{ss_1}^{\leftarrow}(t-m)} - 1 \geq 0$, $f_{ss_2}^{\leftarrow}(t) \leq f_{ss_1}^{\leftarrow}(t-m)$, $f_{ss_1}^{\leftarrow}(t) \leq f_{ss_1}^{\leftarrow}(t-n)$, $f_{ss_1}^{\rightarrow}(t) + f_{ss_2}^{\rightarrow}(t) \leq f_{ss_1}^{\rightarrow}(t)$ and Equation (117). In the fifth inequality, we simplified the expression.

The sixth inequality holds if $\left(\frac{f_{ss_1}^{\leftarrow}(t-n)}{f_{ss_1}^{\leftarrow}(t-m)} - 1\right) \cdot r \cdot (f_{ss_2}^{\leftarrow}(t-m) + f_{ss_1}^{\leftarrow}(t-n)) \leq \frac{1}{2} c_{g,r} f_{ss_1}^{\rightarrow}(t)$.

We will set functions $f_{ss_1}^{\rightarrow}(t)$ and $f_{ss_1}^{\leftarrow}(t)$ such that the this condition is satisfied. Suppose we set $f_{ss_1}^{\rightarrow}(t) = f_{ss_1}^{\leftarrow}(t) = (1 + \alpha)^t$ for some $\alpha \geq 0$. Then the condition above is satisfied if α satisfies

$$(1 + \alpha)^{m-n} \leq 1 + \frac{c_{g,r}}{2 \cdot r} \frac{1}{(1 + \alpha)^{-n} + (1 + \alpha)^{-m}} = 1 + \frac{c_{g,r}}{2 \cdot r} \frac{(1 + \alpha)^m}{1 + (1 + \alpha)^{m-n}} \quad (125)$$

Suppose we set α small enough such that $(1 + \alpha)^{m-n} < 1 + \frac{1}{3} \min(\frac{c_{g,r}}{2 \cdot r}, 1)$, then α satisfies

$$(1 + \alpha)^{m-n} \leq 1 + \frac{c_{g,r}}{2 \cdot r} \cdot \frac{1}{3} \leq 1 + \frac{c_{g,r}}{2 \cdot r} \cdot \frac{1}{1 + (1 + \alpha)^{m-n}} \leq 1 + \frac{c_{g,r}}{2 \cdot r} \cdot \frac{(1 + \alpha)^m}{1 + (1 + \alpha)^{m-n}}. \quad (126)$$

In the first inequality we used $(1 + \alpha)^{m-n} < 1 + \frac{1}{3} \cdot \frac{c_{g,r}}{2 \cdot r}$. In the second inequality we used $(1 + \alpha)^{m-n} < 1 + \frac{1}{3} \leq 2$. In the third inequality we used $\alpha \geq 0$, which implies $(1 + \alpha)^m \geq 1$. Therefore there exists a setting of α which depends only on g, n and m such that when the incoming flow increases by a factor of $1 + \alpha$ at each time step, the previous analysis goes through and we get

$$\bar{p}_{ss_1}^{\rightarrow}(t+1) \leq r.$$

Therefore, by induction, the dynamics never converges to the shortest path P_1 . We conclude the first case.

Case 2: Suppose $g(r) > r$, then we pick the following initial configuration:

- Assign pheromone value on the edges $(s, s_1), (s, s_2), (d_1, d), (d_2, d)$ such that the normalized pheromone level on $(s, s_2), (d_2, d)$ is $\geq r$, that is $\bar{p}_{ss_2}^{\rightarrow}(0), \bar{p}_{d_2d}^{\leftarrow}(0) \geq r$. Further assign the flow values on the edges such that they satisfy the following,

$$f_{v_i v_{i+1}}^{\rightarrow}(0) \leq f_s^{\rightarrow}(0) \cdot (1 - r) \text{ and } f_{v_i v_{i+1}}^{\leftarrow}(0) \leq f_d^{\leftarrow}(0) \cdot (1 - r) \quad (127)$$

$$f_{u_i u_{i+1}}^{\rightarrow}(0) \geq f_s^{\rightarrow}(0) \cdot r \text{ and } f_{v_i v_{i+1}}^{\leftarrow}(0) \geq f_d^{\leftarrow}(0) \cdot r. \quad (128)$$

- Let $f_s^{\rightarrow}(0) = f_d^{\leftarrow}(0) = 1$. We specify the values of the flows $f_s^{\rightarrow}(t), f_d^{\leftarrow}(t)$ for times $t > 0$ later in the proof.

We show by induction that the above inequalities on flow and pheromone levels hold for all time $t \geq 0$ and therefore the system does not converge to the shortest path.

Hypothesis: At time $t \geq 0$, pheromone value on the edges $(s, s_1), (s, s_2), (d_1, d), (d_2, d)$ are such that the normalized pheromone level on $(s, s_2), (d_2, d)$ is $\geq r$, that is $\bar{p}_{ss_2}^{\rightarrow}(t), \bar{p}_{d_2d}^{\leftarrow}(t) \geq r$. Further the flow values on the edges satisfy the following,

$$f_{v_i v_{i+1}}^{\rightarrow}(t) \leq f_s^{\rightarrow}(t - i) \cdot (1 - r) \text{ and } f_{v_i v_{i+1}}^{\leftarrow}(t) \leq f_d^{\leftarrow}(t - (n - i)) \cdot (1 - r) \quad (129)$$

$$f_{u_i u_{i+1}}^{\rightarrow}(t) \geq f_s^{\rightarrow}(t - i) \cdot r \text{ and } f_{v_i v_{i+1}}^{\leftarrow}(t) \geq f_d^{\leftarrow}(t - (m - i)) \cdot r. \quad (130)$$

In the above equations, $f_s^{\rightarrow}(t') = f_s^{\rightarrow}(0)$ and $f_d^{\leftarrow}(t') = f_d^{\leftarrow}(0)$ for all $t' < 0$.

Base case: The conditions trivially hold at time 0 because of the initial setting of flow and pheromone levels described above.

Induction Step: To prove the hypothesis for time $t + 1$, all we need to show is that, $\bar{p}_{ss_2}^{\rightarrow}(t + 1), \bar{p}_{d_2d}^{\leftarrow}(t + 1) \geq r$, $f_{u_0 u_1}^{\rightarrow}(t + 1) = f_{ss_2}^{\rightarrow}(t + 1) \geq f_s^{\rightarrow}(t + 1) \cdot r$ and $f_{u_m u_{m+1}}^{\leftarrow}(t + 1) = f_{d_2d}^{\leftarrow}(t + 1) \geq f_d^{\leftarrow}(t + 1) \cdot r$; all the remaining inequalities follows from these basic inequalities. Also note that from the definition of our case, that is $g(r) > r$, we get that the inequalities $\bar{p}_{ss_2}^{\rightarrow}(t + 1), \bar{p}_{d_2d}^{\leftarrow}(t + 1) \geq r$ further imply $f_{ss_2}^{\rightarrow}(t + 1) \geq f_s^{\rightarrow}(t + 1) \cdot r$ and $f_{d_2d}^{\leftarrow}(t + 1) \geq f_d^{\leftarrow}(t + 1) \cdot r$.

To see this, note that

$$f_{ss_2}^{\rightarrow}(t + 1) = f_s^{\rightarrow}(t + 1) \cdot g(\bar{p}_{ss_2}^{\rightarrow}(t + 1)) \geq f_s^{\rightarrow}(t + 1) \cdot g(r) \geq f_s^{\rightarrow}(t + 1) \cdot r,$$

when $\bar{p}_{ss_2}^{\rightarrow}(t + 1) \leq 1/2$ and,

$$f_{ss_2}^{\rightarrow}(t + 1) = f_s^{\rightarrow}(t + 1) \cdot (1 - g(1 - \bar{p}_{ss_2}^{\rightarrow}(t + 1))) \geq f_s^{\rightarrow}(t + 1) \cdot (1 - g(1/2)) = f_s^{\rightarrow}(t + 1) \cdot \frac{1}{2} \geq f_s^{\rightarrow}(t + 1) \cdot r,$$

when $\bar{p}_{ss_2}^{\rightarrow}(t + 1) \geq 1/2$, where we used monotonically non-decreasing property of g for the above inequalities. Also, we used $g(1/2) = 1/2$ and $r \leq 1/2$ for the last inequality. Here, we had to consider two cases because function g takes as input the minimum of the two normalized pheromone levels. Similarly we can show $f_{d_2d}^{\leftarrow}(t + 1) \geq f_d^{\leftarrow}(t + 1) \cdot r$.

Therefore it is enough to show that $\bar{p}_{ss_2}^{\rightarrow}(t+1), \bar{p}_{d_2d}^{\leftarrow}(t+1) \geq r$. As the proof for the bound on $\bar{p}_{d_2d}^{\leftarrow}(t+1)$ is analogous to that of $\bar{p}_{ss_2}^{\rightarrow}(t+1)$, in the remainder we focus our attention on the proof for $\bar{p}_{ss_2}^{\rightarrow}(t+1)$. Recall the definition of $\bar{p}_{ss_2}^{\rightarrow}(t+1)$,

$$\bar{p}_{ss_2}^{\rightarrow}(t+1) = \frac{p_{ss_2}(t+1)}{p_{ss_1}(t+1) + p_{ss_2}(t+1)} = \frac{p_{ss_2}(t) + f_{ss_2}^{\rightarrow}(t) + f_{ss_2}^{\leftarrow}(t)}{p_{ss_1}(t) + p_{ss_2}(t) + f_{ss_1}^{\rightarrow}(t) + f_{ss_2}^{\rightarrow}(t) + f_{ss_1}^{\leftarrow}(t) + f_{ss_2}^{\leftarrow}(t)} \quad (131)$$

We know by the induction step that,

$$\frac{p_{ss_2}(t)}{p_{ss_1}(t) + p_{ss_2}(t)} \geq r. \quad (132)$$

Also note that,

$$\frac{f_{ss_2}^{\leftarrow}(t)}{f_{ss_1}^{\leftarrow}(t) + f_{ss_2}^{\leftarrow}(t)} = \frac{\frac{f_{ss_2}^{\leftarrow}(t)}{f_{ss_1}^{\leftarrow}(t)}}{1 + \frac{f_{ss_2}^{\leftarrow}(t)}{f_{ss_1}^{\leftarrow}(t)}} \geq \frac{\frac{r \cdot f_d^{\leftarrow}(t-m)}{(1-r) \cdot f_d^{\leftarrow}(t-n)}}{1 + \frac{r \cdot f_d^{\leftarrow}(t-m)}{(1-r) \cdot f_d^{\leftarrow}(t-n)}} = \frac{r \cdot f_d^{\leftarrow}(t-m)}{f_d^{\leftarrow}(t-n) - r \cdot (f_d^{\leftarrow}(t-n) - f_d^{\leftarrow}(t-m))} \geq \frac{f_d^{\leftarrow}(t-m)}{f_d^{\leftarrow}(t-n)} \cdot r. \quad (133)$$

In the above we used the monotonically non-decreasing property of $x/(1+x)$ and the conditions provided by the induction step at time t , that is $f_{ss_2}^{\leftarrow}(t) \geq r \cdot f_d^{\leftarrow}(t-m)$ and $f_{ss_1}^{\leftarrow}(t) \leq (1-r) \cdot f_d^{\leftarrow}(t-n)$; which implies $\frac{f_{ss_2}^{\leftarrow}(t)}{f_{ss_1}^{\leftarrow}(t)} \geq \frac{r \cdot f_d^{\leftarrow}(t-m)}{(1-r) \cdot f_d^{\leftarrow}(t-n)}$. In the final inequality we used $0 \leq r \leq 1$ and $f_d^{\leftarrow}(t-n) - f_d^{\leftarrow}(t-m) \geq 0$, which follows because $n \leq m$ and the incoming flows are non-decreasing.

Let $c_{g,r} \stackrel{\text{def}}{=} g(r) - r > 0$. We have the following upper bound on the flow value,

$$f_{ss_2}^{\rightarrow}(t) \geq f_s^{\rightarrow}(t) \cdot (r + c_{g,r}), \quad (134)$$

To see this, note that

$$f_{ss_2}^{\rightarrow}(t) = f_s^{\rightarrow}(t) \cdot g(\bar{p}_{ss_2}^{\rightarrow}(t)) \geq f_s^{\rightarrow}(t) \cdot g(r) = f_s^{\rightarrow}(t) \cdot (r + c_{g,r}),$$

when $\bar{p}_{ss_2}^{\rightarrow}(t) \leq 1/2$. In the above we used $\bar{p}_{ss_2}^{\rightarrow}(t) \geq r$ and monotonicity of decision rule g . And

$$\begin{aligned} f_{ss_2}^{\rightarrow}(t) &= f_s^{\rightarrow}(t) \cdot (1 - g(1 - \bar{p}_{ss_2}^{\rightarrow}(t))) \geq f_s^{\rightarrow}(t) \cdot (1 - g(1/2)) \\ &= f_s^{\rightarrow}(t) \cdot \frac{1}{2} = f_s^{\rightarrow}(t) \cdot g(1/2) \geq f_s^{\rightarrow}(t) \cdot g(r) = f_s^{\rightarrow}(t) \cdot (r + c_{g,r}), \end{aligned}$$

when $\bar{p}_{ss_2}^{\rightarrow}(t) > 1/2$. In the above, we used $\bar{p}_{ss_2}^{\rightarrow}(t) > 1/2$, monotonicity of decision rule g , $g(1/2) = 1/2$ and $r \leq 1/2$.

Using these bounds, we provide an upper bound for the normalized pheromone level.

$$\bar{p}_{ss_2}^{\rightarrow}(t+1) = \frac{p_{ss_2}(t) + f_{ss_2}^{\rightarrow}(t) + f_{ss_2}^{\leftarrow}(t)}{p_{ss_1}(t) + p_{ss_2}(t) + f_{ss_1}^{\rightarrow}(t) + f_{ss_2}^{\rightarrow}(t) + f_{ss_1}^{\leftarrow}(t) + f_{ss_2}^{\leftarrow}(t)}, \quad (135)$$

$$\geq \frac{r \cdot (p_{ss_1}(t) + p_{ss_2}(t)) + f_{ss_2}^{\rightarrow}(t) + \frac{f_{ss_2}^{\leftarrow}(t-m)}{f_{ss_2}^{\leftarrow}(t-n)} \cdot r \cdot (f_{ss_2}^{\leftarrow}(t) + f_{ss_1}^{\leftarrow}(t))}{p_{ss_1}(t) + p_{ss_2}(t) + f_{ss_1}^{\rightarrow}(t) + f_{ss_2}^{\rightarrow}(t) + f_{ss_1}^{\leftarrow}(t) + f_{ss_2}^{\leftarrow}(t)}, \quad (136)$$

$$= r + \frac{\left(\frac{f_{ss_2}^{\leftarrow}(t-m)}{f_{ss_2}^{\leftarrow}(t-n)} - 1\right) \cdot r \cdot (f_{ss_2}^{\leftarrow}(t) + f_{ss_1}^{\leftarrow}(t)) + \left(f_{ss_2}^{\rightarrow}(t) - r \cdot (f_{ss_1}^{\rightarrow}(t) + f_{ss_2}^{\rightarrow}(t))\right)}{p_{ss_1}(t) + p_{ss_2}(t) + f_{ss_1}^{\rightarrow}(t) + f_{ss_2}^{\rightarrow}(t) + f_{ss_1}^{\leftarrow}(t) + f_{ss_2}^{\leftarrow}(t)}, \quad (137)$$

$$\geq r + \frac{\left(\frac{f_{ss_2}^{\leftarrow}(t-m)}{f_{ss_2}^{\leftarrow}(t-n)} - 1\right) \cdot r \cdot (f_{ss_2}^{\leftarrow}(t-m) + f_{ss_2}^{\leftarrow}(t-n)) + f_{ss_2}^{\rightarrow}(t) \cdot (r + c_{g,r} - r)}{p_{ss_1}(t) + p_{ss_2}(t) + f_{ss_1}^{\rightarrow}(t) + f_{ss_2}^{\rightarrow}(t) + f_{ss_1}^{\leftarrow}(t) + f_{ss_2}^{\leftarrow}(t)}, \quad (138)$$

$$\geq r + \frac{\left(\frac{f_{ss_2}^{\leftarrow}(t-m)}{f_{ss_2}^{\leftarrow}(t-n)} - 1\right) \cdot r \cdot (f_{ss_2}^{\leftarrow}(t-m) + f_{ss_2}^{\leftarrow}(t-n)) + c_{g,r} f_{ss_2}^{\rightarrow}(t)}{p_{ss_1}(t) + p_{ss_2}(t) + f_{ss_1}^{\rightarrow}(t) + f_{ss_2}^{\rightarrow}(t) + f_{ss_1}^{\leftarrow}(t) + f_{ss_2}^{\leftarrow}(t)}, \quad (139)$$

$$\geq r + \frac{\frac{1}{2} c_{g,r} f_{ss_2}^{\rightarrow}(t)}{p_{ss_1}(t) + p_{ss_2}(t) + f_{ss_1}^{\rightarrow}(t) + f_{ss_2}^{\rightarrow}(t) + f_{ss_1}^{\leftarrow}(t) + f_{ss_2}^{\leftarrow}(t)}, \quad (140)$$

$$\geq r. \quad (141)$$

In the second inequality we used Equations (132) and (133). In the third equality, we rearranged terms. In the fourth inequality, we used the following inequalities: $\frac{f_{ss_2}^{\leftarrow}(t-m)}{f_{ss_2}^{\leftarrow}(t-n)} - 1 \leq 0$, $f_{ss_2}^{\leftarrow}(t) \leq f_{ss_2}^{\leftarrow}(t-m)$, $f_{ss_1}^{\leftarrow}(t) \leq f_{ss_1}^{\leftarrow}(t-n)$, $f_{ss_1}^{\rightarrow}(t) + f_{ss_2}^{\rightarrow}(t) \leq f_{ss_1}^{\rightarrow}(t)$ and Equation (134). In the fifth inequality, we simplified the expression.

The sixth inequality holds if $\left(\frac{f_{ss_2}^{\leftarrow}(t-m)}{f_{ss_2}^{\leftarrow}(t-n)} - 1\right) \cdot r \cdot (f_{ss_2}^{\leftarrow}(t-m) + f_{ss_2}^{\leftarrow}(t-n)) \geq -\frac{1}{2} c_{g,r} f_{ss_2}^{\rightarrow}(t)$.

We will set functions $f_{ss_2}^{\rightarrow}(t)$ and $f_{ss_2}^{\leftarrow}(t)$ such that the this condition is satisfied. Suppose we set $f_{ss_2}^{\rightarrow}(t) = f_{ss_2}^{\leftarrow}(t) = (1 + \alpha)^t$ for some $\alpha \geq 0$. Then the condition above is satisfied if α satisfies

$$(1 + \alpha)^{n-m} \geq 1 - \frac{c_{g,r}}{2 \cdot r} \frac{1}{(1 + \alpha)^{-m} + (1 + \alpha)^{-n}} = 1 - \frac{c_{g,r}}{2 \cdot r} \frac{(1 + \alpha)^n}{(1 + \alpha)^{n-m} + 1}. \quad (142)$$

Recall that $n \leq m$. Suppose we set α small enough such that $(1 + \alpha)^{n-m} \geq 1 - \frac{1}{2} \min(\frac{c_{g,r}}{2 \cdot r}, 1)$, then note that,

$$(1 + \alpha)^{n-m} \geq 1 - \frac{1}{2} \cdot \frac{c_{g,r}}{2 \cdot r} \geq 1 - \frac{c_{g,r}}{2 \cdot r} \cdot \frac{1}{1 + (1 + \alpha)^{n-m}} \geq 1 - \frac{c_{g,r}}{2 \cdot r} \cdot \frac{(1 + \alpha)^n}{1 + (1 + \alpha)^{n-m}} \quad (143)$$

In the first inequality, we used $(1 + \alpha)^{n-m} \geq 1 - \frac{1}{2} \min(\frac{c_{g,r}}{2 \cdot r}, 1) \geq 1 - \frac{1}{2} \frac{c_{g,r}}{2 \cdot r}$. In the second inequality we used, $\alpha \geq 0$, $n \leq m$; which implies $(1 + \alpha)^{n-m} \leq 1$. In the final inequality, we used $\alpha \geq 0$, which implies $(1 + \alpha)^n \geq 1$. Therefore there exists a setting of α which depends only on g , n and m such that when the incoming flow increases by a factor of $1 + \alpha$ at each time step, the previous analysis goes through and we get

$$\bar{p}_{ss_2}^{\rightarrow}(t+1) \geq r.$$

Therefore, by induction, the dynamics never converges to the shortest path P_1 . We conclude the second case. \square

C Simulation Details

In Section 3, we discussed various simulation results for linear and non-linear decision rules. We give more details of these simulations here.

Graph families considered. We ran the simulations for three kinds of directed graphs: graphs sampled from the $G(n, p)$ model, graphs sampled from the $G(n, p)$ model with the additional locality constraint that an edge can exist between vertex i and j only if $|i - j| \leq k$ for some parameter k (with the source vertex and the destination the vertex numbered 1 and n respectively), and the grid graph. $G(n, p)$ model with the additional constraint ensures that the graph has long paths between the source and the destination. We only considered instances where there was at least one path from the source to the destination.

For the $G(n, p)$ model and its locally constrained version, we consider two kinds of graph families: one where an edge is allowed from i to j only if $i < j$ (resulting in a DAG), and the other where the edges can go both ways. We will use $G(n, p)$ and $G(n, p)$ local to denote the $G(n, p)$ graph and its locally constrained version where edges can go both ways, and $G(n, p)$ DAG and $G(n, p)$ local DAG to denote their acyclic versions respectively.

C.1 Linear Decision Rule

In Section 3.1, we discussed that with linear decision rule, in the fixed incoming flow setting, the dynamics converges to the path with the minimum leakage. With increasing flow, and no leakage, the dynamics converges to the shortest path. We generated a large number of instances with different values for n , p , k and other parameters and observed the desired convergence in all the simulated instances. Below, we describe the details of the parameter settings we considered.

For all the simulations, the decay parameter δ was set to 0.9. The initial forward flow level at s and backward flow level at d was chosen uniformly at random from $(0.5, 1)$, and the initial flow at all other vertices was set to 0. We ran each simulation instance with two settings for initial pheromone level: (i) setting initial pheromone levels at all edges to 1, (ii) choosing initial pheromone level on the edges uniformly at random from $(0, 1)$.

C.1.1 Leakage with fixed flow

For all the randomly generated instance, we chose the leakage value of all the vertices uniformly at random from $(0, 0.1)$. For all these instances, the dynamics converged to the path with the minimum leakage. Below, we describe the parameter values for different graph families.

1. $G(n, p)$ and $G(n, p)$ DAG: We ran 1000 instances each with (n, p) set to $(100, 0.05)$, $(100, 0.1)$ and $(100, 0.5)$. We ran 100 instances each with (n, p) set to $(1000, 0.01)$ and $(1000, 0.005)$.
2. $G(n, p)$ local and $G(n, p)$ local DAG: We ran 1000 instances with $(n, p) = (100, 0.5)$ and window size of 10, and 10 instances with $(n, p) = (1000, 0.5)$ and window size of 40.
3. Grid graph: We ran the simulations on a 10X10 grid graph with source and destination at the diagonally opposite extreme vertices. We ran 100 instances. The graph structure was same across all these instances, but other parameter values such as leakage levels, initial pheromone levels etc. were chosen randomly as described above.

C.1.2 Increasing flow with no leakage

In this case, the leakage was set to 0 for all the vertices. We increase the forward flow level at s and backward flow level at d by a factor of 1.1 every time step. To avoid floating point overflow, instead of multiplying the forward and backward flow values at s and d by 1.1, we keep these two values the same,

and divide all other flow values and pheromone levels in the graph by a factor of 1.1. For any decision rule that only depends on the normalized pheromone levels (which holds for the linear rule), it is not difficult to see that only the relative values of flow and pheromone level matter, and this gives rise to exactly the same dynamics (up to scaling) as when we multiply the forward flow at s and backward flow at d by 1.1. When the value of pheromone level or flow at any edge became too small (smaller than the minimum allowed value for a 64 bit floating point number which is $\approx 10^{-323}$), we rounded it to zero.

For all the graphs, we planted a short path in the graph so as to ensure that the shortest path is unique. In all the simulations, we observed that the dynamics converges to this shortest path. Below, we describe the details for different graph types.

1. $G(n, p)$ and $G(n, p)$ DAG: We ran 1000 instances each with (n, p) set to $(100, 0.05)$, $(100, 0.1)$ and $(100, 0.5)$. We ran 100 instances each with (n, p) set to $(1000, 0.01)$ and $(1000, 0.005)$. For all the instances, we plant a randomly generated shortest path of length 1 smaller than the previous shortest path, so that there is unique shortest path in the graph so obtained.
2. $G(n, p)$ local and $G(n, p)$ local DAG: We ran 1000 instances with $(n, p) = (100, 0.5)$ and window size of 10, and 100 instances with $(n, p) = (1000, 0.5)$ and window size of 40. We planted the shortest path having edges $(1, k+r)$, $(k+r, 2(k+r))$, $(2(k+r), 3(k+r))$ and so on. Here, 1 is the source vertex and n is the destination vertex, and r is a random integer in $[1, \text{window size}]$.
3. Grid graph: We ran the simulations on a 10X10 grid graph with source and destination at the diagonally opposite extreme vertices. We ran 100 instances. For each instance, we planted a randomly generated shortest path of length randomly chosen from $\{9, 10, 11\}$.

C.2 Nonlinear Decision Rules

In Section 3.2, we showed that for a reasonably general family of decision rules, the linear decision rule is its unique member with guaranteed convergence to the path with minimum leakage or the shortest path. Note that these results only suggest that linear decision rule is necessary for *guaranteed convergence* to the shortest or the minimum leakage path. Can it be the case that even with non-linear decision rules, the forces of increasing flow and leakage still help in finding shorter or smaller leakage paths respectively, compared to the paths found in the absence of these forces? To understand this question, we ran simulations for various non-linear decision rules. We observe that within each graph family, for a large fraction of graph instances, the path found in the presence of these forces has length (respectively leakage) smaller than or equal to the length (respectively leakage) of the path found in their absence. These simulations suggest that the usefulness of the forces of leakage and increasing flow is not limited to the linear decision rule. Below, we discuss more details of these simulations.

C.2.1 Decision rules details

We consider the following non-linear decision rules:

- **Quadratic:** This rule divides the flow in proportion to the square of the pheromone levels.
- **1.1 power:** This rule divides the flow in proportion to the 1.1th power of the pheromone levels. We study this rule to understand the effect of strength of non-linearity. Since this rule is closer to the linear rule compared to the quadratic rule, we would expect that the forces of leakage and increasing flow are more effective with this rule compared to the quadratic rule.
- **Quadratic-with-offset:** This rule is a slight variant of the quadratic rule and has been used previously [Den+90] to model ant behaviour. This rule adds a fixed positive constant c to the pheromone levels, and divides the flow in proportion to the square of the offsetted pheromone levels. The parameter c was added to encourage exploration.

- **Rank-edge:** This rule was introduced in [CGN18]. This rule ranks the edges from highest to lowest pheromone levels. If multiple edges have the same pheromone level, they get the same rank. Let $q \in (0, 1)$ be some parameter. This rule sends $(1 - q)$ fraction of flow to the first ranked edge, $q(1 - q)$ fraction of flow to the second ranked edge, $q^2(1 - q)$ fraction of flow to the third ranked edge and so on. In general, the i^{th} ranked edge gets $q^{i-1}(1 - q)$ fraction of flow. If there are k edges at the i^{th} rank, then each of them gets $\frac{q^{i-1}(1-q)}{k}$ fraction of flow. One exception to this rule is the lowest ranked edge which gets all the remaining flow that has not been assigned to any other edge. If there are multiple edges at the lowest rank, then this remaining flow gets divided equally among them.

C.2.2 Results

As in the linear decision rule case, we considered the $G(n, p)$, $G(n, p)$ local, $G(n, p)$ DAG, $G(n, p)$ local DAG and the grid graph for our simulations with non-linear decision rules. In the increasing flow case, similar to the linear decision rule setting, we add a random shortest path to these graphs so that the shortest path is unique. For each non-linear decision rule and each graph family, we ran simulations with 100 random graph instances.

In Table 1, we show the effect of leakage with non-linear decision rules. There is a subtle distinction here between path leakage as an objective function and leakage as a process affecting the dynamics. For each graph instance, we assign leakage values to vertices. This gives us a path leakage objective function for each graph instance. For each graph instance, we compare two settings, the baseline setting in which the leakage process is not applied at vertices during the dynamics and the main setting in which the leakage process is applied. Now for each graph instance, we compare the path leakage objective function of the path found in the baseline setting and the main setting. We report the fraction of instances where the path leakage objective in the main setting is unchanged or smaller as compared to the baseline setting. We also report the average percentage difference in the path leakage objective between the baseline and the main setting, that is

$$\frac{1}{n} \sum_{i=1}^n 100 * \frac{\text{path_leakage}(\text{main}_i) - \text{path_leakage}(\text{baseline}_i)}{\text{path_leakage}(\text{baseline}_i)}.$$

Here, $\text{path_leakage}(\text{main}_i)$ and $\text{path_leakage}(\text{baseline}_i)$ denote the path leakage objective obtained in the main setting and the baseline setting respectively, for the i^{th} graph instance. In the last column, we report the average percentage difference in path leakage for the baseline compared to the optimum (minimum) path leakage, that is

$$\frac{1}{n} \sum_{i=1}^n 100 * \frac{\text{path_leakage}(\text{opt}_i) - \text{path_leakage}(\text{baseline}_i)}{\text{path_leakage}(\text{baseline}_i)}.$$

Here, $\text{path_leakage}(\text{opt}_i)$ denotes the optimum path leakage for the i^{th} graph instance. Due to symmetry in the grid graph, the dynamics does not converge to a path in the baseline setting, therefore we do not consider grid graphs while studying the effect of leakage with non-linear decision rules.

In Table 2, we show the effect of increasing flow with non-linear decision rules. Again, we consider the baseline setting where there is no increasing flow, and the main setting with increasing flow. We report the fraction of instances where the path length in the main setting is unchanged or smaller as compared to the baseline setting. We also report the average percentage difference in the length of path found between the baseline and the main setting, that is

$$\frac{1}{n} \sum_{i=1}^n 100 * \frac{\text{path_length}(\text{main}_i) - \text{path_length}(\text{baseline}_i)}{\text{path_length}(\text{baseline}_i)}.$$

Here, $\text{path_length}(\text{main}_i)$ and $\text{path_length}(\text{baseline}_i)$ denote the path length obtained in the main setting and the baseline setting respectively, for the i^{th} graph instance. In the last column, we report the average

Decision rule	Graph family	% instances with unchanged path leak.	% instances with smaller path leak.	Avg. % change	Avg. % change opt.
1.1 power	$G(n, p)$ local	1	98	-27.5	-43.9
	$G(n, p)$ local DAG	0	100	-38.1	-47.7
	$G(n, p)$	70	30	-12.3	-26.1
	$G(n, p)$ DAG	88	12	-3.9	-17.7
Quadratic	$G(n, p)$ local	27	67	-8.2	-44.3
	$G(n, p)$ local DAG	24	73	-12.5	-47.2
	$G(n, p)$	83	16	-4.5	-24.8
	$G(n, p)$ DAG	94	6	-2.4	-22.3
Quadratic -with- offset	$G(n, p)$ local	2	79	-10.5	-43.1
	$G(n, p)$ local DAG	1	93	-17.6	-47.6
	$G(n, p)$	84	14	-5.2	-25.4
	$G(n, p)$ DAG	93	6	-2.7	-22.6
Rank-edge	$G(n, p)$ local	67	32	-2.8	-40.6
	$G(n, p)$ local DAG	63	31	-2.5	-40.2
	$G(n, p)$	78	22	-4.1	-21.2
	$G(n, p)$ DAG	81	19	-4.1	-15.2

Table 1: Effect of leakage with non-linear decision rules.

percentage difference in path length for the baseline compared to the shortest length path, that is

$$\frac{1}{n} \sum_{i=1}^n 100 * \frac{\text{path_length}(\text{opt}_i) - \text{path_length}(\text{baseline}_i)}{\text{path_length}(\text{baseline}_i)}.$$

Here, $\text{path_length}(\text{opt}_i)$ denotes the shortest path length for the i^{th} graph instance.

We discuss our major observations below:

- **Usefulness of forces of leakage and increasing flow not limited to the linear rule:** For a large fraction of graph instances in each graph family, the path found in the presence of these forces has length (respectively leakage) smaller than or equal to the length (respectively leakage) of the path found in their absence. This holds for all non-linear decision rules considered.
- **Forces of leakage and increasing flow more effective with weaker non-linearity:** One would intuitively hope that the closer a non-linear decision rule is to the linear rule, the more effective the forces of leakage and increasing flow would be. To study this, we compare the quadratic decision rule with 1.1 power rule. For all graph families, we observe that the percentage of instances with strictly smaller path leakage (path length resp.) is higher for 1.1 power rule. We also observe that the average percentage change in path leakage (path length resp.) is more negative for 1.1 power rule. This shows that the forces of leakage and increasing flow are more effective for 1.1 power rule (which is closer to the linear rule) compared to the quadratic rule.
- **Effectiveness of the forces of leakage and increasing flow varies across graph families:** We observe that the effectiveness of leakage and increasing flow varies across graph types. For instance, across all non-linear rules considered, we observe that the percentage of instances with strictly smaller path leakage (path length resp.) is higher for $G(n, p)$ local and $G(n, p)$ local DAG graphs compared to $G(n, p)$ and $G(n, p)$ DAG graphs. We also observe that there are a few instances where these forces end up increasing the path leakage (path length resp.). For instance, with 1.1 power rule and for $G(n, p)$ local graph family, 1% of instances end up with increased leakage compared to the baseline. It is an interesting direction for future research to understand what graph properties affect the effectiveness of leakage and increasing flow with non-linear decision rules.

Decision rule	Graph family	% instances with unchanged path len.	% instances with smaller path len.	Avg. % change	Avg. % change opt.
1.1 power	$G(n, p)$ local	77	23	-4.6	-4.6
	$G(n, p)$ local DAG	22	78	-29	-29
	Grid	56	44	-8.3	-16.4
	$G(n, p)$	100	0	0	0
	$G(n, p)$ DAG	96	4	-1.3	-1.3
Quadratic	$G(n, p)$ local	83	17	-3.3	-4.4
	$G(n, p)$ local DAG	55	45	-13.8	-19.6
	Grid	85	12	-1.7	-15
	$G(n, p)$	100	0	0	0
	$G(n, p)$ DAG	99	1	-0.3	-2.4
Quadratic -with- offset	$G(n, p)$ local	72	28	-5.7	-6.5
	$G(n, p)$ local DAG	14	85	-38.8	-42
	Grid	27	71	-29.2	-39.6
	$G(n, p)$	100	0	0	0
	$G(n, p)$ DAG	92	8	-3.9	-5.4
Rank-edge	$G(n, p)$ local	99	1	-0.1	-0.1
	$G(n, p)$ local DAG	95	5	-0.9	-0.9
	Grid	83	17	-2.7	-2.7
	$G(n, p)$	100	0	0	0
	$G(n, p)$ DAG	100	0	0	0

Table 2: Effect of increasing flow with non-linear decision rules.

- **Non-linear decision rules can prefer short paths even in the absence of increasing flow:** We observe that non-linear decision rules considered end up finding relatively short paths even without increasing flow. Such a behaviour is consistent with past observations [Gos+89; CGN18] where various non-linear decision rules have been shown to find relatively short paths. For instance, with $G(n, p)$ graphs, we observe that all the non-linear rules considered end up finding the shortest path for all graph instances. However, increasing flow does help in nudging the dynamics towards shorter paths (when the dynamics does not already converge to the shortest path).
- **Faster convergence with non-linear decision rules compared to linear decision rules:** For the non-linear decision rules we considered, we observe that simulations take significantly fewer iterations to converge compared to linear decision rules. This is true for settings involving leakage as well as increasing flow. Moreover, we observe that convergence is faster with stronger non-linearity. For instance, we observe that convergence with quadratic rule is faster compared to 1.1 power rule. Recall that we also observed that the forces of leakage and increasing flow were more effective with weaker non-linearity. In this sense, the strength of non-linearity can be thought of as a useful knob to balance the trade-off between convergence time and effectiveness of forces of leakage and increasing flow.

C.2.3 Parameter setting and implementation details

In this section, we describe how we set various parameters for the non-linear decision rule simulations:

- **Graph parameter setting:** For the $G(n, p)$ and $G(n, p)$ DAG graphs, we set $n = 100$ and $p = 0.1$. For $G(n, p)$ local and $G(n, p)$ local DAG, we set $n = 100$, $p = 0.5$ and window size $k = 10$. For the grid graph, we consider a 10X10 grid. Similar to the linear decision rule case, we plant a random shortest path to the graphs in increasing flow case so that the shortest path is unique.
- **Decay parameter and initial flow:** The decay parameter δ was set to 0.9. The initial forward flow

level at s and backward flow level at d was chosen uniformly at random from $(0.5, 1)$, and the initial flow at all other vertices was set to 0.

- **Leakage:** For the case when there is leakage at vertices, the leakage at each vertex is chosen uniformly at random from $(0.9, 1)$.
- **Increasing flow rate:** In the case of increasing flow, we increase the incoming forward and backward flow by a factor of 1.1 at each time step. Similar to the linear decision rule case, to avoid floating point overflow, we implement this by decreasing all other flows and pheromone levels by a factor of 1.1 except the incoming forward and backward flows. For any decision rule that only depends on the normalized pheromone levels, it is not difficult to see that only the relative values of flow and pheromone level matter, and our implementation gives rise to exactly the same dynamics (up to scaling) as when we increased the incoming forward and backward flows by a factor of 1.1. All the non-linear decision rules we consider here only depend on the normalized pheromone levels except the quadratic-with-offset rule. For the quadratic-with-offset rule, we additionally also scale down parameter c by 1.1 in each step, which makes the dynamics equivalent (up to scaling) to the case where incoming flows are multiplied by 1.1. When the value of pheromone level or flow at any edge becomes too small (smaller than the minimum allowed value for a 64 bit floating point number $\approx 10^{-323}$), we round it to zero.
- **Decision rule parameters:** The quadratic and 1.1 power rules do not have any parameters to be set. Quadratic-with-offset rule has a parameter c . Note that when c is large, the dynamics would not converge to a single path. We set c to be small enough such that the dynamics for most instances end up converging to a single path. Here, we consider the dynamics to have converged when 95% of the flow is going through a single path. For the leakage simulations, we set the value of $c = 0.25$ for all graph instances. For the increasing flow simulations, we set the value of $c = 1$ for the grid graph instances and $c = 0.5$ for all other graph instances. Rank-edge decision rule also has a parameter q . We set $q = 0.01$ for all our simulations.
- **Convergence criterion:** For all simulations (including linear rule simulations) except the quadratic-with-offset rule simulations, we consider the dynamics to have converged when 99% of the flow goes through a single path. With quadratic-with-offset rule, we keep this threshold slightly lower to 95%. If the threshold is too high for this rule, most instances would only converge to a path when c is fairly small. However, with small c , this rule would be similar to the quadratic rule. To differentiate the dynamics with this rule from the quadratic rule, we keep the threshold slightly lower to 95% which allows us to choose a slightly larger value of c .
- **Initial Pheromone levels:** We set initial pheromone level on all edges equal to one. Recall that with the linear rule, our simulations worked as expected even when the pheromone level at each edge is chosen uniformly at random from $(0, 1)$. However, for non-linear rules, we observed that for most instances, the simulations do not converge to a path when pheromone level is randomly initialized. In that sense, the linear rule seems more robust to pheromone initialization. Therefore, we run our simulations with non-linear rules with pheromone levels uniformly set to one so that the dynamics converges to a path.
- **Ignoring instances that do not converge to a path:** We discussed that we set the initial pheromone level uniformly to one so that the dynamics converges to a path. But even in this case, with non-linear decision rules, we observe that for a few instances the dynamics does not converge to a path. In our simulations, we ignored such instances, and only considered the instances where the dynamics converges to a path in both the baseline setting and the setting with leakage or increasing flow.