

CM-Net: Concentric Mask based Arbitrary-Shaped Text Detection

Chuang Yang, Mulin Chen, Zhitong Xiong, Yuan Yuan, *Senior Member, IEEE*, and Qi Wang, *Senior Member, IEEE*

Abstract—Recently fast arbitrary-shaped text detection has become an attractive research topic. However, most existing methods are non-real-time, which may fall short in intelligent systems. Although a few real-time text methods are proposed, the detection accuracy is far behind non-real-time methods. To improve the detection accuracy and speed simultaneously, we propose a novel fast and accurate text detection framework, namely CM-Net, which is constructed based on a new text representation method and a multi-perspective feature (MPF) module. The former can fit arbitrary-shaped text contours by concentric mask (CM) in an efficient and robust way. The latter encourages the network to learn more CM-related discriminative features from multiple perspectives and brings no extra computational cost. Benefiting the advantages of CM and MPF, the proposed CM-Net only needs to predict one CM of the text instance to rebuild the text contour and achieves the best balance between detection accuracy and speed compared with previous works. Moreover, to ensure that multi-perspective features are effectively learned, the multi-factor constraints loss is proposed. Extensive experiments demonstrate the proposed CM is efficient and robust to fit arbitrary-shaped text instances, and also validate the effectiveness of MPF and constraints loss for discriminative text features recognition. Furthermore, experimental results show that the proposed CM-Net is superior to existing state-of-the-art (SOTA) real-time text detection methods in both detection speed and accuracy on MSRA-TD500, CTW1500, Total-Text, and ICDAR2015 datasets.

Index Terms—Text detection, arbitrary-shaped text, real-time text detector

I. INTRODUCTION

TEXT detection has become increasingly important and popular, which provides fundamental information for intelligent devices to understand scenes. Recent progresses made in object detection [1], [2], [3], semantic segmentation [4], [5], [6], and instance segmentation [7], [8], [9] improve the development of text detection significantly.

Recent research focus has shifted from multi-oriented text detection [10], [11], [12], [13], [14] or arbitrary-shaped text detection [15], [16], [17], [18], [19], [20], [21], [22], [23] to more challenging real-time arbitrary-shaped text detection [24], [25]. Benefiting from the advantages of shrink masks [10], existing real-time arbitrary-shaped text detection




Fig. 1. Comparison with ground-truth concentric masks and predicted concentric masks. (a) are the input RGB images. (b), (c), and (d) are the ground-truth concentric masks, predicted concentric masks without multi-perspective feature (MPF) module, and predicted concentric masks with MPF respectively. (c) fails to distinguish text regions from the background (the first and second rows yellow circles) and discriminate concentric masks from text regions (the third row yellow circles).

methods can represent text instances in a more efficient way and reconstruct text contours. Compared with previous works, real-time methods have a more simple network structure and post-processing, which brings significant improvements in detection speed. For example, Wang *et al.* [24] modeled text instances by shrink masks, text masks, and similar vectors. They obtained the final text region by expanding shrink masks to text masks based on similar vectors. Liao *et al.* [25] represented text instances by shrink masks and extra predict a threshold map to refine shrink masks border. The text contours could be rebuilt by expanding shrink masks outward corresponding shrink distances. As for detection speed, these methods only need to predict less text information, and have fewer prediction headers and post-processing steps compared with previous works [18], [23], [26], [27], [28], [29], [30], which reduces the computational cost of the frameworks and speeds up the inference process. For detection accuracy, since they are based on shrink masks to detect text instances, the detection accuracy greatly relies on the recognition of shrink masks.

However, the shrink distance of the shrink mask is insensitive to text instance shapes, which may lead to failure fitting for some irregular-shaped text contours and further influences the model performance. Moreover, three disadvantages exist in shrink mask-based real-time arbitrary-shaped text detection methods, which heavily hamper them to recognize shrink masks accurately: (1) The deficient recognition of text contour

Chuang Yang, Mulin Chen, Yuan Yuan, and Qi Wang are with the School of Artificial Intelligence, Optics and Electronics (iOPEN), Northwestern Polytechnical University, Xi'an 710072, P.R. China. Chuang Yang is also with the School of Computer Science, Northwestern Polytechnical University, Xi'an 710072, P.R. China. Zhitong Xiong is with the Data Science in Earth Observation, Technical University of Munich (TUM), 80333 Munich, Germany. E-mail: cyang113@mail.nwpu.edu.cn, chenmulin@mail.nwpu.edu.cn, xiongzhitong@gmail.com, y.yuan.ieee@gmail.com, crabwq@gmail.com.

Qi Wang is the corresponding author.

features. Since the shrink mask is generated through moving text contours inward by a specific shrink distance, there is a strong correlation between text contours and the shrink mask contours. Therefore, the lack of recognition ability of text contours is adverse to recognizing shrink masks. (2) The patch-level text local features are neglected. It makes the model may suffer from the failure of recognizing text instances from the background. Specifically, these methods mainly learn the shrink mask features by training the networks by the binary mask labels of shrink masks, a pixel-level classification task. It leads to small receptive fields for the model and further may result in false detection in some background regions that texture is similar to text instances. (3) The definition of the gap region features between text contours and shrink mask contours is ambiguous. It hinders the recognition of shrink mask regions from text regions. Since both the gap regions and shrink masks are part of text instances and they have similar texture features and semantic information, effectively distinguishing them is important for recognizing shrink masks. But these methods do not explicitly define the difference between gap regions and shrink masks in the training stage, which makes the learned shrink mask features less discriminative.

Considering the aforementioned limitations, we propose a novel real-time text detector, namely CM-Net, which can detect arbitrary-shaped text instances with high detection accuracy and speed simultaneously. Firstly, to fit arbitrary-shaped text contours more effectively, we propose a concentric mask (CM) to replace the shrink mask to represent text instances. Specifically, the CM is generated by moving text contours inward by a specific shrink distance. Different from the shrink mask, the shrink distance of the CM considers text instance shapes, which is helpful for fitting text contours in an effective and robust manner. Secondly, as we mentioned before, the recognition of text border features, patch-level local features, and gap region features are helpful for the recognition of CM. Based on this finding, a multi-perspective feature (MPF) module is designed to extract these CM-related features, which brings significant improvement for recognized CM (as shown in Fig. 1), and no extra computational cost to the inference process. At last, to optimize the CM-Net effectively, a multi-factor constraints loss is proposed. Benefiting from the aforementioned advantages, CM-Net further simplifies the frameworks and becomes the most efficient text detection pipeline compared with existing state-of-the-art real-time arbitrary-shaped text detection methods (as shown in Fig. 2). The main contributions are as follows.

- 1) A novel text representation model, Concentric mask (CM), is proposed to represent text instances in a more effective manner. Benefiting from its advantages, text detectors can more accurately fit some irregular-shaped text contours compared with the shrink mask [10].
- 2) A multi-perspective feature (MPF) module is proposed to recognize CM accurately. It encourages the network to recognize CM from contour features, patch-level local features and gap features of text instances, and brings no extra computational cost to the inference process.
- 3) A novel fast and accurate text detector is designed based

on CM and MPF. In the inference stage, the network only needs to predict one CM to rebuild text contours. In the training process, MPF is helpful for the detector to predict CM more accurately. To the best of our knowledge, it is the most efficient framework among existing real-time arbitrary-shaped text detectors.

- 4) A multi-factor constraints loss is introduced to optimize the proposed detector for effectively recognizing CM. It balances multiple loss weights to focus on predicting CM. Moreover, it is insensitive to text scales, which improves the model robustness for various scales texts compared with existing loss such as the smooth- l_1 loss.

The rest of the paper is organized as follows. Related works about text detection are shown in Section II. The details of our method are presented in Section III. The ablation experiments in Section IV to demonstrate the performance of the proposed method. In addition, we compared the CM-Net with its counterparts in Section V. Moreover, the detection results are visualized and detection speed is analyzed in Section VI. Finally, the conclusion of this paper is given in Section VII.

II. RELATED WORK

Existing text detection methods can be roughly divided into the regression-based methods [11], [12], [10], [31], [32], [27], [28], [18], [29], [33], [21], [30], segmentation-based methods [34], [35], [15], [16], [26], [23], [17], [36], [37], [19], [24], [25], and real-time arbitrary-shaped text detection methods [24], [25]. In this section, the related works are reviewed briefly.

Regression-Based Text Detection Methods. These approaches were inspired by objection detection frameworks. He *et al.* [11] designed a hierarchical inception module to extract the features with strong representation capacities and reduced the interference information from the background. To detect multi-oriented text instances accurately, Liao *et al.* [12] designed an angle prediction header to predict the rotation angles between the horizontal anchors and multi-oriented text instances. Although the aforementioned works could effectively detect horizontal and multi-oriented text instances, they still suffered from the following limitations: (1) The settings of anchors depended on prior knowledge and the model performance was sensitive to it. (2) Plenty of anchors needed to be predefined to cover various texts, which made the model more complex and slowed down the detection speed largely. Thus, anchor-free text detection methods were proposed. Zhou *et al.* [10] predicted the offsets between the sample point and text border directly, which successfully avoided the influences that anchors brought to detectors. Liu *et al.* [31] remodeled texts with unordered points. It reduced the complexity of the features that the model needed to learn.

To detect arbitrary-shaped text instances, Tang *et al.* [32] proposed a character-level text detection method. It detected multiple character boxes by SSD [38] at first. Then, it connected the characters belonging to the same text instances by attractive link and rejected the characters belonging to different text instances by repulsive link. Zhang *et al.* [27] and Ma *et al.* [28] also detected text instances in character-level.

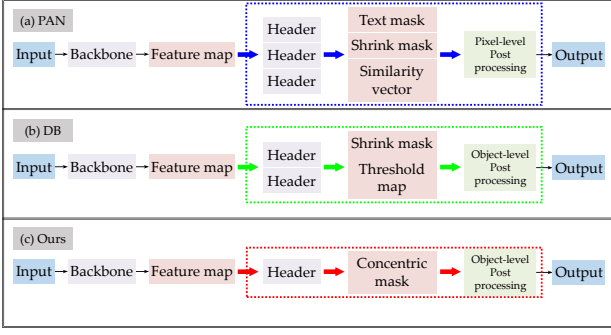


Fig. 2. Comparison of whole pipelines of several representative real-time arbitrary-shaped text detectors. (a)-(c) are the frameworks of PAN, DB, and ours respectively.

They predicted all potential character boxes at first. Then, the method generated linkage likelihoods of the boxes. In the end, they connected boxes by the corresponding linkages to obtain the text contours. Some other researchers [18], [29], [33] generated proposal boxes to roughly locate text instances at first, and then sampling contour key points from the boxes. In the end, they reconstructed the text contours by connecting the sampling points in sequence. Wang *et al.* [21] obtained a contour points sequence by multiple rays directly and connected those points to get the final contour, but it could not detect highly-curved texts effectively. Zhu *et al.* [30] represented text contours by Fourier Contour Embedding (FCE) method, which reconstructed text contours by predicting two score maps and Fourier signature vectors. Although the above approaches could detect irregular-shaped texts by improving traditional detection frameworks, the complicated framework heavily influenced model efficiency.

Segmentation-Based Text Detection Methods. Since segmentation methods could fit any geometries tightly, many segmentation-based text detectors were proposed to detect arbitrary-shaped text instances. Lyu *et al.* [35] roughly located the text instances through quadrilateral boxes at first. Then, the authors segmented text instance regions accurately from the boxes. Long *et al.* [15] sampled a number of points on text center lines and predicted offsets between points and text contours. The text contours were rebuilt by applying offsets to points one by one. Baek *et al.* [16] extended character-level datasets through weakly supervised networks to improve the model performance. Moreover, they proposed a 2D Gaussian character label to weak the text edge, which could separate the close characters.

Following the idea of R-FCN [39], Lyu *et al.* [26] separated text instances into four different regions and combined them to get the final detection results. Zhang *et al.* [23] used an effective pyramid lengthwise and sidewise residual sequence modeling method to detect arbitrary-shaped text instances. Wang *et al.* [17] shrunk the text mask to generate a smaller mask, which could effectively separate adhesive texts and locate them roughly. In addition, the authors segmented the text mask and formed the final result by a pixel-level expansion process. Tian *et al.* [36] proposed a shape-aware embedding map for detecting text instances that accommodate various aspect ratios and imprecise boundaries, which is especially useful to the detection of long sentences. Jiang *et al.* [37]

predicted text central region (TCR), expanding ratio, and text region (TR) at first. Then, the authors expanded TCR to TR by the expanding ratio and polygon expansion algorithm. Xu *et al.* [19] proposed a text field to encode text instances. The magnitude and direction of the text field are used to locate text instances and separate adjacent text instances respectively. Although the aforementioned methods could detect arbitrary-shaped text instances effectively, they needed to predict plenty of text information by complicated network and handle them through many post-process steps, which heavily influenced text detection speed.

Real-Time Arbitrary-Shaped Text Detection Methods. Different from previous methods, real-time text detection methods focused on both detection accuracy and speed. Wang *et al.* [24] roughly located text instances by shrink masks at first. Then, to rebuild text contours, they needed to extra predict text masks and similar vectors by the network to expand shrink mask regions to text regions with pixel-level processing (see Fig. 2 (a)). Liao *et al.* [25] predicted shrink masks and the threshold maps simultaneously by the network (as shown in Fig. 2 (b)), the latter was used to refine the borders of shrink masks to improve the model detection accuracy. Compared with them, our method adopts a more efficient pipeline (as shown in Fig. 2 (c)). It only needs to predict one concentric mask by one prediction header, which makes our network more simple than PAN and DB. Moreover, CM-Net rebuilds text contours by object-level post-processing, which brings less computational cost than pixel-level post-processing of PAN.

III. OUR METHOD

In this section, we first introduce the text representation method. Then, we illustrate the multi-perspective feature module in detail. Next, the overall framework of CM-Net is described. Moreover, the label generation process is visualized. In the end, the proposed multi-factor constraints loss and its salient properties are given.

A. Text Representation Method

The proposed method represents text instances by the concentric masks. Benefiting from the superiorities of concentric masks, arbitrary-shaped text contours can be fitted in a more robust way compared with existing state-of-the-art (SOTA) real-time text detection methods.

The concentric mask is the same as the shrink mask [10], which is generated by moving text contours inward a specific shrink distance d . Concentric masks can represent arbitrary-shaped text instances effectively (as shown in Fig. 3 (b)). However, for some irregular-shaped text instances, shrink masks fail to represent them, which may result in losing critical text information or detecting one text instance as two (as shown in Fig. 3 second row of (a)). It is mainly because of the essential difference in the definition of shrink distance. For shrink mask, the shrink distance d_{sm} is computed by:

$$d_{sm} = \frac{S}{L} (1 - \sigma^2), \quad (1)$$

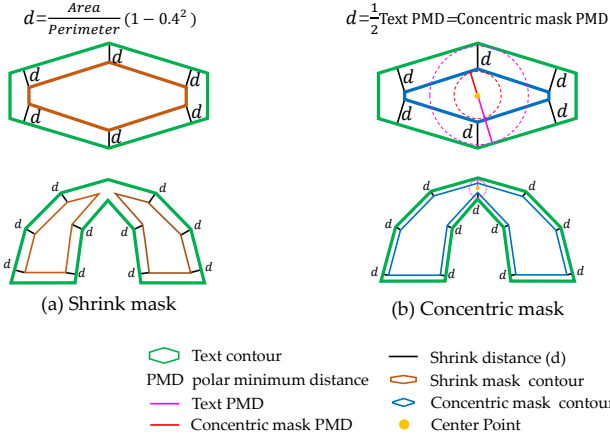


Fig. 3. Visualization of shrink mask and concentric mask. (a) and (b) are the text representation results of shrink mask and concentric mask respectively. Shrink mask fails to represent some text instances (second row of (b)).

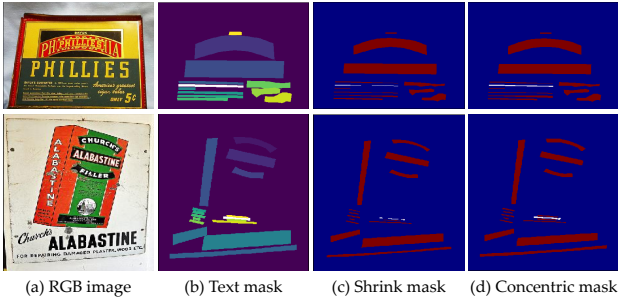


Fig. 4. Demonstration of the limitation of shrink mask-based text representation method on CTW1500 dataset. (a) and (b) are the input RGB images and the corresponding ground-truth text masks. (c) and (d) are shrink masks and concentric masks that generated from (b). Shrink masks fail to represent some text instances (white color regions).

where S and L denote the area and perimeter of text instance. σ is the shrink ratio. The d_{sm} is not sensitive to text instance shapes, which may lead to failing representation of text instance because d_{sm} is too big (such as shown in Fig. 3 second row (a)).

For concentric mask, the shrink distance d_{cm} is defined as:

$$d_{cm} = \frac{1}{2} PMD, \quad (2)$$

$$PMD = \min(\{|p_{cp}, p_n|_2\}), n = 1, 2, \dots, N,$$

where p_{cp} and p_n are the center point and all contour points of text instance. N is the number of contour points. PMD is polar minimum distance, which is defined as the minimum distance between p_{cp} and p_n . $\min(\cdot)$ and $\|\cdot\|_2$ indicate the minimum operation and Euclidean distance, respectively. Compared with d_{sm} , d_{cm} considers the text instance shapes. Therefore, the concentric mask performs more robust than the shrink mask for the representation of arbitrary-shaped text instances (as shown in Fig. 4). The process of reconstructing text contours by concentric masks as shown in Figure 5.

B. Multi-Perspective Feature Module

As we mentioned before, CM-Net reconstructs text contours with concentric masks only. Therefore, the model detection accuracy heavily depends on the recognition of concentric masks. Since the recognition of concentric masks has a strong

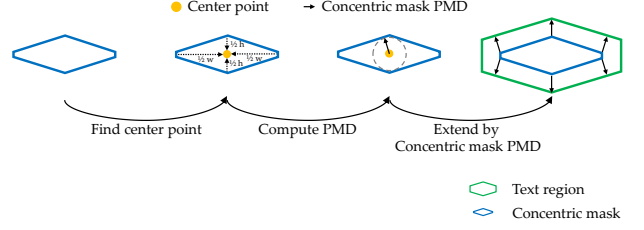


Fig. 5. Visualization of reconstructing text contours by concentric masks.

correlation with contour features, patch-level local features, and gap features of text instances, we propose a multi-perspective feature (MPF) module to encourage CM-Net to recognize concentric masks accurately. It consists of three prediction headers (polar minimum distance (PMD) prediction header, ray distance (RD) prediction header, and gap mask (GM) prediction header). They are helpful for learning concentric mask-related features and bring no extra computational cost to the inference process.

Polar minimum distance (PMD) is defined as the shortest distance between the center point and contour in 360 degrees for any connected region. Therefore, after adding the PMD prediction header into the training stage, the network has to ‘look around’ in 360 directions to recognize text local features before predicting PMD. It forces the model not only to improve the recognition for patch-level text local features in the neighborhood of the center point but also expand receptive fields. It is important for the discrimination of text instances and the background regions that texture is similar to text instances.

Ray distance (RD) denotes multiple distances between center point and text contour in different directions (such as in eight directions $0^\circ, 45^\circ, 90^\circ, 135^\circ, 180^\circ, 225^\circ, 270^\circ, 325^\circ$). It means CM-Net has to ‘look forward’ in multiple directions simultaneously to recognize text contours when training the network by RD prediction header, which improves the model ability to recognize the text contours and expands the network receptive fields simultaneously. Since concentric mask is generated by moving text contours inward by a specific distance, the recognition of text contour is critical for concentric mask detection.

Gap mask (GM) is the gap region between text contour and concentric mask contour, which is leveraged to train CM-Net to distinguish concentric mask regions from text regions. Since both concentric masks and gap masks are part of text instances and contain similar features, the model is hard to discriminate them. Therefore, distinguishing concentric mask regions from text regions is also important for the accurate recognition of concentric masks. Gap mask regions are treated as a new class different from text instances and the background in the training stage, which effectively avoids the ambiguity for recognizing concentric masks and gap masks from text regions and the background respectively.

The MPF module not only encourages CM-Net to recognize the concentric mask regions more accurately but also brings no extra computational cost to the inference process. It is the key component for CM-Net to detect arbitrary-shaped text instances with high detection accuracy and speed.

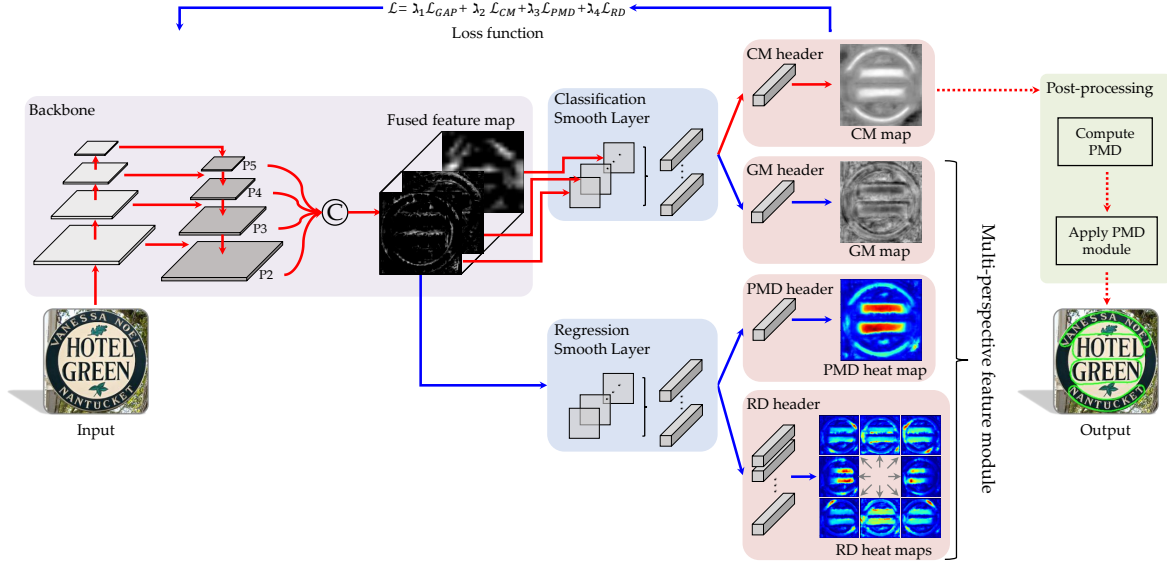


Fig. 6. The overall framework of CM-Net. Blue solid flow and red solid flow are the training process, where blue flow indicates the multi-perspective feature module and it does not appear in the inference stage. Red dashed arrows are the inference only operators. ‘C’ means concatenation operation on multi-scale feature maps. Classification and regression smooth layers enjoy the same structure that includes a deep-wise CNNs layer with 3×3 kernel and a normal CNNs layer with 1×1 kernel. Post-processing is the text contours reconstructing process in Fig. 5.

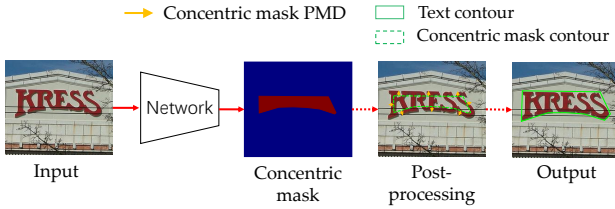


Fig. 7. Inference pipeline of CM-Net. Network denotes the backbone, classification smooth layer, and CM header in Fig. 6. Post-processing is the text contours reconstructing process in Fig. 5.

C. Overall Framework

In this paper, we propose a novel real-time text detector, it further speeds up the inference process and improve detection accuracy by multi-perspective feature module.

Network architecture of the proposed method is shown in Fig. 6, which consists of backbone, smooth layers, concentric mask (CM) prediction header, multi-perspective feature module and post-processing. The backbone is combined by ResNet [40], feature pyramid network (FPN) [1] and concatenation layer (C). Multi-scale feature maps extracted by ResNet and FPN at first. Then, it is concatenated by concatenation layer to get a fused feature map. Smooth layers are composed of classification smooth layer and regression smooth layer. They enjoy the same network structure that consists of one 3×3 group convolutional layer and one 1×1 normal convolutional layer. Classification and regression smooth layers are utilized to provide classification smooth feature map and regression smooth feature map for the following CM prediction header and multi-perspective feature module respectively. CM prediction header is conducted on classification feature map and used to segment CM for the post-processing. The multi-perspective feature module consists of gap mask (GM), polar minimum distance (PMD), and ray distance (RD) prediction headers. It only used to train the proposed model to learn more discriminative CM-related features. Specifically, GM

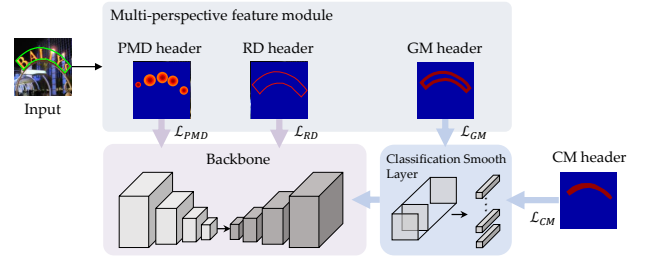


Fig. 8. The details of training process. PMD and RD headers encourage the backbone to learn the text patch-level local features and text contour features respectively. The GM and CM headers optimize classification smooth layer and backbone to recognize the gap masks and concentric masks. \mathcal{L}_{RD} , \mathcal{L}_{PMD} , \mathcal{L}_{GM} , and \mathcal{L}_{CM} are the objective functions of the RD, PMD, GM and CM headers respectively.

prediction header is conducted on classification feature map to train classification smooth layer and backbone. PMD and RD prediction headers are conducted on regression feature map to train regression smooth layer and backbone. Particularly, CM, GM, and PMD prediction headers adopt the same structure, which consists of one 3×3 convolutional layer and one ReLU nonlinear activation layer. For RD prediction header, it is composed of eight 3×3 convolutional layers and one ReLU nonlinear activation layer.

Inference flow of the proposed method is illustrated in Fig. 7. Benefiting from the superiorities of concentric masks (as mentioned in Section III-A), the CM-Net just needs to predict concentric mask when detecting text instances. Therefore, the network of CM-Net only needs to retain the flow of classification prediction header (red solid arrows in Fig. 7) in the inference process. The final text contours can be rebuilt by simple post-processing (as shown in Fig. 5), which mainly includes the three steps: (1) locating the center point; (2) computing the concentric mask PMD; (3) moving concentric mask contour outward by the concentric mask PMD.

Training flow of our method is shown in Fig. 8. Since multi-perspective feature module (solid blue arrows in Fig. 6)

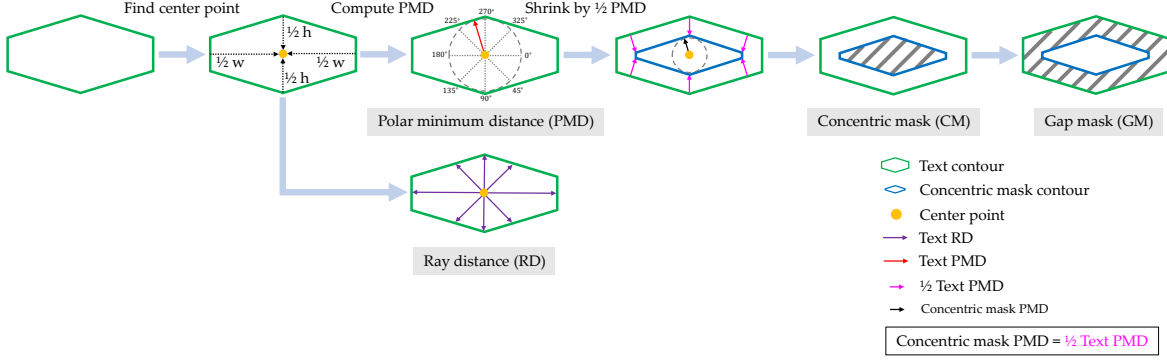


Fig. 9. The illustration of label generation. PMD and RD are the distances computed by the text contour and center point. CM is the concentric mask region and GM is the gap region between text contour and concentric contour.

do not appear in the inference stage, the PMD and RD prediction headers mainly are used to optimize the backbone of the network. The CM and GM prediction headers can optimize the backbone and classification smooth layer of the network simultaneously.

D. Label Generation

The label generation processes of the concentric mask (CM), gap mask (GM), polar minimum distance (PMD), and ray distance (RD) are shown in Fig. 9. It mainly includes five steps: (1) Locating the center point of text contour. (2) Computing the text PMD and RD through text contour and the corresponding center point. (3) Moving text contour inward by $\frac{1}{2}$ text PMD to generate concentric mask contour. Note that, the concentric mask PMD equals $\frac{1}{2}$ text PMD, which is the key relationship between concentric mask and text. (4) Setting concentric mask region and other region to '1' and '0' respectively to generate concentric mask label. (5) Setting the gap mask region and other region to '1' and '0' to generate the gap mask label.

As we mentioned in Section III-B, training CM-Net by PMD and RD prediction headers can not only encourage the proposed method to recognize the text local features and text contour features but also expand the network receptive fields. To fully exploit the advantages of PMD and RD features, we increase the number of sampling points in the label generation process. As shown in Fig. 10, with the increase of sampling points, the recognition area of PMD and the recognition contour of RD approximate the text region and contour, which can optimize the network better.

E. Objective Optimization Function

In this paper, to optimize the whole pipeline, we propose a multi-factor constraints loss. It consists of four loss functions of CM prediction header \mathcal{L}_{CM} , GM prediction header \mathcal{L}_{GM} , PMD prediction header \mathcal{L}_{PMD} , and RD prediction header \mathcal{L}_{RD} , which is applied to optimize the corresponding headers in the training stage.

For the CM prediction header, the goal is to maximize the IoU between the predicted CM (CM_{pred}) and ground-truth CM (CM_{gt}). In this paper, dice loss is employed to optimize this header, which can enhance the integrity between the optimization objective and the loss function compared

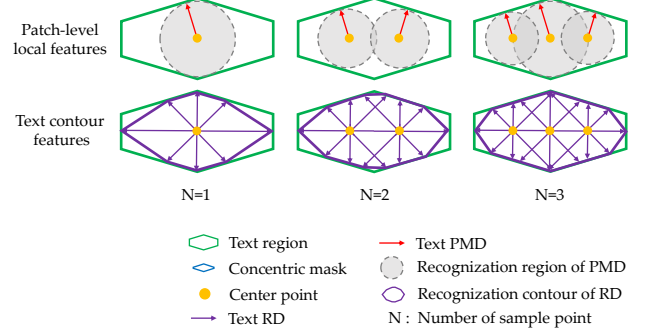


Fig. 10. The visualization of PMD and RD with multiple sampling points. The first row and second row are the recognition area of PMD and RD respectively.

with the cross-entropy loss function. The dice loss function is defined as follow:

$$\mathcal{L}_{dice}(M_{pred}, M_{gt}) = 1 - \frac{2 \times |M_{pred} \cap M_{gt}| + 1}{|M_{pred}| + |M_{gt}| + 1}, \quad (3)$$

where M_{pred} and M_{gt} are the predicted and ground-truth binary masks. The CM loss function based on the \mathcal{L}_{dice} can be formulated by:

$$\mathcal{L}_{CM} = \mathcal{L}_{dice}(CM_{pred}, CM_{gt}), \quad (4)$$

As we mentioned in Section I, gap region features contribute highly to recognize CM from text regions. Therefore, to supervise the model to effectively extract text gap features by GM header, we need to maximize the IoU between the predicted gap mask (GM_{pred}) and the corresponding label GM_{gt} . Because of the small samples of the text gap mask features, only the valid region GM_{valid} in GM_{pred} participate in the training process, and it can be computed by:

$$GM_{valid} = \begin{cases} GM_{pred}, & GM_{gt} = 1 \\ 0, & GM_{gt} = 0 \end{cases}, \quad (5)$$

After obtained the valid region GM_{valid} , the GM loss \mathcal{L}_{GM} is defined as follow:

$$\mathcal{L}_{GM} = \mathcal{L}_{dice}(GM_{pred}^{valid}, GM_{gt}^{valid}), \quad (6)$$

where \mathcal{L}_{GM} forces the network to learn the features of valid regions and ignore the '0' regions. The network is not influenced by the background and focuses on the gap mask regions.

Though CM and GM features are effective for representing the concentric masks, they may suffer from the ambiguity

recognition problem. Thus, in this work, we choose to learn the text patch-level local features and text contour features by PMD and RD headers to obtain more robust representations for concentric mask detection. Since predicting PMD and RD are regression tasks, for improving the model robustness to different scales texts and speeding up the training process, the ratio loss function is employed in this paper. It treats the difference between the predicted and ground-truth offsets as a ratio, and the value range of it always is 0-1 no matter the text scale is small or big, which makes the model is easy to converge and keep the same sensitivity for all scales of texts. The ratio loss function can be formulated as:

$$\mathcal{L}_{ratio}(y_{pred}, y_{gt}) = \log \frac{\max(y_{pred}, y_{gt})}{\min(y_{pred}, y_{gt})}, \quad (7)$$

where y_{pred} and y_{gt} are predicted offset and the corresponding ground-truth respectively. The PMD and RD headers loss functions based on \mathcal{L}_{ratio} can be defined as:

$$\mathcal{L}_{PMD} = \mathcal{L}_{ratio}(\text{PMD}_{pred}, \text{PMD}_{gt}), \quad (8)$$

$$\mathcal{L}_{RD} = \frac{1}{m} \sum_{k=1}^m \mathcal{L}_{ratio}(\text{RD}_{pred}^k, \text{RD}_{gt}^k), \quad (9)$$

where \mathcal{L}_{RD} considers the offsets in k directions simultaneously, which enhances the text edge recognition.

The overall loss function for training the proposed framework is a multi-task loss, which consists of four terms: 1) the CM loss \mathcal{L}_{CM} ; 2) the GM loss \mathcal{L}_{GM} ; 3) the PMD loss \mathcal{L}_{PMD} ; 4) the RD loss \mathcal{L}_{RD} . It can be represented as

$$\mathcal{L} = \lambda_1 \mathcal{L}_{CM} + \lambda_2 \mathcal{L}_{GM} + \lambda_3 \mathcal{L}_{PMD} + \lambda_4 \mathcal{L}_{RD}, \quad (10)$$

where $\lambda_1, \lambda_2, \lambda_3$ and λ_4 are balancing weights of loss components for the multi-perspective feature loss function.

IV. EXPERIMENTS

In this section, we introduce four representative public benchmarks and evaluation metrics at first. Then, the implementation details are illustrated. In the end, we analyze the model performance in detail.

A. Datasets and Evaluation Metrics

Datasets. Four popular scene text detection datasets are used to evaluate the proposed framework: (1) MSRA-TD500 [41] dataset with multi-lingual, arbitrary-oriented, and long text lines. It contains 700 training images and 200 test images, where the training set includes 400 images from HUST-TR400 [42]. (2) CTW1500 [43] has 1000 training images and 500 testing images. It is a recent challenging dataset for curve text detection and the text scales vary greatly. (3) Total-Text [44] is also a newly-released dataset for curve text detection. This dataset includes horizontal, multi-oriented, and curved text instances simultaneously, and consists of 1255 training images and 300 testing images. (4) ICDAR 2015 [45] dataset is proposed in ICDAR 2015 Robust Reading Competition, and it contains 1500 images, of which 1000 are used to train the model and the remaining 500 are taken as testing set. This dataset contains both horizontal and multi-oriented texts.

Evaluation Metrics. To make a fair comparison, we use P (precision), R (recall), F (f-measure), and FPS (Frames Per Second) for evaluation, where F can be computed by P and R. In the following experiments, F and FPS are used to evaluate the detection accuracy and speed of the model respectively. Suppose FP, TP, and FN are the number of predicted False Positive, True Positive, and False Negative samples, and P, R, and F can be computed by the following equations:

$$\begin{aligned} P &= TP / (TP + FP) \times 100\%, \\ R &= TP / (TP + FN) \times 100\%, \\ F &= (2 \times P \times R) / (P + R). \end{aligned} \quad (11)$$

B. Implementation Details

ResNet [40] and Feature Pyramid Network (FPN) [1] are applied as the model backbone. Data augmentation is used in our work including the following three strategies: (1) random horizontal flipping, (2) random scaling and cropping, (3) random rotating. Note that, CM-Net has not been pre-trained on any extra training datasets in all following experiments.

In the training stage, Adam [46] is employed with an initial learning rate of 1e-6, and the learning rate is reduced by the ‘‘poly’’ learning rate strategy that proposed in [47], in which the initial rate is multiplied by $(1 - \frac{iter}{\max_iter})^{0.9}$ in all experiments. We train CM-Net with batch size 16 on 2 GPUs for 500 epochs. As for the multi-task training, the parameters $\lambda_1, \lambda_2, \lambda_3$, and λ_4 are set to 1, 1, 0.25, and 0.25 for all experiments. All experimental results in this paper are tested by PyTorch with batch size of 1 on one 1080Ti GPU and one i7-6800k CPU in a single thread.

C. Model Analysis

To analyze the performance of the proposed framework comprehensively, we do the following ablation studies with ResNet18 and FPN backbone on the MSRA-TD500 dataset. Note that, in these experiments, all models are trained without external datasets. The short sides of test images in MSRA-TD500 are set to 736.

Influence of the Number of Sampling Points. As shown in Fig. 12, with the increase of sampling points, the recognition area of polar minimum distance (PMD) and ray distance (RD) become bigger. To study the effect of the number of sampling points to PMD and RD, we vary it from 1 to 7 in Table I. Note that, ‘baseline’ denotes the framework equipped with CM header only.

Table I #1 – #4 are the experimental results of baseline with PMD header, we can find that the F-measure on the test set keeps rising with the growth of the number and begins to level off when the number ≥ 5 . It mainly because the recognition area of PMD approximates the whole text region when the number = 5. The same conclusion (see Table I #5 – #8) is also applicable to the baseline with RD header. Although the F-measures are equal when the number is set to 5 and 7, the latter needs a larger GPU memory in the training process. Therefore, we set the number of center points to 5 in all following experiments.

TABLE I

THE RESULTS OF BASELINE WITH PMD AND RD PREDICTION HEADERS IN THE DIFFERENT NUMBER OF SAMPLING POINTS. “PMD” AND “RD” DENOTE POLAR MINIMUM DISTANCE AND RAY DISTANCE RESPECTIVELY. “BASELINE” MEANS THE FRAMEWORK EQUIPPED WITH CONCENTRIC MASK PREDICTION HEADER ONLY. “RED” DENOTES THE BEST RESULTS.

#		PMD	RD	Number of sampling points	Precision	Recall	F-measure
1	baseline+	✓		1	85.4	76.3	80.6
2	baseline+	✓		3	85.5	78.6	81.9
3	baseline+	✓		5	83.8	81.2	82.6
4	baseline+	✓		7	84.5	80.6	82.5
5	baseline+		✓	1	87.8	77.8	82.5
6	baseline+		✓	3	87.5	78.4	82.7
7	baseline+		✓	5	86.7	79.3	82.8
8	baseline+		✓	7	86.0	79.8	82.8

TABLE II

THE RESULTS OF MODELS WITH DIFFERENT PREDICTION HEADERS OF MULTI-PERSPECTIVE FEATURE MODULE. “PMD”, “RD”, AND “GM” DENOTE POLAR MINIMUM DISTANCE, RAY DISTANCE, AND GAP MASK RESPECTIVELY. “BASELINE” MEANS THE FRAMEWORK EQUIPPED WITH CONCENTRIC MASK PREDICTION HEADER ONLY.

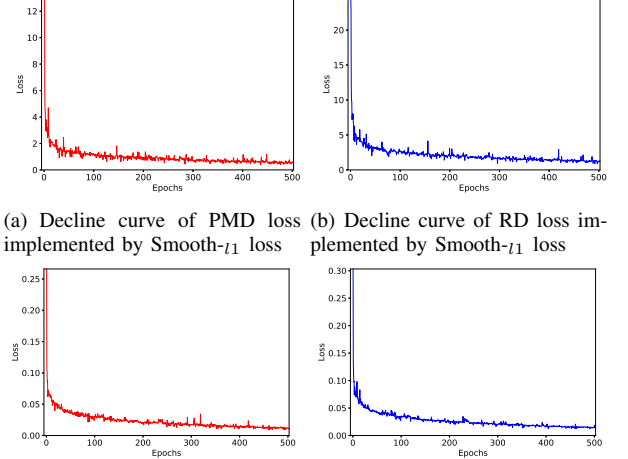
#		PMD	RD	GM	Precision	Recall	F-measure
1	baseline				87.5	74.6	80.5
2	baseline+	✓			83.8	81.2	82.6
3	baseline+		✓		86.7	79.3	82.8
4	baseline+			✓	88.4	78.0	82.9
5	baseline+	✓	✓		87.0	80.8	83.8
6	CM-Net	✓	✓	✓	89.9	80.6	85.0

Effectiveness of Multi-Perspective Feature Module. We design multiple groups of experiments to verify the effectiveness of different prediction headers in multi-perspective feature (MPF) module.

As we can see from Table II, the MPF from the framework is removed to obtain the performance of baseline at first, which achieves 80.5 in F-measure (Table II #1). Then, we compare the baseline with ‘baseline + PMD’, ‘baseline + RD’, and ‘baseline + GM’ in Table II #2 #3 #4. They can make about 2.1%, 2.3%, and 2.4% improvements on F-measure respectively, which verifies the validity of each single prediction header in MPF. Next, we test the performance of ‘baseline + PMD + RD’, it achieves 83.8% in F-measure (see Table II #5) and surpasses the performance of ‘baseline + PMD’ and ‘baseline + RD’ to a large extent, which verifies the effectiveness of the combination of PMD and RD prediction headers. In the end, CM-Net (‘baseline + PMD + RD + GM’) brings 4.5% improvements in F-measure compared with baseline (see Table II #6), which indicates the MPF significantly improve the model ability to detect text instances.

Ratio Loss vs. Smooth- l_1 Loss. Multi-factor constraints loss consists of classification loss and regression loss, where regression loss can be implemented by ratio loss \mathcal{L}_{ratio} and smooth- l_1 . To verify the superiorities of \mathcal{L}_{ratio} , we use \mathcal{L}_{ratio} and smooth- l_1 loss to train the model respectively.

As illustrated in Fig. 11, although bigger gradients from Smooth- l_1 speeds up the converging process (Fig. 11 (a),(b)), they break out the training balance of the model and influence the detection accuracy deeply. As we can see from the Table III, the \mathcal{L}_{ratio} can bring 3.6% improvement in F-measure compared with Smooth- l_1 . It mainly because \mathcal{L}_{ratio} limits loss weights to 0~1, which can bring the following three



(a) Decline curve of PMD loss implemented by Smooth- l_1 loss (b) Decline curve of RD loss implemented by Smooth- l_1 loss
(c) Decline curve of PMD loss implemented by ratio loss (d) Decline curve of RD loss implemented by ratio loss
Fig. 11. Decline curves of PMD Loss and RD Loss on MSRA-TD500.

TABLE III

THE RESULTS OF MODELS TRAINED BY DIFFERENT LOSS FUNCTIONS. REGRESSION LOSS DENOTES PMD LOSS AND RD LOSS. “RATIO” IS RATIO LOSS IN SECTION III-E

	Regression loss Smooth- l_1 Ratio	Precision	Recall	F-measure
CM-Net with	✓	90.7	73.8	81.4
CM-Net with	✓	89.9	80.6	85.0

advantages compared to Smooth- l_1 : (1) It makes the model is as insensitive to the text scale, which improves the CM-Net robustness for the detection of various scales texts; (2) It can balance the loss weights of multiple tasks and make the network focus on CM in the training stage. (3) It also smooths and stables the whole training process.

Concentric Mask vs. Shrink Mask. We also verify the effectiveness of the concentric mask. As shown in Table IV, the proposed CM-Net with the concentric mask can bring 0.8% improvement in recall, which means the concentric mask is more effectively to fit arbitrary-shaped text instances compared with shrink mask (see Fig. 4). Moreover, the model with the concentric mask surpasses the model with the shrink mask about 0.3% in F-measure, which demonstrates the concentric mask can bring better comprehensive performance.

V. COMPARISON WITH STATE-OF-THE-ART METHODS

To show more details and give more comprehensive evaluations of the proposed work, we compare our work to other

TABLE IV
THE RESULTS OF MODELS WITH DIFFERENT TEXT INSTANCE REPRESENTATION METHODS. “SM” AND “CM” DENOTE SHRINK MASK AND CONCENTRIC MASK RESPECTIVELY.

	SM CM	Precision	Recall	F-measure
CM-Net with	✓	90.2	79.8	84.7
CM-Net with	✓	89.9	80.6	85.0

related existing state-of-the-art (SOTA) methods on MSRA-TD500, CTW1500, TotalText, and ICDAR2015 datasets.

Existing SOTA methods can be divided into **Real-Time** and **Non-Real-Time** methods roughly. PAN [24] and DB [25] are SOTA real-time methods, they can detect arbitrary-shaped text instances with high detection accuracy and speed simultaneously. Since the proposed CM-Net is a real-time detector, we especially compared it with them to verify the superiority of our method in this section. Particularly, since DB with ResNet50 achieves better comprehensive performance, we compare our method with DB-ResNet50 in the following comparison experiments. Moreover, to ensure a fair comparison, we adopt the experimental results of SOTA methods not improved by Deformable Convolutional Network (DCN) [48].

A. Evaluation on MSRA-TD500 Dataset

To test the robustness of CM-Net to multiple languages, we evaluate the proposed method on MSRA-TD500 benchmark. To ensure a fair comparison, the short side of image is set to 736.

Comparison with Real-Time Methods. As shown in Table V MSRA-TD500, CM-Net is superior to all competitors in both detection accuracy and speed. Specifically, the proposed method achieves the F-measure of 85.0% at an astonishing speed (41.7 FPS). For PAN [24] and DB [25], our method outperforms them by 6.1% and 3.1% about F-measure, and 11.5 and 1.7 about FPS respectively.

Specifically, since the inference pipelines of PAN and DB have more headers compared with CM-Net (as shown in Fig. 2), it brings more computational cost (as illustration in Section VI) to the inference processes of PAN and DB and influences detection speed heavily. Moreover, benefiting from the proposed multi-perspective feature (MPF) module, CM-Net can learn more discriminative concentric mask-related features compared with PAN and DB, which encourages the proposed method to recognize text instances accurately and brings no extra computational cost to the inference process. Therefore, CM-Net can achieve better detection accuracy compared with PAN and DB while keeping high detection speed. For DB, although it improves the model detection accuracy by pre-training the network on SynthText [49], CM-Net still brings 3.1% improvements in F-measure (as we can see from Table V MSRA-TD500). This result demonstrates that the comprehensive performance of DB is not only far behind CM-Net but also heavily depends on plenty of training data, which limits the wide applications where the data is hard to sample.

Comparison with Non-Real-Time Methods. For some non-real-time methods such as SBD [31], ATTR [37], and OPMP [23], CM-Net not only outperforms them in F-measure

TABLE V
COMPARISON WITH RELATED METHODS ON MSRA-TD500, WHERE “EXT.” DENOTES EXTRA TRAINING DATA. “RED” AND “BLUE” ARE THE BEST RESULTS OF REAL-TIME AND NON-REAL-TIME METHODS RESPECTIVELY.

Real-Time	Methods	Ext.	Precision	Recall	F-measure	FPS
No	EAST [10]	×	87.3	67.4	76.1	13.2
	RRD [14]	✓	87.0	73.0	79.0	10
	PixelLink [34]	✓	83.0	73.2	77.8	-
	TextSnake [15]	✓	83.2	73.9	78.3	1.1
	CornerNet [26]	✓	87.6	76.2	81.5	5.7
	CRAFT [16]	✓	88.2	78.2	82.9	8.6
	SAE [36]	✓	84.2	81.7	82.9	-
	TextField [19]	✓	87.4	75.9	81.3	-
	SBD [31]	×	89.6	80.5	84.8	3.2
	ATTR [37]	✓	84.2	83.1	83.6	-
	OPMP [23]	✓	86.0	83.4	84.7	1.6
	PAN [24]	×	80.7	77.3	78.9	30.2
Yes	DB [25]	✓	86.6	77.7	81.9	40.0
	CM-Net (Ours)	×	89.9	80.6	85.0	41.7

but also runs 10x times faster than them. It mainly because these non-real-time methods model text instances from bottom-up perspectives, seeking to rebuild complex geometric with a series of local units and complicated post-processing, which makes the methods are hard to optimize and brings much computational cost to the inference process.

The performance on MSRA-TD500 demonstrates the solid superiority and robustness of the proposed CM-Net to detect multi-language long straight text instances. Some qualitative illustrations on MSRA-TD500 are shown in Fig. 12 (f).

B. Evaluation on CTW1500 and Total-Text Datasets

To evaluate the performance of our method for detecting curved and adhesive text instances, the proposed CM-Net is compared with other SOTA methods on CTW1500 and Total-Text datasets respectively. The short edges of test images in the two datasets are resized to 640.

Comparison with Real-Time Methods. As we can see from Table VI CTW1500 and Total-Text, the conclusions on these two curved text benchmarks are the same as the conclusions on MSRA-TD500. On CTW1500 and Total-Text, CM-Net achieves 84.1% and 84.8% in F-measure, and 50.3 and 49.8 FPS in detection speed, which surpasses the performance of PAN [24] and DB [25] simultaneously to a large extent. Particularly, on CTW1500, CM-Net runs 10.5 FPS and 23.3 FPS faster than PAN and DB and outperforms them 3.1% and 2.5% in F-measure. On the Total-Text dataset, we get the detection result of the DB [25] without DCN through the official code to ensure the fairness of comparison. Similar conclusions can be concluded that the proposed CM-Net also performs better than PAN and DB both in detection accuracy and speed, which verifies the superiority of CM-Net.

Comparison with Non-Real-Time Methods. On the CTW1500 dataset, CM-Net outperforms all SOTA methods both in detection accuracy and speed. A visualization example of the learned concentric masks and some involved post-processing steps are depicted in Fig. 12 (a)–(e). The proposed CM-Net successfully detects concentric masks of arbitrary-shaped text instances (Fig. 12 (b)) and rebuilds text contour with simple post-processing (Fig. 12 (c), (d))). Some qualitative illustrations are shown in Fig. 12 (g), which demonstrate

TABLE VI

COMPARISON WITH RELATED METHODS ON CTW1500 AND TOTAL-TEXT, WHERE “EXT.” DENOTES EXTRA TRAINING DATA. “RED” AND “BLUE” ARE THE BEST RESULTS OF REAL-TIME AND NON-REAL-TIME METHODS RESPECTIVELY. “*” MEANS THE RESULTS ARE IMPLEMENTED BY US.

Real-Time	Methods	Ext.	CTW1500				Total-Text			
			Precision	Recall	F-measure	FPS	Precision	Recall	F-measure	FPS
No	EAST [10]	×	78.7	49.1	60.4	21.2	50.0	36.2	42.0	-
	TextSnake [15]	✓	67.9	85.3	75.6	1.1	82.7	74.5	78.4	-
	CRAFT [16]	✓	86.0	81.1	83.5	-	87.6	79.9	83.6	-
	PSE [17]	×	80.6	75.6	78.0	3.9	81.8	75.1	78.3	3.9
	LOMO [18]	✓	85.7	76.5	80.8	-	87.6	79.3	83.3	-
	ATTR [37]	✓	84.9	80.3	82.5	-	89.0	80.9	84.8	-
	TextField [19]	✓	83.0	79.8	81.4	-	81.2	79.9	80.6	-
	ContourNet [29]	×	83.7	84.1	83.9	4.5	86.9	83.9	85.4	3.8
	TextRay [21]	×	82.8	80.4	81.6	-	83.5	77.9	80.6	-
	ABCNet [22]	✓	81.4	78.5	81.6	-	87.9	81.3	84.5	-
	OPMP [23]	✓	85.1	80.8	82.9	1.4	85.2	80.3	82.7	3.7
	FCENet [30]	×	85.7	80.7	83.1	-	87.4	79.8	83.4	-
	ReLaText [28]	✓	84.8	83.1	84.0	-	86.2	83.3	84.8	10.6
Yes	PAN [24]	×	84.6	77.7	81.0	39.8	88.0	79.4	83.5	39.6
	DB [25]	✓	84.3	79.1	81.6	27.0	86.9*	79.7*	83.1*	27.5*
	CM-Net (Ours)	×	86.0	82.2	84.1	50.3	88.5	81.4	84.8	49.8

our method can effectively detect extreme irregular-shaped geometries (highly-curved text instances) and adhesive text instances.

On the Total-Text dataset, although our method is a little lower (0.6%) than ContourNet [29] in F-measure, CM-Net has a least 13 times faster speed (49.8 FPS) than it. In detection accuracy, ContourNet is following the architecture of Mask-RCNN [7], it first roughly locates the text instances by quadrilateral boxes and then accurately segments the regions of text instances from the boxes, which avoids the interference brought by the background but complicated the framework and deeply influences the detection speed. Compared with ContourNet, since our method detect text instances from the background directly, CM-Net has great superiority in detection speed. Moreover, benefiting from the MPF module, the proposed CM-Net still can achieve competitive detection accuracy with ContourNet while bringing no influence to detection speed. At the same time, ReLaText [28] and ATTR [37] need extra training data to train the network to achieve competitive detection accuracy with our method. They not only heavily depend on plenty of labeled data but also run slower than CM-Net 5 times at least. The proposed CM-Net achieves the best comprehensive performance both in detection accuracy and speed. Some qualitative results are shown in Fig. 12 (h).

The superior performance on CTW1500 and Total-Text demonstrates the CM-Net can successfully detect adhesive arbitrary-shaped text instances.

C. Evaluation on ICDAR2015 Dataset

We also verify the CM-Net ability to detect multi-oriented, small, and low-resolution text instances on the ICDAR2015 benchmark. During testing, we rescale the short side of input images to 736 like other SOTA methods.

Comparison with Real-Time Methods. The model detection accuracy and speed on ICDAR2015 are shown in Table VII. CM-Net outperforms PAN [24] and DB [25] by a large margin, i.e., 3.6% and 0.7% improvements in F-measure, and runs 8.4 FPS and 11.9 FPS faster than PAN and DB respectively. The performance of the proposed CM-Net surpasses PAN and DB on MSRA-TD500, CTW1500,

TABLE VII

COMPARISON WITH RELATED METHODS ON ICDAR2015, WHERE “EXT.” DENOTES EXTRA TRAINING DATA. “RED” AND “BLUE” ARE THE BEST RESULTS OF REAL-TIME AND NON-REAL-TIME METHODS RESPECTIVELY.

Real-Time	Methods	Ext.	Precision	Recall	F-measure	FPS
No	EAST [10]	×	83.6	73.5	78.2	13.2
	RRD [14]	✓	85.6	79.0	82.2	6.5
	TextSnake [15]	✓	84.9	80.4	82.6	1.1
	CornerNet [26]	✓	94.1	70.7	80.7	3.6
	PSE [17]	×	81.5	79.7	80.6	1.6
	Boundary [33]	✓	88.1	82.2	85.0	-
	TextField [19]	✓	84.3	80.5	82.4	6.0
	TextDragon [20]	✓	84.8	81.8	83.1	-
	SegLink++ [32]	✓	83.7	80.3	82.0	7.1
	ATTR [37]	×	85.8	79.7	82.6	-
	SAE [36]	✓	85.1	84.5	84.8	3.0
	FCENet [30]	×	85.1	84.2	84.6	-
Yes	PAN [24])	×	82.9	77.8	80.3	26.1
	DB [25]	✓	86.5*	80.2*	83.2*	22.6*
	CM-Net (Ours)	×	86.7	81.3	83.9	34.5

Total-Text, and ICDAR2015 datasets simultaneously, which demonstrates our method is the best real-time arbitrary-shaped text detection method.

Comparison with Non-Real-Time Methods. Compared with non-real-time methods, the proposed CM-Net not only enjoys absolute superiority in detection speed but also achieves competitive detection accuracy. As we can see from Table VII, although the proposed CM-Net performs slightly worse than Boundary [33], SAE [36], and FCENet [30] in F-measure, our method runs 10x times faster than them. Specifically, for Boundary and SAE, the former refines the detection results by multiple detection stages, the latter extra predicts an embedding map to detect great aspect ratio text instances. Both of them complicated the frameworks and bring much computational cost to the inference process. At the same time, to achieve the best performance, they have to seek extra training data (SynthText [49]) to pre-train their network to optimize the huge network weights, which leads to heavy dependency on labeled data. For FCENet, it models text instances into the Fourier domain from the bottom to up perspective. In the inference process, it not only needs to predict plenty of text instance-related information but also have to transform them from the Fourier domain to the spatial domain and keep reliable results by non-maximum suppression



Fig. 12. Qualitative detection results of CM-Net. (a) is the input image. (b) is the predicted concentric mask. (c) is the visualization of PMD, where the yellow solid circle is the center point and the radius of the small circle is the PMD. (d) is the reconstructed text contour by concentric mask and PMD. (e) is the final detection result of the input. (f)-(i) are detection results on four standard benchmarks.

TABLE VIII
CROSS-DATASET EVALUATIONS ON WORD-LEVEL AND LINE-LEVEL DATASETS.

Methods	Total-Text (train on ICDAR2015)		
	Precision	Recall	F-measure
CM-Net (Ours)	75.8	64.5	69.7
Methods	ICDAR2015 (train on Total-Text)		
	Precision	Recall	F-measure
CM-Net (Ours)	76.5	68.1	72.1
Methods	CTW1500 (train on MSRA-TD500)		
	Precision	Recall	F-measure
CM-Net (Ours)	77.2	69.7	72.8
Methods	MSRA-TD500 (train on CTW1500)		
	Precision	Recall	F-measure
CM-Net (Ours)	85.8	77.1	81.2

(NMS) [50], which is more complicated than Boundary and SAE and far behind our method in detection speed.

The experiment results on ICDAR 2015 show that the proposed CM-Net can handle the texts with various scales and multi-orientations effectively. We show some qualitative detection results in Fig. 12 (i).

D. Cross Dataset Text Detection

To demonstrate the generalization ability of the proposed CM-Net, we train our method on one dataset and test on a different dataset, where the training dataset and testing dataset are annotated at the same level (e.g., word-level or line-level).

Specifically, we design four groups of experiments on several classical datasets (MSRA-TD500, CTW1500, Total-Text, and ICDAR2015 datasets). Since the Total-Text and ICDAR2015 are word-level datasets and they consist of curved and multi-oriented text instances respectively, we first design two groups of cross experiments on them to verify the model generalization on word-level different shaped text instances. As we can see from Table VIII, the proposed CM-Net achieves acceptable performance on the cross-dataset with Total-Text and ICDAR2015. Then, we also conduct two groups of cross experiments on CTW1500 and MSRA-TD500, which are line-

TABLE IX
TIME CONSUMPTION OF CM-Net ON FOUR PUBLIC BENCHMARKS. THE TOTAL TIME CONSISTS OF BACKBONE, SEGMENTATION HEAD AND POST-PROCESSING. ‘SIZE’ AND ‘POST’ REPRESENT THE SIZE OF SHORT EDGE OF IMAGE AND POST-PROCESSING RESPECTIVELY.

Dataset	Size	Time consumption (ms)			F-measure	FPS
		Backbone	Head	Post		
MSRA-TD500	736	11.9	9.8	2.3	85.0	41.7
CTW1500	640	9.7	8	2.2	84.1	50.3
Total-Text	640	10	7.8	2.3	84.8	49.8
ICDAR2015	736	14.2	11.9	2.9	83.9	34.5

TABLE X
COMPARISON OF COMPUTATIONAL COST AND PERFORMANCE OF DIFFERENT REAL-TIME DETECTORS. ‘GFLOPs’ INDICATE FLOATING POINT OF OPERATIONS.

Methods	GFLOPs	F-measure			
		MSRA-TD500	CTW1500	Total-Text	ICDAR2015
PAN [24]	43.67	78.9	81.0	83.5	80.3
DB [25]	24.46	81.9	81.6	83.1	83.2
CM-Net	29.44	85.0	84.1	84.8	83.9

level datasets and consist of curved and multi-oriented text instances respectively. As depicted in Table VIII, CM-Net also achieves very competitive results. Particularly, on the MSTA-TD500, our method trained on CTW1500 performs better than some existing SOTA methods trained on MSTA-TD500 (e.g., EAST [10], RRD [14], TextSnake [15], and PAN [24]).

The experimental results not only demonstrate the proposed CM-Net enjoys strong generalization for different scene datasets and the robustness for different shaped text instances but also verify that CM-Net reduces the dependency on labeled data compared with other methods.

VI. SPEED ANALYSIS AND RESULT VISUALIZATION

Speed Analysis. We especially analyze the time consumption of CM-Net in different stages. As we can see from Table IX, the backbone takes the most time, and the time cost of post-processing is about a quarter of the head. Additionally, the backbone and head will take more time with the increasing



Fig. 13. Qualitative comparisons with FCENet [30], TextField [19], OPMP [23], and ABCNet [22] on selected challenging samples in CTW1500. The first row shows the detection results of FCENet, TextField, OPMP, and ABCNet. The second row shows the detection results of ours. The last row shows the corresponding ground-truth.

image size. At the same time, it is found that the time cost of post-processing is not sensitive to the scale of text instances (from Table IX first and second rows), which makes CM-Net perform better in scenes with a large text scale.

Moreover, we compared the computational cost of CM-Net with existing real-time detectors. To ensure a fair comparison, under the same setting, we employ ResNet18 as the backbone and resize the size of the input image as $640 \times 640 \times 3$. As we can see from Table X, our method can reduce 33% computational cost compared with PAN. Although DB uses lightweight FPN to reduce the computational cost of frameworks, CM-Net achieves better balance between detection accuracy and speed (as shown in Section V), which verifies the our method achieves the best comprehensive performance among existing real-time arbitrary-shaped text detection methods.

Result Visualization. We particularly show some qualitative results of highly-curved text instances in CTW1500 to demonstrate the superiority of our method for detecting hard irregular-shaped examples. As shown in Fig. 13 and Table VI, although FCENet [30], TextField [19], OPMP [23], and ABCNet [22] design complicated networks and post-processing to more effectively detect irregular-shaped text instances, the detection results are still worse than our method. Specifically, FCENet fails to detect small-scale text instances (Fig. 13 (a) first row). TextField performs badly for great aspect ratio text instances (Fig. 13 (b) first row). OPMP and ABCNet can not discriminate the text instances from the background that the texture feature is similar to text instances (Fig. 13 (c),(d) first row). These detection results demonstrate the effectiveness of the proposed CM-Net for irregular-shaped text detection.

VII. CONCLUSION AND FUTURE WORK

In this work, we propose a novel efficient framework for detecting arbitrary-shaped text instances in high detection

accuracy and speed simultaneously. The concentric mask is proposed to fit text contours in a more robust way compared with the shrink mask, which is helpful for our method to avoid the influences brought by text instance shapes. Moreover, we propose a multi-perspective feature (MPF) module to encourage CM-Net to learn more discriminative concentric mask-related features, which significantly improves the model ability to recognize concentric masks and brings no extra computational cost to the inference process. Additionally, a multi-factor constraints loss is proposed to supervise the training of CM-Net. With the aforementioned advantages, the proposed CM-Net achieves excellent performance in both detection speed and accuracy on multiple public text detection datasets. Experiments demonstrate that the proposed method outperforms all existing SOTA real-time methods by a large margin on four classic public benchmarks.

REFERENCES

- [1] T.-Y. Lin, P. Dollár, R. Girshick, K. He, B. Hariharan, and S. Belongie, "Feature pyramid networks for object detection," in *Proceedings of the IEEE Conference on Computer Vision and Pattern Recognition*, 2017, pp. 2117–2125.
- [2] T.-Y. Lin, P. Goyal, R. Girshick, K. He, and P. Dollár, "Focal loss for dense object detection," in *Proceedings of the IEEE International Conference on Computer Vision*, 2017, pp. 2980–2988.
- [3] Y. Yuan, Z. Xiong, and Q. Wang, "Vssa-net: vertical spatial sequence attention network for traffic sign detection," *IEEE transactions on image processing*, vol. 28, no. 7, pp. 3423–3434, 2019.
- [4] F. Milletari, N. Navab, and S.-A. Ahmadi, "V-net: Fully convolutional neural networks for volumetric medical image segmentation," in *2016 Fourth International Conference on 3D Vision*, pp. 565–571.
- [5] J. Long, E. Shelhamer, and T. Darrell, "Fully convolutional networks for semantic segmentation," in *Proceedings of the IEEE Conference on Computer Vision and Pattern Recognition*, 2015, pp. 3431–3440.
- [6] Z. Xiong, Y. Yuan, and Q. Wang, "Ask: Adaptively selecting key local features for rgb-d scene recognition," *IEEE Transactions on Image Processing*, vol. 30, pp. 2722–2733, 2021.
- [7] K. He, G. Gkioxari, P. Dollár, and R. Girshick, "Mask r-cnn," in *Proceedings of the IEEE International Conference on Computer Vision*, 2017, pp. 2961–2969.

- [8] E. Xie, P. Sun, X. Song, W. Wang, X. Liu, D. Liang, C. Shen, and P. Luo, "Polarmask: Single shot instance segmentation with polar representation," in *Proceedings of the IEEE Conference on Computer Vision and Pattern Recognition*, 2020, pp. 12 193–12 202.
- [9] H. Zhang, Y. Tian, K. Wang, W. Zhang, and F.-Y. Wang, "Mask ssd: an effective single-stage approach to object instance segmentation," *IEEE Transactions on Image Processing*, vol. 29, pp. 2078–2093, 2019.
- [10] X. Zhou, C. Yao, H. Wen, Y. Wang, S. Zhou, W. He, and J. Liang, "East: an efficient and accurate scene text detector," in *Proceedings of the IEEE Conference on Computer Vision and Pattern Recognition*, 2017, pp. 5551–5560.
- [11] P. He, W. Huang, T. He, Q. Zhu, Y. Qiao, and X. Li, "Single shot text detector with regional attention," in *Proceedings of the IEEE International Conference on Computer Vision*, 2017, pp. 3047–3055.
- [12] M. Liao, B. Shi, and X. Bai, "Textboxes++: A single-shot oriented scene text detector," *IEEE Transactions on Image Processing*, vol. 27, no. 8, pp. 3676–3690, 2018.
- [13] J. Ma, W. Shao, H. Ye, L. Wang, H. Wang, Y. Zheng, and X. Xue, "Arbitrary-oriented scene text detection via rotation proposals," *IEEE Transactions on Multimedia*, vol. 20, no. 11, pp. 3111–3122, 2018.
- [14] M. Liao, Z. Zhu, B. Shi, G. Xia, and X. Bai, "Rotation-sensitive regression for oriented scene text detection," in *Proceedings of the IEEE Conference on Computer Vision and Pattern Recognition*, 2018, pp. 5909–5918.
- [15] S. Long, J. Ruan, W. Zhang, X. He, W. Wu, and C. Yao, "Textsnake: A flexible representation for detecting text of arbitrary shapes," in *Proceedings of the European Conference on Computer Vision*, 2018, pp. 20–36.
- [16] Y. Baek, B. Lee, D. Han, S. Yun, and H. Lee, "Character region awareness for text detection," in *Proceedings of the IEEE Conference on Computer Vision and Pattern Recognition*, 2019, pp. 9365–9374.
- [17] W. Wang, E. Xie, X. Li, W. Hou, T. Lu, G. Yu, and S. Shao, "Shape robust text detection with progressive scale expansion network," in *Proceedings of the IEEE Conference on Computer Vision and Pattern Recognition*, 2019, pp. 9336–9345.
- [18] C. Zhang, B. Liang, Z. Huang, M. En, J. Han, E. Ding, and X. Ding, "Look more than once: An accurate detector for text of arbitrary shapes," in *Proceedings of the IEEE Conference on Computer Vision and Pattern Recognition*, 2019, pp. 10 552–10 561.
- [19] Y. Xu, Y. Wang, W. Zhou, Y. Wang, Z. Yang, and X. Bai, "Textfield: Learning a deep direction field for irregular scene text detection," *IEEE Transactions on Image Processing*, vol. 28, no. 11, pp. 5566–5579, 2019.
- [20] W. Feng, W. He, F. Yin, X.-Y. Zhang, and C.-L. Liu, "Textdragon: An end-to-end framework for arbitrary shaped text spotting," in *Proceedings of the IEEE International Conference on Computer Vision*, 2019, pp. 9076–9085.
- [21] F. Wang, Y. Chen, F. Wu, and X. Li, "Textray: Contour-based geometric modeling for arbitrary-shaped scene text detection," in *Proceedings of the 28th ACM International Conference on Multimedia*, 2020, pp. 111–119.
- [22] Y. Liu, H. Chen, C. Shen, T. He, L. Jin, and L. Wang, "Abcnet: Real-time scene text spotting with adaptive bezier-curve network," in *Proceedings of the IEEE Conference on Computer Vision and Pattern Recognition*, 2020, pp. 9809–9818.
- [23] S. Zhang, Y. Liu, L. Jin, Z. Wei, and C. Shen, "Opmp: An omnidirectional pyramid mask proposal network for arbitrary-shape scene text detection," *IEEE Transactions on Multimedia*, vol. 23, pp. 454–467, 2020.
- [24] W. Wang, E. Xie, X. Song, Y. Zang, W. Wang, T. Lu, G. Yu, and C. Shen, "Efficient and accurate arbitrary-shaped text detection with pixel aggregation network," in *Proceedings of the IEEE International Conference on Computer Vision*, 2019, pp. 8440–8449.
- [25] M. Liao, Z. Wan, C. Yao, K. Chen, and X. Bai, "Real-time scene text detection with differentiable binarization," in *Proceedings of the AAAI Conference on Artificial Intelligence*, 2020, pp. 11 474–11 481.
- [26] P. Lyu, C. Yao, W. Wu, S. Yan, and X. Bai, "Multi-oriented scene text detection via corner localization and region segmentation," in *Proceedings of the IEEE Conference on Computer Vision and Pattern Recognition*, 2018, pp. 7553–7563.
- [27] S. Zhang, X. Zhu, J. Hou, C. Liu, C. Yang, H. Wang, and X. Yin, "Deep relational reasoning graph network for arbitrary shape text detection," in *Proceedings of the IEEE Conference on Computer Vision and Pattern Recognition*, 2020, pp. 9699–9708.
- [28] C. Ma, L. Sun, Z. Zhong, and Q. Huo, "Relatext: exploiting visual relationships for arbitrary-shaped scene text detection with graph convolutional networks," *Pattern Recognition*, vol. 111, p. 107684, 2021.
- [29] Y. Wang, H. Xie, Z. Zha, M. Xing, Z. Fu, and Y. Zhang, "Contournet: Taking a further step toward accurate arbitrary-shaped scene text detection," in *Proceedings of the IEEE Conference on Computer Vision and Pattern Recognition*, 2020, pp. 11 753–11 762.
- [30] Y. Zhu, J. Chen, L. Liang, Z. Kuang, L. Jin, and W. Zhang, "Fourier contour embedding for arbitrary-shaped text detection," *arXiv preprint arXiv:2104.10442*, 2021.
- [31] Y. Liu, S. Zhang, L. Jin, L. Xie, Y. Wu, and Z. Wang, "Omnidirectional scene text detection with sequential-free box discretization," *arXiv preprint arXiv:1906.02371*, 2019.
- [32] J. Tang, Z. Yang, Y. Wang, Q. Zheng, Y. Xu, and X. Bai, "Seglink++: Detecting dense and arbitrary-shaped scene text by instance-aware component grouping," *Pattern Recognition*, vol. 96, p. 106954, 2019.
- [33] H. Wang, P. Lu, H. Zhang, M. Yang, X. Bai, Y. Xu, M. He, Y. Wang, and W. Liu, "All you need is boundary: Toward arbitrary-shaped text spotting," in *Proceedings of the AAAI Conference on Artificial Intelligence*, vol. 34, no. 07, 2020, pp. 12 160–12 167.
- [34] D. Deng, H. Liu, X. Li, and D. Cai, "Pixellink: Detecting scene text via instance segmentation," in *Proceedings of the AAAI Conference on Artificial Intelligence*, vol. 32, no. 1, 2018.
- [35] P. Lyu, M. Liao, C. Yao, W. Wu, and X. Bai, "Mask textspotter: An end-to-end trainable neural network for spotting text with arbitrary shapes," in *Proceedings of the European Conference on Computer Vision*, 2018, pp. 67–83.
- [36] Z. Tian, M. Shu, P. Lyu, R. Li, C. Zhou, X. Shen, and J. Jia, "Learning shape-aware embedding for scene text detection," in *Proceedings of the IEEE Conference on Computer Vision and Pattern Recognition*, 2019, pp. 4234–4243.
- [37] X. Jiang, S. Xu, S. Zhang, and S. Cao, "Arbitrary-shaped text detection with adaptive text region representation," *IEEE Access*, vol. 8, pp. 102 106–102 118, 2020.
- [38] W. Liu, D. Anguelov, D. Erhan, C. Szegedy, S. Reed, C. Fu, and A. Berg, "Ssd: Single shot multibox detector," in *Proceedings of the European Conference on Computer Vision*, 2016, pp. 21–37.
- [39] J. Dai, Y. Li, K. He, and J. Sun, "R-fcn: Object detection via region-based fully convolutional networks," *arXiv preprint arXiv:1605.06409*, 2016.
- [40] K. He, X. Zhang, S. Ren, and J. Sun, "Deep residual learning for image recognition," in *Proceedings of the IEEE Conference on Computer Vision and Pattern Recognition*, 2016, pp. 770–778.
- [41] C. Yao, X. Bai, W. Liu, Y. Ma, and Z. Tu, "Detecting texts of arbitrary orientations in natural images," in *IEEE Conference on Computer Vision and Pattern Recognition*, 2012, pp. 1083–1090.
- [42] C. Yao, X. Bai, and W. Liu, "A unified framework for multioriented text detection and recognition," *IEEE Transactions on Image Processing*, vol. 23, no. 11, pp. 4737–4749, 2014.
- [43] Y. Liu, L. Jin, S. Zhang, and S. Zhang, "Detecting curve text in the wild: New dataset and new solution," *arXiv preprint arXiv:1712.02170*, 2017.
- [44] C. K. Ch'ng and C. S. Chan, "Total-text: A comprehensive dataset for scene text detection and recognition," in *Proceedings of the International Conference on Document Analysis and Recognition*, vol. 1, 2017, pp. 935–942.
- [45] D. Karatzas, L. Gomez, A. Nicolaou, S. Ghosh, A. Bagdanov, M. Iwamura, J. Matas, L. Neumann, V. Chandrasekhar, and S. Lu, "Icdar 2015 competition on robust reading," in *Proceedings of the International Conference on Document Analysis and Recognition*, 2015, pp. 1156–1160.
- [46] D. Kingma and J. Ba, "Adam: A method for stochastic optimization," *arXiv preprint arXiv:1412.6980*, 2014.
- [47] C. Yu, J. Wang, C. Peng, C. Gao, G. Yu, and N. Sang, "Bisenet: Bilateral segmentation network for real-time semantic segmentation," in *Proceedings of the European Conference on Computer Vision*, 2018, pp. 325–341.
- [48] J. Dai, H. Qi, Y. Xiong, Y. Li, G. Zhang, H. Hu, and Y. Wei, "Deformable convolutional networks," in *Proceedings of the IEEE International Conference on Computer Vision*, 2017, pp. 764–773.
- [49] A. Gupta, A. Vedaldi, and A. Zisserman, "Synthetic data for text localisation in natural images," in *Proceedings of the IEEE Conference on Computer Vision and Pattern Recognition*, 2016, pp. 2315–2324.
- [50] A. Rosenfeld and M. Thurston, "Edge and curve detection for visual scene analysis," *IEEE Transactions on Computers*, vol. 100, no. 5, pp. 562–569, 1971.