

## RESEARCH

# A Data-Driven Study of Commonsense Knowledge using the ConceptNet Knowledge Base

Ke Shen<sup>\*</sup> and Mayank Kejriwal

<sup>\*</sup>Correspondence: [keshen@isi.edu](mailto:keshen@isi.edu)  
 Information Science Institute,  
 4676 Admiralty Way, 90292  
 Marina Del Rey, US  
 Full list of author information is  
 available at the end of the article  
<sup>†</sup>Equal contributor

## Abstract

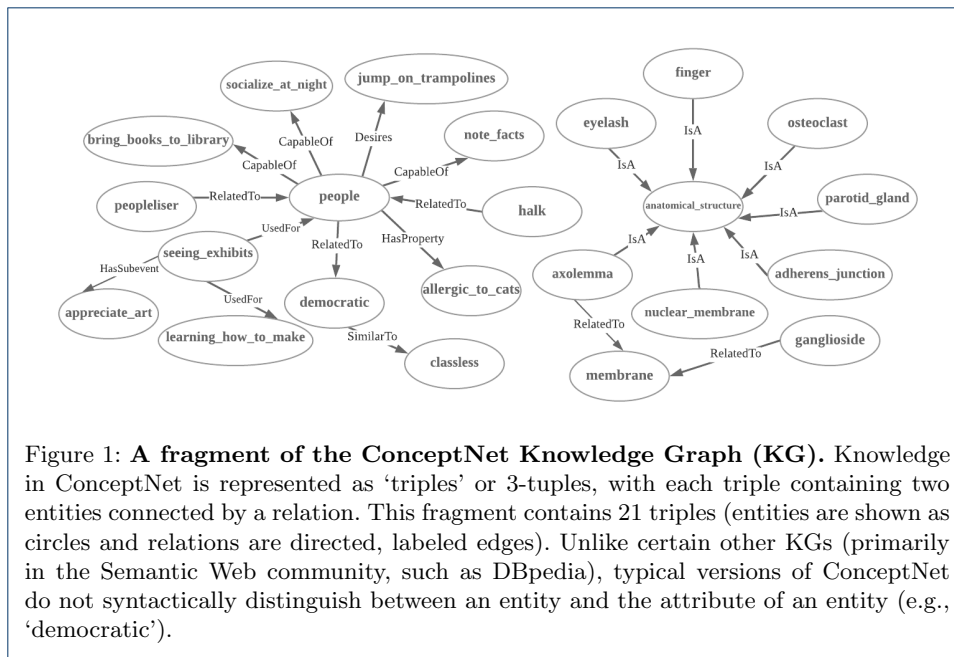
Acquiring commonsense knowledge and reasoning is recognized as an important frontier in achieving general Artificial Intelligence (AI). Recent research in the Natural Language Processing (NLP) community has demonstrated significant progress in this problem setting. Despite this progress, which is mainly on multiple-choice question answering tasks in limited settings, there is still a lack of understanding (especially at scale) of the nature of commonsense knowledge itself. In this paper, we propose and conduct a systematic study to enable a deeper understanding of commonsense knowledge by doing an empirical and structural analysis of the ConceptNet knowledge base. ConceptNet is a freely available knowledge base containing millions of commonsense assertions presented in natural language. Detailed experimental results on three carefully designed research questions, using state-of-the-art unsupervised graph representation learning ('embedding') and clustering techniques, reveal deep substructures in ConceptNet relations, allowing us to make data-driven and computational claims about the meaning of phenomena such as 'context' that are traditionally discussed only in qualitative terms. Furthermore, our methodology provides a case study in how to use data-science and computational methodologies for understanding the nature of an everyday (yet complex) psychological phenomenon that is an essential feature of human intelligence.

**Keywords:** ConceptNet; Commonsense knowledge; Structural properties; Relational structure; Knowledge base; Commonsense reasoning; General Artificial Intelligence

## 1 Introduction

Despite the ubiquity of intelligent agents such as Alexa and Siri in modern life, these agents have yet to capture the human element in natural conversations. Even with advances in Natural Language Processing (NLP), deep learning, and knowledge graphs [1], [2], such agents are merely good at answering questions with a clear structure and 'factual need' (e.g., 'What is the weather today in Los Angeles?'). They are still not capable of answering questions with incomplete information or under-specified needs (such as 'Should I put my spare change in a piggy bank?') that require more contextual and implicit knowledge that humans often take for granted when navigating daily situations. Among other things, such agents are limited in their *commonsense reasoning* abilities.

Commonsense reasoning is the process that involves processing information about a scenario in the world, and making inferences and decisions by using not only the



'explicit' information available to the senses and conscious mind, but also context and implicit information that is based on our 'commonsense knowledge'. Commonsense knowledge is difficult to define precisely (not unlike 'intelligence') but it may be assumed to be a broad body of knowledge of how the 'world' works [3]. Generally, such knowledge is essential for navigating social situations and interactions, physical reasoning (e.g., the simple knowledge that when an object on the table is 'picked up', it is not on the table anymore) and (more controversially), knowledge that may rely on local culture and milieu [4], [5]. Commonsense knowledge and reasoning have both been recognized as essential for building more advanced 'general' AI systems that have human-like capabilities and reasoning ability, even when facing uncertain, implicit (or potentially contradictory) information. Recognizing its importance, researchers in several communities have increasingly engaged in researching and evaluating commonsense reasoning on tasks pertaining to question answering and abductive reasoning [6], [7], [4], [8].

ConceptNet<sup>[1]</sup> is a large-scale, freely available knowledge base that describes commonsense knowledge as a set of assertions [9]. It is designed to represent the common knowledge needed to help machines better understand the meaning of words and phrases people use. The *graph structure* that represents knowledge in ConceptNet in patterns of connected word/phrase nodes is particularly useful for textual reasoning over natural language documents. An example of how such knowledge is organized in ConceptNet is illustrated in Figure 1. ConceptNet originated from the Open Mind Common Sense [10] project, itself launched in 1999 at the MIT Media Lab. It is continuously updated to include new knowledge from crowdsourced resources, expert-created resources, and games designed specifically<sup>[2]</sup> to elicit certain kinds of commonsense annotations, such as knowledge about people's intuitive word associations.

[1] <https://conceptnet.io/>.

[2] Described on the website as 'games with a purpose'.

ConceptNet has some notable differences from other popular knowledge bases. In comparison with WordNet [11], which focuses on preserving lexicographic information and the relationship between words and their senses, ConceptNet maintains a semantic network structure that is designed to capture commonsense assertions, such as shown in Figure 1. In particular, ConceptNet contains more kinds of relationships than WordNet. Another comparable knowledge base is Cyc [5], which focuses on standardization of commonsense for efficient logical reasoning. However, ConceptNet is optimized for making inferences over natural language texts, and unlike Cyc, is not proprietary. ConceptNet captures a wide range of commonsense knowledge (such as in Cyc); however, it expresses knowledge in an easy-to-use format (i.e. as sets of 3-tuple assertions, such as illustrated in Figure 1) rather than higher-order logic notation. Because of these advantages, ConceptNet has rapidly emerged as a practical dataset and resource for various kinds of machine learning and NLP in the last ten years in particular [12], [13], [14].

While the utility of ConceptNet as a resource in algorithmic pipelines has been demonstrated, we hypothesize that it can be used as a fundamental resource to understand the nature of commonsense knowledge more precisely. Note that we are not trying to reverse-engineer cognitive processes in the human brain that led to the ingestion and formation of such knowledge, but rather, to yield key findings into some central properties of the knowledge itself. Despite being blended into diverse aspects of daily life, we are not aware of a systematic explanation about the nature of commonsense as a ‘belief system about the world’ that informs most adults’ everyday thoughts, behaviors and actions [15]. Researchers have also differed on ideas concerning commonsense knowledge and reasoning [16], [17]. Therefore, there is strong motivation to gain new insights into commonsense by using a systematic methodology, and easily available and trustworthy data. In this article, we take up this challenge both by presenting a methodology and by showing how the methodology yields useful and novel results when applied to relations and entities in ConceptNet. Specific contributions include:

- \* We embed nodes and relations in ConceptNet into a continuous, low-dimension embedding space by a state-of-art graph embedding technique PyTorch-BigGraph(PBG) [18] to enable more robust computational analysis in vector space. Using both information theory and standard correlational analysis (as well as a judicious set of visualizations), we show that the embeddings reveal some interesting aspects of ConceptNet relations and their similarities to each other. Relations in ConceptNet are clearly not independent from one another and share unique degrees of overlap and information content.
- \* For specific high-volume and coarse-grained relations (such as ‘HasContext<sup>[3]</sup>’, ‘SymbolOf<sup>[4]</sup>’, and ‘FormOf<sup>[5]</sup>’ that are known to be significant in commonsense reasoning, we discover and explore *substructures* within these relations by using a combination of clustering and qualitative analysis.

---

<sup>[3]</sup>Defined by ConceptNet as ‘A is a word used in the context of B, which could be a topic area, technical field, or regional dialect’.

<sup>[4]</sup>‘A symbolically represents B’.

<sup>[5]</sup>‘A is an inflected form of B; B is the root word of A’.

- \* We shed light into another important phenomenon (‘negation’) by contrast the triple structures between an important relation ‘Desires’ and its negation ‘Not-Desires’. In commonsense knowledge, we show that negation does not obey logical intuitions, and that in the embedding space, triples with the negated relation are virtually undistinguishable from triples with the non-negated relation. However, we find that a machine learning model can be trained to recognize these differences. This finding reveals the nature of “negation” relation in ConceptNet and the structure properties between a relation and its negation.

The rest of this article is structured as follows. In Section 2, we describe relevant lines of research related to this work. In Section 3, we present our experimental study and methodology. Section 4 summarizes and discusses the key findings, and the article concludes in Section 5.

## 2 Related Work

### 2.1 Commonsense Reasoning

Although both Wikipedia and the (relatively) recent DARPA Machine Common Sense (MCS) program<sup>[6]</sup> define commonsense reasoning as ‘the basic ability to perceive, understand, and judge things that are shared by nearly all people and can be reasonably expected of nearly all people without need for debate’, there is no official, sufficiently broad definition that we can cite outside of the psychology context. Within psychology, [19] has defined commonsense as ‘the system of implications shared by the competent users of a language’. One important commonality that is shared, no matter the definition or field considered, is that commonsense knowledge is (at least to a degree) *implicit*. It is also not controversial that commonsense knowledge is key to humans being able to interact with the world (and other humans) around them without needing extensive training for every situation, as machines seem to require (e.g., face recognition or information extraction). Despite its seeming simplicity, commonsense reasoning in machines involves several research issues, including but not limited to the representation of given scenario, the representation of commonsense knowledge, context-sensitive effects of events and the representation (and reasoning) of concurrent events [3]. There is very little work on the nature of commonsense knowledge: one rare example is a recent book [20] attempts to provide a ‘theory’ of commonsense by breaking down commonsense knowledge into various categories, and present formalisms for those categories. Other similar work along those lines include [21], [22], [23]. Unlike those works, we take an inductive, data-driven approach. Our work is potentially complementary to [20], since some of our findings may be used in the future to provide evidence for (or against) some of their purely theoretical claims.

Progress has been achieved in specific *kinds* of commonsense reasoning, especially in reasoning about time and internal relations [24], [25], reasoning about actions and change [26], and the sign calculus [6]. Semantics have played an important role in some of these successes [27]; in fact, ConceptNet itself has been described as a ‘semantic network’ [28]. WordNet [11] and Cyc [5] are two useful resources that allow us, in different ways, to obtain more insight into the semantics of sentences.

<sup>[6]</sup><https://www.darpa.mil/program/machine-common-sense>; [https://en.wikipedia.org/wiki/Common\\_sense](https://en.wikipedia.org/wiki/Common_sense).

WordNet is a semantic network whose entries are organized in terms of semantic inter-relationships. The easy-to-use network structure lends it to being frequently applied in multiple reasoning systems [29], [30], [31]. Cyc focuses on designing a universal schema (a higher-order logic) to represent commonsense assertions, which also supports reasoning systems [32], [33] conduct richer logic inferences.

The increasing enrichment of commonsense knowledge graphs fits with one of the approaches proposed in the aforementioned DARPA MCS program for developing flexible machine commonsense services. Commonsense reasoning systems are typically measured against benchmark tests, some well known examples of such datasets including aNLI [34], HellaSwag [35] and Physical IQA [36]. The other approach strongly supported by DARPA is to develop systems that think and learn as humans do in the very early stages (the first 18 months). Performers in that task aim to develop systems that can provide empirical and theoretical guidance on various aspects of commonsense reasoning abilities in humans by mimicking the core domains of child cognition for objects (intuitive physics), agents (intentional actors), and places (spatial navigation). Our work is more strongly related to the former approach, since ConceptNet primarily comprises assertions of commonsense knowledge that adults, and not necessarily children, would be expected to have. Potentially, our methodology could be applied to other knowledge graphs that are more representative of the knowledge that children have, but we are not aware of any such knowledge graphs currently in existence.

## 2.2 Knowledge Graphs

A knowledge graph (KG), of which ConceptNet is an example, is a graph-theoretic way to represent knowledge modeled according to an ontology, typically with the help of subject-matter experts, automatic data extraction, and machine learning algorithms. Rapid advances in KG construction and application have been witnessed in recent years. KGs such as Freebase [37], WordNet [11], DBpedia [38], and Yago [39] have been successfully created and applied to a range of tasks [40], [41], [42]. Using these KGs, machine learning and representation learning algorithms have also advanced with every passing year, in areas as wide ranging as knowledge graph ‘embeddings’, question answering and distant supervision [43], [44], [45], [46]. Concerning commonsense reasoning, ConceptNet and Cyc [5] (mentioned in the introduction as a proprietary KG that precedes ConceptNet) are the only two examples that we are aware of. Owned by Cycorp Inc., Cyc’s knowledge base claims<sup>[7]</sup> to be the ‘broadest, deepest, and most complete repository ever developed’, but given its proprietary nature, the claim is difficult to validate. It is not known how similar Cyc is to ConceptNet, but potentially, the same methodology proposed in this paper could be applied to Cyc to replicate, strengthen or refute some of our findings.

In contrast, ConceptNet is a freely available multilingual KG that connects everyday entities using a rich set of relations [47]. As mentioned in the introduction, ConceptNet serves as an important background resource for commonsense reasoning and question answering. However, it has not been studied directly for gaining insights into commonsense knowledge, even though there is precedent. For example, studies on DBpedia and YAGO have been conducted specifically to understand

---

<sup>[7]</sup><https://www.cyc.com/>.

their relational structure and the structural properties of the encyclopedic knowledge that these KGs are known for [48], [49], [50]. We attempt to do the same, but with commonsense knowledge as the focus.

Another line of work highly related to this one is *representation learning*, especially as they pertain to KGs. Such algorithms take as input the KG, including entities and relations, and embed them into continuous vector spaces, as surveyed by [51], models such as RESCAL [52], TransE [53], TransH [54], KG2E [55], and RotateE [56] all achieve good performance on various tasks, such as KG completion [53] and relation extraction [57], which allows for further improvement of the KG. In this article, we use a graph embedding package that builds on the ones above (especially TransE) and is especially designed for graphs with many millions of triples.

### 3 Empirical Study

Our guiding principle in this paper is that a commonsense KG such as ConceptNet could be used as the basis for understanding the nature of commonsense knowledge and (potentially) commonsense reasoning. Since this is a broad area of study, we define a specific set of research questions that could be used to shed more light on this subject matter. In this section, we detail critical aspects of the ConceptNet dataset and methodology that are relevant for our empirical investigations. Subsequently, we also investigate each question as separate but related studies, with accompanying descriptions of methodology, results, discussion and implications. Towards the end of the section, we collect these findings and synthesize them into a cohesive set of insights.

#### 3.1 Preliminaries and Setup

Conceptually, ConceptNet may be described as a multi-relational graph  $G = (V, R, E)$ , where  $V$  is the set of entities or *nodes*,  $R$  is the set of 49 *relations* and  $E$  is the set of triples or *edges* where each triple  $e = (h, r, t) \in E \subseteq V \times R \times V$ .  $h$  and  $t$  are respectively referred to as the *source* (or the *head*) and the *destination* (or the *tail*) entity, and  $r$  is the relation. For the purposes of maintaining consistent terminology, we use the terms *triple*, *head*, *tail*, and *relation* to refer to the concepts  $e$ ,  $h$ ,  $t$  and  $r$  respectively. Furthermore, these head and tail entities are collectively referred to as *entities* rather than *nodes*.

Note that  $G$  may be thought of in a non graph-theoretic way as a *set* of triples as has been common in the natural language community when discussing these datasets as *knowledge bases* rather than (multi-relational) *knowledge graphs* (where triples are usually interpreted as directed edges [58]). The distinction is not relevant for the purposes of this paper, but we do note that it is more natural to think about ConceptNet as a graph due to its structural properties. Earlier, Figure 1 expressed a fragment of ConceptNet as a multi-relational graph (with 21 triples).

Entities and relations are projected into a continuous vector space by PyTorch-BigGraph (PBG), an efficient and state-of-the-art embedding system for large-scale graphs<sup>[8]</sup>, for further computation and analysis [18]. Next, we describe the raw data and our sampling mechanism for studying the raw data, as well as the setup and training of PBG.

---

<sup>[8]</sup>In particular, PBG supports multi-entity and multi-relation graph embeddings, unlike network embeddings such as DeepWalk and node2vec [59], [60], and its em-

### 3.1.1 Raw Data, Sampling and Representation Learning

In our empirical study, we use the latest version of ConceptNet (version 5.7) that was available at the time of writing. One important aspect of ConceptNet is the ratio of the number of unique entities to the total number of triples, which is much higher in ConceptNet (0.833) than in other similarly-sized KGs such as Freebase (0.055) or WordNet<sup>[9]</sup> (0.289). Additionally, while ConceptNet contains far more entities than the other KGs, it contains fewer unique relations (the ‘labels’ on the edges, or the size of the set  $R$ ) than the other KGs.

In practice, these significant deviations in terms of basic entity/relation statistics can cause problems for KG representation learning packages (even those designed for large-scale KGs) including PBG, which is used in this article for experiments. In embedding the full ConceptNet knowledge base, we found that, during the training process, the PBG algorithm fails with a ‘bus error’ message if the number of input triples exceeds 4 million. This seems to be occurring due to the algorithm running out of shared memory (despite the fact that we execute the algorithm on a machine with 61 GB memory).

triple	entity	head entity	tail entity	overlap between head and tail entity
4,000,000	3,933,840	2,781,892	1,387,571	235,623

Table 1: The number of triples, entities (including separate head and tail entity counts, and their overlap) in the sample of ConceptNet considered in this study.

To address the memory issue and ensure that our results can be extended or replicated in the future using reasonable computation resources, we randomly sampled 4 million triples from ConceptNet for all studies described herein. Key statistics are tabulated in Table 1. The head entities-set is twice the size of the tail entities-set and their overlap is approximately 1/20 of the total entities. cursory analysis also showed that the head entity ‘/c/en/person’ and tail entity ‘/c/fr/francais’ were respectively found to have the most triples associated with them. Other relation-specific statistics are tabulated in Table 2. ‘/r/RelatedTo’ was found to be the most frequent relation, occurring in more than 1 million triples.

We input these 4 million triples into the PBG algorithm for representation learning. We partition the 4 million sampled triples into train, validation and test splits, containing 75%, 12.5%, 12.5% of the total triples, respectively. Before doing the sampling, we also remove triples with the ‘ExternalURL’ relation. *ExternalURL* is a ‘non-semantic’ relation that is only referring to a URL identifier and cannot be used for structural analysis of the kind proposed in this paper. We conduct training on a single server in the Amazon cloud with 4 Intel Xeon cores (one socket) and 61 GB of RAM. At the end of training, the algorithm outputs a vector for every unique relation and entity in the training dataset.

---

bedding quality has been found to be comparable with (or even exceed) existing ‘knowledge graph’ embedding systems, evaluated on the Freebase [37], LiveJournal [61] and YouTube graphs [62].

<sup>[9]</sup>For the interested reader, we are specifically referring to the FB15k and WN18 datasets, as designated in multiple papers on knowledge graph embeddings [63], [64], [65].

relation_name	triple_num	entity_num	relation_name	triple_num	entity_num
LocatedNear	13	26	dbpedia/leader	13	19
CreatedBy	14	27	NotHasProperty	44	81
NotCapableOf	72	132	dbpedia/capital	72	137
Entails	73	134	dbpedia/product	81	140
dbpedia/knownFor	87	168	dbpedia/field	114	163
dbpedia/language	151	181	dbpedia/occupation	183	236
dbpedia/influencedBy	210	246	InstanceOf	415	570
DefinedAs	433	812	dbpedia/genus	464	821
NotUsedFor	519	833	HasLastSubevent	571	867
dbpedia/genre	621	759	ObstructedBy	869	1,555
ReceivesAction	988	1,721	CausesDesire	1,003	1,480
CapableOf	2,146	3,348	MannerOf	2,164	2,923
Antonym	2,601	5,100	HasFirstSubevent	2,625	3,267
MadeOf	2,715	2,936	HasA	2,962	3,908
HasProperty	3,573	4,885	Causes	3,705	4,737
Desires	4,121	4,185	HasPrerequisite	4,194	4,837
NotDesires	4,263	4,186	AtLocation	4,497	5,983
SimilarTo	6,980	10,676	PartOf	7,048	9,507
DistinctFrom	10,529	16,428	HasSubevent	11,899	12,969
MotivatedByGoal	11,996	12,186	UsedFor	13,212	15,789
EtymologicallyDerivedFrom	46,451	78,335	SymbolOf	63,785	51,298
DerivedFrom	93,190	158,921	EtymologicallyRelatedTo	97,124	145,853
IsA	100,451	127,922	HasContext	133,035	135,211
FormOf	630,914	912,022	Synonym	1,101,134	1,356,240
<b>RelatedTo</b>	<b>1,501,359</b>	<b>1,536,157</b>			

Table 2: The numbers of triples and entities corresponding to each of the 49 relations in the ConceptNet sample studied in this article. Note that an entity could occur in multiple triples, each with a different relation. The ‘RelatedTo’ relation, shown in bold, has the most number of triples and entities associated with it.

### 3.1.2 Validating Quality of Embeddings

As mentioned earlier, due to the limits on the memory requirements of PBG, we randomly sampled 4 million triples from the raw ConceptNet knowledge base for representation learning and for the subsequently described studies. Due to the sampling, a reasonable suspicion arises as to whether the quality of the learned representations or embeddings can be trusted. To validate the quality of these embeddings, we designed a series of quantitative measures to analyze the effectiveness of the PBG outputs.

Specifically, having obtained the embeddings output by PBG, we first compute a *centroid vector* for each relation. Recall that we denoted the graph using the symbol  $G = (V, R, E)$ , where  $E$  was the set of triples or ‘edges’ in the graph. In a slight abuse of notation, we use the symbol  $G_E$  to represent the set  $E$  associated with  $G$ . Given a relation  $r \in R$ , let  $G_r \subseteq G_E$  be the subset of triples in  $G_E$  that have relation  $r$ . For each such triple  $(h, r, t)$  in  $G_r$ , we define the *translation vector*  $\vec{v} = \vec{t} - \vec{h}$ , where  $t$  and  $h$  are the embeddings learned by the (previously described) PBG algorithm for entities  $t$  and  $h$  respectively. The ‘centroid’ of  $r$  is then simply the mean of the translation vectors in  $G_r$ . Formally, the *centroid vector*  $\vec{r}_c$  of  $r$  is given by the equation below:

$$\vec{r}_c = \frac{1}{|G_r|} \sum_{(h,r,t) \in G_r} (\vec{t} - \vec{h}) \quad (1)$$



Note that this yields two distinct vectors for  $r$ : the vector directly output by the graph embedding (denoted as  $\vec{r}$ ) and the centroid vector  $\vec{r}_c$ . We use the symbol  $\mathcal{R}$  to indicate the set of direct embeddings for all 49 relations and the symbol  $\mathcal{R}_c$  to indicate the set of centroid vectors. The latter is expected to be more robust and interpretable since it is directly derived using translation (between the tail and head entity embeddings, averaged over all the triples where it occurs).

With this technical machinery in place, we validate our 4 million-triples sample as follows. First, we calculate two similarity lists,  $SL_r$  and  $SL'_r$ , per relation, using each of these two notions of embedding  $r$ .  $SL_r$  denotes the list containing the cosine similarities between  $\vec{r}$  and each translation vector in  $G_r$  (since in the general case, each triple could yield a different translation vector, even with  $r$  fixed), while  $SL'_r$  denotes the list of cosine similarities between the centroid vector  $\vec{r}_c$  and each translation vector<sup>[10]</sup>.

Given these two per-relation lists and using established statistical and information-theoretic concepts such as Spearman’s rank correlation and the Kullback-Leibler (KL) Divergence, we show in the subsequent experiment that the two lists are highly correlated and have low ‘divergence’. Since  $\vec{r}_c$  is a function of the entities in the triples (and never directly uses the relation embedding output by PBG), while  $r$  was directly output by PBG, this result shows that the embeddings learned on our sample are highly self-consistent and conform closely to the notion of translation<sup>[11]</sup> that such neural graph embeddings have been designed to capture in vector space [53].

Spearman’s rank correlation was designed to measure both the strength and direction of association between two ranked variables and ranges from -1 (perfect negative correlation) to 1 (perfect positive correlation). Because of the geometric features of the embedding space, we are interested in *whether* there is correlation (i.e. the strength), rather than the direction of the correlation. For this reason, given the two aligned lists per relation ( $SL_r$  and  $SL'_r$ ), we computed the *absolute value* of the Spearman’s rank correlation for each relation in Table 3<sup>[12]</sup>. The consistency of the embeddings are further supported by the information-theoretic KL-Divergence measure, detailed in Appendix A.

### 3.2 Study 1: Relational Structure of ConceptNet

A key contribution of our study is to classify and study the *relational structure* of ConceptNet by using graph embeddings. Our goal is to use such a study to understand the relational structure of commonsense knowledge itself, since ConceptNet primarily contains commonsense facts and relations.

---

<sup>[10]</sup>Since there is only one  $\vec{r}_c$  and relation vector  $r$  per relation, the two lists are *aligned* (by virtue of using the same set of translation vectors computed over the triples in  $G_r$ ).

<sup>[11]</sup>In contrast, if  $r$  had showed great divergence (or *no* correlation) compared to  $r_c$ , it would have raised questions about whether the vectors had truly been learned by PBG in a sufficiently non-random way that (at least approximately) resemble the translation operation.

<sup>[12]</sup>As expected, some of the correlations were indeed negative. Of the 49 relations, 24 relations have a Spearman’s rank correlation greater than 0.6; however, 25 other relations have negative correlations. In no case is the absolute value less than 0.4.

Relation	Spearman's correlation	Relation	Spearman's correlation
IsA	-0.773	NotDesires	0.954
dbpedia/knownFor	0.795	PartOf	-0.939
HasSubevent	0.882	dbpedia/genus	-0.962
Entails	-0.958	EtymologicallyRelatedTo	-0.385
DerivedFrom	-0.864	HasA	0.891
UsedFor	0.926	Desires	0.946
CapableOf	0.934	dbpedia/leader	0.705
AtLocation	0.600	CreatedBy	0.780
HasContext	-0.516	NotUsedFor	0.639
Antonym	-0.856	DefinedAs	0.812
HasLastSubevent	0.918	SymbolOf	0.861
CausesDesire	-0.946	LocatedNear	-0.951
EtymologicallyDerivedFrom	-0.865	HasPrerequisite	0.797
InstanceOf	-0.947	MadeOf	0.921
dbpedia/influencedBy	-0.475	ReceivesAction	0.979
MannerOf	-0.979	dbpedia/capital	0.946
dbpedia/language	-0.595	Causes	0.987
HasProperty	0.924	NotHasProperty	-0.736
dbpedia/product	-0.880	NotCapableOf	-0.598
HasFirstSubevent	0.818	dbpedia/field	-0.611
dbpedia/genre	-0.983	SimilarTo	-0.918
DistinctFrom	0.756	MotivatedByGoal	0.957
dbpedia/occupation	-0.591	ObstructedBy	0.849
FormOf	-0.708	RelatedTo	-0.937
Synonym	-0.738		

Table 3: The Spearman’s rank correlation score between  $SL_r$  and  $SL'_r$ . The methodology for constructing these two (aligned) lists is described in the text.

Given that ConceptNet is a large, crowdsourced commonsense knowledge base with semantically diffuse<sup>[13]</sup> relations, a specific question that arises is: how *similar* are two relations? Since there are multiple ways to quantify or even define ‘similarity’, we explore three broad empirical methodologies for answering this question. While one of the methodologies is based on the graph embeddings that we learned earlier, two others are more conservative and traditional. While there is some overlap across the findings yielded by applying all three methodologies, there are also clear differences. In fact, even when using the embedding-based methodology, we show that the choice between using embeddings directly output by PBG and the ‘centroid’ relation embeddings computed using Equation 1, can yield nuanced results. It is important to note that a methodology should not be thought of (in the context of defining and quantifying ‘similarity’) as ‘correct’ or ‘incorrect’; rather, our goal is to show the different aspects of relation similarity that the methodologies can collectively reveal. Next, we detail the three methodologies and the corresponding findings.

### 3.2.1 Using Explicit Relation Definitions

Perhaps the most obvious way of comparing relations to one another is to do a ‘textual’ comparison of their explicitly declared definitions. Taking relations HasContext and PartOf as examples, HasContext is defined as “A is a word used in the

<sup>[13]</sup>By semantically diffuse, we intuitively mean that *some* relations (e.g., FormOf) are very broad, and relations may also *overlap* with each other in terms of usage, intent or semantics.

context of B<sup>[14]</sup>” and PartOf is defined as “A is a part of B”. We use a traditional bag-of-words technique, the TF/IDF embedding with cosine similarity, to compare two definitions. With the ‘vocabulary’ consisting of all words that occur in all definitions of relations in ConceptNet, we compute the TF/IDF vector by treating each definition as a ‘document’, followed by the calculation of the cosine similarity between two vectors (corresponding to two definitions) to derive a conservative measure of the similarity between two relations. For the example above (HasContext and PartOf), the cosine similarity between the TF/IDF vectors of HasContext and PartOf is 0.178.

For each relation, we can compute the relation to which it has the strongest similarity using the methodology above. The results are tabulated for 33 *main*<sup>[15]</sup> relations in Table 4. We find that the closest relation of HasContext is UsedFor, even though the definition of UsedFor states that “A is used for B”, which is different semantically than saying that “A is a word used in the context of B” (though the two are not contradictory). This simple procedure illustrates why it is important to use the underlying data in the knowledge base to truly understand the empirical connections between relations; merely considering the surface form of definitions yields a very incomplete (if not misleading) picture. While word embeddings and other sophisticated methods could address some of the limitations of TF/IDF (including synonyms), the basic problem still remains unresolved i.e., explicit comparison of relational definitions tells us nothing about the way in which they have been asserted in triples, in practice.

### 3.2.2 Using Overlap of Head and Tail Entities

The previous method is restricted by the combination of words chosen to express the relation’s definition (which may not capture actual usage or ‘practical’ semantics of the relations). In order to capture usage-based semantics of relations (and their corresponding similarity to one another), the triples that assert that relation, rather than the surface form of the relation definition, can be expected to describe the relation more comprehensively. An alternative approach then is to evaluate the similarity between two relations by (intuitively) measuring the overlap between their participating entity sets. Specifically, given the graph  $G_E$  (represented as a set of triples, as noted earlier) and two relations  $r_1$  and  $r_2$  between which we wish to compute the similarity  $sim(r_1, r_2)$ , let  $H_{r_1}$  be defined as the set of all head entities such that the head entity occurs in some triple in  $G_E$  with relation  $r_1$ . Similarly,  $H_{r_2}$  can be defined.

Given the two sets  $H_{r_1}$  and  $H_{r_2}$  above, we compute  $sim(r_1, r_2)$  as the Jaccard similarity<sup>[16]</sup> between  $H_{r_1}$  and  $H_{r_2}$ . We tabulate the results in Table 5, wherein, for each relation, we note the relation to which it is most similar, along with the Jaccard similarity score as defined above. We conduct a symmetric exercise, but using the tail entities instead of the head entities (tabulated in Table 9 in the Appendix). Taken together, the two tables yield the following insights:

<sup>[14]</sup>ConceptNet relation definitions can be found in <https://github.com/commonsense/conceptnet5/wiki/Relations>. Additionally, we reproduce them in Appendix B.

<sup>[15]</sup>On the ConceptNet5 website in the previous footnote, these so-called ‘main’ relations are the ones with definitions.

<sup>[16]</sup>Defined as  $\frac{H_{r_1} \cap H_{r_2}}{H_{r_1} \cup H_{r_2}}$

Relation	Closest relation	Score
RelatedTo	ObstructedBy	0.226
FormOf	UsedFor	0.467
IsA	PartOf	0.390
PartOf	MadeOf	0.503
HasA	HasPrerequisite	0.194
UsedFor	FormOf	0.467
CapableOf	DistinctFrom	0.300
AtLocation	UsedFor	0.463
Causes	HasSubevent	0.380
HasSubevent	Causes	0.381
HasFirstSubevent	HasLastSubevent	0.752
HasLastSubevent	HasFirstSubevent	0.752
HasPrerequisite	SimilarTo	0.302
HasProperty	ReceivesAction	0.206
MotivatedByGoal	CausesDesire	0.215
ObstructedBy	FormOf	0.380
Desires	UsedFor	0.261
CreatedBy	IsA	0.247
Synonym	EtymologicallyRelatedTo	0.291
Antonym	HasSubevent	0.216
DistinctFrom	PartOf	0.330
DerivedFrom	RelatedTo	0.000
SymbolOf	HasSubevent	0.284
DefinedAs	HasProperty	0.206
ReceivesAction	HasProperty	0.206
MannerOf	SimilarTo	0.356
LocatedNear	HasSubevent	0.226
HasContext	UsedFor	0.277
SimilarTo	MannerOf	0.356
EtymologicallyRelatedTo	Synonym	0.291
EtymologicallyDerivedFrom	UsedFor	0.241
CausesDesire	Motivated ByGoal	0.215
MadeOf	PartOf	0.503

Table 4: The most similar relation for each relation, obtained using the TF/IDF methodology described in Section 3.2.1.

- 1 We find that a few relations have the same most similar relations regardless of whether we choose the closest relation according to their head-entities overlap, or using the TF/IDF methodology in the previous section. For example, `AtLocation` has `UsedFor` as its most similar relation in both Tables 5 and 4, and `ReceivesAction` is most similar to `HasProperty` Tables 5 and 4. Therefore, it is not the case that the two methodologies are necessarily in conflict with one another; sometimes, usage and surface semantics coincide. In most cases, however, they do not. Taking again the example of `HasContext`, we find that in Table 5 it is most similar to `RelatedTo`, as we would intuitively expect, while in Table 4 (as explained earlier) it is most similar to `UsedFor`, with which it has higher surface (but not necessarily semantic) overlap.
- 2 When we compare the differences between head-entities and tail-entities overlap methodologies, we find that, while there is some agreement on relations such as `FormOf` and `Synonym`, there are differences in other relations such as `SimilarTo` and `MadeOf`. In looking at the varying results between Tables 5 and 9, we find that the former is more accurate and makes the most sense. For example, according to the former, the closest relation to `MadeOf` is `HasA`, while the latter declares it to be `Desires`, which is not intuitively plausible. Also, the frequent occurrence of `RelatedTo` in Table 5 is a noteworthy example of a ‘jack of all trades’ relation that is the closest relation to several more specific

Relation	Closest relation	Score
RelatedTo	Synonym	0.057
FormOf	RelatedTo	0.008
IsA	Synonym	0.016
PartOf	UsedFor	0.038
HasA	MadeOf	0.076
UsedFor	AtLocation	0.112
CapableOf	NotDesires	0.095
AtLocation	UsedFor	0.112
Causes	HasSubevent	0.122
HasSubevent	HasPrerequisite	0.163
HasFirstSubevent	HasPrerequisite	0.148
HasLastSubevent	HasPrerequisite	0.215
HasPrerequisite	HasLastSubevent	0.215
HasProperty	HasA	0.058
MotivatedByGoal	HasFirstSubevent	0.105
ObstructedBy	DefinedAs	0.063
Desires	NotDesires	0.161
CreatedBy	NotHasProperty	0.018
Synonym	RelatedTo	0.057
Antonym	RelatedTo	0.057
DistinctFrom	IsA	0.013
DerivedFrom	NotDesires	0.034
SymbolOf	ObstructedBy	0.063
DefinedAs	HasProperty	0.03
ReceivesAction	HasProperty	0.03
MannerOf	Entails	0.008
LocatedNear	ReceivesAction	0.002
HasContext	RelatedTo	0.038
SimilarTo	HasContext	0.003
EtymologicallyRelatedTo	EtymologicallyDerivedFrom	0.049
EtymologicallyDerivedFrom	EtymologicallyRelatedTo	0.049
CausesDesire	Causes	0.065
MadeOf	HasA	0.076

Table 5: The most similar relation corresponding to each relation, obtained by choosing the one that has the highest Jaccard similarity when comparing the head entity sets of the two relations.

relations. One reason is that RelatedTo is used in very diverse contexts, and this diversity leads to a larger overlap between entity sets. Methodologically, it may be apt to treat these more general and diverse relations differently from more specific ones (such as LocatedNear)

### 3.2.3 Using Graph Embeddings

While the previous methodologies for measuring relation similarity had utility, their robustness was clearly limited. Graph embeddings are an efficient means to transform nodes (entities) and edges (relations) in the knowledge graph into vectors. Those vectors maximally preserve information and properties of entities and relations, especially the ‘structural properties’ of information–entities or relations close in the graph are mapped to vectors that are also close (in the vector space). We claim that graph embeddings provide us with an effective empirical construct for quantifying the similarity of two relations while addressing robustness issues.

Earlier, we presented our methodology for obtaining the embeddings from a sampled set of ConceptNet assertions using the PBG algorithm. We also showed that there are two ways to get a valid vector for every relation in  $R$  (the set of relations in ConceptNet). One option is to use the ‘direct’ relation vectors as output by the PBG algorithm, but we are also interested in interpreting the relation embeddings

in the context of the triples that the relation occurs in. To this end, we also employ  $\vec{r}_c$  (the centroid vector defined in Equation 1) in the analysis below.

One way to analyze the embeddings is to visualize them using dimensionality reduction techniques such as t-Distributed Stochastic Neighbor Embedding (t-SNE) algorithm [66], followed by visual analysis and inspection. While this has some benefits, including obtaining an ‘intuitive’ feel of the embeddings by seeing their dispersion in a 2D space, visualization methods such as t-SNE do not allow us to formally quantify the similarities between relations in a systematic way<sup>[17]</sup>. Additionally, dimensionality reduction can lose information due to projection in lower dimensions. Therefore, we chose to quantify inter-relation similarities by computing the cosine similarity between each pair of centroid embeddings and (separately), direct embeddings, and plotting them on a square (and symmetric) heatmap. Figures 2 and 3 respectively illustrate these results for the two different embedding methodologies. The heatmaps reveal some intriguing, though intuitively plausible, insights that we summarize below:

- 1 Some relations have high similarity with their negations. For example, Desires and NotDesires, UsedFor and NotUsedFor, and Synonym and Antonym. Their closeness can be explained by a number of reasons, including high overlap in their participating entity-sets. We will provide a detailed analysis about a relation example and its negation in Study 3.
- 2 A relation generally possesses a high similarity to its ‘inclusion’ relation. An inclusion relation  $r_2$  of relation  $r_1$  implies that the triples-set in  $r_2$  is expected (to a large degree) to be a subset of the triples-set of  $r_1$ , according to relation definitions. For example, HasFirstSubEvent and HasLastSubEvent are inclusion relations of HasSubEvent, and CausesDesire is an inclusion relation of Causes. We find that such relations show high similarities with their entailed relation in the heatmap, even though an auxiliary analysis using t-SNE visualizations suggest otherwise (Appendix C).

It is also instructive to understand these results in the context of the two previous methodologies described in Sections 3.2.1 and 3.2.2. In some respects, the results are not very different qualitatively. An example is that, as demonstrated in the heatmap, relations tend to be close to their inclusion relations due to the overlap between participating entity sets, regardless of whether we use overlap directly (as in the previous section) or a graph embedding methodology as in this section. In Table 9, for example, HasSubEvent was inferred as the closest relation to HasLastSubEvent.

### 3.3 Study 2: Substructure detection

Certain relations in ConceptNet are deliberately designed to be broad. A good example is the *HasContext* relation, which is defined on the ConceptNet website as: *A HasContext B* is declared in the knowledge base if ‘A is a word used in the context of B, which could be a topic area, technical field, or regional dialect’.

---

<sup>[17]</sup>Nevertheless, we do provide auxiliary analyses using t-SNE visualizations in Appendix C. Therein, we also show that, while t-SNE does reveal some interesting aspects of the relations, it is unable to avoid the issue of information loss compared to cosine-similarity heatmaps.

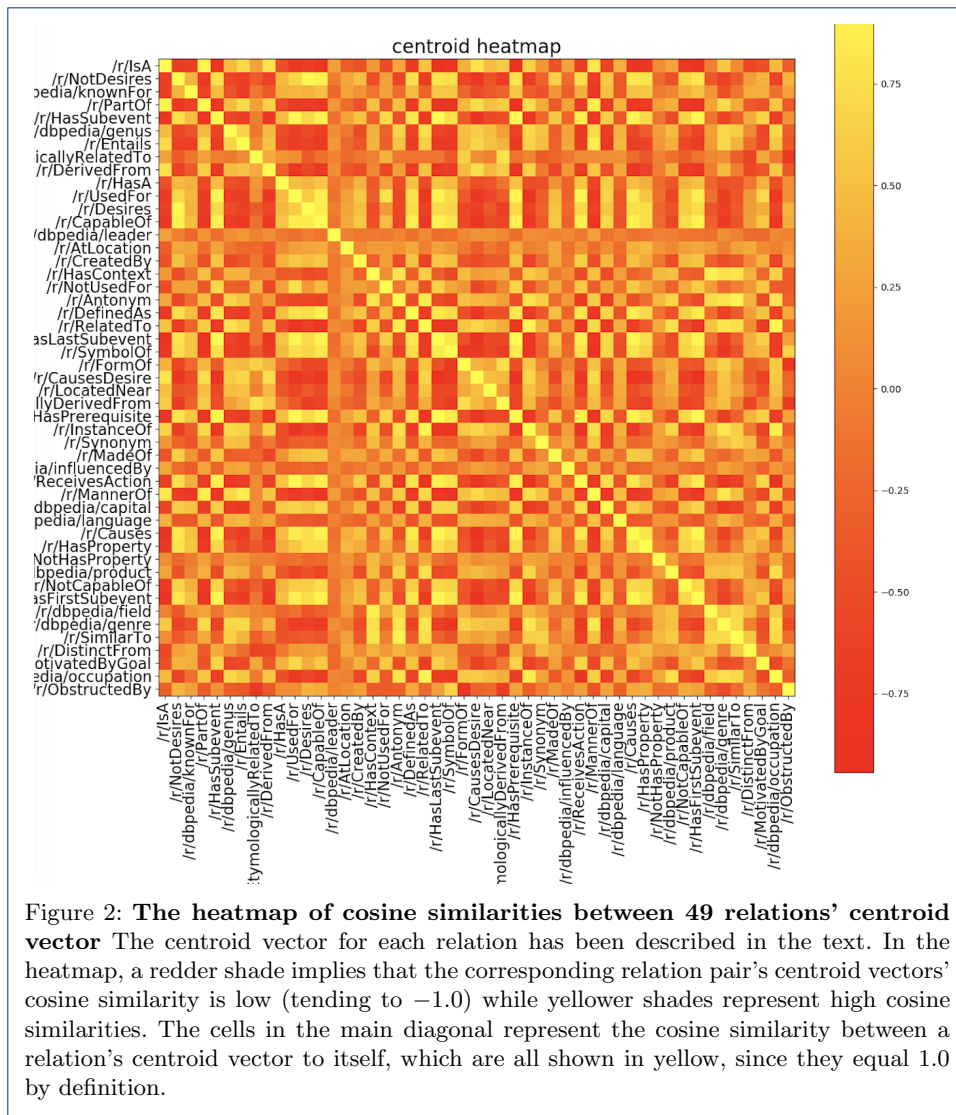


Figure 2: The heatmap of cosine similarities between 49 relations’ centroid vector. The centroid vector for each relation has been described in the text. In the heatmap, a redder shade implies that the corresponding relation pair’s centroid vectors’ cosine similarity is low (tending to  $-1.0$ ) while yellower shades represent high cosine similarities. The cells in the main diagonal represent the cosine similarity between a relation’s centroid vector to itself, which are all shown in yellow, since they equal 1.0 by definition.

We hypothesize that, despite being originally defined so broadly, there is considerable *substructure* in these relations. In considering the definition of *HasContext* above, multiple contexts are suggested (e.g., *technical field*, *regional dialect*, and presumably, other contexts that may be similar to these explicit cases). Another example is a relation such as *FormOf*, where a triple  $A \text{ FormOf } B$  may be declared if ‘A is an inflected form of B; B is the root word of A’. Even the basic official definition *suggests* breadth, since A could either be an ‘inflected’ form of B, or the ‘root word’ of B. Furthermore, there is nothing in the definition that places a strict constraint on such triples, either in theory or in practice. Since *ConceptNet* is crowdsourced (at least to a great extent), it is quite likely that many people have interpreted these relations at ‘face value’ i.e. in accordance with what one would understand their ‘everyday’ meaning to be. Therefore, the set of experiments described in this section is to measure and describe the *empirical substructure*, if any, of three specific relations (*HasContext*, *FormOf* and *SymbolOf*) using a systematic methodology. The *SymbolOf* relation is succinctly defined as: the triple A

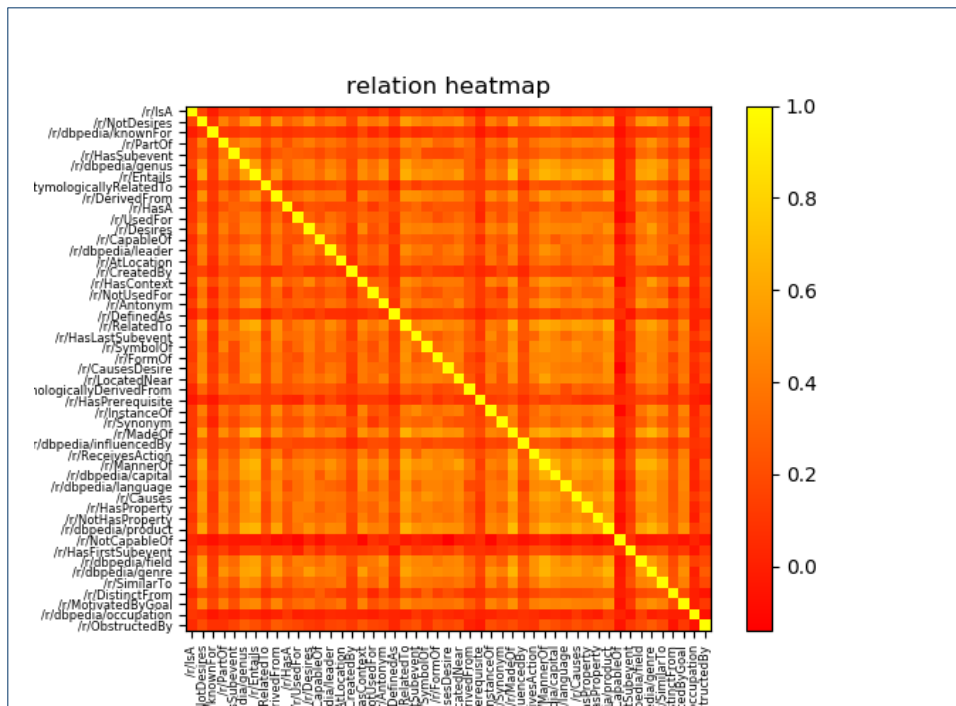


Figure 3: The heatmap of cosine similarities between 49 relations’ relation embedding. The relation embeddings are directly yielded by PBG. The methodology is consistent with that of Figure 2.

*SymbolOf B* is asserted in the knowledge base if ‘A symbolically represents B’. An important aspect of these three relations is not just that they are defined broadly (i.e. are *coarse-grained*) but are also (relatively) *high-volume*. Within our sample of 4 million triples, *HasContext*, *FormOf* and *SymbolOf* are asserted in 133,038, 630,914 and 63,785 triples respectively. This provides an added incentive to study these relations further, since they are clearly central to the knowledge base and its purpose of capturing commonsense knowledge as sets of assertions.

An established *unsupervised* methodology for discovering structure in large collections of data points is *clustering* [67]. The relations in ConceptNet were meant to capture common, informative patterns from various data sources that fed into ConceptNet, as well as crowdsourcing. If well-defined clusters exist, it proves that these coarse-grained relations are not as coarse-grained as the volume of triples suggests. By studying the clusters (including the consistency and subjective nature of data within each cluster, as well as the approximate number of ‘optimal’ clusters revealed through application of an algorithm such as k-Means), we can start gaining insight into each relation. These insights allow us to gain an empirical understanding of words such as ‘context’ and ‘form’ that are important in commonsense reasoning and communication, beyond their formally stated (and rather broad) definitions.

Before diving into the results for each of these relations, the question of methodology still remains. Most established clustering algorithms require the collection and representation of data points to be described in advance. In this case, since we are interested in studying *each* independent assertion (and thereby, use) of (each of) the three relations, we would ideally like to have a data point for each triple



where the relation of interest occurs. Our treatment in earlier sections already provided a mechanism for doing so i.e. obtaining a data point for each relation  $r$  per triple  $(h, r, t)$  where that relation is asserted by using the translation vector  $\vec{t} - \vec{h}$ , and where the entity embeddings  $\vec{t}$  and  $\vec{h}$  are obtained using the PBG package, just as in Study 1. Since HasContext, FormOf and SymbolOf are respectively asserted in 133,038, 630,914 and 63,785 triples within our sample, we obtain the same (respective) numbers of data points (as translation vectors) for each of the three relations. Furthermore, because of the large numbers of data points and the lack of a task-specific objective function (or alternatively, training labels), as well as the preference for using an established and reasonably robust clustering algorithm, we chose to use the classic k-Means algorithm [68]. Briefly, k-Means works iteratively to *partition* the dataset into  $k$  clusters, each of which is disjoint (since the clusters constitute a partition).

Note that  $k$  is a hyperparameter that must be predefined prior to executing the algorithm. There are several ways to obtain the ‘best’ value of  $k$  given a collection of points. The underlying commonality between these methods is to compute a ‘score’ (typically an error score, implying that lower is better) for each value of  $k$  (over some predetermined range and increment over the range) after executing k-means for that  $k$ . Next, we plot the score vs.  $k$  and look for sudden shifts in the *second derivative* of the curve<sup>[18]</sup>. Intuitively, this looks like a clear ‘bend’ in the curve.

One such candidate method is the *elbow method*, which computes an error-based score based on the ‘dispersion’ of points within each cluster. However, as the first subplot in Figure 4 shows<sup>[19]</sup>, there is no visible decline in the second derivative with  $k$  (i.e. the bend, if it exists, is far too subtle to be useful). In considering three alternative established methods—namely, the Silhouette Coefficient method, the Davies-Bouldin Index, and the Calinski-Harabasz Index<sup>[20]</sup> [69], [70], we find that  $k = 20$  is a robust choice for all the three relations.

With this value of  $k$  ( $= 20$ ) in place, we conduct k-Means clustering for each of the three relations, and perform dimensionality reduction using t-SNE to obtain a visualization of all the clusters and triples<sup>[21]</sup>. In describing the discovered substructures (‘clusters’) for each relation below, we define and quantitatively analyze the *cohesion* and *separation* of these sub-clusters in Table 6 and 7; we also sample some triples and study them qualitatively in Appendix D to comment on the nature of triples within the substructures and provide some subjective validation of the k-Means output.

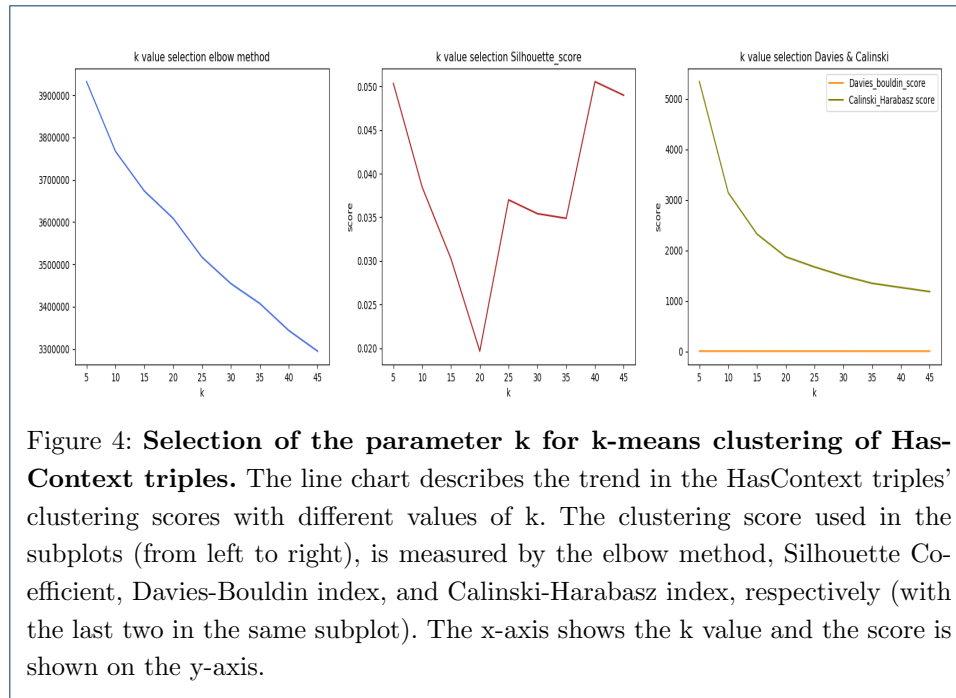
---

<sup>[18]</sup>Although the curve can be monotonic for some methods, it is not always guaranteed. Hence, it is incorrect to look for a ‘minimum’.

<sup>[19]</sup>In Appendix D, we reproduce analogous subplots (Figures 13 and 14) for the SymbolOf and FormOf relations.

<sup>[20]</sup>The Silhouette Coefficient value measures how similar a point is to its own cluster’s centroid (cohesion) compared to other clusters’ centroids (separation). The Index measures compute their scores in slightly different ways, but with the same underlying philosophy that clusters should be cohesive and well-separated. Specific details and formulae may be found in the cited works.

<sup>[21]</sup>Unlike the previous study, a heatmap-style study is not possible here, due to the large numbers of triples and data points involved. Nevertheless, we do quantify the clusters using separation and cohesion measures in Tables 7 and 6.



Cluster id	FormOf	HasContext	SymbolOf
0	4.517	5.953	5.358
1	4.576	5.386	4.815
2	4.085	4.661	5.436
3	4.254	4.640	5.578
4	4.785	5.738	4.703
5	4.503	5.555	4.735
6	4.660	3.284	3.677
7	3.601	5.072	4.854
8	3.966	4.051	4.623
9	4.547	3.731	4.730
10	4.065	4.297	6.319
11	4.741	3.371	4.553
12	4.214	4.215	4.647
13	3.918	5.398	4.031
14	5.300	4.331	4.715
15	4.451	3.739	4.585
16	4.648	5.515	4.443
17	4.684	4.987	5.132
18	5.151	3.677	4.533
19	4.119	3.649	5.149
<b>Mean</b>	4.439	4.562	4.831
<b>Std. Dev.</b>	3.302	13.588	6.084

Table 6: The average cohesion of FormOf, HasContext and SymbolOf clusters, along with their mean and standard deviation. Cohesion is defined in the text (Study 2). Note that cluster IDs are assigned arbitrarily and independently across relations, and not 'aligned' in any way. The IDs are re-used again in Figures 5, 6, 7, and 15, as well as in Tables 11 and 10 to report on further results.

As the name suggests, cohesion measures the extent to which the points in each cluster are tightly grouped together. A cluster with high dispersion would have low cohesion. While this intuitive measure could be quantitatively measured in several conceivable ways, we use a relatively simple formula. First, for each cluster, we

Cluster id	FormOf	HasContext	SymbolOf
0	2.563	4.644	2.421
1	2.911	3.624	2.597
2	2.969	3.943	5.611
3	2.866	5.811	2.661
4	2.681	4.044	2.750
5	2.686	3.943	2.607
6	3.376	6.016	4.862
7	3.105	3.564	2.454
8	2.952	4.345	2.245
9	2.658	5.738	2.348
10	4.092	4.323	4.151
11	2.536	6.412	2.585
12	2.831	4.620	2.381
13	3.235	3.727	4.697
14	4.055	4.889	2.269
15	2.568	4.935	2.339
16	2.719	3.827	2.940
17	3.169	3.958	2.613
18	3.307	5.083	2.392
19	2.422	4.985	2.480
<b>Mean</b>	2.985	4.622	2.970
<b>Std. Dev.</b>	4.014	13.738	18.914

Table 7: The average separation between clusters in FormOf, HasContext and SymbolOf, along with their mean and standard deviation. Separation is measured by the distances from the center of a cluster to all other clusters’ centers. The cluster IDs in this Table 6 are aligned with those in the previous table, for any given relation (e.g., FormOf Cluster 1 in this table is the same as FormOf Cluster 1 in Table 6).

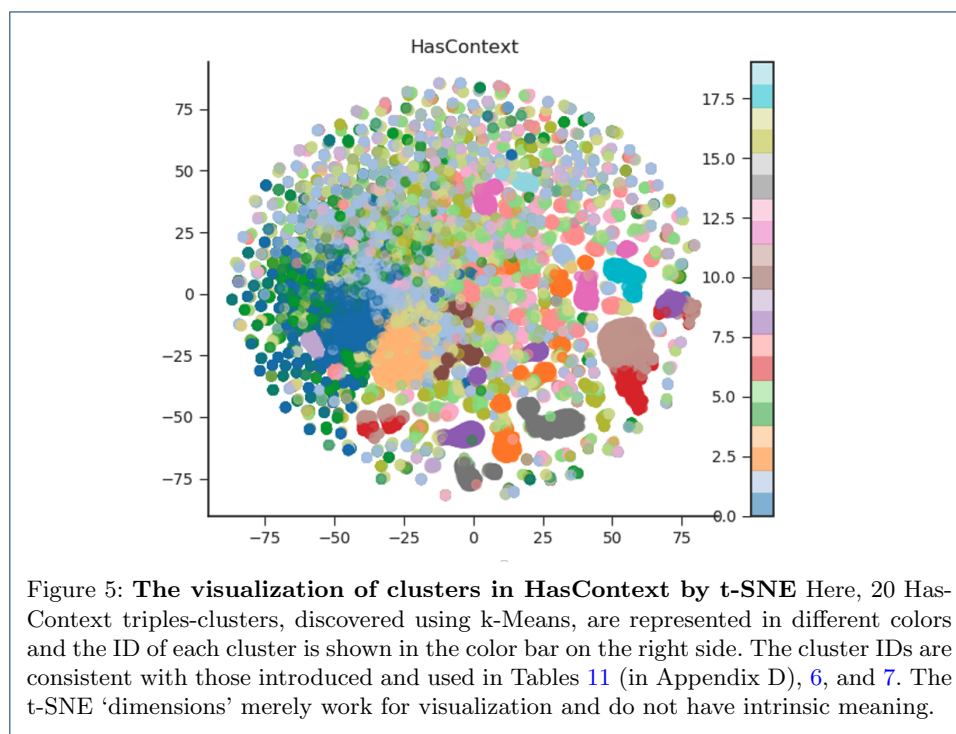
calculate the average Euclidean distance between the normalized points in the cluster and the cluster’s centroid (also normalized<sup>[22]</sup>). Since smaller distances indicate greater cohesion, we subtract the average from 1 to obtain a cohesion on a scale of 0.0 to 1.0, with 1.0 indicating perfect cohesion (i.e., all points inside the cluster coincide after normalization). In Table 6, we report the cohesion per cluster for each of the relations. Based on the table, we find that the average cohesion for FormOf, HasContext and SymbolOf is 4.439, 4.562 and 4.831 respectively. Note that the absolute values here are not meaningful, and must be interpreted relative to each other. We find that, while the average cohesion scores of clusters in these three relations are close in value, the standard deviations show significant differences. The standard deviations of HasContext cluster cohesion scores are generally higher than the standard deviations of the other two relations’ cohesion scores. This simple result suggests the hypothesis that HasContext is more diverse (and hence, more dispersed in embedding space) than the other two relations. It is interesting that the deviation is inversely related to the number of triples corresponding to each relation (but not linearly).

While cohesion is a good measure for computing the quality of clustering, it is not adequate by itself. An optimal cohesion can be obtained by assigning each point to its own cluster (in which case, the point becomes the centroid of the cluster). An additional metric, even after controlling for  $k$ , is the separation of

<sup>[22]</sup>Since the graph embeddings are not normalized to lie on a unit-radius hypersphere, we normalize the vectors before computing the distance to enable cross-cluster comparisons, and also comparisons with the (subsequently described) separation measures.

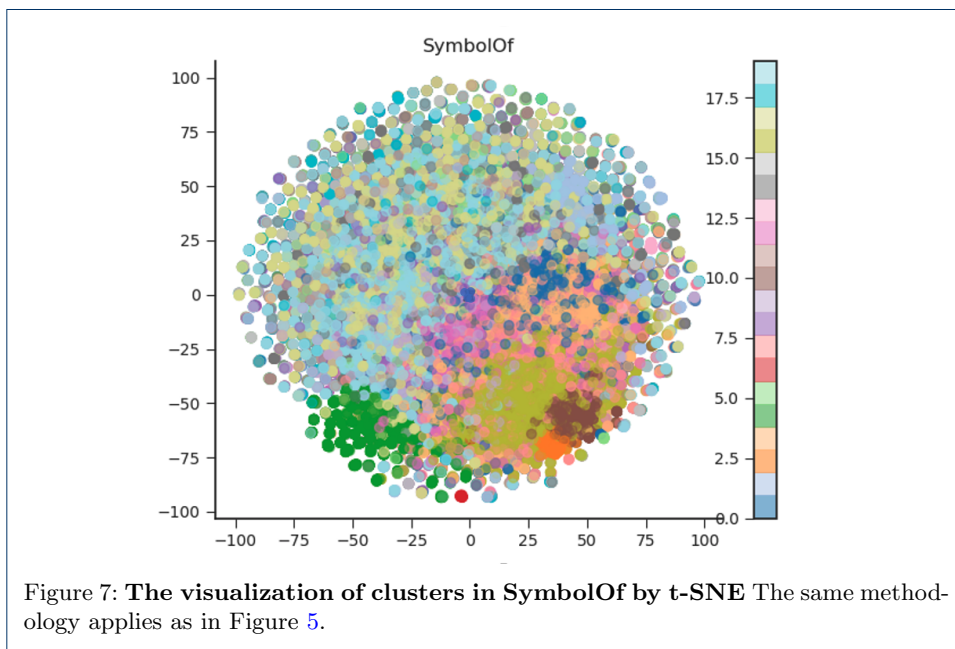
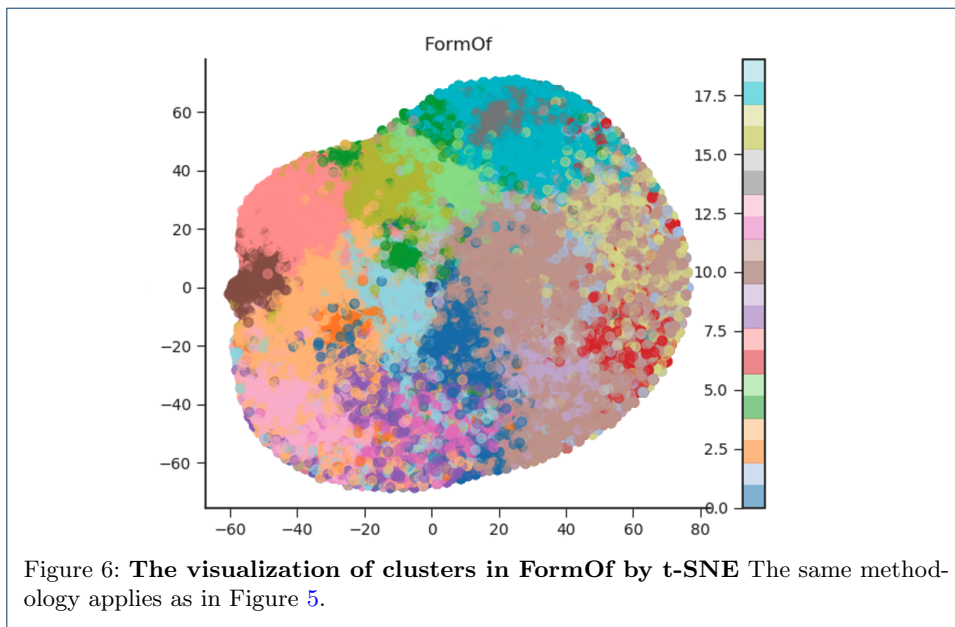
the clusters i.e., how ‘far apart’ the different clusters are in the embedding space. Similar to cohesion, there are multiple mathematical ways to capture this qualitative notion. We employ a simple method that is analogous to the cohesion measure—namely, for a given cluster, we compute its separation by computing the average (normed Euclidean) distance from its centroid to each of the other 19 centroids. Table 7 reports the results, along with the mean and standard deviation. We find that, once again, HasContext has highest average separation which is 4.622. This suggests that the ‘contexts’ represented by these clusters are well-separated. FormOf and SymbolOf obtain similar average separation (2.985 and 2.970, respectively). In contrast to cohesion, the standard deviation of cluster separation scores is highest for the SymbolOf relation.

In comparing the cohesion and the separation of clusters for all three relations in Tables 6 and 7, we find that the HasContext average separation is close to the average cohesion. In other words, the average distance from one cluster center to a within-cluster node is close to the average distance from that cluster center to other cluster centers. FormOf and SymbolOf’s average separation is lower than average cohesion. It suggests that (some) nodes in these two relations’ clusters might be closer to other cluster centers than their own centers. Substructures in these two relations are less independent than in HasContext.



While these results demonstrate evidence of some substructure for all three relations, it is also instructive to study the substructure by further analyzing triples within these clusters. While a full qualitative study of this nature for all three relations is beyond the scope of this article, we perform a limited study for the HasContext relation, which has particularly ‘pure’ clusters (Figure 5), by randomly sampling five triples per cluster and determining if we can deduce the ‘theme’ of the

cluster from these five triples. We also create the visualization for the substructures of FormOf and SymbolOf in Figures 6 and 7, and sample 5 example triples for each cluster in Tables 10 and Figure 15 in Appendix D, but we do not do an analysis for the sampled triples (for each cluster) of these two relations here.



As illustrated in Table 11 in Appendix D (which lists our sampled triples per cluster), the triples show that some of the clusters clearly embody scientific ‘domains’ of study such as geography (Cluster 14), chemistry (Cluster 6), medicine (Cluster 17), mathematics (Cluster 18), and physics (Cluster 19). However, there are also ‘mixed’ clusters that seem to be related to more than one theme (at least on the surface).

For example, Cluster 3 contains some ‘locality’ triples, even though Cluster 15 is predominantly concerned with localities, and Cluster 3 is mainly concerned with zoology. We believe that there could be two causes for such ‘confusion’. The first is due to the automatic and unsupervised nature of the embedding and the second is due to ConceptNet itself, both in terms of the noise within ConceptNet and also because some tail entities (such as */c/fr/localites*) may be imbalanced in terms of the head entities associated with them. Some other clusters also include some interesting combinations, such as Cluster 12 which contains triples corresponding to both ‘computing’ and ‘slang’. In the embedding and clustering process, ‘computing’ and ‘slang’-related triples are thought to be close to each other in embedding space, even though the semantic similarity may not be evident. Yet other clusters (such as Cluster 0) seem to encapsulate the broad notion of HasContext and do not have an evident thematic classification that we can determine.

In using visualization to investigate the inter-relationships between these clusters in Figure 5, we uncover other interesting findings. For example, the cluster focused on chemistry-related triples seems to overlap with the cluster containing biology (and also astronomy-related triples). While some of the overlap in the figure is exaggerated due to dimensionality reduction, it is nonetheless indicative of the low separation between these two clusters in high-dimensional space and an indirect acknowledgement of the shared lineage of some of these scientific disciplines. An interesting avenue for future exploration could be to quantify and explain such topical overlap between certain clusters by using techniques such as hierarchical clustering.

### 3.4 Study 3: Correlation between a specific relation and its negation

While Study 1 focused on the ‘macroscopic’ structure of ConceptNet through a study of relational structure, and Study 2 attempted to map specific substructures in three coarse-grained relations, they provided less insight on the relations *between* relations. One such relation is *negation*. Negation is an important everyday relation that also has a distinctive role in formal and logical paradigms (including both propositional and first-order logic). In a mathematical framework, a set  $S$  and its negation  $\neg S$  are considered to be as different as two sets could get, since they are guaranteed to be disjoint. Another way to think about negation is as a *meta-relation*. While there is a wide body of work on such meta-relations in formal paradigms such as logic [x], not much is known about them with respect to commonsense reasoning.

In this section, we attempt to derive more structural insights on the nature of the negation relation by studying two specific relations in ConceptNet: *Desires* and *NotDesires*. Since both relations can be explicitly asserted in facts in ConceptNet, we can use these collections of assertions to detect high-level patterns in usage. One question that arises, for example, is: in embedding space, do the *Desires* and *NotDesires* translation embeddings<sup>[23]</sup> neatly separate into clusters? Also, when it is ‘unknown’ whether there is a *Desires* or *NotDesires* relation between two entities  $A$  and  $B$ , how does a hypothetical ‘Unknown’ relation compare to *Desires* or *NotDesires*?

---

<sup>[23]</sup>Recall, from previous sections, that a translation embedding can be generated per fact or assertion.

To answer these questions, we set up the experiment as follows. Let us define  $\mathcal{T}$  as the set of triples containing either the Desires or NotDesires relation. Let  $H$  and  $T$  be the sets of head and tail entities in  $\mathcal{T}$ . Furthermore, let us define the set  $U$  as the subset of  $H \times T$  such that neither  $(h, \text{Desires}, t)$  nor  $(h, \text{NotDesires}, t)$  is in  $\mathcal{T}$ .  $U$  is precisely the set of ‘unknown’ head-tail entity pairs we intuited about earlier i.e. the combinations of head and tail entities that *individually* participate in at least one Desires/NotDesires relation as a head or tail entity, but that have never been asserted together in a single triple (either with the Desires or the NotDesires relation).

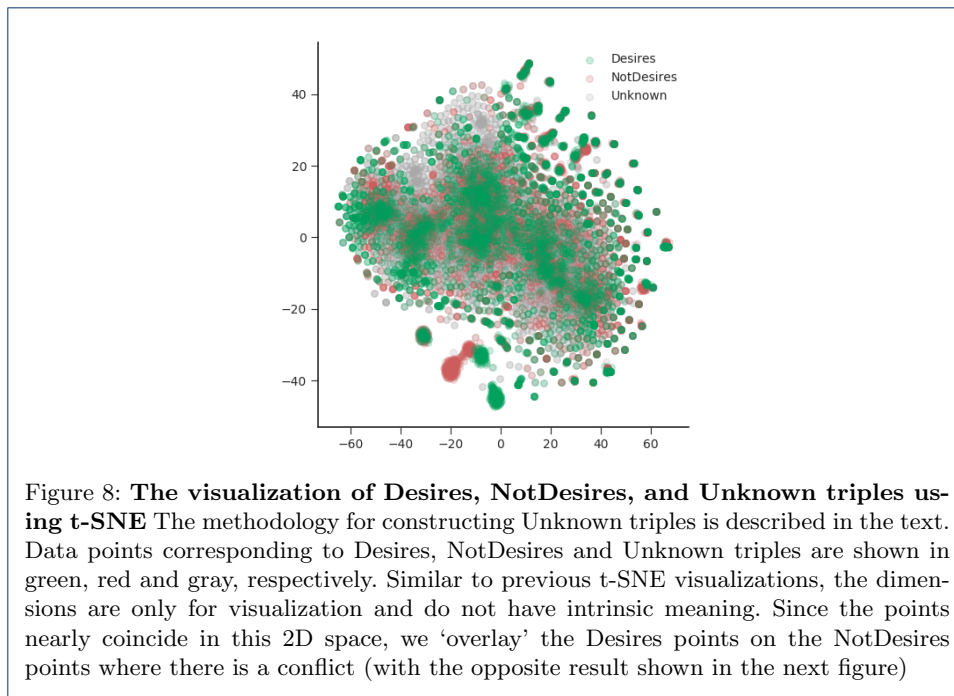
Given these notions, let us define  $H_U$  and  $T_U$  as the respective sets of all head and tail entities in  $U$ . Note that, empirically, we found that  $H_U$  is actually equal to  $H$  and  $T_U$  is equal to  $T$  in ConceptNet for the reason that for any given head entity in  $\mathcal{T}$ , there is at least one tail entity in  $\mathcal{T}$  such that we do not know the relationship between  $H$  and  $T$  (and analogously for the tail entities  $T$ ).

With these notations and definitions in place, we investigate the differences between pairs of entities that are related through Unknown, Desires and NotDesires relations. Each of these three relations yields a set of mutually disjoint<sup>[24]</sup> entity pairs. One issue that arises due to the Unknown class is the number of  $(h, t)$  pairs in  $U$ . Since  $U = |H \times T| - |\mathcal{T}|$ , and since  $|H| = 2,683$ ,  $|T| = 5,549$ ,  $|\mathcal{T}| = 8,352$ ,  $|U| = 14,879,615$ . Clearly, visualizing all triples in  $U$  is not feasible, nor desired, since  $U$  dwarfs  $\mathcal{T}$  in size (intuitively, much more is unknown about what the entities desire or not desire, than is known). To compare all three relations on a relatively balanced footing, we sample relation triples from  $U$  as follows. To obtain roughly the same number of samples as in  $\mathcal{T}$ , we set a *tail sampling ratio*,  $r = \lceil |\mathcal{T}|/2 * |H_U| \rceil$  rounded down to  $r' = 2$  i.e. for each head entity  $h$  in  $H_U$ , we randomly sample  $r'$  tail entities from the set  $\{t | (h, t) \in U\}$ , if  $r'$  is less than the cardinality of this set (otherwise, we sample the whole set). After sampling, we get a sampled set  $U' \subset U$ , with  $|U'| = 5,366$ .

Next, we embed  $\mathcal{T} \cup U'$  following the translational methodology that we described earlier for the previous research questions, and assign one of three colors to each embedding, based on whether the embedding represents a pair in  $U'$ , or (if the pair is in  $\mathcal{T}$ ), whether it represents a Desires/NotDesires triple.

Contrary to expectation, the triples in Desires and NotDesires do not separate in the t-SNE visualization. To better observe the relationship, we render the same visualization in two different ways (Figures 8 and 9). In one of these figures, the Desires translational embeddings are ‘overlaid’, while in the other, the NotDesires embeddings are overlaid. Regardless of how we visualize the triples, we find that there is high overlap between them. The primary reason clearly is that the same *semantic categories* of head and tail entities tend to participate in both Desires and NotDesires relations. For example, a person may Desire a movie, but may NotDesire another movie, which would lead to the kind of conflation that we observe in Figures 8 and 9. Hence, the nuances between these two relations are lost in such a plot.

<sup>[24]</sup>We found that there were 16 triples where a head-tail entity pair simultaneously participated in both a Desires or NotDesires relation. We remove these contradictory triples, which are small in number to the total number of Desires and NotDesires triples. We also remove duplicate triples, where applicable.



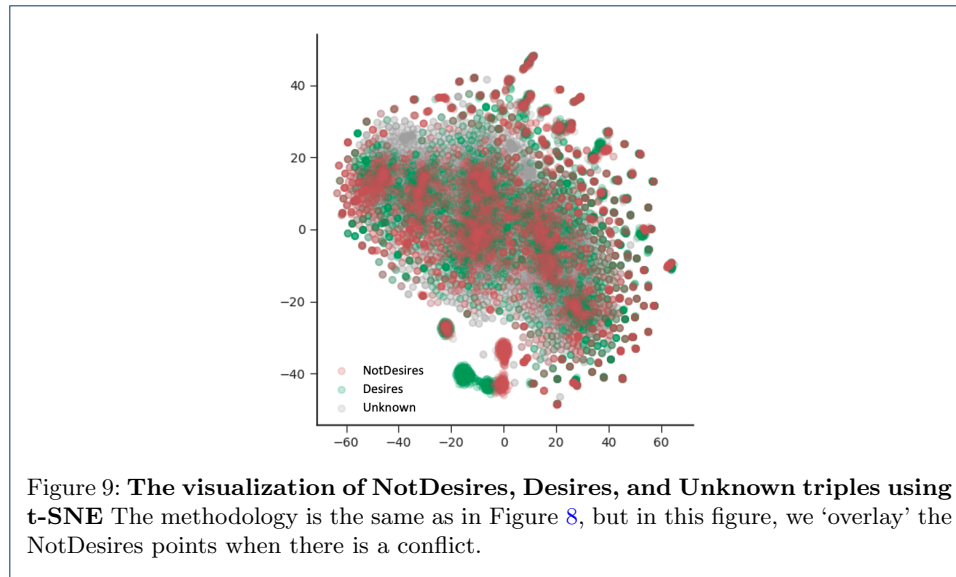
The Unknown embeddings also yield interesting conclusions. While these embeddings also have high overlap with the other embeddings (the ‘middle’ portion of Figures 8 and 9), they also occupy portions of the embedding space not occupied by either *Desires* or *NotDesires*. For example, there is a long grey lobe both at the top and the bottom of Figures 8 and 9. These are precisely the types of spaces that *link prediction* (and other recommendation-style) algorithms attempt to map using a set of semantic and structural features [71], [72].

Nevertheless, there are alternative ways to detect such nuances, if they exist. As proof-of-concept, we trained ordinary machine learning classifiers (both random forest and logistic regression) to determine whether the embeddings still contain latent information (that may not easily be visualized) about the *Desires* and *NotDesires* relations. Specifically, we used 10-fold cross-validation to train and evaluate a classifier on predicting whether a translational embedding could be correctly labeled as *Desires* or *NotDesires*. The best performance was achieved with a tuned random forest model that obtained an accuracy of 76% on this task. Hence, the negation meta-relation does leave behind a semantic trace that a machine learning model, appropriately trained, is able to learn, but that is not discernible in an unsupervised framework such as clustering or visualization<sup>[25]</sup>. Hence, there are semantic differences between the two relations, but it is an open question whether there is a *structural* difference, structure being defined similarly as in Study 2.

To conclude, this study clearly refutes the hypothesis that a relation like *Desires* should have a ‘clear’ separation from its negated version. Note the difference from Study 2, where we found clear separations and substructures upon analyzing triples that belonged to a *single* relation that had one definition (at least in principle).

<sup>[25]</sup>The t-SNE visualization algorithm may itself be thought of as a kind of clustering based on optimizing relative distances in a ‘visual’ i.e. 2-D space.





The qualitative and structural differences between Unknown and the other two relations provides evidence of the somewhat intuitive notion that unknown relations constitute their own relation class in such commonsense knowledge bases. This is an important aspect of ConceptNet that commonsense reasoners need to account for when using it as a distant supervision resource for question answering tasks. In fact, a key problem that commonsense reasoners need to successfully address is accurate inference over ‘unknown’-relation spaces (not only for Desires, but other relations of a similar nature) when presented with questions or scenarios that require such inference.

#### 4 Discussion

The results in Sections 3.2.3, 3.3, and 3.4 reveal some insights into commonsense knowledge through an empirical and systematic study of ConceptNet’s relational structure (and substructures of certain relations), as well as the characteristics of the ubiquitous *negation* relation. Except the experiment results which have been detailed presented above, there are still some findings needed to be mentioned. We summarize these findings below:

- 1 By using a methodology based on centroid relation vectors (Section 3.2.3), we were able to magnify the (sometimes, subtle) differences between relations using a symmetric heatmap. In contrast, using ‘direct’ relation vectors was found to lead to more uniformity. Similarly, in considering other methodologies for detecting relational similarity, we found that comparing explicit textual definitions had limited use, and when considering overlap between entities (rather than graph embeddings), overlap between head entities-sets of two relations had more utility and intuitive plausibility than overlap between the relations’ tail entities-sets.
- 2 We also proposed and used a methodology for studying a relation (Desires) in the context of its negation (NotDesires), and a novel ‘Unknown’ relation that expressed (given a head entity and a tail entity) that we did not know whether

the relation or its negation applied to the two entities. We found that, while the Unknown relation seems to occupy a distinct portion of the embedding space, the Desires and NotDesires embeddings overlap significantly. In terms of usage in assertions (in the ConceptNet KG), the Desires and NotDesires relations are not very different. Yet, the two are also not indistinguishable, since machine learning methods like random forest are able to distinguish between them (when trained on some labeled assertions). We believe that a similar finding could apply to other such relation ‘pairs’, such as causal relations and sub-relations (e.g., HasSubevent and HasLastSubevent).

We have also empirically observed that, while ‘super-class’ semantics tend to be associated with the definition of HasContext (i.e., when head entity A is a word that is used in the context of tail entity B, B tends to be a more general, abstract ‘super-class’ of A, such as a topic area, technical field, or regional dialect, as is also mentioned in the official definition of HasContext), there are significant substructures that can’t be uniformly explained by an umbrella term like HasContext. These substructures may help us better understand what the different contexts are in which people interpret pairs of words or entities. Understanding context is critical for building systems that have commonsense, such as chatbots and conversational agents that are able to understand sentences in the specific context in which the sentences are uttered.

A particularly interesting relation is SymbolOf. The ratio of the size of the head entity set of SymbolOf to the size of tail entity set is 0.011, almost 1/200 of the average value observed for all relations. This indicates that the number of words or phrases which could be used to ‘explain’ the symbols is far greater than the number of symbols themselves. Symbols (and arguably, by extension, the emojis used on social media) are necessarily under-determined, and the semantics assigned to symbols vary in different contexts. While not qualitatively unsurprising, our results suggest that the ‘diffusion’ of symbol-semantics is far greater than one might have thought.

There are other interesting findings about the ratio of the number of unique head entities (participating in a relation) to the number of tail entities, although these might be more specific to ConceptNet than to commonsense knowledge per se. For example, the ratio for both HasFirstSubevent and HasLastSubevent relations is around 0.3, which indicates that, on average (in ConceptNet), a ‘subevent’ has the potential to be the first in three ( $\approx 1/0.3$ ) sequences of subevents (that each constitute an ‘event’). A similar conclusion applies for the terminal subevent in the sequence. Whether this is a general statistical truth or not is left for future work to explore.

## 5 Conclusion

In this article, we explored a set of data-driven methodologies, using the ConceptNet knowledge graph, to derive insights at scale on the nature of commonsense knowledge. To this end, we conducted a set of three carefully designed studies, and a range of experiments. Our results show that there is significant structure (and substructure) in ConceptNet (Study 1), especially with respect to relations such as FormOf, SymbolOf and HasContext. Study 2, in particular, shows that there

are at least (and possibly more than) 20 different kinds of context that can be discovered within ConceptNet, some of them very well-defined (such as a scientific field of study, or even slang), with others being more diffuse. In some cases, there are unusual but non-random degrees of overlap and association (e.g., computer science and slang). In Study 3, we apply a different, but related, methodology, to study negation, and find that ‘unknown’-type relations occupy unique regions of the embedding space, whereas the two relations (Desires and NotDesires) significantly overlap in the embedding space, even though a trained machine learning model can distinguish between them on the basis of their features.

Several avenues of future research remain. For example, it may be worthwhile going even deeper into a relation like HasContext to discover if there are *hierarchical* substructures, rather than a single layer of substructures. Hierarchical clustering algorithms in the graph embedding space could be used to achieve this goal methodologically. Similar to Study 3, a relation and its causal equivalent, could be studied together to understand their connection in an embedding space. A more ambitious line of study would be to try and connect these empirical results to the more theoretical results on commonsense reasoning (e.g., by [20]).

#### Competing interests

The authors declare that they have no competing interests.

#### Author's contributions

Shen performed the experimental study and contributed significantly to writing and study design. Kejriwal primarily contributed to the writing and project ideation, as well as formulation of the specific research questions.

#### Acknowledgements

This project was funded under MOWGLI, a project in the Defense Advanced Research Projects Agency (DARPA) Machine Common Sense program, supported by United States Office Of Naval Research under Contract No. N660011924033. The views expressed in this paper are those of the authors. . . .

#### Appendix A: Validating PBG Embeddings Using KL-Divergence

Given two probability distributions  $p$  and  $q$  with the same support (intuitively, the same event space or ‘x-axis’ over which the probability density/mass function is computed), the KL-Divergence  $D_{KL}(p||q)$  of  $p$  with respect to  $q$  is given by:

$$D_{KL}(p||q) = \sum_{i=1}^N p(x_i) \cdot (\log p(x_i) - \log q(x_i)) \quad (2)$$

The higher the KL-Divergence, the more different the two distributions are. Note also that the measure is asymmetric in the general case i.e.  $D_{KL}(p||q) \neq D_{KL}(q||p)$ .

In our particular setting, we want to use KL-Divergence to measure how much information is ‘lost’ when we use  $\vec{r}_c$  as a replacement for  $\vec{r}$ . If not much information is lost (i.e. the KL-Divergence is low), then  $\vec{r}_c$  may be said to be a *robust* replacement for  $\vec{r}$ . Specifically, given the lists  $SL_r$  and  $SL'_r$  for relation  $r$ , we first compute an empirical probability distribution for each list by using frequencies of scores in the lists. Next, we compute the KL-Divergence by using the probability distribution of  $SL_r$  as the reference distribution  $q$ . For each relation, the KL-Divergence is tabulated in Table 8 and we show two examples in Figure 10. Both the table and figure show that divergence (between using the centroid and the ‘directly output’ vector) is generally low, attesting to the previous result the PBG embeddings over the 4 million triples-sample, and our methodology for constructing the centroid embedding per relation, are consistent and robust.

#### Appendix B: Definitions of the Main Relations in ConceptNet5

We reproduce the definitions of the 33 ‘main’ relations (except ExternalURL) in ConceptNet5 from the original project page<sup>[26]</sup>, for the sake of completeness:

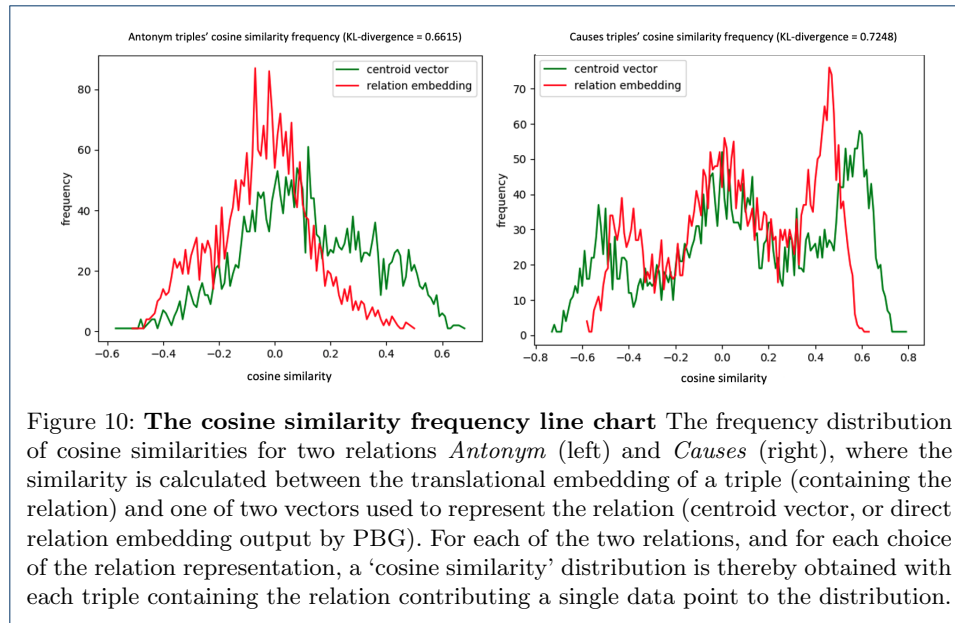
- 1 **RelatedTo**: The most general relation. There is some positive relationship between A and B, but ConceptNet can't determine what that relationship is based on the data. This was called "ConceptuallyRelatedTo" in ConceptNet 2 through 4. Symmetric.
- 2 **FormOf**: A is an inflected form of B; B is the root word of A.

<sup>[26]</sup><https://github.com/commonsense/conceptnet5/wiki/Relations>

Relation	KL-divergence	Relation	KL-divergence
IsA	0.759	NotDesires	1.512
dbpedia/knownFor	0.455	PartOf	1.015
HasSubevent	0.962	dbpedia/genus	0.589
Entails	0.782	EtymologicallyRelatedTo	0.630
DerivedFrom	1.109	HasA	0.472
UsedFor	1.470	Desires	1.085
CapableOf	0.924	dbpedia/leader	0.286
AtLocation	0.209	CreatedBy	0.143
HasContext	0.935	NotUsedFor	0.682
Antonym	0.662	DefinedAs	0.589
HasLastSubevent	1.367	SymbolOf	0.711
CausesDesire	1.252	LocatedNear	0.308
EtymologicallyDerivedFrom	1.103	HasPrerequisite	1.141
InstanceOf	1.290	MadeOf	0.386
dbpedia/influencedBy	0.751	ReceivesAction	1.033
MannerOf	1.669	dbpedia/capital	0.493
dbpedia/language	0.854	Causes	0.725
HasProperty	0.129	NotHasProperty	0.477
dbpedia/product	0.657	NotCapableOf	0.330
HasFirstSubevent	0.940	dbpedia/field	1.209
dbpedia/genre	0.720	SimilarTo	0.264
DistinctFrom	1.056	MotivatedByGoal	0.121
dbpedia/occupation	1.603	ObstructedBy	0.797
FormOf	1.401	RelatedTo	0.999
Synonym	1.365		

Table 8: The KL-Divergence of 49 relations when using the per-relation similarity lists and methodology described in the text. The two probability distributions used in the KL-divergence calculation for relation  $r$  (Equation 2) are the frequencies of cosine similarity scores in the two lists ( $SL_r$  and  $SL'_r$ ).

- 3 **IsA**: A is a subtype or a specific instance of B; every A is a B. This can include specific instances; the distinction between subtypes and instances is often blurry in language. This is the hyponym relation in WordNet.
- 4 **PartOf**: A is a part of B. This is the part meronym relation in WordNet.
- 5 **HasA**: B belongs to A, either as an inherent part or due to a social construct of possession. HasA is often the reverse of PartOf.
- 6 **UsedFor**: A is used for B; the purpose of A is B.
- 7 **CapableOf**: Something that A can typically do is B.
- 8 **AtLocation**: A is a typical location for B, or A is the inherent location of B. Some instances of this would be considered meronyms in WordNet.
- 9 **Causes**: A and B are events, and it is typical for A to cause B.
- 10 **HasSubevent**: A and B are events, and B happens as a subevent of A.
- 11 **HasFirstSubevent**: A is an event that begins with subevent B.
- 12 **HasLastSubevent**: A is an event that concludes with subevent B.
- 13 **HasPrerequisite**: In order for A to happen, B needs to happen; B is a dependency of A.
- 14 **HasProperty**: A has B as a property; A can be described as B.
- 15 **MotivatedByGoal**: Someone does A because they want result B; A is a step toward accomplishing the goal B.
- 16 **ObstructedBy**: A is a goal that can be prevented by B; B is an obstacle in the way of A.
- 17 **Desires**: A is a conscious entity that typically wants B. Many assertions of this type use the appropriate language's word for "person" as A.
- 18 **CreatedBy**: B is a process or agent that creates A.
- 19 **Synonym**: A and B have very similar meanings. They may be translations of each other in different languages. This is the synonym relation in WordNet as well. Symmetric.
- 20 **Antonym**: A and B are opposites in some relevant way, such as being opposite ends of a scale, or fundamentally similar things with a key difference between them. Counterintuitively, two concepts must be quite similar before people consider them antonyms. This is the antonym relation in WordNet as well. Symmetric.
- 21 **DistinctFrom**: A and B are distinct member of a set; something that is A is not B. Symmetric.
- 22 **DerivedFrom**: A is a word or phrase that appears within B and contributes to B's meaning.
- 23 **SymbolOf**: A symbolically represents B.
- 24 **DefinedAs**: A and B overlap considerably in meaning, and B is a more explanatory version of A.
- 25 **MannerOf**: A is a specific way to do B. Similar to "IsA", but for verbs.
- 26 **LocatedNear**: A and B are typically found near each other. Symmetric.



- 27 **HasContext:** A is a word used in the context of B, which could be a topic area, technical field, or regional dialect.
- 28 **SimilarTo:** A is similar to B. Symmetric.
- 29 **EtymologicallyRelatedTo:** A and B have a common origin. Symmetric.
- 30 **EtymologicallyDerivedFrom:** A is derived from B.
- 31 **CausesDesire:** A makes someone want B.
- 32 **MadeOf:** A is made of B.
- 33 **ReceivesAction:** B can be done to A.

#### Appendix C: Additional Analyses and Data in Support of Study 1

In Study 1, we used the KL-Divergence to define 'heatmaps' between relation embeddings (using both centroid and direct relation embeddings); however, a more informal analysis could also be undertaken using the t-Distributed Stochastic Neighbor Embedding (t-SNE) algorithm [66], which is an established neural dimensionality-reduction algorithm that has been shown to be superior to other dimensionality-reduction techniques (e.g., Principle Components Analysis) for visualizing the outputs of representation learning algorithms such as PBG.

Our methodology is similar to that in Study 1 for generating KL-Divergence heatmaps. Once the centroid vectors are obtained, one for each relation, we visualize the similarities between the relations in two dimensions by using t-SNE (Figure 11).

The figure shows that, while many relations are reasonably uniformly distributed (visualized in the figure as a 'circle' with relatively uniform spacing between relations), some relations do congregate in clusters, suggesting significantly higher inter-similarities in the embedding space. These findings are largely consistent with those reported in the main text. Three of the most prominent clusters are manually demarcated in the figure, and are described below:

- 1 The cluster in the upper left contains the relations Entails, Antonym, Desires, ParOf, LocatedNear, dbpedia/capital, dbpedia/genre, dbpedia/genus, and dbpedia/influencedBy. Although the dictionary semantics of these relations are quite different, the similarities in embedding space shows that (relatively speaking) there is likely high overlap between the sets of entity pairs that are related using each of these relations. For example, LocatedNear is described as 'A and B are typically found near each other'; dbpedia/influencedBy states that 'A is influenced by B'. If two objects were close to each other, it is quite possible that one object is influenced by another. These kinds of complex interplays seem to be captured, at least in part, in the embedding space and visualization.
- 2 The cluster in the upper right contains the relations HasA, RelatedTo, EtymologicallyDerivedFrom, HasSubevent, dbpedia/field, DefinedAs, ObstructedBy, MannerOf, and Causes. The large degree of overlap between the corresponding entity sets (the union set of head and tail entity set) is the main reason why relations are grouped in this cluster. The closeness between ObstructedBy and MannerOf is an obvious instance. ObstructedBy indicates that "B is an obstacle to achieve the goal action A" and MannerOf emphasizes that "A is a specific way to do goal action B". The overlap of "action"-type entities directly results in the proximity of ObstructedBy to MannerOf.
- 3 The cluster in the bottom contains the relations NotDesires, Synonym, SymbolOf, MadeOf, HasPrerequisite, HasContext, SimilarTo, CreatedBy, dbpedia/product, dbpedia/occupation, dbpedia/language, and dbpedia/KnownFor. This cluster is similar to the first cluster, but contains some negations of relations in the first cluster. One interpretation of this cluster is that it may be the converse or negation of the first cluster, even though the actual relations within this cluster do not seem to be closely semantically related to one another.

relation	closest relation	score
RelatedTo	Synonym	0.057
FormOf	RelatedTo	0.089
IsA	DerivedFrom	0.028
PartOf	AtLocation	0.052
HasA	AtLocation	0.046
UsedFor	HasSubevent	0.038
CapableOf	CausesDesire	0.038
AtLocation	PartOf	0.052
Causes	MotivatedByGoal	0.061
HasSubevent	Motivated ByGoa 1	0.064
HasFirstSubevent	HasSubevent	0.041
HasLastSubevent	HasFirstSubevent	0.01
HasPrerequisite	HasSubevent	0.017
HasProperty	MotivatedByGoal	0.017
MotivatedByGoal	HasSubevent	0.064
ObstructedBy	Not Used For	0.004
Desires	MotivatedByGoal	0.057
CreatedBy	dbpedia/occupation	0.012
Synonym	RelatedTo	0.092
Antonym	RelatedTo	0.092
DistinctFrom	IsA	0.015
DerivedFrom	EtymologicallyRelatedTo	0.014
SymbolOf	NotUsedFor	0.021
DefinedAs	Antonym	0.001
ReceivesAction	Antonym	0.001
MannerOf	Entails	0.032
LocatedNear	InstanceOf	0.004
HasContext	PartOf	0.016
SimilarTo	Synonym	0.004
EtymologicallyRelatedTo	EtymologicallyDerivedFrom	0.073
EtymologicallyDerivedFrom	EtymologicallyRelatedTo	0.073
CausesDesire	Desires	0.049
MadeOf	Desires	0.033

Table 9: The most similar relation for each relation by selecting the one that obtains the highest Jaccard similarity when comparing the tail entity sets of two relations.

An interesting question that arises is whether similar conclusions can be drawn from the relation embeddings that were directly output by the PBG algorithm. These ‘direct’ relation embeddings are visualized in Figure 12, using the same methodology as for the centroid embeddings. While there are a few similarities between Figures 11 and 12, there are also significant differences. For example, the distribution is more uniform, suggesting that direct relation embeddings may not (hypothetically) capture ‘usage’ semantics as effectively as the centroid embeddings. Again, these findings are consistent with the heatmaps illustrated in the main text for Study 1. In the clusters that are observed, we find that the relations have a more obvious semantic connection to each other (e.g., EtymologicallyDerivedFrom and DerivedFrom, Desires and CausesDesire). Other less obvious examples also point to a similar conclusion.

Despite their differences, the two sets of results (‘centroid’ and ‘direct’) illustrate that all relations are not equal (i.e. uniformly distributed), and that some structure does exist in the relation embedding space. In the case of centroid embeddings, usage semantics seem to be captured more effectively in the visualization, while in the case of direct embeddings, a more direct semantic connection (learned by the PBG in the course of training) seems to be necessary for relations to be clustered together. However, there is clear information loss in projecting the embeddings down to 2D. A proper analysis should therefore rely on the information-theoretic methodology in the main text, and not on informal visual analysis, though the visualizations are undoubtedly useful for gaining a ‘sense’ of how the relations differ from each other depending on the embedding methodology employed.

#### Appendix D: Additional Analyses in Support of Study 2

cluster ID	head	tail
0	/c/en/chifferobe/n	/c/en/chifforobe
	/c/en/fluoroscans/n	/c/en/fluoroscans
	/c/en/woodifying/v	/c/en/woodify
	/c/pt/nintendinhos/n	/c/pt/nintendinho
	/c/lb/maach/vn	/c/lb/maachen
	/c/es/ondearais/v	/c/es/ondear
1	/c/it/istallerà/v	/c/it/istallare
	Continued on next page	

Table 10 – continued from previous page

cluster ID	head	tail
	/c/la/dextrarum/a	/c/la/dexter
	/c/es/envasáramos/v	/c/es/envasar
	/c/de/gestatte/v	/c/de/gestatten
2	/c/la/redeatis/v	/c/la/redeo
	/c/la/ruminemur/v	/c/la/ruminor
	/c/la/protrusi/v	/c/la/protrudo
	/c/la/normabere/v	/c/la/normo
	/c/es/campean/v	/c/es/campear
3	/c/hu/hátsók/n	/c/hu/hátsó
	/c/la/perspeculati	/c/la/perspeculatus
	/c/de/iq tests	/c/de/iq.test/n
	/c/en/duck_dives/n	/c/en/duck_dive
	/c/fr/argenteurs/n	/c/fr/argenteur
4	/c/la/insutasv	/c/la/insutus
	/c/fr/icosanoïde	/c/fr/eicosanoïde/n
	/c/it/parlamentremo/v	/c/it/parlamentare
	/c/es/galardonase/v	/c/es/galardonar
	/c/it/mettersi/v	/c/it/mettersi
5	/c/la/renidebam/v	/c/la/renideo
	/c/it/cogestivano/v	/c/it/cogestire
	/c/la/configurabimus/v	/c/la/configuro
	/c/it/disincanterebbero/v	/c/it/disincantare
	/c/la/fundassent/v	/c/la/fundo
6	/c/es/ventilé/v	/c/es/ventilar
	/c/es/embargases/v	/c/es/embargar
	/c/es/vinculando/v	/c/es/vincular
	/c/fr/cylindrasses/v	/c/fr/cylindrer
	/c/fr/classai/v	/c/fr/classer
7	/c/it/ratificasti/v	/c/it/ratificare
	/c/es/pichicateé/v	/c/es/pichicatear
	/c/es/blandías/v	/c/es/blandir
	/c/it/girandoti/v	/c/it/girarsi
	/c/it/sabbierò/v	/c/it/sabbiare
8	/c/la/insultasset/v	/c/la/insulto
	/c/la/concutitote/v	/c/la/concutio
	/c/la/adprobaremus/v	/c/la/adprobo
	/c/la/consepsissemus/v	/c/la/consepio
	/c/la/variegarentur/v	/c/la/variego
9	/c/de/liebhabers	/c/de/liebhaber/n
	/c/de/kalbst	/c/de/kalben/v
	/c/de/emblemn	/c/de/emblem/n
	/c/de/unseres/n	/c/de/unsere
	/c/de/absurdem/a	/c/de/absurd
10	/c/es/retasteis/v	/c/es/retar
	/c/es/canalizarlas/v	/c/es/canalizar
	/c/es/abombes/v	/c/es/abombar
	/c/es/transportada/v	/c/es/transportar
	/c/fr/brancarderaït/v	/c/fr/brancardier
11	/c/nrf/boulets_contraceptifs/n	/c/nrf/boulet_contraceptif
	/c/de/schwammerls/n	/c/de/schwammerl/n
	/c/is/álfa	/c/is/álfa/n
	/c/es/mosqueándola/v	/c/es/mosqueando
	/c/it/disgregandoti/v	/c/it/disgregarsi
12	/c/en/pennames/n	/c/en/pennamen
	/c/en/falcades	/c/en/falcade/n
	/c/en/electrical_engineers	/c/en/electrical_engineer
	/c/ku/transitiv	/c/ku/berdan/v
	/c/sv/klássrum/n	/c/sv/klássrum
13	/c/la/propinaremur/v	/c/la/propino
	/c/la/friarar/v	/c/la/frio
	/c/la/lucubrare/v	/c/la/lucubro
	/c/la/labascimur/v	/c/la/labasco
	/c/la/interimenti	/c/la/interimens
14	/c/es/progresás/v	/c/es/progresar
	/c/es/tintáremos/v	/c/es/tintar
	/c/es/resentíamos/v	/c/es/resentirse
	/c/la/centesimabere/v	/c/la/centesimo
	/c/la/perviguerunt/v	/c/la/pervigeo
	/c/fr/entradmirera/v	/c/fr/entradmirer

Continued on next page

Table 10 – continued from previous page

cluster ID	head	tail
	/c/es/coagularé/v	/c/es/coagular
	/c/frp/itèila	/c/frp/esèila/n
	/c/la/furcillas/n	/c/la/furcilla
	/c/en/emanations/n	/c/en/emanation
16	/c/no/dädyret/n	/c/no/dädyr
	/c/nl/oppakt/v	/c/nl/oppakken
	/c/de/anwaltsgehilfin	/c/de/anwaltsgehilfe/n
	/c/fi/kaverisektoriin/n	/c/fi/kaverisektori
	/c/it/chicchiriai/v	/c/it/chicchiriare
17	/c/it/miracoleremmo/v	/c/it/miracolare
	/c/la/inaudias/v	/c/la/inaudio
	/c/la/extergamus/v	/c/la/extergero
	/c/la/allegavisse/v	/c/la/allego
	/c/de/anarchischeres/a	/c/de/anarchisch
18	/c/fr/remailles/v	/c/fr/remailer
	/c/en/ebbtide/n	/c/en/ebb_tide
	/c/fr/froufrouterait/v	/c/fr/froufrouter
	/c/fr/attireront/v	/c/fr/attirer
	/c/en/languaging/v	/c/en/language
19	/c/sv/folkminnens/n	/c/sv/folkminne
	/c/la/eluctari/v	/c/la/eluctor
	/c/la/adpares/v	/c/la/adparo
	/c/es/calcinarme/v	/c/es/calcinar
	/c/pt/alocaréis/v	/c/pt/alocar

Table 10: Example triples in 20 FormOf subclusters. The cluster IDs are consistent with those used in Figure 6.

cluster ID	head	tail
0	/c/en/immunosenescent/a	/c/en/pathology
	/c/en/handball/v	/c/en/soccer
	/c/en/screenplay/n	/c/fr/cinéma
	/c/en/crivvens	/c/en/scotland
	/c/en/rhizomatic/a	/c/en/philosophy
1	/c/fr/sapide/a	/c/en/literary
	/c/hu/szirn/n	/c/en/literary
	/c/ga/eo/n/wikt/en_3	/c/en/literary
	/c/af/elk/n	/c/en/literary
	/c/ga/gair/v/wikt/en_1	/c/en/literary
2	/c/it/vena_cava/n	/c/en/anatomy
	/c/et/fluor/n	/c/fr/chimie
	/c/fr/saksaoul/n	/c/fr/botanique
	/c/mul/raw	/c/fr/linguistique
	/c/fr/tagbanoua/n	/c/fr/linguistique
3	/c/fr/schipluiden/n	/c/fr/localités
	/c/en/brontotherid/n	/c/en/zoology
	/c/fr/de_hem/n	/c/fr/localités
	/c/fr/brozolo/n	/c/fr/localités
	/c/en/onychoteuthid/n	/c/en/zoology
4	/c/ha/umra/n	/c/en/islam
	/c/no/jordakse/n	/c/en/geometry
	/c/en/tsar/n	/c/en/historical
	/c/lij/dîsètte	/c/en/cardinal
	/c/mi/iwa	/c/en/cardinal
5	/c/fr/scheelite/n	/c/en/mineral
	/c/de/natriumdichromat/n	/c/en/inorganic_compound
	/c/en/oxazepane/n	/c/en/organic_compound
	/c/en/gelsemine/n	/c/en/organic_compound
	/c/en/conductin/n	/c/en/protein
6	/c/en/azodicarbonamide/n	/c/en/chemistry
	/c/en/ricinoleate/n	/c/en/chemistry
	/c/fi/rikkiyhdiste/n	/c/en/chemistry
	/c/en/test/v/wikt/en_1	/c/en/chemistry
	/c/en/vinyl_acetate/n	/c/en/chemistry

Continued on next page



Table 11 – continued from previous page

cluster ID	head	tail
7	/c/en/business/n	/c/en/los.angeles
	/c/sq/shkretëroj/v	/c/en/tosk
	/c/en/hooklet/n	/c/en/natural_history
	/c/da/femten	/c/en/cardinal
8	/c/it/un/a	/c/en/sometimes_before_vowel_or_h
	/c/fr/déontologie/n	/c/en/philosophy
	/c/en/cap_cloud/n	/c/en/meteorology
	/c/en/back_ganging/n	/c/en/uk
	/c/en/syringic/a	/c/en/organic_chemistry
9	/c/en/diethenoid/a	/c/en/organic_chemistry
	/c/en/meteor/n	/c/en/martial_arts
	/c/fr/pause/n	/c/fr/musique
	/c/cs/moderátor/n	/c/en/uk
10	/c/en/lin/v/wikt/en.1	/c/en/uk
	/c/ms/kata_benda/n	/c/en/grammar
	/c/en/neurodegeneration/n	/c/fr/neurologie
	/c/no/oppholde/v	/c/en/somewhere
11	/c/scn/lu	/c/en/definite_article
	/c/en/monotypy/n	/c/en/conservation_biology
	/c/nl/wao/n	/c/en/netherlands
	/c/sl/kriptozoologija/n	/c/fr/biologie
	/c/nl/neptunus/n	/c/fr/astronomie
12	/c/fr/l1/n/wikt/fr.2	/c/fr/astronomie
	/c/en/freedom_rider/n	/c/en/politics
	/c/fr/corps/n	/c/fr/numismatique
	/c/en/vamptastic/a	/c/en/slang
	/c/de/funzen/v/wikt/en.1	/c/en/slang
13	/c/fr/filun/n	/c/en/computing
	/c/en/dep/n	/c/en/computing
	/c/en/nonserver/a	/c/en/computing
	/c/en/fiscal/n/wikt/en.1	/c/en/legal
14	/c/de/silver_goal/n	/c/en/football
	/c/en/shitcan/v	/c/en/vulgar
	/c/en/eicosanoid/n	/c/fr/biochimie
	/c/rm/mel/n	/c/en/rumantsch_grischun
15	/c/fr/océan_atlantique/n	/c/fr/géographie
	/c/sl/balkanski/a	/c/fr/géographie
	/c/fr/riviera/n	/c/fr/géographie
	/c/alt/cyy/n	/c/fr/géographie
	/c/fr/sapouy/n	/c/fr/géographie
16	/c/fr/lapedona/n	/c/fr/localités
	/c/fr/tour_de_faure/n	/c/fr/localités
	/c/fr/amendeux_oneix/n	/c/fr/localités
	/c/fr/espédaillac/n	/c/fr/localités
17	/c/fr/rye/n	/c/fr/localités
	/c/fro/voleir/n	/c/en/anglo_norman
	/c/en/stoater/n	/c/en/horse_racing
	/c/nrf/malon/n	/c/en/jersey
	/c/en/antieczema/a	/c/en/pharmacology
18	/c/ga/heitribhéascna/n	/c/en/linguistics
	/c/fr/humoral/a	/c/fr/médecine
	/c/en/fasculatory/a	/c/en/medicine
	/c/fr/antiépileptique/a	/c/fr/médecine
	/c/de/tropf/n	/c/fr/médecine
19	/c/fr/sida/n/wikt/fr.1	/c/fr/médecine
	/c/en/polymodality/n	/c/en/mathematics
	/c/en/biplanar/a	/c/en/mathematics
	/c/it/esaedro/n	/c/en/mathematics
	/c/de/divergieren/v	/c/en/mathematics
20	/c/en/local_maximum/n	/c/en/mathematics
	/c/en/thermoelasticity/n	/c/en/physics
	/c/pt/hidrostatíco/a	/c/en/physics
	/c/en/remanence/n	/c/en/physics
	/c/en/specific/a	/c/en/physics
	/c/en/microelectronvolt/n	/c/en/physics

Table 11: Example triples in 20 HasContext subclusters. The cluster IDs are consistent with those used in Figure 5.

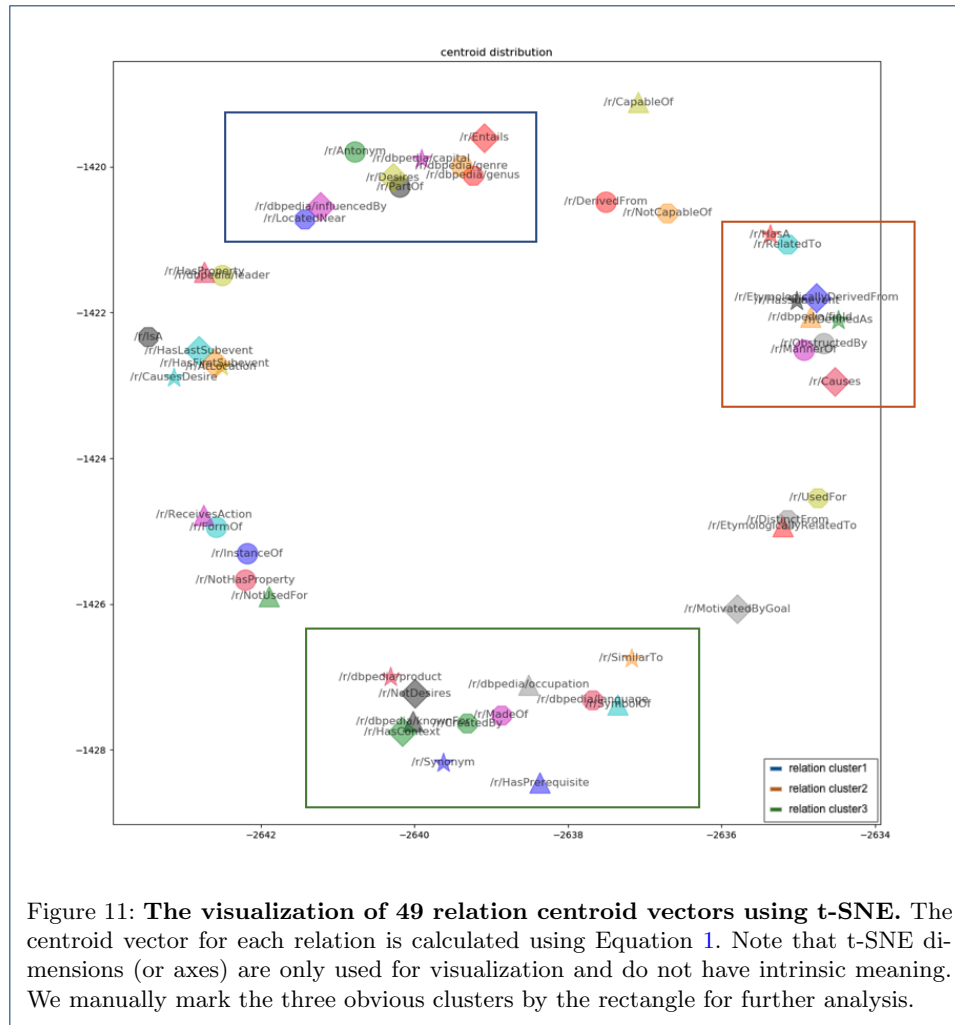
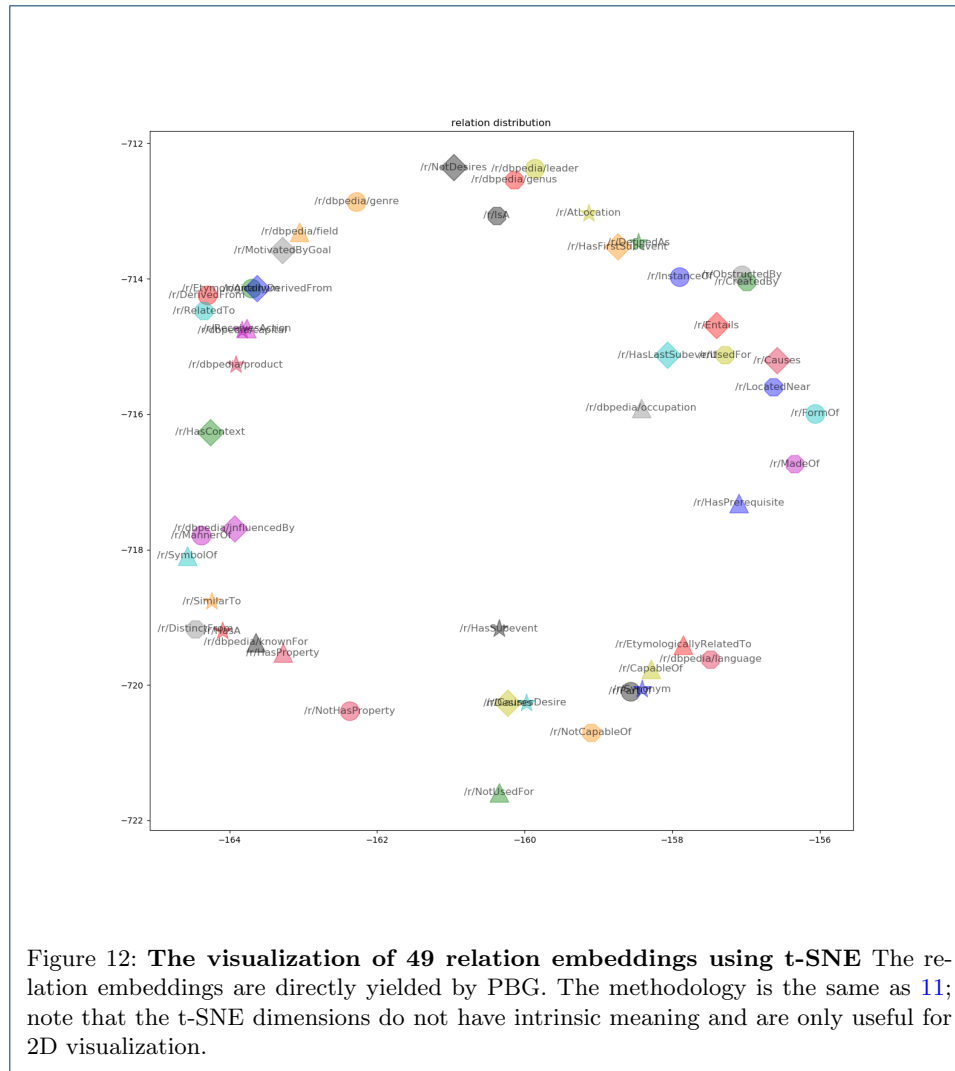


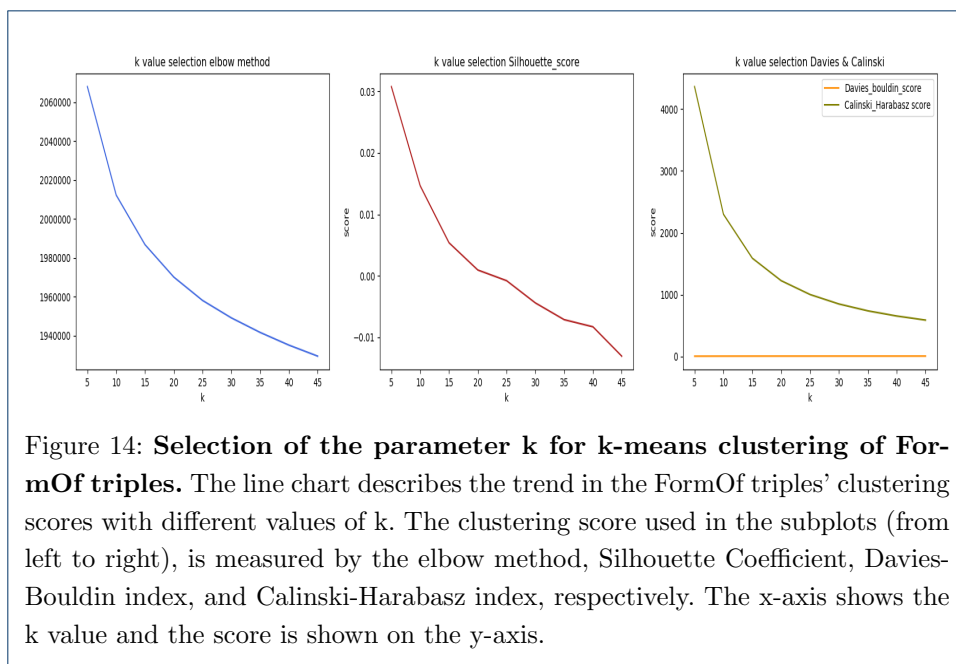
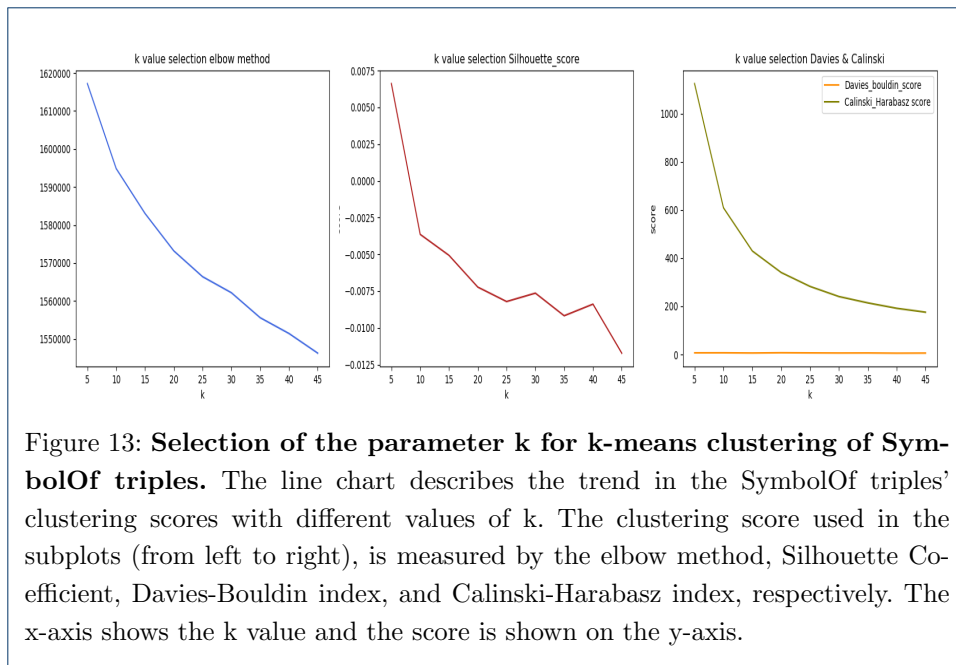
Figure 11: **The visualization of 49 relation centroid vectors using t-SNE.** The centroid vector for each relation is calculated using Equation 1. Note that t-SNE dimensions (or axes) are only used for visualization and do not have intrinsic meaning. We manually mark the three obvious clusters by the rectangle for further analysis.

## References

- Hirschberg, J., Manning, C.D.: Advances in natural language processing. *Science* **349**(6245), 261–266 (2015). doi:[10.1126/science.aaa8685](https://doi.org/10.1126/science.aaa8685). <https://science.sciencemag.org/content/349/6245/261.full.pdf>
- Qi GuiLin, W.T. GAO Huan: The research advances of knowledge graph. *Technology Intelligence Engineering* **3**, 4–25 (2017)
- Mueller, E.T.: *Commonsense Reasoning: An Event Calculus Based Approach*, 2nd edn. Morgan Kaufmann Publishers Inc., San Francisco, CA, USA (2014)
- Sap, M., Rashkin, H., Chen, D., Bras, R., Yejin, C.: Social iqa: Commonsense reasoning about social interactions, pp. 4453–4463 (2019). doi:[10.18653/v1/D19-1454](https://doi.org/10.18653/v1/D19-1454)
- Lenat, D.B.: Cyc: A large-scale investment in knowledge infrastructure. *Commun. ACM* **38**(11), 33–38 (1995). doi:[10.1145/219717.219745](https://doi.org/10.1145/219717.219745)
- Davis, E., Marcus, G.: Commonsense reasoning and commonsense knowledge in artificial intelligence. *Communications of the ACM* **58**, 92–103 (2015). doi:[10.1145/2701413](https://doi.org/10.1145/2701413)
- Roemmele, M., Bejan, C., Gordon, A.: Choice of plausible alternatives: An evaluation of commonsense causal reasoning. (2011)
- Sap, M., Shwartz, V., Bosselut, A., Choi, Y., Roth, D.: Commonsense reasoning for natural language processing. In: *Proceedings of the 58th Annual Meeting of the Association for Computational Linguistics: Tutorial Abstracts*, pp. 27–33. Association for Computational Linguistics, Online (2020). doi:[10.18653/v1/2020.acl-tutorials.7](https://doi.org/10.18653/v1/2020.acl-tutorials.7). <https://www.aclweb.org/anthology/2020.acl-tutorials.7>
- Speer, R., Havasi, C.: Conceptnet 5: A large semantic network for relational knowledge. *The people's web meets NLP, theory and applications of natural language processing*, 161–176 (2013)
- Havasi, C., Speer, R., Arnold, K., Lieberman, H., Alonso, J., Moeller, J.: Open mind common sense: Crowd-sourcing for common sense. In: *Proceedings of the 2nd AAAI Conference on Collaboratively-Built Knowledge Sources and Artificial Intelligence. AAAIWS'10-02*, p. 53. AAAI Press, ??? (2010)
- Miller, G.A.: Wordnet: A lexical database for english **38**(11), 39–41 (1995). doi:[10.1145/219717.219748](https://doi.org/10.1145/219717.219748)



12. Shi, B., Weninger, T.: Open-world knowledge graph completion. arXiv preprint arXiv:1711.03438 (2017)
13. Chen, M., Tian, Y., Chang, K.-W., Skiena, S., Zaniolo, C.: Co-training embeddings of knowledge graphs and entity descriptions for cross-lingual entity alignment. arXiv preprint arXiv:1806.06478 (2018)
14. Lin, B.Y., Chen, X., Chen, J., Ren, X.: Kagnet: Knowledge-aware graph networks for commonsense reasoning. arXiv preprint arXiv:1909.02151 (2019)
15. Janet W. Astington, D.R.O. Paul L. Harris: Developing Theories of Mind. Cambridge, England: Cambridge University Press, ??? (1988)
16. Redekop, B.W.: Common sense in philosophical and scientific perspective. *Management Decision* **47**(3), 399–412 (2009)
17. Sherin, B.: Common sense clarified: The role of intuitive knowledge in physics problem solving. *Journal of Research in Science Teaching* **43**, 535–555 (2006). doi:[10.1002/tea.20136](https://doi.org/10.1002/tea.20136)
18. Lerer, A., Wu, L., Shen, J., Lacroix, T., Wehrstedt, L., Bose, A., Peysakhovich, A.: PyTorch-BigGraph: A Large-scale Graph Embedding System. In: Proceedings of the 2nd SysML Conference, Palo Alto, CA, USA (2019)
19. Smedslund, J.: Common sense as psychosocial reality: A reply to sjöberg. *Scandinavian Journal of Psychology* **23**(1), 79–82 (1982)
20. Gordon, A.S., Hobbs, J.R.: A Formal Theory of Commonsense Psychology: How People Think People Think. Cambridge University Press, ??? (2017)
21. Hobbs, J.R., Gordon, A.S.: Goals in a formal theory of commonsense psychology. In: FOIS, pp. 59–72 (2010)
22. Hobbs, J.R., Gordon, A.S.: Toward a large-scale formal theory of commonsense psychology for metacognition. In: AAAI Spring Symposium: Metacognition in Computation, pp. 49–54 (2005)
23. Maslan, N., Roemmele, M., Gordon, A.S.: One hundred challenge problems for logical formalizations of commonsense psychology. In: 2015 AAAI Spring Symposium Series (2015). Citeseer
24. Ladkin, P.B.: Time representation: A taxonomy of internal relations. In: AAAI, pp. 360–366 (1986)





25. Pinto, J., Reiter, R.: Reasoning about time in the situation calculus. *Annals of Mathematics and Artificial Intelligence* **14**, 251–268 (1995)
26. Narayanan, S.: Reasoning about actions in narrative understanding. *Proceedings of the 16th International Joint Conference on Artificial Intelligence* (2000)
27. Rajagopal, D., Cambria, E., Olsher, D., Kwok, K.: A graph-based approach to commonsense concept extraction and semantic similarity detection. In: *Proceedings of the 22nd International Conference on World Wide Web*, pp. 565–570 (2013)
28. Havasi, C., Speer, R., Alonso, J.: Conceptnet 3: a flexible, multilingual semantic network for common sense knowledge. In: *Recent Advances in Natural Language Processing*, pp. 27–29 (2007). Citeseer
29. Botschen, T., Sorokin, D., Gurevych, I.: Frame- and entity-based knowledge for common-sense argumentative reasoning. In: *Proceedings of the 5th Workshop on Argument Mining*, pp. 90–96. Association for Computational Linguistics, Brussels, Belgium (2018). doi:[10.18653/v1/W18-5211](https://doi.org/10.18653/v1/W18-5211). <https://www.aclweb.org/anthology/W18-5211>
30. Angeli, G., Manning, C.: Naturalli: Natural logic inference for common sense reasoning, pp. 534–545 (2014). doi:[10.3115/v1/D14-1059](https://doi.org/10.3115/v1/D14-1059)
31. Lin, H., Sun, L., Han, X.: Reasoning with heterogeneous knowledge for commonsense machine comprehension. In: *EMNLP* (2017)
32. Panton, K., Matuszek, C., Lenat, D., Schneider, D., Witbrock, M., Siegel, N., Shepard, B.: *Common Sense Reasoning – From Cyc to Intelligent Assistant*, vol. 3864, pp. 1–31 (2006)
33. Ramachandran, D., Reagan, P., Goolsbey, K.: First-orderized researchcyc: Expressivity and efficiency in a common-sense ontology (2005)
34. Nie, Y., Williams, A., Dinan, E., Bansal, M., Weston, J., Kiela, D.: Adversarial NLI: A new benchmark for natural language understanding. In: *Proceedings of the 58th Annual Meeting of the Association for Computational Linguistics*. Association for Computational Linguistics, ??? (2020)
35. Zellers, R., Holtzman, A., Bisk, Y., Farhadi, A., Yejin, C.: Hellaswag: Can a machine really finish your sentence?, pp. 4791–4800 (2019). doi:[10.18653/v1/P19-1472](https://doi.org/10.18653/v1/P19-1472)
36. Bisk, Y., Zellers, R., Bras, R., Gao, J., Yejin, C.: Piqa: Reasoning about physical commonsense in natural language. *Proceedings of the AAAI Conference on Artificial Intelligence* **34**, 7432–7439 (2020). doi:[10.1609/aaai.v34i05.6239](https://doi.org/10.1609/aaai.v34i05.6239)
37. Bollacker, K., Evans, C., Paritosh, P., Sturge, T., Taylor, J.: Freebase: a collaboratively created graph database for structuring human knowledge. In: *SIGMOD Conference* (2008)
38. Lehmann, J., Isele, R., Jakob, M., Jentzsch, A., Kontokostas, D., Mendes, P., Hellmann, S., Morsey, M., Van Kleef, P., Auer, S., Bizer, C.: Dbpedia - a large-scale, multilingual knowledge base extracted from wikipedia. *Semantic Web Journal* **6** (2014). doi:[10.3233/SW-140134](https://doi.org/10.3233/SW-140134)
39. Hoffart, J., Suchanek, F., Berberich, K., Weikum, G.: Yago2: A spatially and temporally enhanced knowledge base from wikipedia. *Artificial Intelligence* **194**, 28–61 (2013). doi:[10.1016/j.artint.2012.06.001](https://doi.org/10.1016/j.artint.2012.06.001)
40. Bonatti, P.A., Decker, S., Polleres, A., Presutti, V.: Knowledge graphs: New directions for knowledge representation on the semantic web (dagstuhl seminar 18371). In: *Dagstuhl Reports*, vol. 8 (2019). Schloss Dagstuhl-Leibniz-Zentrum fuer Informatik
41. Ji, S., Pan, S., Cambria, E., Marttinen, P., Yu, P.S.: A survey on knowledge graphs: Representation, acquisition and applications. *arXiv preprint arXiv:2002.00388* (2020)
42. Kejriwal, M.: *Domain-Specific Knowledge Graph Construction*. Springer, ??? (2019)
43. Huang, X., Zhang, J., Li, D., Li, P.: Knowledge graph embedding based question answering. In: *Proceedings of the Twelfth ACM International Conference on Web Search and Data Mining*, pp. 105–113 (2019)
44. Wang, G., Zhang, W., Wang, R., Zhou, Y., Chen, X., Zhang, W., Zhu, H., Chen, H.: Label-free distant supervision for relation extraction via knowledge graph embedding. In: *Proceedings of the 2018 Conference on Empirical Methods in Natural Language Processing*, pp. 2246–2255 (2018)
45. Zhang, Y., Dai, H., Kozareva, Z., Smola, A.J., Song, L.: Variational reasoning for question answering with knowledge graph. *arXiv preprint arXiv:1709.04071* (2017)
46. Mintz, M., Bills, S., Snow, R., Jurafsky, D.: Distant supervision for relation extraction without labeled data. In: *Proceedings of the Joint Conference of the 47th Annual Meeting of the ACL and the 4th International Joint Conference on Natural Language Processing of the AFNLP*, pp. 1003–1011 (2009)
47. Speer, R., Chin, J., Havasi, C.: Conceptnet 5.5: An open multilingual graph of general knowledge. In: *Proceedings of the Thirty-First AAAI Conference on Artificial Intelligence*. AAAI'17, pp. 4444–4451. AAAI Press, ??? (2017)
48. Rajabi, E., Sanchez-Alonso, S., Sicilia, M.-A.: Analyzing broken links on the web of data: An experiment with dbpedia. *Journal of the Association for Information Science and Technology* **65**(8), 1721–1727 (2014)
49. Rebele, T., Nkoei, A., Suchanek, F.M.: Using yago for the humanities. In: *WHiSe@ ISWC*, pp. 99–110 (2017)
50. Färber, M., Ell, B., Menne, C., Rettinger, A.: A comparative survey of dbpedia, freebase, openyc, wikidata, and yago. *Semantic Web Journal* **1**(1), 1–5 (2015)
51. Wang, Q., Mao, Z., Wang, B., Guo, L.: Knowledge graph embedding: A survey of approaches and applications. *IEEE Transactions on Knowledge and Data Engineering* **PP**, 1–1 (2017). doi:[10.1109/TKDE.2017.2754499](https://doi.org/10.1109/TKDE.2017.2754499)
52. Nickel, M., Tresp, V., Kriegel, H.-P.: A three-way model for collective learning on multi-relational data., pp. 809–816 (2011)
53. Bordes, A., Usunier, N., Garcia-Duran, A., Weston, J., Yakhnenko, O.: Translating embeddings for modeling multi-relational data. In: *Burges, C.J.C., Bottou, L., Welling, M., Ghahramani, Z., Weinberger, K.Q. (eds.) Advances in Neural Information Processing Systems 26*, pp. 2787–2795. Curran Associates, Inc., ??? (2013). <http://papers.nips.cc/paper/5071-translating-embeddings-for-modeling-multi-relational-data.pdf>
54. Wang, Z., Zhang, J., Feng, J., Chen, Z.: Knowledge graph embedding by translating on hyperplanes. In: *Proceedings of the Twenty-Eighth AAAI Conference on Artificial Intelligence*. AAAI'14, pp. 1112–1119. AAAI Press, ??? (2014)
55. He, S., Liu, K., Ji, G., Zhao, J.: Learning to represent knowledge graphs with gaussian embedding, pp. 623–632

- (2015). doi:[10.1145/2806416.2806502](https://doi.org/10.1145/2806416.2806502)
56. Sun, Z., Deng, Z.-H., Nie, J.-Y., Tang, J.: Rotate: Knowledge graph embedding by relational rotation in complex space. In: International Conference on Learning Representations (2019). <https://openreview.net/forum?id=HkgEQnRqYQ>
  57. Weston, J., Bordes, A., Yakhnenko, O., Usunier, N.: Connecting language and knowledge bases with embedding models for relation extraction. EMNLP 2013 - 2013 Conference on Empirical Methods in Natural Language Processing, Proceedings of the Conference (2013)
  58. Kejriwal, M.: Domain-Specific Knowledge Graph Construction. Springer, ??? (2019)
  59. Perozzi, B., Al-Rfou, R., Skiena, S.: Deepwalk: Online learning of social representations. In: Proceedings of the 20th ACM SIGKDD International Conference on Knowledge Discovery and Data Mining, pp. 701–710 (2014)
  60. Grover, A., Leskovec, J.: node2vec: Scalable feature learning for networks. In: Proceedings of the 22nd ACM SIGKDD International Conference on Knowledge Discovery and Data Mining, pp. 855–864 (2016)
  61. Backstrom, L., Huttenlocher, D., Kleinberg, J., Lan, X.: Group formation in large social networks: Membership, growth, and evolution, vol. 2006, pp. 44–54 (2006). doi:[10.1145/1150402.1150412](https://doi.org/10.1145/1150402.1150412)
  62. Tang, L., Liu, H.: Scalable learning of collective behavior based on sparse social dimensions. In: CIKM (2009)
  63. Song, H.-J., Kim, A.-Y., Park, S.-B.: Learning translation-based knowledge graph embeddings by n-pair translation loss. Applied Sciences **10**, 3964 (2020). doi:[10.3390/app10113964](https://doi.org/10.3390/app10113964)
  64. Wen Zhang, L.W.J.C.H.Z.W.Z.A.B. Bibek Paudel, Chen, H.: Iteratively learning embeddings and rules for knowledge graph reasoning. In: 2019 World Wide Web Conference (WWW'19) (2019)
  65. Zhao, F., Sun, H., Jin, L., Jin, H.: Structure-augmented knowledge graph embedding for sparse data with rule learning. Computer Communications **159** (2020). doi:[10.1016/j.comcom.2020.05.017](https://doi.org/10.1016/j.comcom.2020.05.017)
  66. van der Maaten, L., Hinton, G.: Visualizing data using t-sne. Journal of Machine Learning Research **9**, 2579–2605 (2008)
  67. Jain, A.K., Murty, M.N., Flynn, P.J.: Data clustering: A review. ACM Comput. Surv. **31**(3), 264–323 (1999). doi:[10.1145/331499.331504](https://doi.org/10.1145/331499.331504)
  68. Hartigan, J.A., Wong, M.A.: Algorithm as 136: A k-means clustering algorithm. Journal of the Royal Statistical Society. Series C (Applied Statistics) **28**(1), 100–108 (1979)
  69. Yuan, C., Yang, H.: Research on k-value selection method of k-means clustering algorithm. J **2**, 226–235 (2019). doi:[10.3390/j2020016](https://doi.org/10.3390/j2020016)
  70. Bandyopadhyay, S.: Unsupervised Classification. Springer, ??? (2015)
  71. Liben-Nowell, D., Kleinberg, J.: The link-prediction problem for social networks **58**(7), 1019–1031 (2007)
  72. Hüllermeier, E., Kruse, R., Hoffmann, F.: Computational intelligence for knowledge-based systems design, 13th international conference on information processing and management of uncertainty, ipmu 2010, dortmund, germany, june 28 - july 2, 2010. proceedings (2010)