

Faster Projective Clustering Approximation of Big Data

Adiel Statman*

Liat Rozenberg[†]

Dan Feldman[‡]

November 30, 2020

Abstract

In projective clustering we are given a set of n points in R^d and wish to cluster them to a set S of k linear subspaces in R^d according to some given distance function. An ε -coreset for this problem is a weighted (scaled) subset of the input points such that for every such possible S the sum of these distances is approximated up to a factor of $(1 + \varepsilon)$. We suggest to reduce the size of existing coresets by suggesting the first $O(\log(m))$ approximation for the case of m lines clustering in $O(ndm)$ time, compared to the existing $\exp(m)$ solution. We then project the points on these lines and prove that for a sufficiently large m we obtain a coreset for projective clustering. Our algorithm also generalize to handle outliers. Experimental results and open code are also provided.

1 Introduction

Clustering and k -Means For a given similarity measure, clustering is the problem of partitioning a given set of objects into groups, such that objects in the same group are more similar to each other, than to objects in the other groups. There are many different clustering techniques, but probably the most prominent and common technique is Lloyd's algorithm or the k -MEANS algorithm [22]. The input to the classical Euclidean k -MEANS optimization problem is a set P of n points in \mathbb{R}^d , and the goal is to group the n points into k clusters, by computing a set of k -centers (also points in \mathbb{R}^d) that minimizes the sum of squared distances between each input point to its nearest center. The algorithm is initialized with k random points (centroids). At each iteration, each of the input points is classified to its closest centroid. A new set of k centroids is constructed by taking the mean of each of the current k clusters. This method is repeated until convergence or until a certain property holds. k -MEANS++ was formulated and proved in [4]. It is an algorithm for a constant bound of optimal k -means clustering of a set. Both k -MEANS and k -MEANS++ were formulated using the common and relatively simple metric function of sum of squared distances. However, other clustering techniques might require a unique and less intuitive metric function. In [27] we proved bounding for more general metric functions, ρ -distance. One of the many advantages of ρ -distance is that these metrics generalize the triangle inequality [7]. Also note that this set includes the metric function used for k -MEANS and k -MEANS++.

In this paper we focus on r -Lipschitz function, which are ρ -distance functions in which ρ is a function of r .

*Computer Science Department, University of Haifa. E-mail: statman.adiel@gmail.com

[†]School of Information and Communication Technology, Griffith University, Australia. E-mail: liatle@gmail.com

[‡]Computer Science Department, University of Haifa. E-mail: dannyf.post@gmail.com

SVD The Singular Value Decomposition (SVD) was developed by different mathematicians in the 19th century (see [28] for a historical overview). Numerically stable algorithms to compute it were developed in the 60's [18, 19]. In the recent years, very fast computations of the SVD were suggested. The k -SVD of an $n \times d$ real matrix P is used to compute its low-rank approximation, which is the projection of the rows of P onto a linear (non-affine) k -dimensional subspace that minimizes its sum of squared distances over these rows, i.e.,

$$\operatorname{argmin}_{X \in \mathbb{R}^{d \times k}, X^T X = I} \|P - P X X^T\|_F^2.$$

Projection of a matrix on a subspace is called a low rank approximation.

Coresets For a huge amount of data, Clustering and subspace projection algorithms/solvers are time consuming. Another problem with such algorithms/solvers is that we may not be able to use them for big data on standard machines, since there is not enough memory to provide the relevant computations.

A modern tool to handle this type of problems, is to compute a data summarization for the input that is sometimes called *coresets*. Coresets also allow us to boost the running time of those algorithms/solvers while using less memory.

Coresets are especially useful to (a) learn unbounded streaming data that cannot fit into main memory, (b) run in parallel on distributed data among thousands of machines, (c) use low communication between the machines, (d) apply real-time computations on the device, (e) handle privacy and security issues, (f) compute constrained optimization on a coreset that was constructed independently of these constraints and of course boost there running time.

Coresets for SVD In the context of the k -SVD problem, given $\varepsilon \in (0, \frac{1}{2})$, an ε -coreset for a matrix $A \in \mathbb{R}^{n \times d}$ is a matrix $C \in \mathbb{R}^{m \times d}$ where $m \ll n$, which guarantees that the sum of the squared distances from any linear (non-affine) k -dimensional subspace to the rows of C will be approximately equal to the sum of the squared distances from the same k -subspace to the rows of P , up to a $(1 \pm \varepsilon)$ multiplicative factor. I.e., for any matrix $X \in \mathbb{R}^{d \times k}$, such that $X^T X = I$ we have,

$$\left| \|P - P X X^T\|_F^2 - \|C - C X X^T\|_F^2 \right| \leq \varepsilon \|P - P X X^T\|_F^2.$$

Algorithms that compute $(1 + \varepsilon)$ -approximation for low-rank approximation and subspace approximation are usually based on randomization and significantly reduce the running time compared to computing the accurate SVD [8, 9, 14, 12, 13, 15, 24, 25, 26]. More information on the large amount of research on this field can be found in [20] and [23]. Indeed the most useful subspace is one resulted from the SVD of the data, which is the subspace which gives the minimal least square error from the data. There are coresets which desiged to approximate data for projecting specifically on this subspace. Such are called "weak" coresets. However, in this paper deal with "strong" coresets which approximate the data for projecting on any subspace in the same dimension of the data. The first coreset for the k -dimensional subspace of size that is independent of both n and d , but are also subsets of the input points, was suggested in [17]. The coreset size is larger but still polynomial in $O(\frac{k}{\varepsilon})$.

Sparse Coresets for SVD In this paper we consider only coresets that are *subset* of their input points, up to a multiplicative weight (scaling). The advantage of such coresets are: (i)they preserved

sparsity of the input, (ii) they enable interpretability, (iii) coresets may be used (heuristically) for other problems, (iv) lead less numerical issues that occur when non-exact linear combination of points are used. Following papers aimed to add this property, e.g. since it preserves the sparsity of the input, easy to interpret, and more numerically stable. However, their size is larger relating ones which are not a subset of the data; See an elaborated comparison in [16]. A coreset of size $O(\frac{k}{\epsilon^2})$ that is a bit weaker (preserves the spectral norm instead of the Frobenius norm) but still satisfies our coreset definition was suggested by Cohen, Nelson, and Woodruff in [11]. This coreset is a generalization of the breakthrough result by Batson, Spielman, and Srivastava [5] that suggested such a coreset for $k = d - 1$. Their motivation was graph sparsification, where each point is a binary vector of 2 non-zeroes that represents an edge in the graph. An open problem is to reduce the running time and understand the intuition behind this result.

Applying Reduction algorithm of [] on our coreset made it appropriate not only for one non-affine subspace, but for projective clustering over any affine k -subspaces.

NLP Application One idea behind minimizing the squared Euclidean distance of lexical data such as document-term to the nearest subspace, is that the important information of the input points/vectors lies in their direction rather than their length, i.e., vectors pointing in the same direction correspond to the same type of information (topics) and low dimensional subspaces can be viewed as combinations of topics describe by basis vectors of the subspace. For example, if we want to cluster webpages by their TFIDF (term frequency inverse document frequency) vectors that contain for each word its frequency inside a given webpage divided by its frequency over all webpages, then a subspace might be spanned by one basis vector for each of the words “computer”, “laptop”, “server”, and “notebook”, so that the subspace spanned by these vectors contains all webpages that discuss different types of computers.

1.1 Our contribution

In this chapter we use the problem of k -line means, i.e. clustering among k lines which intersect the origin, where will be used formulate a coreset for projective clustering on k - j non-affine subspaces. We begin with formulating the distance function that reflect the distance of a point from such line, by comparing it to the measurement of the distance of the projection of this point on a unit sphere to the intersection points of that line with the unit sphere. We justify that by bounding this distance function by the distance function of a point to a line. Then we prove that this distance function is indeed a ρ -distance and thus the result of Chapter 8 can be used in order to bound an optimal clustering among k -lines that intersect the origin. Say we sampled m' lines, in that way we get a linear time algorithm which provide a $O(\log(m'))$ -approximation for optimal projection on such m' -lines. Then we produce a coreset for projective clustering, by sampling such lines with our seeding algorithm, until the sum of distances of the data points from the lines is less than the sum of distances of the data points from the k j -dimensional subspaces, and bounds its size depending on an indicator of the data degree of clustering, which is not required to be known a-priori. In this paper we:

1. Prove a linear time $O(\log(k))$ -approximation of optimal k non-affine j -dimensional subspace of any data in \mathbb{R}^d .
2. Prove a coreset for any k non-affine j -dimensional subspaces received directly by sampling lines that intersect the origin (non-affine).

3. Provide extensive experimental results of our coresets method for a case of one j -dimensional subspace, i.e. a coreset for SVD versus and upon the Algorithm of [11] and provide its pseudo code.
4. Provide full open code.

2 K -line Clustering

In this section we define the algorithm k -LINE-MEANS++ for approximating a data set P of n points in \mathbb{R}^d by k lines that intersect the origin. The algorithm uses CLUSTERING++; See Algorithm 1, with a function $w : P \rightarrow [0, \infty)$ and the function f_ℓ as defined in Definition 5 below. The pseudocode of the algorithm is presented in Algorithm 2. We use this result in order to provide a linear time $O(\log k)$ -approximation to clustering over k j -subspaces; See Theorem 14.

Definition 1 Let $Q \subseteq P$. For every point $p \in P$ let $\pi(p, Q) \in \operatorname{argmin}_{q \in Q} f(p, q)$. We denote $f(p, Q) = f(p, \pi(p, Q))$.

Definition 2 (cost, opt and partition over a set) For an integer m let $[m] = \{1, \dots, m\}$. For a subset $X \subseteq P$ and a point $p \in P$, we denote $f(p, X) = \min_{x \in X} f(p, x)$ if $X \neq \emptyset$, and $f(p, \emptyset) = 1$ otherwise. Given a function $w : P \rightarrow (0, \infty)$, for every $G \subseteq P$ we define

$$\operatorname{cost}(G, w, X) := \sum_{p \in G} w(p) f(p, X).$$

For an integer $k \in [|G|]$, we define

$$\operatorname{opt}(G, w, k) := \min_{X^* \subseteq G, |X^*|=k} \operatorname{cost}(G, w, X^*).$$

Note that we denote $\operatorname{cost}(\cdot, \cdot) = \operatorname{cost}(\cdot, w, \cdot)$ and $\operatorname{opt}(\cdot, \cdot) = \operatorname{opt}(\cdot, w, \cdot)$ if w is clear from the context. A partition $\{P_1, \dots, P_k\}$ of P over a set $X = \{x_1, \dots, x_k\} \subseteq \mathbb{R}^d$ is the partition of P such that for every $i \in [k]$, $f(p, X) = f(p, x_i)$ for every $p \in P_i$.

A partition $\{P_1^*, \dots, P_k^*\}$ of P is optimal if there exists a subset $X^* \subseteq P$ where $|X^*| = k$, such that

$$\sum_{i=1}^k \operatorname{cost}(P_i^*, X^*) = \operatorname{opt}(P, k).$$

The set X^* is called a k -means of P .

Definition 3 For integers $k > 0$ and $j \in [d]$, we denote $\mathbb{S}(j)$ to be the union over every possible j -dimensional subspace.

Definition 4 Let $k > 0$ and $j \in [d]$ be integers and let $f_0 : P^2 \rightarrow [0, \infty)$ be a function, such that for every $p, q \in P$,

$$f_0(p, q) = \|p - q\|^2.$$

We denote,

$$\operatorname{cost}_0(P, Q) = \sum_{p \in P} w(p) \cdot f_0(p, \pi(p, Q)).$$

We denote,

$$\operatorname{opt}_0(P, k, j) = \inf_{\tilde{S} \subseteq \mathbb{S}(j), |\tilde{S}|=k} \operatorname{cost}_0(P, \tilde{S}).$$

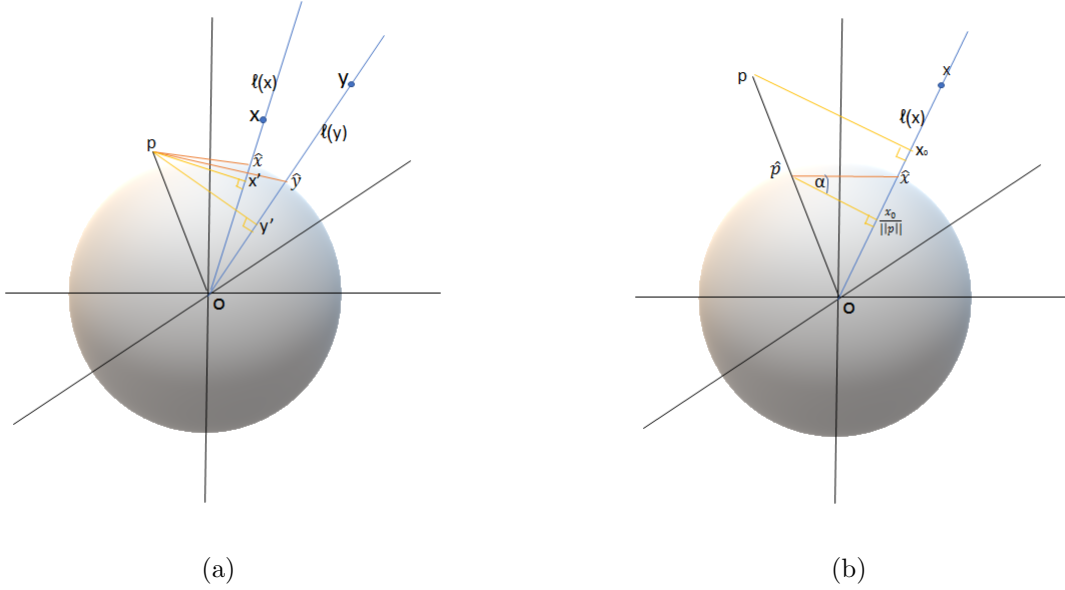


Figure 1: 1a An example that shows that if the distance between any point $p \in P$ and a line that intersects the origin $\ell(y)$, is greater than the distance between p and the line that intersects the origin $\ell(x)$, then the distance between p and \hat{y} is greater than the distance between p and \hat{x} . 1b Demonstration of the angle α between the red and yellow lines. As long as \hat{p} is closer to \hat{x} than to $-\hat{x}$, it holds that $0 \leq \alpha \leq \frac{\pi}{4}$.

Definition 5 For every $p \in P \setminus \{0\}$, let $\hat{p} = \frac{p}{\|p\|}$ and let $w : P \rightarrow [0, \infty)$ and $f_\ell : P^2 \rightarrow \mathbb{R}$ be functions, such that for every $p, q \in P$,

$$f_\ell(p, q) = \min\{\|\hat{p} - \hat{q}\|^2, \|\hat{p} + \hat{q}\|^2\}.$$

We denote,

$$\text{cost}_\ell(P, Q) = \sum_{p \in P} w(p) \cdot \|p\|^2 f_0(p, \pi(p, Q)).$$

And,

$$\text{opt}_\ell(P, k) = \inf_{\tilde{S} \subseteq \mathbb{S}(1), |\tilde{S}|=k} \text{cost}_\ell(P, \tilde{S}).$$

Lemma 6 Let $k \geq 1$ and $j \in [d]$ be integers and let $\mathbb{S}(j)$ be the union over every possible j -dimensional subspace in \mathbb{R}^d . Then, for every $S \subset \mathbb{S}(j)$ such that $|S| = k$ the following hold.

(i) For every $p \in \mathbb{R}^d$,

$$f_0(p, S) \leq \|p\|^2 f_\ell(p, S) \leq 2f_0(p, S). \quad (1)$$

(ii)

$$\text{cost}_0(P, S) \leq \text{cost}_\ell(P, S) \leq 2\text{cost}_0(P, S). \quad (2)$$

(iii)

$$\text{opt}_0(P, k, 1) \leq \text{opt}_\ell(P, k) \leq 2\text{opt}_0(P, k, 1). \quad (3)$$

Proof 7 (i) Let $p, x, y \in P$ and let o be the origin. For every $q \in P$ let $\ell(q)$ be the line that intersects the origin and q , and see Definition 5 for \hat{q} . We will first prove that if $f_0(p, \ell(x)) < f_0(p, \ell(y))$, then $f_\ell(p, x) < f_\ell(p, y)$.

Without loss of generality we assume that $\|\hat{p} - \hat{x}\| \leq \|\hat{p} + \hat{x}\|$, thus

$$\begin{aligned} f_\ell(p, x) &= \min \left\{ \|\hat{p} - \hat{x}\|^2, \|\hat{p} + \hat{x}\|^2 \right\} \\ &= \|\hat{p} - \hat{x}\|^2. \end{aligned} \quad (4)$$

Let y' be the point in $\ell(y)$ such that $f_0(p, y') = f_0(p, \ell(y))$ (projection) and let x' be the point in $\ell(x)$ such that $f_0(p, x') = f_0(p, \ell(x))$; See Figure 1a. Let β_x be the angle between $[o, p]$ and $[o, x]$ and let β_y be the angle between $[o, p]$ and $[o, y]$. Since $\|p - x'\|^2 = f_0(p, x') = f_0(p, \ell(x)) < f_0(p, \ell(y)) = f_0(p, y') = \|p - y'\|^2$ we have that also

$$\|p - x'\| < \|p - y'\|.$$

Thus,

$$\|p\| \sin(\beta_x) = \|p - x'\| \quad (5)$$

$$< \|p - y'\| \quad (6)$$

$$= \|p\| \sin(\beta_y), \quad (7)$$

thus $\frac{\pi}{2} \geq \beta_y > \beta_x \geq 0$ thus $\cos(\beta_y) < \cos(\beta_x)$. We have that

$$\begin{aligned} f_\ell(p, y) &\geq f_0(\hat{p}, \hat{y}) \\ &= \|\hat{p} - \hat{y}\|^2 \\ &= \|p\|^2 + \|\hat{y}\|^2 - 2\|p\| \|\hat{y}\| \cos(\beta_y) \end{aligned} \quad (8)$$

$$> \|p\|^2 + \|\hat{y}\|^2 - 2\|p\| \|\hat{y}\| \cos(\beta_x)$$

$$= \|p\|^2 + \|\hat{x}\|^2 - 2\|p\| \|\hat{x}\| \cos(\beta_x)$$

$$= \|\hat{p} - \hat{x}\|^2 \quad (9)$$

$$= f_0(\hat{p}, \hat{x})$$

$$= f_\ell(p, x), \quad (10)$$

where (8) and (9) holds bt the Law of cosines and (10) holds by (4). We then get that $f_0(p, \ell(x)) < f_0(p, \ell(y))$ yields $f_\ell(p, x) < f_\ell(p, y)$. For every subspace $S_1 \in S$, let $x_0 \in S_1$ such that $f_0(p, x_0) = f_0(p, S_1)$, and let $x_\ell \in S_1$ such that $f_\ell(p, x_\ell) = f_\ell(p, S_1)$. For every $x \in \mathbb{R}^d \setminus \{0\}$, let $\ell(x)$ be the line that intersects the origin and x ; See Figure 1b.

We prove that $x_0 \in \ell(x_\ell)$. Let us assume by contradiction that $x_0 \notin \ell(x_\ell)$. Thus, $f_0(p, \ell(x_0)) < f_0(p, \ell(x_\ell))$ and by (10) $f_\ell(p, x_0) < f_\ell(p, x_\ell)$, which contradicts the assumption $f_\ell(p, x_\ell) = f_\ell(p, S)$. Hence we conclude that $x_0 \in \ell(x_\ell)$.

Therefore,

$$\|\hat{p} - \hat{x}_0\|^2 = \min \left\{ \|\hat{p} - \hat{x}_\ell\|^2, \|\hat{p} + \hat{x}_\ell\|^2 \right\}. \quad (11)$$

Without loss of generality we assume that

$$\|\hat{p} - \hat{x}_\ell\|^2 \leq \|\hat{p} + \hat{x}_\ell\|^2. \quad (12)$$

Let α be the angle between $\hat{p} - \frac{x_0}{\|p\|}$ and $\hat{p} - \hat{x}_0$; See Figure 1b. Thus

$$\cos \alpha = \frac{\left\| \hat{p} - \frac{x_0}{\|p\|} \right\|}{\|\hat{p} - \hat{x}_0\|}.$$

From (12) $0 \leq \alpha \leq \frac{\pi}{4}$, so we have that $\frac{1}{2} \leq \cos^2 \alpha \leq 1$. Thus

$$\left\| \hat{p} - \frac{x_0}{\|p\|} \right\|^2 \leq \|\hat{p} - \hat{x}_0\|^2 \leq 2 \left\| \hat{p} - \frac{x_0}{\|p\|} \right\|^2.$$

Thus we get that

$$\|p - x_0\|^2 \leq \|p\|^2 \|\hat{p} - \hat{x}_0\|^2 \leq 2 \|p - x_0\|^2.$$

Plugging (11) in this yields,

$$\|p - x_0\|^2 \leq \|p\|^2 \min \left\{ \|\hat{p} - \hat{x}_\ell\|^2, \|\hat{p} + \hat{x}_\ell\|^2 \right\} \leq \|p + x_0\|^2.$$

We then have that,

$$f_0(p, x_0) \leq \|p\|^2 \cdot f_\ell(p, x_\ell) \leq 2f_0(p, x_0),$$

and since $x_\ell \in S_1$ and $x_0 \in S_1$ by Definition 3 we get that, $f_0(p, S_1) = f_0(p, x_0)$ and $f_\ell(p, S_1) = f_\ell(p, x_\ell)$. Finally, we obtain

$$f_0(p, S_1) \leq \|p\|^2 \cdot f_\ell(p, S_1) \leq 2f_0(p, S_1).$$

Let $S_0 \in S$ be a subspace such that $f_0(p, S_0) = f_0(p, S)$, and let $S_\ell \in S$ be a subspace such that $f_\ell(p, S_\ell) = f_\ell(p, S)$. We get that,

$$f_0(p, S) = f_0(p, S_0) \leq f_0(p, S_\ell) \leq \|p\|^2 \cdot f_\ell(p, S_\ell) = \|p\|^2 \cdot f_\ell(p, S),$$

and also,

$$\|p\|^2 \cdot f_\ell(p, S) = \|p\|^2 \cdot f_\ell(p, S_\ell) \leq \|p\|^2 \cdot f_\ell(p, S_0) \leq 2f_0(p, S_0) = 2f_0(p, S).$$

Hence,

$$f_0(p, S) \leq \|p\|^2 \cdot f_\ell(p, S) \leq 2f_0(p, S).$$

(ii) Summing (1) over every $p \in P$ and multiplying each side by a weight function $w : P \rightarrow [0, \infty)$ we get the result.

(iii) Let L_ℓ be a line such that $\text{opt}_\ell(P, k) = \text{cost}_\ell(P, L_\ell)$ and let L_0 be a line such that $\text{opt}_0(P, k, 1) = \text{cost}_0(P, L_0)$. From (i) we get that

$$\text{opt}_0(P, k, 1) = \text{cost}_0(P, L_0) \leq \text{cost}_0(P, L_\ell) \leq \text{cost}_\ell(P, L_\ell) \leq \text{opt}_\ell(P, k, 1).$$

Thus,

$$\text{opt}_0(P, k, 1) \leq \text{opt}_\ell(P, k). \quad (13)$$

Also we have,

$$\text{opt}_\ell(P, k) = \text{cost}_\ell(P, L_\ell) \leq 2\text{cost}_0(P, L_\ell) \leq 2\text{opt}_0(P, k, 1).$$

Thus,

$$\text{opt}_\ell(P, k) \leq 2\text{opt}_0(P, k, 1). \quad (14)$$

The result follows from (13) and (14).

Definition 8 (ρ -distance function) Let $\rho > 0$. A non-decreasing symmetric function $f : P^2 \rightarrow [0, \infty)$ is an ρ -distance in P if and only if for every $p', q, p \in P$.

$$f(q, p') \leq \rho(f(q, p) + f(p, p')). \quad (15)$$

Definition 9 ((ρ, ϕ, ψ) metric) Let (P, f) be a ρ -metric. For $\phi, \varepsilon > 0$, the pair (P, f) is a (ρ, ϕ, ψ) -metric if for every $x, y, z \in P$ we have

$$f(x, z) - f(y, z) \leq \phi f(x, y) + \psi f(x, z). \quad (16)$$

Lemma 10 (Lemma 6 of [27]) Let $g : [0, \infty) \rightarrow [0, \infty)$ be a monotonic non-decreasing function that satisfies the following (Log-Log Lipschitz) condition: there is $r > 0$ such that for every $x > 0$ and $\Delta > 1$ we have

$$g(\Delta x) \leq \Delta^r g(x). \quad (17)$$

Let (P, dist) be a metric space, and $f : P^2 \rightarrow [0, \infty)$ be a mapping from every $p, c \in P$ to $f(p, c) = f(\text{dist}(p, c))$. Then (P, f) is a (ρ, ϕ, ψ) -metric where

$$(i) \quad \rho = \max \{2^{r-1}, 1\},$$

$$(ii) \quad \phi = \left(\frac{r-1}{\psi}\right)^{r-1} \text{ and } \psi \in (0, r-1), \text{ if } r > 1, \text{ and}$$

$$(iii) \quad \phi = 1 \text{ and } \psi = 0, \text{ if } r \leq 1.$$

Lemma 11 The function f_ℓ is 8-distance function in P ; See Definitions 8 and 5.

Proof 12 Let $p, q, y \in P$. Without loss of generality we assume that $\|p\| \geq \|q\|$. Since for $\tilde{f}_0(x) = x^2$ we have that $\tilde{f}_0(\Delta x) \leq \Delta^2 \tilde{f}_0(x)$, from Lemma 10 we get that f_0 is 2-distance function in P , see Definition 8. By Lemma 6 we have

$$\begin{aligned} \|p\|^2 f_\ell(p, q) &\leq 2f_0(p, q) \\ &\leq 4f_0(p, y) + 4f_0(y, q) \\ &\leq 4f_0(p, y) + 4f_0(q, y) \\ &\leq 8\|p\|^2 f_\ell(p, y) + 8\|q\|^2 f_\ell(q, y) \\ &\leq 8\|p\|^2 f_\ell(p, y) + 8\|p\|^2 f_\ell(q, y). \end{aligned}$$

Thus f_ℓ is 8-distance in P .

Algorithm 1: CLUSTERING++(P, w, X, t, f); see Theorem 13

Input : A finite set $P \subseteq \mathbb{R}^d$, a function $w : P \rightarrow [0, \infty)$, a subset $X \subseteq P$, an integer $t \in [0, |P| - |X|]$ and a function $f : P^2 \rightarrow [0, \infty)$

1 . Output: $Y \subseteq P$, where $|Y| = |X| + t$.

2 $Y := X$

3 if $t \geq 1$ **then**

4 **for** $i := 1$ **to** t **do**

5 For every $p \in P$, $\text{pr}_i(p) = \frac{w(p)f(p,Y)}{\sum_{q \in P} w(Y)f(q,Y)}$ // $f(p, \emptyset) := 1$.

6 Pick a random point y_i from P , where $y_i = p$ with probability $\text{pr}_i(p)$ for every $p \in P$.

7 $Y := X \cup \{y_1, \dots, y_i\}$

8 return Y

Theorem 13 {Theorem 7 of [27]} Let P be a set of n points in \mathbb{R}^d and let $w : P \rightarrow [0, \infty)$ be a function. Let $\delta \in (0, 1]$ and let $f : P^2 \rightarrow [0, \infty)$ be a function over P . Let $k \geq 2$ be an integer, and Y be the output of a call to CLUSTERING++(P, w, \emptyset, k, f); See Algorithm 1. Then, with probability at least $1 - \delta$,

$$\text{cost}(P, Y) \leq \frac{8\rho^2}{\delta^2}(1 + \ln(k))\text{opt}(P, k).$$

Algorithm 2: k -LINE-MEANS++(P, w, X, t)

Input : A finite set P , a function $w : P \rightarrow [0, \infty)$, a subset $X \subseteq P$ and an integer $t \in [0, |P| - |X|]$.

Output: $Y \subseteq P$, where $|Y| = |X| + t$.

1 return CLUSTERING++(P, w, X, t, f_ℓ) // See Algorithm 1 and Definition 5

Theorem 14 (k -line-means' approximation) Let $k \geq 2$ be an integer and let $[Y, Y']$ be the output of a call to k -LINE-MEANS++(P, w, \emptyset, k); See Algorithm 2. Let L be a set such that for every $i \in [k]$, the i -th element of L is a line that intersect the origin and the i -th element of Y . Then, with probability at least $1 - \delta$,

$$\text{cost}_0(P, L) \leq \frac{1024}{\delta^2}(1 + \ln(k))\text{opt}_0(P, k, 1).$$

Moreover, L can be computed in $O(nkd)$ time.

Proof 15 By Lemma 11, f_ℓ is 8-distance function over P . Thus, since in this case $\rho = 8$, from Theorem 13 we have that $\text{cost}_\ell(P, L) \leq \frac{512}{\delta^2}(1 + \ln(k))\text{opt}_\ell(P, k)$. Since, by Lemma 6, $\text{cost}_0(P, L) \leq$

$\text{cost}_\ell(P, L)$ and $\text{opt}_\ell(P, k) \leq 2\text{opt}_0(P, k, 1)$, we have that with probability at least $1 - \delta$,

$$\begin{aligned} \text{cost}_0(P, L) &\leq \text{cost}_\ell(P, L) \\ &\leq \frac{512}{\delta^2}(1 + \ln(k))\text{opt}_\ell(P, k) \\ &\leq \frac{1024}{\delta^2}(1 + \ln(k))\text{opt}_0(P, k, 1). \end{aligned}$$

3 Coresets for projecting on k j -subspaces

In this subsection we use the former results in order to prove an ε -coreset (will be defined below) for projecting on k j -subspaces; See Theorem 20.

Lemma 16 (Lemma 4 of [27]) *Let (P, f) be a (ρ, ϕ, ψ) -metric. For every set $Z \subseteq P$ we have*

$$|f(x, Z) - f(y, Z)| \leq (\phi + \psi\rho)f(x, y) + \psi\rho \min\{f(x, Z), f(y, Z)\}.$$

Corollary 17 *Let $C, Q \subseteq P$ and let $f : P^2 \rightarrow [0, \infty)$ be a function that holds the conditions of Lemma 10 with every $r > 1$. Let $c \in \text{argmin}_{c' \in C} f(p, c')$. Let $\psi \in (0, r - 1)$. Then for every $p \in P$ the following holds.*

$$|f(p, Q) - f(c, Q)| \leq \left(\frac{r-1}{\psi}\right)^{r-1} + \psi \cdot 2^{r-1} \cdot f(p, C) + \psi \cdot 2^{r-1} \min\{f(p, Q), f(c, Q)\}. \quad (18)$$

Proof 18 *By plugging values guaranteed in Lemma 17 in Lemma 16 we get the required.*

Definition 19 *Let $\varepsilon > 0$. The set $C \subset \mathbb{R}^d$ is called an $(\varepsilon, \mathbb{S}(j))$ -coreset for X if for every $S \subseteq \mathbb{S}(j)$; See Definition 3, we have*

$$|\text{cost}_0(P, S) - \text{cost}_0(C, S)| \leq \varepsilon \cdot \text{cost}_0(P, S).$$

Theorem 20 (Coreset for non-affine Projective Clustering) *Let P be a set of n points in \mathbb{R}^d and let $w : P \rightarrow [0, \infty)$ be a function. Let $k \geq 2$ and $j \in [d]$ be integers, and let $\varepsilon > 0$, $\alpha \geq 1$ and $\psi \in (0, 1)$. Let $\tilde{C}, |\tilde{C}| = k$ be an α -approximation of $\text{opt}(P, k, j)$, i.e $\text{cost}_0(P, \tilde{C}, j) \leq \alpha \text{opt}_0(P, k, j)$. Let $[C, C']$ be the output of a call to k j -SUBSPACE-CORESET($P, w, \varepsilon \text{cost}_0(P, \tilde{C}, j)$); See Algorithm 3 and Definition 4. Then C' is an $\varepsilon', \mathbb{S}(j)$ -coreset for k clustering by j -dimensional subspaces of P , where*

$$\varepsilon' = \left(\frac{1}{\psi} + 2\psi\right)\varepsilon\alpha + 2\psi.$$

Moreover, C' has size $|C'| = O(m^ \log n)$ and can be computed in time $O(ndm^* \log n)$ where $m^* \in [n]$ is the smallest integer m such that $\text{opt}_0(P, m, 1) \leq \varepsilon\alpha \text{opt}_0(P, k, j)$.*

Algorithm 3: k j -SUBSPACE-CORESET(P, w, a)

Input : A finite set P , a function $w : P \rightarrow [0, \infty)$ and $a > 0$.
Output: A tuple of sets $[C, C']$ such that $C \subseteq P$ and $C'_{new} \subset \mathbb{R}^d$, such that $|C'_{new}| = |C|$

- 1 $C \leftarrow k$ -LINE-MEANS++($P, w, \emptyset, 1$) // See Algorithm 2
- 2 **while** $a \leq \text{cost}_0(P, C, 1)$ **do**
- 3 $C_{old} \leftarrow C$
- 4 $C = k$ -LINE-MEANS++($P, w, C_{old}, 1$)
- 5 $C' \leftarrow C$
- 6 Compute the partition $\{P_1, \dots, P_{|Y|}\}$ of P over C // See Definition 2
- 7 **for** every $i \in [|C|]$ **do**
- 8 $u \leftarrow 0$
- 9 **for** every $p \in P_i^*$ **do**
- 10 $u \leftarrow u + w(p)$
- 11 $c'_i \leftarrow u \cdot c_i$ // c_i is the i -th point of C
- 12 **return** $[C, C']$

Proof 21 For every $p \in P$ let $c_p = \text{argmin}_{f_0}(p, C)$. By Lemma 17 we have that for every $S \subseteq \mathbf{S}(j)$ such that $|S| = k$,

$$\begin{aligned} |\text{cost}_0(P, S) - \text{cost}_0(C', S)| &= \left| \sum_{p \in P} w(p) \cdot f_0(p, S) - \sum_{p \in P} w(p) \cdot f_0(c_p, S) \right| \\ &\leq \sum_{p \in P} w(p) \cdot |f_0(p, S) - f_0(c_p, S)| \end{aligned} \quad (19)$$

$$\leq \sum_{p \in P} w(p) \left(\left(\frac{1}{\psi} + 2\psi \right) f_0(p, C) + 2\psi \cdot w(p) f_0(p, S) \right) \quad (20)$$

$$\begin{aligned} &= \left(\frac{1}{\psi} + 2\psi \right) \sum_{p \in P} w(p) f_0(p, C) + 2\psi \sum_{p \in P} w(p) f_0(p, S) \\ &= \left(\frac{1}{\psi} + 2\psi \right) \text{cost}_0(P, C) + 2\psi \text{cost}_0(P, S), \end{aligned} \quad (21)$$

where (19) holds by the triangle inequality, (20) holds by plugging $r = 2$ in Corollary 17 which holds for f_0 since for $\tilde{f}_0(x) = x^2$ we have that $\tilde{f}_0(\Delta x) \leq \Delta^2 \tilde{f}_0(x)$. Since C is received by $|C'|$ iterations of k j -SUBSPACE-CORESET algorithm we have that,

$$\text{cost}_0(P, C) \leq \varepsilon \text{cost}_0(P, \tilde{C}, j) \quad (22)$$

$$\leq \varepsilon \alpha \text{opt}_0(P, k, j) \quad (23)$$

$$\leq \varepsilon \alpha \text{cost}_0(P, S), \quad (24)$$

where (22) holds by definition of \tilde{C} , (23) holds by the stop condition of the k j -SUBSPACE-CORESET;

See Algorithm 3. Plugging (24) in (21) yields,

$$\begin{aligned} |\text{cost}_0(P, S) - \text{cost}_0(C', S)| &\leq \left(\frac{1}{\psi} + 2\psi\right) \cdot \varepsilon\alpha\text{cost}_0(P, S) + 2\psi\text{cost}_0(P, S). \\ &\leq \left(\left(\frac{1}{\psi} + 2\psi\right) \cdot \varepsilon\alpha + 2\psi\right)\text{cost}_0(P, S). \end{aligned}$$

We have that

$$\begin{aligned} \text{cost}(P, C) &\leq \varepsilon\alpha\text{opt}(P, k, j) & (25) \\ &\leq \text{opt}(P, m^* - 1, 1), & (26) \end{aligned}$$

where (25) holds by Line 2 of Algorithm k j -SUBSPACE-CORESET, and (26) holds by definition of m^* . according to Theorem 11 of [6] such inequality holds for $|C| = O(m^* \log n)$ and in time of $O(ndm^* \log n)$.

4 Experimental Results

In this Section we complete the algorithm of [11] and use it as a coresets for j -subspace after our k -LINE-MEANS++ pre processing. First let us present the algorithm’s lemma and pseudo-code. We call it CNW algorithm.

Lemma 22 (LEMMA 11 OF [10]) *Let X be a finite set in \mathbb{R}^d and let $k \geq 1$ be an integer and let $\varepsilon \in (0, \frac{9}{10}]$. Let C be the output of a call to $\text{CNW}(X, k, \varepsilon)$; See Algorithm 4 and [11]. Then C is an $(\varepsilon, \mathbb{S}(j))$ -coreset for X and $|C| = \frac{k}{\varepsilon^2}$.*

We implemented Algorithm 4 and 5 Python 3.6 via the libraries Numpy and Scipy.sparse. We then run experimental results that we summarize in this section.

4.1 Off-line results

We use the following three datasets:

(i) Gyroscope data- Have been collected by [3] and can be found in [29]. The experiments have been carried out with a group of 30 volunteers within an age bracket of 19-48 years. Each person performed six activities (WALKING, WALKING UPSTAIRS, WALKING DOWNSTAIRS, SITTING, STANDING, LAYING) wearing a smartphone (Samsung Galaxy S II) on the waist. Using its embedded gyroscope, we captured 3-axial angular velocity at a constant rate of 50Hz. The experiments have been video-recorded to label the data manually. Data was collected from 7352 measurements, we took the first 1000 points. Each instance consists of measurements from 3 dimensions, x , y , z , each in a dimension of 128.

(ii) Same as (i) but for embedded accelerometer data (3-axial linear accelerations). Again, we took the first 1000 points.

(iii) MNIST test data, first 1000 images.

Algorithms. The algorithms we compared are Uniform sampling, CNW (Algorithm 4) and Algorithm 5. In all datasets we ran the experiments with $k = 5$ and $k = 10$.

Algorithm 4: CNW(P, k, ε)

Input : $P \subset \mathbb{R}^d$ where $|P| = \ell$, an integer $k \geq 1$ and $\varepsilon \in [0, \frac{1}{2}]$
Output: $C \subset \mathbb{R}^d$ where $|C| = \frac{k}{\varepsilon^2}$

- 1 $\mathbf{UDV}^T \leftarrow$ The SVD of \mathbf{P} // \mathbf{P} is a $|P| \times d$ matrix in which for every $i \in |P|$, the i -th row is the i -th point of P
- 2 $\mathbf{Q} \leftarrow \mathbf{U}_{*,1:k} \mathbf{D}_{1:k,1:k} \mathbf{V}_{*,1:k}^T$
- 3 $\mathbf{Z} \leftarrow \tilde{\mathbf{V}}_{*,1:2k}$ (*)
- 4 $\mathbf{A}_2 \leftarrow \frac{\sqrt{k}}{\|\mathbf{P}^T - \mathbf{Q}\|_F} \cdot (\mathbf{P} - \mathbf{Z}\mathbf{Z}^T\mathbf{P})$
- 5 $\mathbf{A} \leftarrow \mathbf{A}_2|\mathbf{Z}$
- 6 $\mathbf{X}_u \leftarrow k\mathbf{I}$
- 7 $\mathbf{X}_\ell \leftarrow -k\mathbf{I}$
- 8 $\delta_u \leftarrow \varepsilon + 2\varepsilon^2$
- 9 $\delta_\ell \leftarrow \varepsilon - 2\varepsilon^2$
- 10 $\mathbf{r} \leftarrow 0^{\ell \times 1}$
- 11 $\mathbf{Z} \leftarrow 0^{d \times d}$
- 12 **for every** $i \in [\lceil \frac{k}{\varepsilon^2} \rceil]$ **do**
- 13 $\mathbf{X}_u \leftarrow \mathbf{X}_u + \delta_u \mathbf{A}^T \mathbf{A}$
- 14 $\mathbf{X}_\ell \leftarrow \mathbf{X}_\ell + \delta_\ell \mathbf{A}^T \mathbf{A}$
- 15 $\mathbf{M}_\ell \leftarrow (\mathbf{Z} - \mathbf{X}_\ell)^{-1}$
- 16 $\mathbf{M}_u \leftarrow (\mathbf{X}_u - \mathbf{Z})^{-1}$
- 17 $\mathbf{N}_\ell \leftarrow \mathbf{A} \mathbf{M}_\ell \mathbf{A}^T$
- 18 $\mathbf{N}_u \leftarrow \mathbf{A} \mathbf{M}_u \mathbf{A}^T$
- 19 $\mathbf{L} \leftarrow \frac{\mathbf{N}_\ell^2}{\delta_\ell \cdot \text{tr}(\mathbf{N}_\ell^2)} - \mathbf{N}_\ell$
- 20 $\mathbf{U} \leftarrow \frac{\mathbf{N}_u^2}{\delta_u \cdot \text{tr}(\mathbf{N}_u^2)} - \mathbf{N}_u$
- 21 $j \leftarrow \text{argmax}(\text{Diag}(\mathbf{L}) - \text{Diag}(\mathbf{U}))$
- 22 $r_j \leftarrow r_j + \frac{1}{\mathbf{U}_{jj}}$
- 23 $\mathbf{a} \leftarrow \mathbf{A}_{j,*}$
- 24 $\mathbf{Z} \leftarrow \mathbf{Z} + r_j \mathbf{a} \mathbf{a}^T$
- 25 $C = \{r_i q_i | r_i \neq 0\}_{i=1}^\ell$
- 26 **return** C
- 27 (*) $\tilde{\mathbf{V}}_{*,1:2k}$ is $\mathbf{V}_{*,1:2k}$ or any other $\mathbf{V}_{*,1:2k}$ approximation matrix that holds $\|\mathbf{P} - \mathbf{Z}\mathbf{Z}^T\mathbf{P}\|_2^2 \leq 2\|\mathbf{P}^T - \mathbf{Q}\|_2^2$ and $\|\mathbf{P} - \mathbf{Z}\mathbf{Z}^T\mathbf{P}\|_2^2 \leq \frac{2}{k}\|\mathbf{P}^T - \mathbf{Q}\|_F^2$

Algorithm 5: k j -SUBSPACE FIXED-SIZE CORESET($P, w, k, \varepsilon, \text{opt}_0(P, k, j)$)

Input : $P \subset \mathbb{R}^d$ where $|P| = \ell$, $w : P \rightarrow [0, \infty)$, an integer $k \geq 1$, $\varepsilon \in (0, 1]$ and $\text{opt}_0(P, k, j)$; See Definition 3
Output: $C \subset \mathbb{R}^d$ where $|C| = \lceil \frac{4k}{\varepsilon^2} \rceil$

- 1 $[Q, \cdot] = k$ j -SUBSPACE-CORESET($P, w, \frac{\varepsilon}{2} \text{opt}_0(P, k, j)$) // See Algorithm 3
- 2 $C = \text{CNW}(Q, k, \frac{\varepsilon}{2})$ // See Algorithm 4
- 3 **return** C

Hardware. A desktop, with an Intel i7-6850K CPU @ 3.60GHZ 64GB RAM.

Results. We ran those algorithms on those six datasets with different sizes of coresets, between 1000 to 7000, and compared the received error. The error we determined was calculated by the formula $\frac{|\|A-AV_A V_A^T\|^2 - \|A-AV_C V_C^T\|^2|}{\|A-AV_A V_A^T\|^2}$, where A is the original data matrix, V_A is the optimal subspace received by SVD on A , and V_C is the optimal subspace received by SVD on the received coreset. Results of gyroscope data are presented in Figure 2 and results of accelerometer data are presented in Figure 3.

Discussion. One can notice in Figures 2 and 3 the significant differences between the two SVD algorithm than uniform sampling. Relating to times, there is significant difference between our algorithm to CNW. For MNIST; See Figure 4, indeed CNW get less error, but also there one should consider to use ours when taking times into account.

4.2 Big Data Results

Wikipedia Dataset We created a document-term matrix of Wikipedia (parsed enwiki-latest-pages-articles.xml.bz2 from [2]), i.e. sparse matrix with 4624611 rows and 100k columns where each cell (i, j) equals the value of how many appearances the word number j has in article number i . We use a standard dictionary of the 100k most common words in Wikipedia found in [1].

Our tree system Our system separates the n points of the data into chunks of a desired size of coreset, called m . It uses consecutive chunks of the data, merge each pair of them, and uses a desired algorithm in order to reduce their dimensionality to a half. The process is described well in [15]. The result is a top coreset of the whole data. We built such a system. We used 14 floors for our system, thus divided the $n=4624611$ points used into 32768 chunks where each chunk, including the top one, is in a size of 141.

Johnson-Lindenstrauss transform In order to accelerate the process, one can apply on it a Johnson-Lindenstrauss (JL; see [21]) transform within the blocks. In our case, we multiplied this each chunk from the BOW matrix by a randomized matrix of $100K$ rows and d columns, and got a dense matrix of n rows as the leaf size and d columns where equals to $k \cdot \log(n) = k \cdot 6$, since analytically proven well-bounded JL transform matrix is of a constant times of $\ln(n)$ (see [21]) and indeed $\lceil \ln(141) \rceil = 6$.

Algorithms. Same as in Subsection 4.1, the algorithms we compared are Uniform sampling, CNW; See Algorithm 4 and Algorithm 5.

Hardware. Same as in Subsection 4.1

Results. We compare the error received for the different algorithms. We show the results in Figure 5 in x -logarithmic scale since the floors' sizes differ multiplicatively. For every floor, we

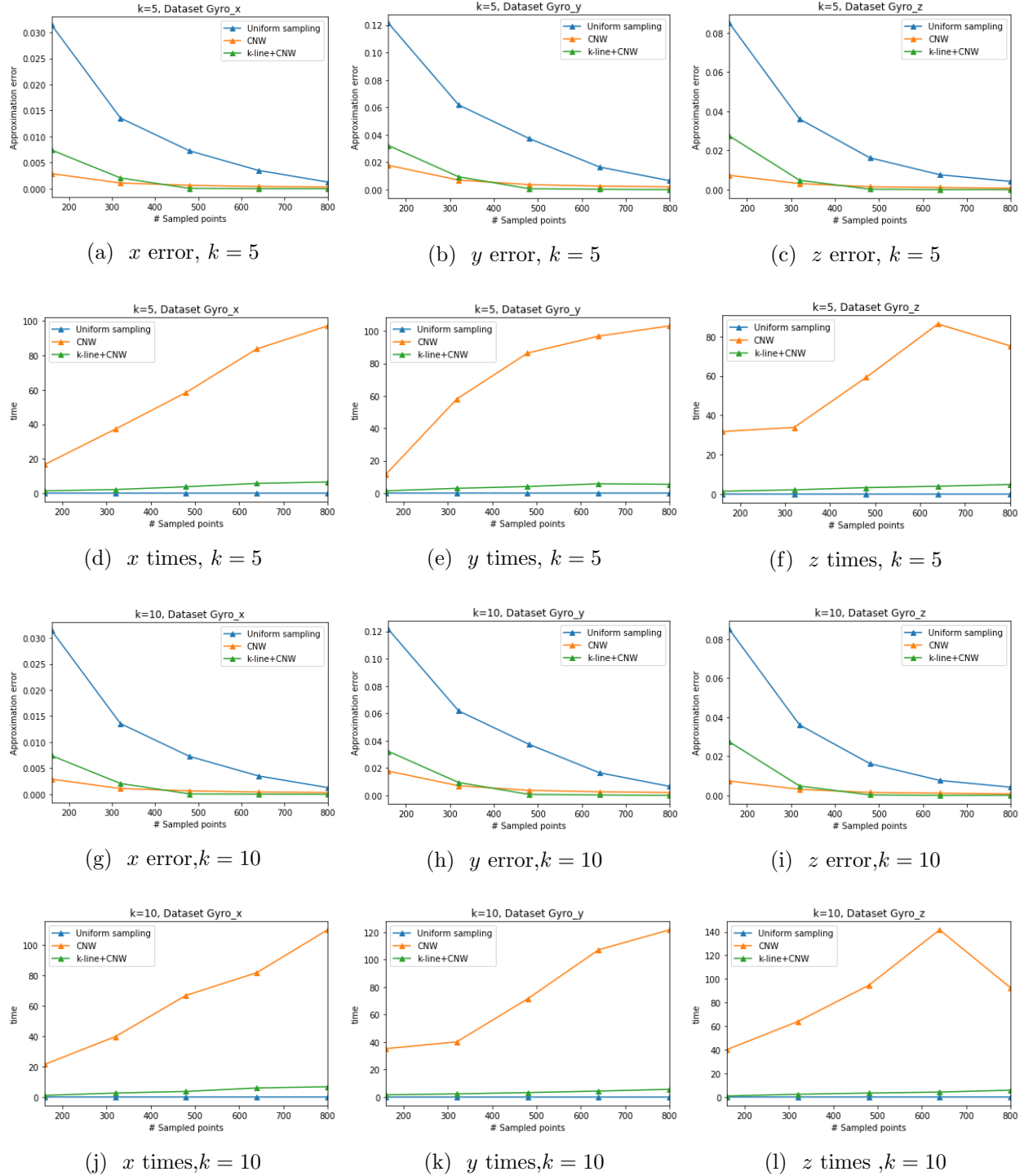


Figure 2: Result of the experiments that are described in Subsection 4.1 on gyroscope data for the three sampling algorithms: uniform, CNW(Algorithm 4) and Algorithm 5.

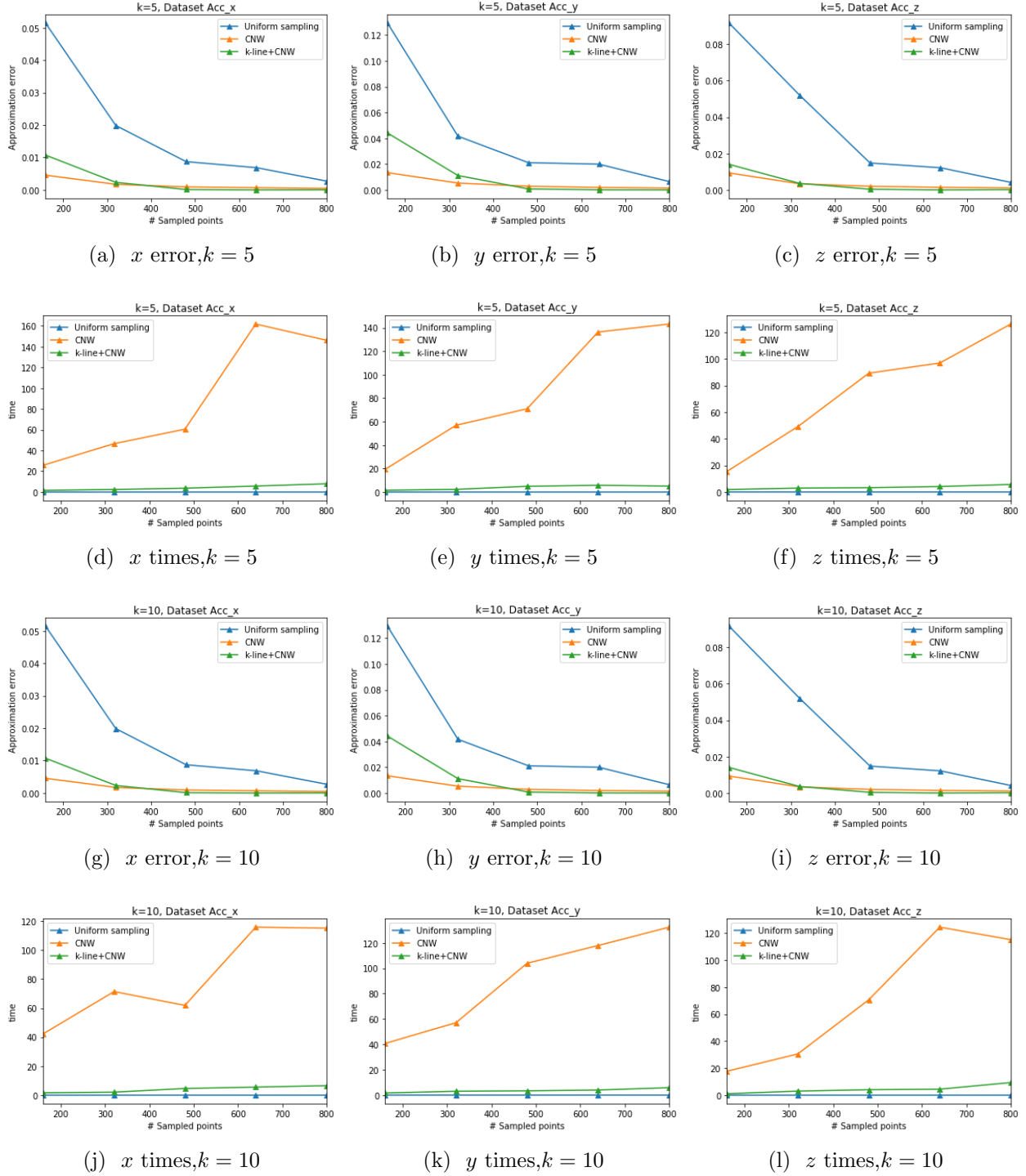


Figure 3: Result of the experiments that are described in Subsection 4.1 on accelerometer data for the three sampling algorithms: uniform, CNW(Algorithm 4) and Algorithm 5.

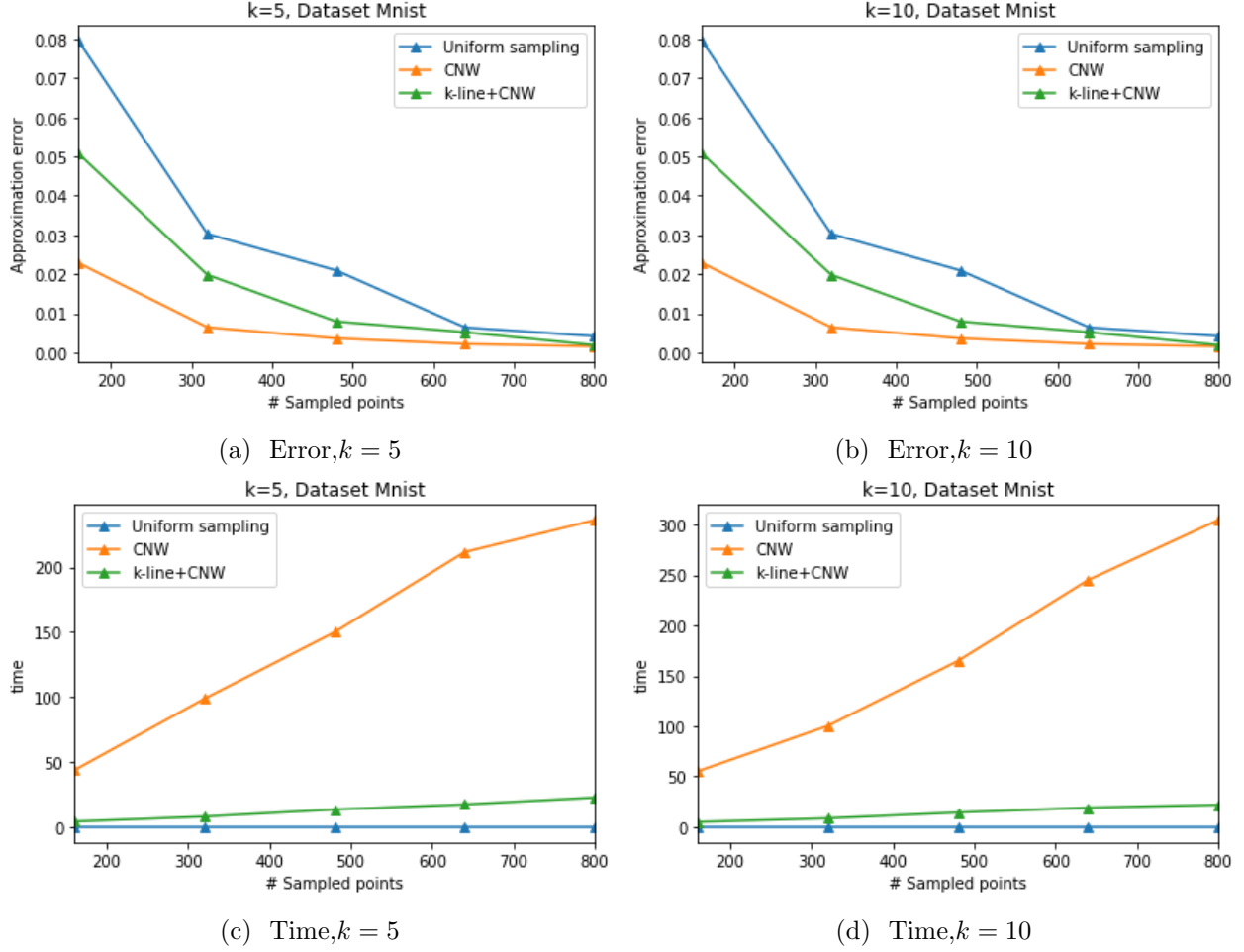


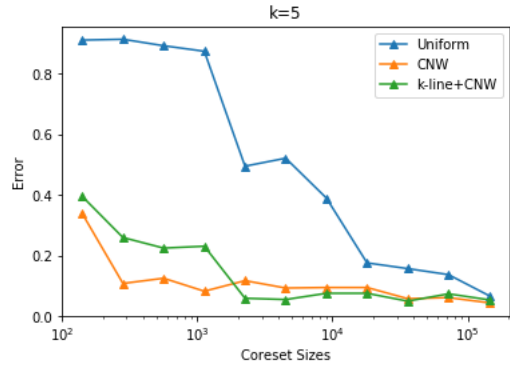
Figure 4: Result of the experiments that are described in Subsection 4.1 on MNIST data for the three sampling algorithms: uniform, CNW(Algorithm 4) and Algorithm 5.

concatenated the leaves of the floor and measured the error between this subset to the original data. The error we determined was calculated by the formula

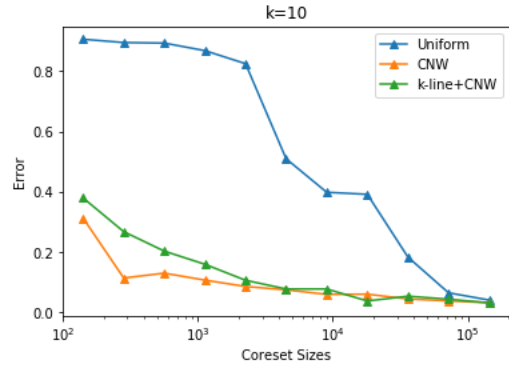
$$\frac{\|A - AV_C^T V_C\|^2 - \|A - AV_A^T V_A\|^2}{\|A - AV_A^T V_A\|}$$

, where A is the original data matrix, V_A received by SVD on A , and V_C received by SVD on the data concatenated in the desired floor. Also here we ran with both $k = 5$ and $k = 10$.

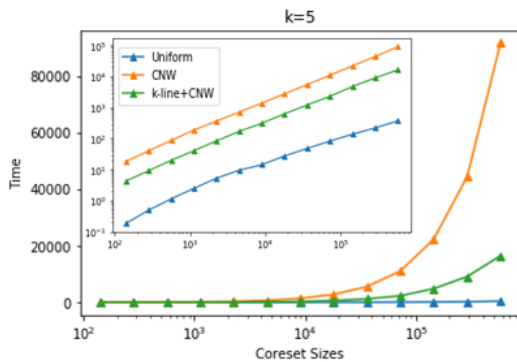
Discussion. One can notice in Figures 5 the significant error differences between Uniform sampling, and the coreset techniques. Relating times, one should see from 5c and 5d that our algorithm is executed in an order of magnitude faster than CNW.



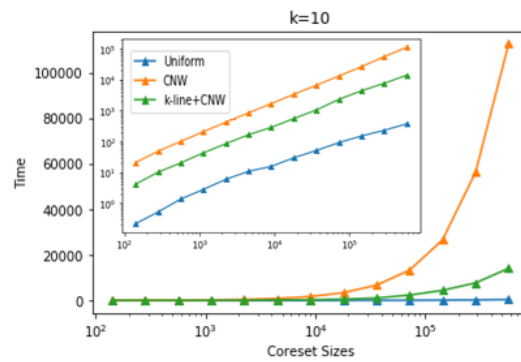
(a) Error , $k = 5$



(b) Error , $k = 10$



(c) Times, $k = 5$



(d) Times, $k = 10$

Figure 5: Result of the experiments that are described in Subsection 4.2 on Wikipedia data for the three sampling algorithms: uniform, uniform, CNW(Algorithm 4) and Algorithm 5. Time units are [sec]. Small figures within 5c and 5d are same results as the large and y -logged.

References

- [1] <https://gist.github.com/h3xx/1976236>, 2012. 14
- [2] <https://dumps.wikimedia.org/enwiki/latest/>, 2019. 14
- [3] D. Anguita, A. Ghio, L. Oneto, X. Parra, and J. L. Reyes-Ortiz. A public domain dataset for human activity recognition using smartphones. In *Esann*, 2013. 12
- [4] D. Arthur and S. Vassilvitskii. k-means++: The advantages of careful seeding. In *Proceedings of the eighteenth annual ACM-SIAM symposium on Discrete algorithms*, pages 1027–1035. Society for Industrial and Applied Mathematics, 2007. 1
- [5] J. Batson, D. A. Spielman, and N. Srivastava. Twice-ramanujan sparsifiers. *SIAM Journal on Computing*, 41(6):1704–1721, 2012. 3
- [6] A. Bhattacharya and R. Jaiswal. On the k-means/median cost function. *arXiv preprint arXiv:1704.05232*, 2017. 12

- [7] V. Braverman, D. Feldman, and H. Lang. New frameworks for offline and streaming coresets constructions. *arXiv preprint arXiv:1612.00889*, 2016. 1
- [8] K. L. Clarkson and D. P. Woodruff. Numerical linear algebra in the streaming model. In *Proceedings of the forty-first annual ACM symposium on Theory of computing*, pages 205–214. ACM, 2009. 2
- [9] K. L. Clarkson and D. P. Woodruff. Low-rank approximation and regression in input sparsity time. *Journal of the ACM (JACM)*, 63(6):54, 2017. 2
- [10] M. B. Cohen, S. Elder, C. Musco, C. Musco, and M. Persu. Dimensionality reduction for k-means clustering and low rank approximation. In *Proceedings of the Forty-Seventh Annual ACM on Symposium on Theory of Computing*, pages 163–172. ACM, 2015. 12
- [11] M. B. Cohen, J. Nelson, and D. P. Woodruff. Optimal approximate matrix product in terms of stable rank. *arXiv preprint arXiv:1507.02268*, 2015. 3, 4, 12
- [12] A. Deshpande and L. Rademacher. Efficient volume sampling for row/column subset selection. In *2010 IEEE 51st Annual Symposium on Foundations of Computer Science*, pages 329–338. IEEE, 2010. 2
- [13] A. Deshpande, M. Tulsiani, and N. K. Vishnoi. Algorithms and hardness for subspace approximation. In *Proceedings of the twenty-second annual ACM-SIAM symposium on Discrete Algorithms*, pages 482–496. Society for Industrial and Applied Mathematics, 2011. 2
- [14] A. Deshpande and S. Vempala. Adaptive sampling and fast low-rank matrix approximation. In *Approximation, Randomization, and Combinatorial Optimization. Algorithms and Techniques*, pages 292–303. Springer, 2006. 2
- [15] D. Feldman, M. Monemizadeh, C. Sohler, and D. P. Woodruff. Coresets and sketches for high dimensional subspace approximation problems. In *Proceedings of the twenty-first annual ACM-SIAM symposium on Discrete Algorithms*, pages 630–649. Society for Industrial and Applied Mathematics, 2010. 2, 14
- [16] D. Feldman, M. Schmidt, and C. Sohler. Turning big data into tiny data: Constant-size coresets for k-means, pca and projective clustering. In *Proceedings of the Twenty-Fourth Annual ACM-SIAM Symposium on Discrete Algorithms*, pages 1434–1453. SIAM, 2013. 3
- [17] D. Feldman, M. Volkov, and D. Rus. Dimensionality reduction of massive sparse datasets using coresets. In *Advances in Neural Information Processing Systems*, pages 2766–2774, 2016. 2
- [18] G. Golub and W. Kahan. Calculating the singular values and pseudo-inverse of a matrix. *Journal of the Society for Industrial and Applied Mathematics, Series B: Numerical Analysis*, 2(2):205–224, 1965. 2
- [19] G. H. Golub and C. Reinsch. Singular value decomposition and least squares solutions. In *Linear Algebra*, pages 134–151. Springer, 1971. 2
- [20] N. Halko, P.-G. Martinsson, and J. A. Tropp. Finding structure with randomness: Probabilistic algorithms for constructing approximate matrix decompositions. *SIAM review*, 53(2):217–288, 2011. 2

- [21] W. B. Johnson and J. Lindenstrauss. Extensions of lipschitz mappings into a hilbert space. *Contemporary mathematics*, 26(189-206):1, 1984. 14
- [22] S. Lloyd. Least squares quantization in pcm. *IEEE transactions on information theory*, 28(2):129–137, 1982. 1
- [23] M. W. Mahoney et al. Randomized algorithms for matrices and data. *Foundations and Trends® in Machine Learning*, 3(2):123–224, 2011. 2
- [24] N. H. Nguyen, T. T. Do, and T. D. Tran. A fast and efficient algorithm for low-rank approximation of a matrix. In *Proceedings of the forty-first annual ACM symposium on Theory of computing*, pages 215–224. ACM, 2009. 2
- [25] T. Sarlos. Improved approximation algorithms for large matrices via random projections. In *2006 47th Annual IEEE Symposium on Foundations of Computer Science (FOCS'06)*, pages 143–152. IEEE, 2006. 2
- [26] N. D. Shyamalkumar and K. Varadarajan. Efficient subspace approximation algorithms. *Discrete & Computational Geometry*, 47(1):44–63, 2012. 2
- [27] A. Statman, L. Rozenberg, and D. Feldman. k-means+++ : Outliers-resistant clustering. 2020. 1, 8, 9, 10
- [28] G. W. Stewart. On the early history of the singular value decomposition. *SIAM review*, 35(4):551–566, 1993. 2
- [29] UCI. <https://archive.ics.uci.edu/ml/datasets/human+activity+recognition+using+smartphones>. 12