

How long does it take to implement a projective measurement?

Philipp Strasberg¹, Kavan Modi², and Michalis Skotiniotis¹

¹*Física Teòrica: Informació i Fenòmens Quàntics, Departament de Física,
Universitat Autònoma de Barcelona, 08193 Bellaterra (Barcelona), Spain and*

²*School of Physics and Astronomy, Monash University, Clayton, Victoria 3800, Australia*
(Dated: June 7, 2022)

According to the Schrödinger equation, a closed quantum system evolves continuously in time. If it is subject to a measurement however, its state changes randomly and discontinuously, which is mathematically described by the projection postulate. But how long does it take for this discontinuous change to occur? Based on simple estimates, whose validity rests solely on the fact that all fundamental forces in nature are finite-ranged, we show that the implementation of a quantum measurement requires a minimum time. This time scales proportionally with the diameter of the quantum mechanical object, on which the measured observable acts non-trivially, with the proportionality constant being around 10^{-5} s/m. We confirm our bound by comparison with experimentally reported measurement times for different platforms. We give a pedagogical exposition of our argumentation introducing along the way modern concepts such as ancilla-based measurements, the quantum speed limit, and Lieb-Robinson velocity bounds.

I. INTRODUCTION

The process of measurement in quantum theory is radically different as compared to any other physical theory.^{1,2} Upon observing a quantum mechanical system its state randomly and *discontinuously* changes into an eigenstate of the corresponding observable. It is this unpredictable change that most students have trouble coming to terms with as there is no analogue in classical mechanics. Indeed, the measurement or projection postulate remains a highly active area of research³ and is at the heart of interpretational issues concerning quantum theory.⁴ For instance, within the commonly taught Copenhagen interpretation of quantum mechanics, this change is epitomized by the “collapse” of the wave function.

Since quantum mechanics was conceived for the microworld, a naturally arising question is which postulates can be carried over to the macroworld. Here, we explain that the time to *implement* a measurement is necessarily finite. For macroscopic observables, this time can be much longer than the time scales of intrinsic quantum mechanical processes of the object itself, posing severe practical challenges for the application of the projection postulate. As we will explain, the minimum measurement time for a quantum mechanical observable that acts non-trivially on a physical system of size d is

$$t_{\min} \geq \frac{d}{v} \quad \text{with} \quad v = 10^5 \frac{\text{m}}{\text{s}}, \quad (1)$$

in good agreement with state-of-the-art experiments. Thus, the larger the measured object the longer it takes to measure it, highlighting that the discontinuity in the measurement postulate has to be taken *cum grano salis* (with a grain of salt). Importantly, our conclusions hold independently of the reader’s preferred interpretation of quantum theory.

We derive Eq. (1) armed with nothing more than quantum theory itself and the fact that all forces in na-

ture are finite-ranged. Our line of reasoning makes use of three important tools which are absent from most standard quantum mechanics curricula; *ancilla-assisted measurements*, which will help us to mathematically formulate the process of measurement in terms of the more familiar unitary evolution postulate of quantum theory, *quantum speed limits* which tell us that evolution in a Hilbert space takes finite time, and Lieb-Robinson bounds which limit the speed of propagation of information in space. We start with a pedagogical exposition of these techniques in Sec. II, which find applications in a wide range of problems, such as quantum sensing, metrology, and quantum thermodynamics, and form an active area of current research. We then employ these results to establish a lower bound on the time it takes to measure a macroscopic object of size d in Sec. III. There we also provide a back-of-the-envelope comparison of our bound with experimentally reported measurement times in quantum systems. We summarise and conclude in Sec. IV.

II. REVIEW OF PERTINENT CONCEPTS

We start in Sec. IIA with a brief review of the mathematical postulates of quantum *theory* followed in Sec. IIB with a discussion about an important mathematical tool referred to as ancilla-assisted measurements. Whereas these first two sections are free from any physical considerations, we introduce physical constraints in the remaining three sections. These include energy constraints on the minimal evolution time of a quantum system (quantum speed limits, Sec. IIC), constraints on the form of the admissible Hamiltonians, which have to be local due to the finite range of all fundamental forces (Sec. IID), and constraints on the speed at which information can propagate in locally interacting objects (Lieb-Robinson bounds, Sec. IIE). We call the framework that results from supplementing the mathematical postulates of quantum theory with phys-

ical constraints quantum *physics*.

A. The mathematical postulates of quantum theory

For our purposes it suffices to consider the mathematical formalism of quantum theory as it applies to closed systems. The state of such a system is described by a vector $|\psi\rangle \in \mathcal{H}$ in a Hilbert space \mathcal{H} or, more generally, by a positive-definite operator of unit trace, ρ , the *density matrix*. The closed-system evolution of such a system is described by a unitary operator, $U_t : \mathcal{H} \rightarrow \mathcal{H}$, with $U_t U_t^\dagger = U_t^\dagger U_t = \mathbb{1}$, the identity matrix, and t the time. Measurements of an observable $R = \sum_{r=1}^n \lambda_r \Pi(r)$ are described by sets of projection operators $\{\Pi(r)\}$, with r labeling the possible measurement outcomes (assumed to be discrete for simplicity), satisfying the conditions $\Pi(r)\Pi(s) = \delta_{r,s}\Pi(r)$ ($\delta_{r,s}$ the usual Kronecker delta) and $\sum_r \Pi(r) = \mathbb{1}$. The probability of obtaining a given outcome, r , is given by Born's rule, $p(r) = \text{tr}\{\Pi(r)\rho\}$. Upon obtaining the outcome r , the *post-measurement* state of the system changes to

$$\rho(r) = \frac{\Pi(r) \rho \Pi(r)}{p(r)}. \quad (2)$$

Finally, the state space of a composite system, made out of N constituents whose Hilbert spaces are \mathcal{H}_i , $i \in (1, \dots, N)$, is given by the tensor product $\mathcal{H} = \mathcal{H}_1 \otimes \mathcal{H}_2 \otimes \dots \otimes \mathcal{H}_N := \bigotimes_{i=1}^N \mathcal{H}_i$.

We assume that the time evolution of all objects in our discussion, including macroscopic ones, are described by Schrödinger's equation. Consequently, we also model the interaction between an isolated quantum system and any object which one could potentially regard as measurement apparatus (including a human brain) by a unitary operator. This unitary entangles the system with the apparatus without either experiencing wavefunction collapse as per Everett's "many-worlds" interpretation.⁵ We now review these *ancilla-based* measurement schemes which form part of the standard toolkit of quantum measurement theory.⁶⁻⁹

B. Ancilla-based measurements

The measurement postulate, Eq. (2), cannot follow from unitary time-evolution alone as it is a non-linear transformation with respect to the input state ρ (recall that the probability $p(r)$ depends on ρ too). Remarkably, the *average* or *unconditional* post-measurement state

$$\rho' = \sum_r p(r) \rho(r) = \sum_r \Pi(r) \rho \Pi(r), \quad (3)$$

can be derived based solely on the Schrödinger equation if one includes the measurement *apparatus* in the description. However, since a complete quantum descrip-

tion of a measurement apparatus is in general too complicated, its action is abstracted by using an auxiliary quantum system called an *ancilla* in the following. The use of an ancilla corresponds to a minimal theoretical description of the process, which contains all essential features to understand it. In present-day experiments, these abstract ancillae can indeed be realized and controlled using either physically distinct quantum systems (electrons, photons, *etc.*) or even additional degrees of freedom of the same physical system, such as the motional degrees of freedom of the quantum system, or higher electronic (energy) eigenstates. In the following, we focus on the minimum time required to implement Eq. (3) because this implies that also Eq. (2) takes the same amount of time, at least for one result r .

To be specific we label quantities belonging to our actual system of interest by a subscript S in the following, whereas we use a subscript A for the ancilla. Mathematically the system-ancilla composite is described by the Hilbert space $\mathcal{H}_S \otimes \mathcal{H}_A$ and we assume that their joint initial state is decorrelated: $\rho_{SA} = \rho_S \otimes \rho_A$. To implement a measurement of a system observable R_S with n different outcomes, we assume that the experimentalist can engineer an interaction between S and A resulting in the unitary operator

$$U_{SA} = \sum_{r=1}^n \Pi_S(r) \otimes \sum_{x=1}^n |x+r-1\rangle_A \langle x|. \quad (4)$$

Here, $\{|x\rangle_A, x \in (1, \dots, n)\}$ denotes an arbitrary basis in the ancilla Hilbert space and we interpret $x+r-1$ modulo n whenever $x+r-1 > n$. It is easy to check that U_{SA} is unitary.

We further assume that the experimentalist can also prepare the ancilla in the initial state $\rho_A = |0\rangle_A \langle 0|$. If it is justified to ignore any other dynamics, for instance, by implementing the unitary of Eq. (4) fast enough, the system-ancilla state after the interaction becomes $\rho'_{SA} = U_{SA} \rho_{SA} U_{SA}^\dagger$. Taking the partial trace of the latter with respect to the ancilla one then recovers Eq. (3) which corresponds to the post-measurement state before learning which measurement outcome r has occurred, in equations $\rho'_S = \text{tr}_A \{\rho'_{SA}\}$. The latter information can be obtained by measuring, for example, the observable $X_A = \sum_{x=1}^n x |x\rangle_A \langle x|$ on the state of the ancilla. Upon obtaining the outcome $x = r$, the state of the system equals that of Eq. (2). Of course, this raises the question how the measurement of the ancilla is implemented at the end, which could be explained by another ancilla, entailing an infinite regression or hierarchy of measurements.² However, as stressed before, we are only interested in the implementation of Eq. (3), which is independent of the final readout of the ancilla. Therefore, our focus will be on the implementation time of the unitary in Eq. (4) after which the ancilla is correlated with the system in such a way that its reduced state contains all the information necessary to reconstruct the measurement statistics. An example of how such an ancilla-assisted strategy can be used to per-

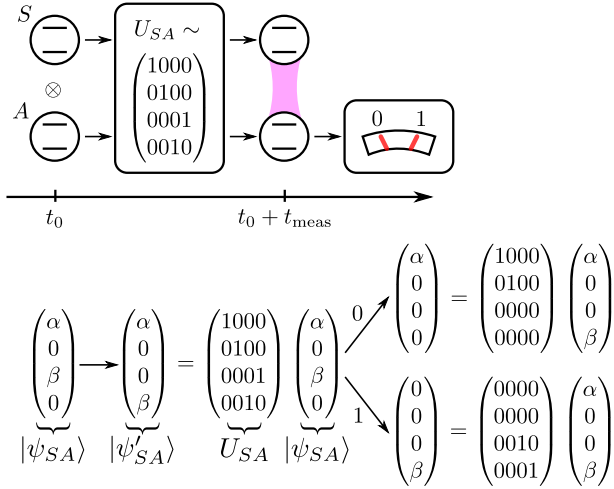


FIG. 1. An ancilla-based strategy for implementing the projective measurement $\{\Pi_S(0) = |0\rangle_S\langle 0|, \Pi_S(1) = |1\rangle_S\langle 1|\}$ (equivalently implementing a measurement of the observable, $\sigma^{(z)} = |1\rangle\langle 1| - |0\rangle\langle 0|$). The system is a two-level system initially in state $|\psi\rangle = \alpha|0\rangle + \beta|1\rangle$, where $\alpha, \beta \in \mathbb{C}$ with $|\alpha|^2 + |\beta|^2 = 1$. The ancilla is also a two-level system initially prepared in state $|0\rangle$. They interact via the Hamiltonian $H_{SA} = \frac{\hbar g}{2} [|0\rangle_S\langle 0| \otimes \mathbf{1}_A + |1\rangle_S\langle 1| \otimes (\mathbf{1} + \sigma^{(x)})_A]$ (with $\sigma^{(x)} = |0\rangle\langle 1| + |1\rangle\langle 0|$) and evolve unitarily for a time $t = \pi/g$. Up to a global phase this implements the transformation $U_{SA} |\psi\rangle_{SA} = \alpha|00\rangle_{SA} + \beta|11\rangle_{SA}$. Measuring the ancilla with the projective measurement $\{\Pi_A(0) = |0\rangle_A\langle 0|, \Pi_A(1) = |1\rangle_A\langle 1|\}$, we obtain $r = 0$ with probability $p(0) = |\alpha|^2$ and $r = 1$ with probability $p(1) = |\beta|^2$. The corresponding post-measurement states of the system are $|0\rangle$ and $|1\rangle$, respectively. Vectors and matrices shown in the figure are with respect to the ordered basis $\{|00\rangle_{SA}, |01\rangle_{SA}, |10\rangle_{SA}, |11\rangle_{SA}\}$.

form a projective measurement on a two-level system is shown in Fig. 1.

Before we proceed, we remark that measurements in quantum mechanics are not always described by the projection postulate, Eqs. (2) or (3). An example is the *detection* of particles or photons. This measurement certainly reveals information about the state of the system *before* the measurement, but afterwards the system no longer ‘exists’ in the sense considered here. Mathematically, it turns out that such a state change can be captured by generalizing Eq. (3) to $\rho' = \sum_r K_r \rho K_r^\dagger$.^{6–9} Here, the operators K_r only need to satisfy the completeness relation $\sum_r K_r^\dagger K_r = \mathbf{1}$, but otherwise they are arbitrary (in particular, they do not need to be projectors). For simplicity in the presentation, we decide to focus only on Eq. (3) here. However, the treatment of the general case parallels our argumentation because it turns out that the map $\rho' = \sum_r K_r \rho K_r^\dagger$ can be also implemented by a suitable unitary evolution in a joint system-ancilla space.

C. Quantum speed limits

So far, our exposition was based purely on mathematical considerations. Quantum physics starts to emerge by a set of *correspondence rules* that assign dynamical variables, such as position, momentum, *etc.*, to Hermitian (or self-adjoint) operators.¹⁰

For instance, unitary time evolution can always be written as (which formally follows from Stone’s theorem)

$$U_t = \exp\left(-i\frac{H}{\hbar}t\right), \quad (5)$$

where H is some Hermitian operator and \hbar the reduced Planck constant. In quantum theory, any Hermitian operator can generate unitary evolution. In quantum physics, on the other hand, unitary evolution is determined by the systems Hamiltonian through Schrödinger’s equation. The crucial distinction between quantum theory and quantum physics is that not every Hermitian operator corresponds to a physical Hamiltonian. We shall define precisely what we mean by a physical Hamiltonian shortly. Presently, we are interested in how fast we can implement unitary evolution given a Hermitian operator H .

The *quantum speed limit* quantifies the minimum time required for a system, initially in state $|\psi\rangle$, to evolve to an orthogonal state, $|\psi_\perp\rangle$, under the unitary evolution of Eq. (5).^{11,12} Given a Hermitian operator H , the quantum speed limit provides a lower bound to the evolution time as

$$t \geq \tau_{\text{qsl}} = \max\left\{\frac{\hbar\pi}{2\Delta E}, \frac{\hbar\pi}{2(\langle H \rangle - E_0)}\right\}. \quad (6)$$

Here, $\Delta E = \sqrt{\langle H^2 \rangle - \langle H \rangle^2}$ is the standard deviation of the energy with expectation value $\langle H \rangle = \langle \psi | H | \psi \rangle$, and E_0 is the energy of the ground state. The term $\hbar\pi/2\Delta E$ is due to Mandelstam and Tamm,¹¹ whereas the term $\hbar\pi/2(\langle H \rangle - E_0)$ is due to Margolus and Levitin.¹²

It is worth pausing for a moment to reflect on the motivation behind the Mandelstam and Tamm bound discovered in 1945. Shortly after Heisenberg postulated his famous uncertainty principle of position and momentum, an analogous time-energy uncertainty relations was postulated based on dimensional arguments. While the position-momentum uncertainty relation was formally derived, the time-energy uncertainty relation was difficult to derive as time is not an observable. Mandelstam and Tamm resolved this issue with their bound giving the time-energy uncertainty relation firm mathematical footing. This simple relation between time and energy is now an integral part of a quantum theorist’s toolkit.¹³

By way of example, let us compute the quantum speed limit for any ancilla-based measurement of a binary observable, R_S , on the system. In this case it suffices to consider a two-dimensional ancilla for its implementation. Denote by $\{|0\rangle_A, |1\rangle_A\}$ the orthonormal

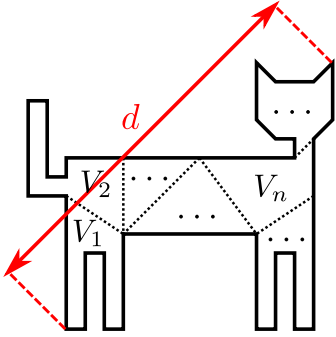


FIG. 2. A macroscopic object of (rough) diameter d split into a set of non-overlapping volumes V_i .

basis states of the ancilla and assume it is initially prepared in the state $|0\rangle_A$. The unitary of Eq. (4) can be implemented by the following system-ancilla Hamiltonian (see also Fig. 1)

$$H_{SA} = \frac{\hbar g}{2} \left[|0\rangle_S \langle 0| \otimes \mathbf{1}_A + |1\rangle_S \langle 1| \otimes (\mathbf{1} + \sigma^{(x)})_A \right], \quad (7)$$

with $\sigma^{(x)}$, $\sigma^{(y)}$ and $\sigma^{(z)}$ the standard Pauli matrices. If H_{SA} is “switched on” for a time $t = \pi/g$ we obtain $U_{SA} = |0\rangle_S \langle 0| \otimes \mathbf{1}_A + |1\rangle_S \langle 1| \otimes \sigma_A^x$ as desired.

Now let us determine the minimum time according to the quantum speed limit. Note that we have $E_0 = 0$ for the Hamiltonian in Eq. (7). If the system-plus-ancilla are originally in the state $|00\rangle_{SA}$, then $U_{SA} |00\rangle_{SA} = |00\rangle_{SA}$ and there is no quantum speed limit to apply. However, if our system-plus-ancilla state is $|10\rangle_{SA}$, then we find that both bounds in Eq. (6) coincide, giving rise to

$$\tau_{\text{qsl}} = \frac{\hbar\pi}{2\Delta E_{SA}} = \frac{\hbar\pi}{2\langle 10|H_{SA}|10\rangle} = \frac{\pi}{g}. \quad (8)$$

Thus, the interaction Hamiltonian of Eq. (7) is the quickest way of implementing the ancilla-based measurement; any other interaction Hamiltonian would require equal or longer time.

D. The inverse square law and locality of interactions

The fact that not every Hermitian operator corresponds to a physical Hamiltonian arises from the fact that physical systems are subject to further constraints. For instance, in closed systems energy, momentum, *etc.*, are conserved quantities. Moreover, for macroscopic physical systems, composed out of a large number of particles with non-zero rest mass (such as electrons, nuclei, atoms, or molecules), the dominant interactions are mediated via the Coulomb force. The latter gives rise to a set of physical Hamiltonians which describe locally-interacting systems as we now explain.

Let H_S be the Hamiltonian associated to a physical system occupying a space-like volume, V , of diameter

d (following the spherical-cow tradition in theoretical physics we characterize the size of the object by its diameter only). To explain the notion of *interacting* and *local* we split V into an arbitrary set $\{V_i\}$ of non-overlapping volumes V_i (i.e., $V_i \cap V_j = \emptyset$ if $i \neq j$, see Fig. 2). To each such volume we assign a Hilbert space, \mathcal{H}_i , such that the Hilbert space of the entire system is $\mathcal{H}_S = \bigotimes_i \mathcal{H}_i$. We can now split the Hamiltonian into a sum involving a local and interacting part,

$$H_S = H_{\text{loc}} + H_{\text{int}}, \quad (9)$$

where $H_{\text{loc}} = \sum_i H_i$ contains all the local Hamiltonians— H_i acting non-trivially only on \mathcal{H}_i —and $H_{\text{int}} = \sum_{i \neq j} J_{ij}$ describes the pair-wise interactions between volumes V_i and V_j . The assumption of pair-wise interactions is ultimately justified by the fact that the Coulomb force is a two-body interaction. We define a *locally interacting* physical system if the following two conditions are satisfied:

- (i) Each V_i interacts at least with one other V_j . Here, by interaction we mean that $[H_i, J_{ij}] \neq 0$.
- (ii) For all i, j the strength of the interaction is inversely proportional to the distance, d_{ij} , between the two locations. If V_i and V_j have themselves a non-negligible diameter, d_{ij} can be defined as an average or minimal distance.

The first condition allows the transfer of energy and information through the physical system, which we assume to avoid trivial situations (e.g., objects composed out of non-interacting parts). The second condition arises from the fact that all fundamental forces in nature are finite-ranged and decrease with increasing distance. Together, conditions (i) and (ii) above set the constraints on the set of physically admissible Hamiltonians.

To give a specific example, we present a simple model of such a physical system made out of interacting spins on a one-dimensional lattice as shown in Fig. 3. The simplest interaction one can conceive of is that of nearest-neighbour interactions: each spin interacts only with the spins adjacent to it. Whilst being a strong simplification, we note that models restricted to nearest-neighbour interactions can qualitatively describe many phenomena in condensed matter physics^{14–16}. The reason is that nearest-neighbour interactions often play the most dominant role. In Fig. 3, for example, we depict the Ising model whose Hamiltonian

$$H_{\text{Ising}} = h \sum_{i=1}^N \sigma_i^{(z)} + g \sum_{i=1}^{N-1} \sigma_i^{(x)} \sigma_{i+1}^{(x)} \quad (10)$$

describes N interacting spins in an external magnetic field, h , and with spin-spin interaction strength, g .

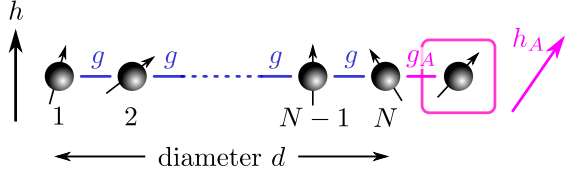


FIG. 3. Sketch of a chain of N interacting spins coupled to an ancilla spin (spin in the pink box on the right). The spins in the chain interact via a nearest-neighbour interaction of coupling strength, g , and are influenced by an external magnetic field, h . The diameter, d , of the object is indicated as the length of the chain. To implement the ancilla-based measurement protocol of Sec. II B, we imagine an external ancilla spin put into contact with the chain. The local magnetic field h_A , as well as the local coupling g_A to the N th spin of the chain can be externally controlled.

E. Finite size systems and the Lieb-Robinson bound

The objects we are here interested in are composed out of a very large number of locally interacting particles with non-zero rest mass (this includes, e.g., electrons, nuclei, atoms, or molecules, but excludes the treatment of, e.g., noninteracting photons). To define a *macroscopic* object we estimate the size of each constituent by invoking the equipartition theorem. The latter states that the kinetic energy of a single particle at temperature T is of the order $mv^2 \approx k_B T$, where m is the mass of the particle, v its velocity, and k_B is Boltzmann's constant. By identifying the particle's momentum via $mv = h/\lambda_{\text{th}}$ with $h = 2\pi\hbar$, we obtain the *thermal de Broglie wavelength* $\lambda_{\text{th}} = h/\sqrt{mk_B T}$ of a single particle. For example, a single hydrogen atom at room temperature has $\lambda_{\text{th}} \approx 100$ nm. According to this reasoning, a physical system is macroscopic if $d \gg \lambda_{\text{th}}$. This crude estimate is sufficient for our purposes, for a more detailed discussion of “macroscopicity” see Ref.¹⁷.

Moreover, we are interested in observing *global* properties of such systems. For example, in Schrödinger's cat *gedanken* experiment we measure the whole cat, not just its tail, in order to determine its state of well-being. The corresponding elements of such global dynamical variables correspond to observables, R , that are highly non-local, i.e., they act non-trivially on the entire macroscopic object.

Following Sec. II B, the goal is now to engineer a suitable interaction between the system and a measuring device—the ancilla—such that the unitary of Eq. (4) ensues. After suitably choosing the initial ancilla state, this gives rise to the post measurement state of Eq. (3) as desired. Recalling Eq. (7), the most straightforward way seems to be a system-ancilla Hamiltonian of the form

$$H_{SA} = \sum_r \Pi_S(r) \otimes H_A(r) \quad (11)$$

with suitably chosen ancilla Hamiltonians $\{H_A(r)\}$.

However, for highly non-local observables this implies that the projectors $\Pi_S(r)$ act non-trivially on a large part of the system. It follows that the Hamiltonian of Eq. (11) is unphysical in that it does not belong to the class of Hermitian operators corresponding to locally-interacting physical systems.

Realistic Hamiltonians have to take into account that the measuring device can only interact locally with the system. Returning to the example of the Ising model from Eq. (10), a more physical system-ancilla interaction Hamiltonian is

$$H_{SA} = H_{\text{Ising}} + h_A \sigma_A^{(z)} + g_A \sigma_N^{(x)} \sigma_A^{(x)}, \quad (12)$$

where we assumed—for illustrative purposes—that the ancilla is represented by a single spin coupled to the N th spin of the Ising chain from Eq. (10) (see Fig. 3).

One may wonder whether there is actually any chance at all to implement the unitary of Eq. (4) based on the limited amount of control offered by Eq. (12). Insights into this question are offered by Zassenhaus' formula (see Appendix A), a special case of the more general *Baker-Campbell-Hausdorff formula*. Despite being a challenging theoretical and experimental task, we assume for the remainder of this work that local interactions are sufficient to generate the required unitary in Eq. (4).

As locally-interacting Hamiltonians satisfy conditions (i) and (ii), information cannot travel arbitrarily fast through the physical system, even if we neglect relativistic considerations. A local perturbation needs time before it can influence a different region in space. This idea can be formalized as follows. Let A_i, A_j be two observables acting on the Hilbert spaces $\mathcal{H}_i, \mathcal{H}_j$ corresponding to two particles a distance d apart. If the interaction between sites i and j is finite ranged, then the Lieb-Robinson bound¹⁸ states

$$\|[A_j(t), A_i]\| \leq C \exp[-a(v_I t - d)], \quad (13)$$

where $A_i(t) = e^{itH/\hbar} A_i e^{-itH/\hbar}$ with H the locally interacting Hamiltonian and $a \geq 0$ and $C \geq 0$ are suitable constants. Here, $\|\cdot\|$ is a suitable operator norm measuring the “size” or “significance” of the term on the left hand side of Eq. (13). Furthermore, $v_I \geq 0$ is known as the *Lieb-Robinson velocity*, where we use the subscript I to emphasize that this determines the speed by which *information* can travel through the system.

In our case, H includes the system-ancilla interaction as well as the Hamiltonian of the isolated system itself. Due to the Lieb-Robinson bound, excitations can travel through a locally interacting object only with a finite (perhaps averaged in case of a non-homogenous object) velocity v_I (see Fig. 4). In particular, for an excitation to travel through an object of diameter d , it takes a time

$$\tau = \frac{d}{v_I}. \quad (14)$$

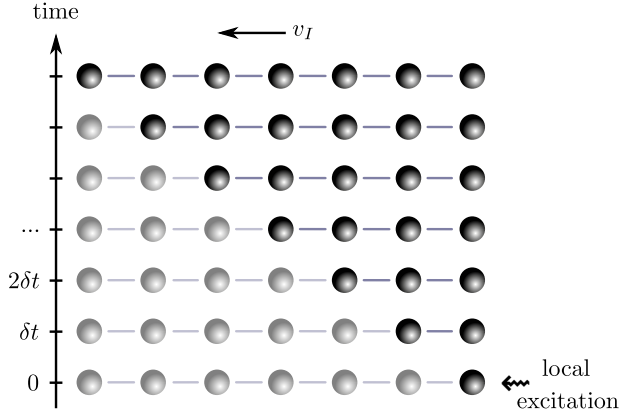


FIG. 4. Illustration of the Lieb-Robinson bound. Consider the Ising model from Eq. (10) prepared initially in its ground state (shaded balls). Suppose now that we locally perturb one end of the chain (dark ball and wiggly arrow). How long does it take until the other end of the chain “feels” an influence of this perturbation? Computing this time exactly is quite challenging, but it is easy to understand from the structure of Eq. (10) that this must take a *finite* time. For this purpose assume that we discretize time into small steps δt such that the unitary time evolution operator can be approximated as $e^{-iH_{\text{Ising}}\delta t/\hbar} \approx I - iH_{\text{Ising}}\delta t/\hbar$. Now, recall that H_{Ising} is local and contains only nearest-neighbor interactions. Thus, in the first time step the excited spin on the right of the chain can only influence its nearest neighbor to the left (now also sketched as a dark ball). In the next time step, this neighbor can again influence only its nearest left neighbor, and so on and so forth until the excitation reaches the leftmost spin. In our example the time taken is $t = 6\delta t$. If one takes the ratio of the distance traveled by the excitation, which here equals the diameter of the object, and this time one obtains the finite velocity v_I .

Like the quantum speed limit, the Lieb-Robinson bound also has a rich history and plays an integral role as a toolkit in modern quantum science.¹⁹

III. PROJECTIVE MEASUREMENT TIMES OF FINITE-SIZE SYSTEMS

We now have everything we need in order to show that projective measurements on finite-size systems take a finite amount of time. To ensure that our arguments are fundamentally valid for all physical systems (irrespective of size), we do not impose any restrictions on the degrees of freedom of the measurement apparatus. In particular, we allow that some technologically advanced “alien civilization” is in possession of a fully controllable, fault-tolerant, large scale quantum computer allowing arbitrary pre- and post-processing of arbitrarily many ancillae. However, what has to be respected is that the unitary of Eq. (4) is implemented by a locally-interacting Hamiltonian.

Two strategies exist for measuring the nonlocal observable, R_S , of an object with diameter d ; either we

perform a single local measurement by coupling only one ancilla to some part of the system, or we perform many local measurements using several ancillae coupled to the macroscopic system at different locations.

For the first strategy it is sufficient to consider the one-dimensional situation depicted in Fig. 3. Computing the quantum speed limit, given in Eq. (6), now gives us a minimum time that varies inversely proportional to the system-ancilla coupling strength, g_A . If the interaction is electrostatic, then $g_A = u_{\text{Coulomb}}/\hbar$ with the Coulomb potential

$$u_{\text{Coulomb}} = k_e \frac{q_S q_A}{r_{SA}}. \quad (15)$$

Here, $k_e \approx 9 \cdot 10^9 \text{ Nm}^2/\text{C}^2$ is the Coulomb constant and r_{SA} is the distance between the system with charge q_S and the ancilla with charge q_A . Our simple model specific result, Eq. (8), suggests that the quantum speed limit scales like $\tau_{\text{sql}} \approx \pi/g_A$. Equating this with the minimum measurement time, $t_{\text{min}} = \tau_{\text{sql}}$, we can write the bound more conveniently as

$$t_{\text{min}} = \frac{r_{SA}}{v_E} \quad \text{with} \quad v_E = \frac{\hbar\pi}{k_e q_S q_A}. \quad (16)$$

Above, we have added the subscript E to emphasize that this speed comes from *energetic* considerations.

Assuming a single elementary charge, $q_S = q_A = 1.6 \cdot 10^{-19} \text{ C}$ (e.g., the ancilla is a single electron, which we let precisely interact with one electron of the system), Eq. (15) gives

$$t_{\text{min}} = \frac{r_{SA}}{v_E} \quad \text{with} \quad v_E \approx 10^5 \frac{\text{m}}{\text{s}}. \quad (17)$$

If the distance between the system and apparatus is $r_{SA} = 10^{-10} \text{ m}$ —of the order of the size of a hydrogen atom—then we obtain a minimum measurement time of 1 fs. Remarkably, this order of magnitude fits surprisingly well cutting-edge technological standards based on ultrashort laser pulses, used in femtochemistry, to study single chemical reactions in real time.²⁰ Higher time resolutions are possible using, e.g., free electron lasers, but they destroy the system such that the post-measurement state can no longer be described by Eq. (2).

Let us now consider a macroscopic object of diameter $d = 1 \text{ m}$ with an ancilla attached to one end of it. Putting $r_{SA} = 1 \text{ m}$ in Eq. (17) results in a minimum measurement time of $t_{\text{min}} \approx 10^{-5} \text{ s}$ and corresponds to an ability to resolve processes in the low-frequency radio wave regime, much slower than the timescale many quantum mechanical processes evolve at (e.g., the time scale of chemical reactions in a cat). In turn, this also gives us an optimistic estimate of the Lieb-Robinson velocity, $v_I \approx 100,000 \text{ m/s}$: one order of magnitude larger than the speed of sound in very stiff materials such as diamond. Finally, note that for a macroscopic object the distance r_{SA} between the ancilla and the farthest

end of the object roughly equals the diameter of the object, i.e., $d \approx r_{SA}$. Thus, Eq. (17) directly implies our central result (1).

Can we improve the situation by coupling several ancillae at different locations on the macroscopic system? Afterwards, one could imagine that clever post-processing of the ancillae gives rise to a faster measurement. For one- and two-dimensional systems this strategy may in fact be possible since one could couple ancillae to every part of this object. However, the world around us is three-dimensional and three-dimensional systems are typically dominated by their bulk or volume properties. If it is only possible to couple ancillae to the surface of the object, then the Lieb-Robinson velocity sets a minimum time needed for some information about the interior of the object to influence the ancilla. Taking our above estimate for the Lieb-Robinson velocity, the minimum time based on Eq. (14) is

$$t_{\min} = \frac{d}{v_I} \quad \text{with} \quad v_I \approx 10^5 \frac{\text{m}}{\text{s}}. \quad (18)$$

In contrast to Eq. (17), the minimum measurement time is here bounded by the speed with which *information* can travel through the system. Even though this estimate is independent of the quantum speed limit, both estimates agree and are in unison with Eq. (1).

While we have focused on electromagnetic interactions, our results are general. Even if we could use strong nuclear forces for the system-ancilla interaction, which allow for the measurement of a small object on a yoctosecond time-scale (10^{-24} s), the measurement time for a macroscopic object would still be determined by the Lieb-Robinson velocity since the strength of the nuclear forces decays very quickly to zero with increasing distance. Thus, our bound on the time it takes to measure a *macroscopic* quantum object remains unaffected even if it turns out that a quantum measurement of a single microscopic system can be implemented extremely fast. Furthermore, even if we consider the speed of light for the Lieb-Robinson velocity, i.e., $v_I = c$, the time needed for an excitation to travel a distance of $d = 1$ m would be $\frac{1}{3}10^{-8}$ s. This implies an ability to resolve instantaneously processes involving energy differences of 300 MHz (in the low microwave regime). Once more, it is impossible to justify applying an instantaneous projective measurement postulate at this time-scale.

In Fig. 5 we compare our main result, the minimum measurement time given in Eq. (1) (blue line in Fig. 5), with various state-of-the-art experimental platforms^{21–27} (black dots with reference number in Fig. 5; details are presented in Appendix B). We emphasize that the derivation of our bound is based on assuming that macroscopic systems are composed of many locally interacting particles, so we do not necessarily expect our bound to hold for a single electron or atom. Nevertheless, as we see in Fig. 5, our bound is never violated.

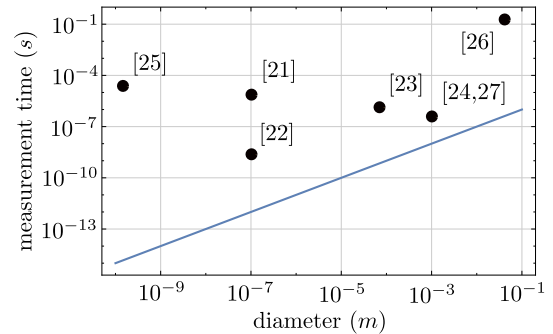


FIG. 5. Log-log-plot of the measurement times over the diameter of the measured object. The black dots are experimental data (with the attached number indicating the reference in the bibliography), the blue line is our lower bound.

IV. DISCUSSION

We have illustrated how basic physical concepts (in particular, the locality of interactions), which are absent from the axioms of quantum theory, can be fruitfully used to learn more about those very axioms. In particular, we found that a basic postulate of quantum theory, the instantaneous implementation of a projective measurement, is not applicable to macroscopic objects as soon as one takes into account physical considerations. Based on intuitive physical reasoning, we derived a lower bound, Eq. (1), in agreement with experimental reality. By shedding some light on the abstract measurement postulate from a physical perspective, we hope it appears less confusing for students. At least we showed that, in trying to make sense of the measurement postulate, it is possible to introduce many modern and multi-faceted techniques of quantum theory.

The present insights might have also consequences on the *philosophical* questions raised by the ingenious thought experiments of Schrödinger,^{28,29} Wigner,³⁰ and others.^{31–35} This is because in the mathematical description of these thought experiments cats, or human observers, are often modelled as two-level systems which may be subjected to instantaneous measurements in any basis. Whilst these assumptions are compatible *in principle* with quantum theory, our analysis shows that they are incompatible with our actual physical world.

It further remains an open question how tight our bound actually is. However, our bound is likely to be rather generous and real macroscopic quantum measurements are likely to take even longer. This is because we only took into consideration the time required for the information to be transferred from the system to the ancillae, and do not account for the time taken to process the information in the ancillae.

Finally, our results are of importance for the ongoing endeavor to realize macroscopic quantum states of matter in practice. Even if we can create such states the important question remains whether, and how, we can *detect* them. In this context it is worth pointing out the

related studies,^{36–38} which raised similar doubts from a somewhat different perspective than ours. Finally, it is interesting to note that our results complement those of Ref.³⁹ demonstrating that ideal projective measurements require infinite resources: if infinitely strong interactions are possible, the lower bound set by the quantum speed limit predicts $t_{\min} = 0$.

Acknowledgements. This research has received financial support from the DFG (project STR 1505/2-1),

the Spanish MINECO FIS2016-80681-P (AEI-FEDER, UE), Spanish MICINN PCI2019-111869-2, the Spanish Agencia Estatal de Investigación, project PID2019-107609GB-I00, the Generalitat de Catalunya CIRIT 2017-SGR-1127, the Secretaria d’Universitats i Recerca del Departament d’Empresa i Coneixement de la Generalitat de Catalunya, project ref. 001-P-001644(QuantumCat), the QuantERA grant C’MON-QSENS!, and the Australian Research Council Future Fellowship FT160100073.

- ¹ E. P. Wigner, “The Problem of Measurement,” *Am. J. Phys.* **31**, 6 (1963).
- ² J. Bell, “Against ‘measurement’,” *Phys. World* **3**, 33 (1990).
- ³ F. Pokorny, C. Zhang, G. Higgins, A. Cabello, M. Kleinmann, and M. Hennrich, “Tracking the Dynamics of an Ideal Quantum Measurement,” *Phys. Rev. Lett.* **124**, 080401 (2020).
- ⁴ A. Cabello, “What is Quantum Information?” (Cambridge University Press, Cambridge, 2017) Chap. Interpretations of Quantum Theory: A Map of Madness, pp. 138–144.
- ⁵ H. Everett, “‘Relative State’ Formulation of Quantum Mechanics,” *Rev. Mod. Phys.* **29**, 454–462 (1957).
- ⁶ A. S. Holevo, *Statistical Structure of Quantum Theory* (Springer-Verlag, Berlin Heidelberg, 2001).
- ⁷ D. D’Alessandro, *Introduction to Quantum Control and Dynamics* (Chapman & Hall/CRC, London, 2007).
- ⁸ H. M. Wiseman and G. J. Milburn, *Quantum Measurement and Control* (Cambridge University Press, Cambridge, 2010).
- ⁹ K. Jacobs, *Quantum Measurement Theory and its Applications* (Cambridge University Press, Cambridge, 2014).
- ¹⁰ L. E. Ballentine, *Quantum Mechanics: A Modern Development* (World Scientific, Singapore, 1998).
- ¹¹ L. Mandelstam and I. G. Tamm, “The uncertainty relation between energy and time in nonrelativistic quantum mechanics,” *J. Phys.* **9**, 249 (1945).
- ¹² N. Margolus and L. B. Levitin, “The maximum speed of dynamical evolution,” *Physica D* **120**, 188–195 (1998).
- ¹³ S. Deffner and S. Campbell, “Quantum speed limits: from Heisenberg’s uncertainty principle to optimal quantum control,” *J. Phys. A* **50**, 453001 (2017).
- ¹⁴ P. Fulde, *Electron Correlations in Molecules and Solids* (3rd ed., Springer-Verlag, Berlin, 1995).
- ¹⁵ H. Bruus and K. Flensberg, *Many-body quantum theory in condensed matter physics: an introduction* (Oxford University Press, Oxford, 2004).
- ¹⁶ S. Sachdev, *Quantum Phase Transitions* (John Wiley & Sons, 2007).
- ¹⁷ G. Jaeger, “What in the (quantum) world is macroscopic?” *Am. J. Phys.* **82**, 896 (2014).
- ¹⁸ E. H. Lieb and D. W. Robinson, “The Finite Group Velocity of Quantum Spin Systems,” *Commun. Math. Phys.* **28**, 251–257 (1972).
- ¹⁹ B. Nachtergaele and R. Sims, “Lieb-Robinson Bounds in Quantum Many-Body Physics,” arXiv: 1004.2086 (2010).
- ²⁰ A. H. Zewail, “Femtochemistry: Atomic-Scale Dynamics of the Chemical Bond Using Ultrafast Lasers (Nobel Lecture),” *Angew. Chem. Int. Ed.* **39**, 2586–2631 (2000).
- ²¹ J. M. Elzerman, R. Hanson, L. H. Willems van Beveren, B. Witkamp, L. M. K. Vandersypen, and L. P. Kouwenhoven, “Single-shot read-out of an individual electron spin in a quantum dot,” *Nature* **430**, 431–435 (2004).
- ²² T. Nakajima, A. Noiri, J. Yoneda, M. R. Delbecq, P. Stano, T. Otsuka, K. Takeda, S. Amaha, G. Allison, K. Kawasaki, A. Ludwig, A. D. Wieck, D. Loss, and S. Tarucha, “Quantum non-demolition measurement of an electron spin qubit,” *Nat. Nanotech.* **14**, 555–560 (2019).
- ²³ F. Schäfer, I. Herrera, S. Cherukattil, C. Lovecchio, F.S. Cataliotti, F. Caruso, and A. Smerzi, “Experimental realization of quantum zeno dynamics,” *Nat. Comm.* **5**, 3194 (2014).
- ²⁴ D. Ristè, C. C. Bultink, K. W. Lehnert, and L. DiCarlo, “Feedback Control of a Solid-State Qubit Using High-Fidelity Projective Measurement,” *Phys. Rev. Lett.* **109**, 240502 (2012).
- ²⁵ D. B. Hume, T. Rosenband, and D. J. Wineland, “High-Fidelity Adaptive Qubit Detection through Repetitive Quantum Nondemolition Measurements,” *Phys. Rev. Lett.* **99**, 120502 (2007).
- ²⁶ T. L. Nicholson, M. J. Martin, J. R. Williams, B. J. Bloom, M. Bishof, M. D. Swallows, S. L. Campbell, and J. Ye, “Comparison of Two Independent Sr Optical Clocks with 1×10^{-17} Stability at 10^3 s,” *Phys. Rev. Lett.* **109**, 230801 (2012).
- ²⁷ J. T. Monroe, N. Yunger Halpern, T. Lee, and K. W. Murch, “Weak Measurement of Superconducting Qubit Reconciles Incompatible Operators,” arXiv: 2008.09131 (2020).
- ²⁸ E. Schrödinger, “Die gegenwärtige Situation in der Quantenmechanik,” *Naturwissenschaften* **23**, 807–812 (1935).
- ²⁹ E. Schrödinger, “Die gegenwärtige Situation in der Quantenmechanik,” *Naturwissenschaften* **23**, 823–828 (1935).
- ³⁰ E. P. Wigner, “The Scientist Speculates,” (Heinemann, London, 1961) Chap. Remarks on the mind-body question, pp. 284–302.
- ³¹ D. Deutsch, “Quantum theory as a universal physical theory,” *Int. J. Theor. Phys.* **24**, 1–41 (1985).
- ³² L. Hardy, “Quantum mechanics, local realistic theories, and Lorentz-invariant realistic theories,” *Phys. Rev. Lett.* **68**, 2981–2984 (1992).
- ³³ L. Hardy, “Nonlocality for two particles without inequalities for almost all entangled states,” *Phys. Rev. Lett.* **71**, 1665–1668 (1993).
- ³⁴ Č. Brukner, “Quantum [Un]Speakables II: Half a Cen-

- tury of Bell's Theorem," (Springer, 2017) Chap. On the quantum measurement problem, pp. 95–117.
- ³⁵ D. Frauchiger and R. Renner, "Quantum theory cannot consistently describe the use of itself," *Nat. Comm.* **9**, 3711 (2018).
- ³⁶ M. Skotiniotis, W. Dür, and P. Sekatski, "Macroscopic superpositions require tremendous measurement devices," *Quantum* **1**, 34 (2017).
- ³⁷ F. Fröwis, P. Sekatski, W. Dür, N. Gisin, and N. Sangouard, "Macroscopic quantum states: Measures, fragility, and implementations," *Rev. Mod. Phys.* **90**, 025004 (2018).
- ³⁸ A. López-Incera, P. Sekatski, and W. Dür, "All macroscopic quantum states are fragile and hard to prepare," *Quantum* **3**, 118 (2019).
- ³⁹ Y. Guryanova, N. Friis, and M. Huber, "Ideal Projective Measurements Have Infinite Resource Costs," *Quantum* **4**, 222 (2020).
- ⁴⁰ Hanhee Paik, D. I. Schuster, Lev S. Bishop, G. Kirchmair, G. Catelani, A. P. Sears, B. R. Johnson, M. J. Reagor, L. Frunzio, L. I. Glazman, S. M. Girvin, M. H. Devoret, and R. J. Schoelkopf, "Observation of High Coherence in Josephson Junction Qubits Measured in a Three-Dimensional Circuit QED Architecture," *Phys. Rev. Lett.* **107**, 240501 (2011).
- ⁴¹ M. Naghiloo, *Introduction to Experimental Quantum Measurement with Superconducting Qubits*, Ph.D. thesis, Washington University (2019).

Appendix A: The Zassenhaus Formula

Let X, Y , be two Hermitian operators. Zassenhaus' formula states

$$e^{t(X+Y)} = e^{tX} e^{tY} e^{-\frac{t^2}{2}[X,Y]} \times e^{\frac{t^3}{6}(2[Y,[X,Y]] + [X,[X,Y]])} \dots, \quad (\text{A1})$$

where the terms that follow are exponentials of higher-order nested commutators. To derive Zassenhaus' formula one simply Taylor expands the exponentials and collects terms.

To see how one can use Zassenhaus' formula to engineer long-range interactions we return to the one-dimensional Ising interaction considered in the main text (Eq. (12)). Setting $X = H_{\text{Ising}}$ and $Y = h_A \sigma_A^{(z)} + g_A \sigma_N^{(x)} \sigma_A^{(x)}$, one sees that if all the high-order nested commutators in Eq. (A1) are non-zero, then by controlling h_A, g_A in Eq. (12) one can engineer a large class of unitaries. It remains a challenging and interesting problem in quantum control theory whether with such

limited "local" control one is able to generate highly non-trivial global interactions, but it is possible in principle.⁷

Appendix B: Experimental data for measurement times

Ref.²¹ reports on the readout of the spin state of an electron confined in a quantum dot with a size of roughly 100 nm. The readout timescale is reported to be 8 μs .

In Ref.²² a quantum non-demolition measurement of a similar system (a quantum dot) was reported using an ancilla of two adjacent quantum dots. The smallest measurement time τ_k for $k = 1$ was reported to be 2.33 ns.

Ref.²³ reports on experimentally observed quantum Zeno dynamics in a Bose-Einstein condensate of Rubidium atoms. To estimate the size of the atomic cloud, we use the waist of the laser beam (70 μm). To estimate the measurement time, we add the 0.8 μs for the π -pulse created by a Raman beam to the 0.6 μs required for the time to illuminate the condensate with dissipative light (in total 1.4 μs).

Ref.²⁴ reports on projective measurements of a superconducting transmon qubit, whose size we estimate based on Ref.⁴⁰ to be 1 mm, using a microwave pulse of 400 ns, which we set as our measurement time.

Ref.²⁵ reports an ancilla-assisted read-out of a single Aluminium ion. The interaction time between the Aluminium ion and the ancilla (a Beryllium ion) is quoted with 25 μs . The diameter of the object is estimated using the radius of an Aluminium atom (143 pm).

Ref.²⁶ reports on the read-out of optical lattice clocks using Rabi spectroscopy with a probe time of 160 ms. To estimate the diameter of the sample, we multiply the lattice constant of 813 nm with the number of atoms, which can be scaled up to 50,000 "under typical experimental conditions." Thus, the diameter of the object is roughly 4 cm.

Ref.²⁷ reports on projective measurements of a superconducting transmon qubit on a time-scale of 350 ns. As for Ref.²⁴, the size of the transmon qubit in this experiment is estimated to be 1 mm.⁴¹ Note that the 50 ns faster read-out in Ref.²⁷ compared to Ref.²⁴ is invisible in Fig. 5 due to the logarithmic scale covering many orders of magnitude.