

# General Purpose Atomic Crosschain Transactions

Peter Robinson<sup>\*†</sup>, Raghavendra Ramesh<sup>\*</sup>

<sup>\*</sup>ConsenSys Software R&D

<sup>†</sup>School of Information Technology and Electrical Engineering, University of Queensland, Australia  
peter.robinson@consensys.net, raghavendra.ramesh@consensys.net

**Abstract**—The General Purpose Atomic Crosschain Transaction protocol allows composable programming across multiple Ethereum blockchains. It allows for inter-contract and inter-blockchain function calls that are both synchronous and atomic: if one part fails, the whole call graph of function calls is rolled back. The protocol operates on existing Ethereum blockchains without modification. It works for both public permissioned and consortium blockchains. Additionally, the protocol is expected to work across heterogeneous blockchains other than Ethereum. The protocol has been analysed in terms of Gas usage and *Finalised Block Periods* for three scenarios: reading a value from one blockchain to another, writing a value from one blockchain to another, and a trade finance system involving five contracts on five blockchains with a complex call graph. The initial security analysis of the protocol shows that the protocol has *Safety* and *Liveness* properties. The high gas costs and the latency of the current implementation provide a base line upon which implementation improvements of this protocol and future protocols can be measured.

**Index Terms**—blockchain, ethereum, cross, transaction, atomic, performance

## I. INTRODUCTION

The General Purpose Atomic Crosschain Transaction protocol is a blockchain technology that allows function calls across blockchains that either updates state on all blockchains or discards state updates on all blockchains. The function calls can update state on each blockchain and return values across blockchains. The protocol enables applications to access information and utilise functionality that resides on one blockchain from other blockchains. Unlike previous atomic crosschain protocols [1]–[4] that only offer atomic asset swaps, this protocol allows for general purpose application logic.

The protocol, initially described as Layer Two Atomic Cross-Blockchain Function Calls [5] and Atomic Cross Shard Function Calls using System Events and Live Parameter Checking [6], leverages the ideas developed for Atomic Cross-chain Transactions for Ethereum Private Sidechains [7], [8]. Applications determine parameter values by simulating a call graph, then commit to the call graph. Segments of the call graph execute successfully if the call graph can be executed using the parameter values determined in the simulation. Contracts are locked if a call segment updates the state of a contract. These provisional updates are applied to all locked contracts if the overall crosschain transaction is successful, and discarded if not.

Figure 1 shows a logical representation of a crosschain call graph using the protocol. A trade finance application creates a crosschain function call that goes across five contracts

on five blockchains to execute a trade for a shipment of goods. The Root Transaction executes the entry point function, the `executeTrade` function in the Trade Wallet contract on the Wallet blockchain. The Trade Wallet contract could be a multi-signatory wallet that parties to a shipment have to submit a transaction to, indicating that they agree a shipment for a certain quantity of goods has been made and should be paid for. The `executeTrade` function calls the `shipment` function in the Logic contract on the Terms blockchain to determine the price that should be paid and to affect the transfer of stock and payment. The `shipment` function calls the `getPrice` function on the Oracle contract on the Price Oracle blockchain to determine the price that should be paid for the goods, then calls the `transfer` function on the Balances contract on the Finance blockchain to affect the payment, and finally calls the `delivery` function on the Stock contract on the Logistics blockchain to register the changed ownership of the goods.

It could be argued that some of the contracts could exist on the one blockchain, thus reducing the need for cross-chain transactions. However, the Finance blockchain and the Logistics blockchain in particular could be consortium blockchains involving different participants. The Price Oracle blockchain could be operated by a consortium that charged for access to the information. Government regulators could require the logic on the Terms blockchain visible to

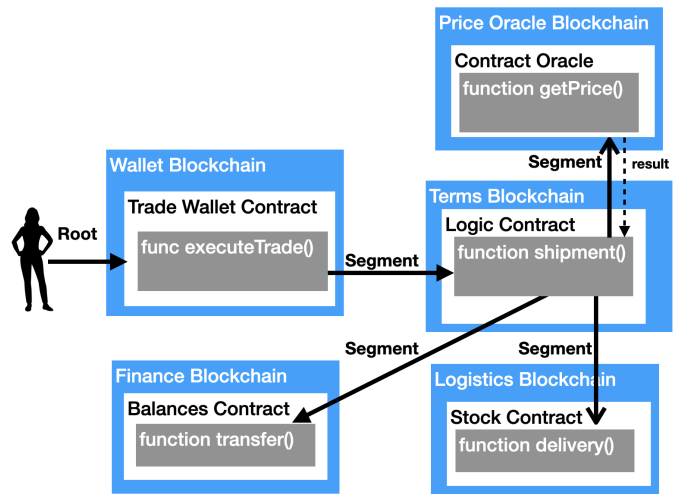


Fig. 1: Trade Finance Using Atomic Crosschain Transactions

them, but the participants in the trade wallet on the `Wallet` blockchain may wish to remain anonymous. A crosschain transaction capability is needed to meet these requirements.

The contributions of this paper are a description of the General Purpose Atomic Crosschain Transactions protocol, an initial security analysis, and empirical performance results in terms of gas and latency for the technology in various configurations. Documentation describing how to reproduce the performance results as well as the source code is available on [github.com](https://github.com) [9]. The code is open source and available under an Apache 2 license.

This paper is organised as follows: the *Crosschain Communications using Ethereum Events* section describes three crosschain consensus methodologies for communicating Ethereum Events across blockchains. Next the *Protocol Description* section explains the protocol. The *Security Analysis* section analyses the Safety and Liveness of the protocol. The *Evaluation and Discussion* section presents and analyses the gas usage and latency of the protocol. The *Crosschain for Heterogeneous Blockchains* section explains how the protocol can be extended to allow crosschain function calls that include non-Ethereum blockchains.

## II. CROSSCHAIN COMMUNICATIONS USING ETHEREUM EVENTS

The protocol relies on transferring information between blockchains using Ethereum Events. Ethereum [10] is a blockchain platform that allows users to deploy and execute computer programs known as Smart Contracts. Transactions can be used to deploy contracts, execute function calls on the contracts, and to transfer Ether between accounts. Transactions in Ethereum can programmatically generate log events that are stored in transaction receipts. The transaction receipts for all transactions in a block are stored in a modified Merkle Patricia Tree. The root hash of this tree is stored in the Ethereum block header. The log event information includes: the address of the contract that emitted the event, an identifier known as a *topic* that specifies the type of event that is emitted, and a data blob containing the encoded event parameters. This ability to programmatically produce events can be used to produce information on a source blockchain that can be consumed on a destination blockchain. This section introduces describes three techniques for communicating events across blockchains.

### A. Direct Signing

The direct signing technique requires validators for each blockchain to be registered on all other blockchains. A threshold number of validators sign event information contained in transaction receipts. Contract code on remote blockchains trust the signed event information because a threshold number of signers registered in a contract on the remote blockchain have signed the event information. Cosmos Inter-Blockchain Communications (IBC) [11] uses this technique with a central hub blockchain to provide crosschain communications and Nissl et al. [12] describe a crosschain framework for contract invocations across blockchains using this technique.

### B. Block Header Transfer

Block Header Transfer [13] techniques rely on validators reading block headers from a source blockchain and submitting the block headers to a destination blockchain. Contract code on destination blockchains trust event information because a threshold number of validators registered in a contract on the destination blockchain have signed the block header that the transaction that generated the event was included in plus the event is proven to have been produced by a transaction in the block using a Merkle Proof. This is the technique used by Clearmatics' Ion project [14].

An advantage of this scheme is that validators only have to sign a single block header for all crosschain transactions in a block, rather than having to sign each crosschain transaction. The main disadvantage is that transactions are needed to submit the signed block header to the destination blockchain in addition to the transaction executing the application logic. This increases the latency of the protocol using the technique.

### C. Block Header Transfer via a Coordinating Blockchain

Ethereum 2 shards post root hashes called *Crosslinks* to the Beacon Chain [15]. The Crosslinks for all shards are available to all shards in the next block. This mechanism of cross-linking will allow events from a source shard to be trusted on a destination shard by presenting a Merkle Proof to demonstrate that the event was generated by a transaction on the source shard, similarly to the block header transfer technique described above.

Hyperservice's Network Status Blockchain's [16] holding of cross-blockchain state in a Merkle Tree have used a similar technique to Ethereum 2, posting signed block headers to a coordination blockchain and then publishing root information from the coordination blockchain to all blockchains. In this way, an event as a result of a transaction on any blockchain can be trusted on any other blockchain.

Ethereum 2 has been especially constructed to have crosslinks available for the next shard block. However, general purpose systems are unlikely to be able to achieve such low latency. This increased latency between when a transaction occurs on a source blockchain and when the event information from the transaction can be consumed on a destination blockchain is the key downside of this approach.

### D. Summary

Three techniques have been described for transferring programmatically generated events from a source blockchain to a destination blockchain such that the events will be trusted. None of the techniques provide a mechanism for atomic updates due to function calls across blockchains.

## III. PROTOCOL DESCRIPTION

### A. Call Graph Simulation

The first step to execute the protocol is to determine the expected parameter values for entry point function calls for contracts on blockchains. The application needs to fetch state from the contracts and then execute a simulation of the

contract code. For example, in Figure 1, the value that is expected to be returned by the `getPrice` function needs to be fetched from the `Oracle` contract on the `Price Oracle` blockchain. The expected parameter values for each function call across the call graph can then be determined given the buyer, seller, and the `quantity` parameters to be passed into the `executeTrade` function in the `Trade Wallet` contract on the `Wallet` blockchain.

### B. Cross-Blockchain Control Contract

The next steps of the protocol use Cross-Blockchain Control Contracts to manage parts of crosschain function calls. An instance of this contract is deployed to each blockchain that will participate in crosschain function calls. The address of the contract on each blockchain and a set of signers for each blockchain are registered with Registrar Contracts on all blockchains. This allows events emitted by this contract to be trusted as being from a Cross-Blockchain Control Contract. The following sections describe the main functions of the contract.

1) *Start*: The *Start* function is called on the blockchain which contains the entry point function call for the call graph, the Root Blockchain. The function registers the account that will submit all of the transactions on all of the blockchains, the call graph of the crosschain function call including expected function parameter values, a time-out in terms of block time stamp of the Root Blockchain, and a crosschain transaction identifier. This information is emitted in an event known as the *Start Event*. The transaction that submits the *Start* function call is known as the *Start Transaction*.

2) *Segment*: The *Segment* function is called to request a function on a contract be called as part of a crosschain function call. The signed *Start Event* and an indicator of where the function call lies in the call graph are submitted as parameters to prove that this function is part of the crosschain function call. Additionally, a set of signed *Segment Events* containing function call return results are passed in to prove that subordinate function calls on other blockchains have been called and have returned certain results.

When the application contract code executes, if a crosschain function call is encountered, the application code calls a function *CrossCall* in the Cross-Blockchain Control Contract, passing in the actual parameters of the function call. The *CrossCall* function compares the actual parameter values with the expected parameter values as specified in the *Start Event*. The function returns results that have been indicated should be returned in *Segment Event* for the function call. Section III-E describes contract locking, which is used if state updates occur.

A *Segment Event* is emitted to publish the return result or error result of the function, and the list of locked contracts. The transactions that submit the *Segment* function calls are known as *Segment Transactions* and the blockchains they execute on are termed *Segment Blockchains*.

3) *Root*: The *Root* function is called on the Root Blockchain to call the entry point function call for the call

graph. The *Root* function call has similar parameters to the *Segment* function call, taking a signed *Start Event* and a set of signed *Segment Events*. Similar to the *Segment* function call, expected and actual parameter checking is completed along with contract locking.

If a *Root* function call completes successfully, any locked contracts on the Root Blockchain are unlocked and provisional state updates are committed. A *Root Event* is emitted indicating that all provisional updates on blockchains should be committed. The *Root* function emits a *Root Event* indicating that all updates on all other blockchains should be discarded if any of the *Segment* functions returned error results or if an error occurs while executing the entry point function call.

If the time stamp of the most recent block on the Root Blockchain is after time-out, then any account can submit a transaction that calls the *Root* function to cancel the crosschain function call. In this situation a *Root Event* is emitted that indicates that all updates on all other blockchains should be discarded.

4) *Signalling*: The *Signalling* function is called on blockchains that have updates that need to be committed or ignored. The signed *Root Event* and signed *Segment Events* for the blockchain are passed in as parameters. Calling the function requests that contracts on a blockchain locked due to a state update due to a *Segment* function call be unlocked and the state updates be either committed or ignored depending on the information in the *Root Event*. A *Signalling Event* is emitted to indicate that the contract has been unlocked.

### C. Call Graphs and Reverse Order Execution

Figure 1 shows a logical representation of a crosschain call in which an application creates a crosschain function call that goes across five blockchains. The set of Cross-Blockchain Control Contract function calls that should be executed to affect this is shown in Figure 2.

Walking through the call sequence diagram in Figure 2:

- 1) A *Start Transaction* is submitted to the `Wallet` blockchain, causing the *Start Event* to be emitted. This transaction registers the call graph for the crosschain transaction.
- 2) *Segment Transactions* are submitted to the `Price Oracle`, `Finance`, and `Stock` blockchains to execute the leaf parts of the call graph; the functions `getPrice`, `transfer` and `delivery` functions. *Segment Events* are emitted as a result of these transactions. Using one of the techniques described in Section II, the *Start Event* that is submitted as part of the *Segment Transactions* is trusted by the Cross-Blockchain Communications contracts on the `Price Oracle`, `Finance`, and `Stock` blockchains, allowing these contracts to know the call graph that has been committed to.
- 3) A *Segment Transaction* is submitted to the `Terms` blockchain. This executes the call next up the call graph from the leaves, the `shipment` function. A *Segment Event* is emitted as a result of this transaction. Using one of the techniques described in Section II, the *Start*

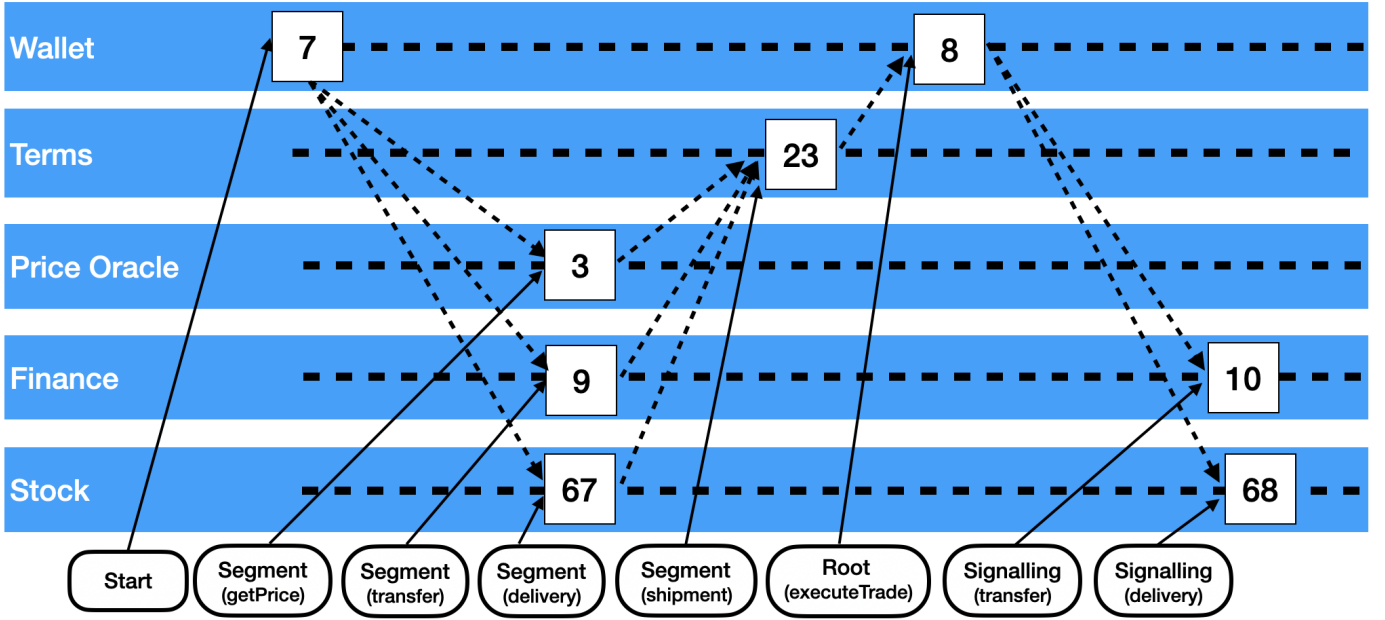


Fig. 2: Example Sequence of Function Calls

Event and Segment Events that are submitted as part of the Segment Transaction are trusted by the Cross-Blockchain Communications contracts on the Terms blockchain. In particular, the result of the `getPrice` function contained in the Segment Event from the Price Oracle blockchain can be trusted and used when the `shipment` function calls the `getPrice` function. A Segment Event is emitted.

- 4) The Root Transaction is submitted to the Wallet blockchain. This executes the root part of the call graph and emits a Root Event. Using one of the techniques described in Section II, the Start Event, and the Segment Event from the Terms blockchain that are submitted as part of the Root Transaction are trusted by the Cross-Blockchain Communications contracts on the Wallet blockchain. This allows the Cross-Blockchain Communications contract to know that the transaction has not timed out and the function call to be executed as part of the entry point function call (from the Start Event), and that the call to the `shipment` and the rest of the call graph has executed without failure.
- 5) A Signalling Transaction is submitted to the Finance and the Logistics blockchain to commit the provisional state updates. Signalling transactions are not required on the Price Oracle or the Terms blockchains as neither of these blockchains update state as part of the crosschain function call.

It should be noted that Figure 2 makes some assumptions:

- The diagram only shows blocks being produced when transactions are present. Many consensus algorithms produce blocks irrespective of whether there are transactions present.

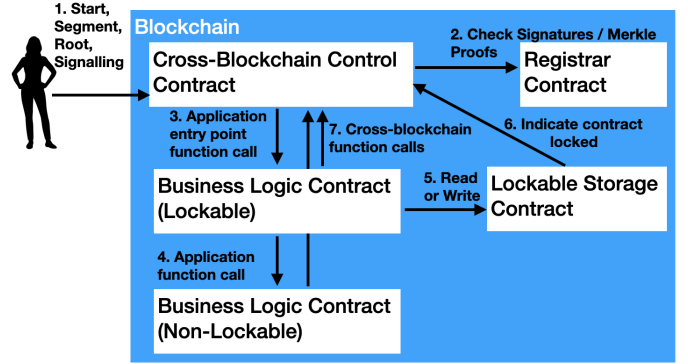


Fig. 3: Example Contract Call Flow

- The diagram shows block production times synchronised across blockchains. This is typically not the case.
- It has been assumed an instant finality consensus algorithm such as IBFT2 [17] has been used on all blockchains. Signed events or signed block headers can only be transferred once a block is deemed final.
- A parallel execution engine is assumed, where all Segments Transactions at the same level of call graph can be executed simultaneously.

#### D. Contract Call Flow

Figure 3 shows the call flow between contracts to facilitate the protocol. Walking through the steps in the diagram:

- 1) The application submits Start, Segment, Root, and Signalling function calls to the Cross-Blockchain Control contract.
- 2) The Segment, Root, and Signalling function call parameters include signatures or Merkle Proofs to prove events

from other blockchains are valid. The Registrar contract is used to check the validity of this event information.

- 3) The Segment and Root function calls execute functions on business logic contracts.
- 4) These business logic contracts may in turn call other business logic contracts.
- 5) If a business logic contract can be updated as part of a crosschain transaction, it will have a Lockable Storage contract associated with it. This contract will hold all state that is modifiable during a crosschain call.
- 6) So Segment Events can emit the list of locked contracts, the Lockable Storage contracts need to tell the Cross-Blockchain Control contract when a contract is locked.
- 7) Business logic contracts may also include crosschain calls. To check that there is linkage between Root and Segment calls, the business logic contracts pass the function calls to the Cross-Blockchain Control contract to check that the actual blockchain id, contract address and parameters for the crosschain function call match the expected values from the Start Event.

#### E. Locking

Lockable business logic contracts hold the parts of their data that can be updated in a crosschain function call in Lockable Storage Contracts. These contracts hold state updates due to crosschain calls as provisional state updates. Provisional updates are committed or discarded based on Signalling Transactions. The algorithms for processing read requests is shown in Listing 1, write requests is shown in Listing 2, and signalling requests is shown in Listing 3.

Listing 1: Locking: Read Request Processing

```

1 If caller is not Business Logic Contract {
2   throw an error
3 }
4 If locked {throw an error}
5 Read from normal storage

```

Listing 2: Locking: Write Request Processing

```

1 If caller is not Business Logic Contract {
2   throw an error
3 }
4 If locked {throw an error}
5 Check Cross-Blockchain Control Contract:
6   is there an active crosschain call?
7 If not (normal single blockchain call) {
8   Write to normal storage
9 }
10 Else (this is a crosschain call) {
11   Lock the contract.
12   Indicate in the Cross-Blockchain Control
13   Contract that this call is locking the
14   Lockable Storage contract
15   Write to provisional storage
16 }

```

Listing 3: Locking: Signalling Request Processing

```

1 If caller is not Cross-Blockchain Control
2 Contract {
3   throw an error
4 }

```

```

5 Fail if the Signalling Event is not for the root
6 blockchain and crosschain transaction id that
7 locked the contract.
8 If committing updates {
9   Apply updates from provisional storage
10 }
11 Else (discarding updates)
12   Delete provisional storage
13 }
14 Unlock the contract

```

#### F. Parallel and Serial Execution Engines

The transaction sequence shown in Figure 2 assumes a Parallel Execution Engine, that executes all Segment Transactions at a certain level of the call graph at the same time. This execution engine assumes that there is no part of the call graph that reads from a contract that is then later written to by another part of the call graph. Such parallel execution would risk failure as the Segment Transaction updating and locking the contract may have executed prior to the Segment Transaction to read from the contract. In this case, a Serial Execution Engine that executes the Segments in call sequence order should be used. A Parallel Execution Engine results in lower latency for a crosschain transaction than a Serial Execution Engine as Segment Transactions can be executed in parallel. Signalling transactions are executed in parallel for both execution engine types as there are no ordering restrictions.

#### G. Call Graph Limitation

Entities can only submit crosschain transactions across blockchains that they have access to. For example, an enterprise could only execute the call graph shown in Figure 1 if they could submit transactions to each of the blockchains that the call graph is across.

### IV. SECURITY ANALYSIS

The property of *atomicity* in this protocol can be split into the following safety and liveness properties.

It has been assumed that:

- 1) The event signing or the block header transfer mechanism is trusted.
- 2) Root transaction will eventually (after a finite number of steps) be submitted either by the application or by others.
- 3) Signalling transactions will eventually (after a finite number of steps) be submitted either by the application or by others.
- 4) The number of Byzantine nodes on each blockchain is less than the limit imposed by its underlying consensus protocol.

#### A. Safety

**Claim:** Suppose that the protocol has finished executing a crosschain transaction  $c$ . Then:

- If  $c$  succeeds then the protocol successfully commits the state updates of all the associated (Root and Segment) transactions,

- If  $c$  fails then the protocol discards the state updates of all the associated transactions.

**Case Analysis:** Analysed the different ways the protocol can finish.

**Happy case:** When all transactions go through as planned before the time-out, the Root Transaction commits the updated state on the Root Blockchain, and records the commit message in the Root Event. The trusted event transfer mechanism along with the submission of Signalling Transactions on the Segment blockchains, the provisional states are committed to the respective blockchains.

**Failure of a Segment Transaction or Root Transaction:** If any of the Segment Transactions fail, then the corresponding Segment Event records an error. Subsequently, the Root Transaction processing reads that error, records an Ignore flag in the Root Event. An Ignore flag is recorded in the Root Event if the Root Transaction fails. When Signalling Transactions are submitted with this Root Event showing the Ignore flag, the provisional updates on Segment Blockchains are discarded.

**Failure of the Start Transaction:** When the processing of a Start Transaction fails, the Start Event is not emitted. Without the Start Event, the Segment Transactions nor the Root Transaction can be processed. The crosschain transaction never gets processed. This is equivalent to a failed crosschain transaction resulting in discarding of provisional states.

**Timeout:** In this scenario, the Start Transaction successfully processed. The Root Transaction and zero or more Segment Transactions were not processed prior to the Crosschain Timeout. In this case, from the assumption that the Root Transaction is submitted eventually, the Root Transaction processing records the Ignore flag in the Root Event due to the timeout. From the assumption that the Signalling Transactions are eventually processed, the provisional updates on other blockchains are eventually discarded.

### B. Liveness

**Claim:** The protocol terminates after a finite number of steps.

**Case Analysis:** The Crosschain Timeout for a crosschain transaction is recorded in the Start Event. The Start Event is included in the Root Transaction as well as other Segment Transactions. Hence, the protocol is designed to complete the transaction under consideration within the timeout period. From the assumptions the Root Transaction and the Signalling Transactions are submitted within a finite number of steps. Hence, the protocol always terminates.

Note that there are no centralised entities in this protocol, apart from the validators that sign the events. From the assumption that the event transfer mechanism is trusted, and from the assumption that the number of Byzantine nodes in a blockchain is less than the limit imposed by its underlying consensus protocols, the nodes becoming Byzantine does not affect the termination of the protocol.

### C. Deadlocks and Livelocks

The liveness property implies that the protocol is deadlock free. However, the protocol is not livelock free. Consider the

case of two applications A1 and A2 submitting two crosschain transactions T1 and T2, both wanting to update the same contracts C1 and C2 on blockchains B1 and B2 respectively. Application A1 has as the target of the Root Transaction contract C1 and application A2 has as the target of the Root Transaction contract C2. The Segment Transactions will go through, locking contract C2 for application A1 and contract C1 for application A2. However, the Root Transactions to update contracts C1 and C2 will fail as the contracts would already be locked. Both crosschain transactions will fail. The applications could repeatedly resubmit these transactions, and repeating the same failure situation. Hence, it is possible for the protocol to be in a livelock continuously. However, good software design such as the Router - Item pattern [18] will greatly reduce the probability of this.

### D. Replay Protection

The Start function call is called with a Crosschain Transaction Identifier. The identifier is emitted in the Start Event. This identifier and the Root Blockchain's identifier are recorded in the Root Blockchain and Segment Blockchains Cross-Blockchain Control Contracts to ensure Segment Transactions and Root Transactions are not submitted more than once for the one crosschain call.

## V. EVALUATION AND DISCUSSION

This section describes the gas usage and the latency for crosschain transactions executed using this protocol in three scenarios: read an integer from one blockchain to another and store the value on the first blockchain, write an integer from one blockchain to another and store the value on the second blockchain, and the trade finance application described in Figure 1. Due to the similarities between the Block Header Transfer and the Block Header Transfer via a Coordinating Blockchain techniques, only the Direct Signing and the Block Header Transfer techniques have been evaluated. The main impact on crosschain transactions of the Block Header Transfer via a Coordinating Blockchain technique when compared to the Block Header Transfer technique is increased latency. For comparison purposes, the cost of executing the call graphs as single blockchain function call is presented.

The results were created by running five blockchains, each with a single blockchain node, on a Mac Book Pro 2017 laptop with a 2.9 GHz Quad-Core Intel Core i7 CPU and with 16 GB or RAM. The source code, scripts, and detailed instructions that are required to reproduce the results are available on [github.com](https://github.com) [9].

Latency is presented in terms of numbers of *Finalised Block Periods*. Different blockchains and different consortiums using blockchains have different block confirmation requirements. That is, for blockchains using consensus protocols that offer probabilistic finality, such as PoW, some consortium may require one in a million certainty that a block will not be reverted given certain attacker scenarios, whereas other organisations may require greater certainty. Additionally, some blockchains offer instant finality, where a block is deemed final as soon as

Function	Gas Cost	
	Direct Signing	Block Header Transfer
Start	51,926	51,926 + 62,787
Segment (read)	230,032	226,976 + 62,787
Root	483,556	479,036 + 62,787
Single Blockchain Transaction		
read	29,662	

TABLE I: Gas Cost: Crosschain Read

Function	Gas Cost	
	Direct Signing	Block Header Transfer
Start	52,898	52,898
Segment (write)	403,616	370,685 + 62,787
Root	397,295	410,737 + 62,787
Signalling	182,895	218,335 + 62,787
Single Blockchain Transaction		
write	29,658	

TABLE II: Gas Cost: Crosschain Write

it has been published. Some blockchains produce new blocks each second, whereas some blockchains only produce new blocks each ten minutes. To normalise between these chains, a *Finalised Block Period* is defined as the time required for a block to be deemed final. For a consortium blockchain with instant finality and a one second block period, a single *Finalised Block Period* would be one second. For Ethereum MainNet that requires eight block confirmations to offer one in a million probability that a block will remain part of the canonical chain and the blockchain will not reorganise such that the block becomes stale assuming 10% attacker mining power [19], with an average block period of 13 seconds, a single *Finalised Block Period* would be 104 seconds.

#### A. Gas Usage

Tables I, II, and III shows the gas usage for the protocol for various scenarios. For all scenarios, when using the Block Header Transfer event transfer technique, in addition to executing the Start, Segment, or Root function, the signed block header needs to be transferred to blockchains that consume the events. The cost of this call is 62,787 gas on each of the consuming blockchains.

The Start function gas usage depends on the base transaction fee 21,000 gas, the cost of storing the crosschain transaction id 20,000 gas, and the size of the call graph that is emitted as

Function	Gas Cost	
	Direct Signing	Block Header Transfer
Start	72,811	72,811
Segment (getPrice)	495,049	494,397 + 62,787
Segment (transfer)	735,942	735,058 + 62,787
Segment (delivery)	735,920	735,036 + 62,787
Segment (shipment)	946,590	943,631 + 62,787
Root (executeTrade)	845,493	941,560 + 62,787
Signalling (transfer)	145,439	186,691
Signalling (deliver)	145,439	186,691
Single Blockchain Transaction		
executeTrade	96,725	

TABLE III: Gas Cost: Trade Finance Application

Scenario	Serial Execution		Parallel Execution	
	Direct Signing	Block Header Transfer	Direct Signing	Block Header Transfer
Read	3	5	3	5
Write	4	7	4	7
Trade Finance	7	13	5	9

TABLE IV: Crosschain Transaction Latency measured in Finalised Block Periods

part of the Start Event. The call graph for the Read and Write scenarios are similar size and hence the gas cost is similar. The call graph for the Trade Finance scenario is larger, and hence the gas cost is more for this scenario.

The Segment function gas usage has many factors. The main factors driving gas usage are the size of the call graph, the number of locked contracts, and the number of signers. The call graph is stored to storage during the life of the Segment function to have the expected call graph available when the code makes outgoing crosschain calls. The larger the call graph, the more gas used. The address of each locked contract needs to be stored when a contract is locked so that the list of locked contracts can be emitted in Segment Events. The Read scenario does not lock a contract, whereas the Write scenario does. The Trade Finance scenario has a locked contract on the Finance and Logistics blockchains.

Similar to the Segment function, there are multiple factors driving the gas usage for the Root function. The main factors driving gas usage are the size of the call graph, whether lockable contracts are used on the root blockchain, and the number of signers. The Write scenarios does not use lockable storage on the Root Blockchain whereas the Read and the Trade Finance scenarios do. This factor drives increased gas cost for these scenarios.

The Read scenario does not have a Signalling call as it does not use any lockable contracts on the blockchain being read from. The Write and the Trade Finance scenario have Signalling calls as they use lockable storage on Segment blockchains. In particular, the Signalling call is used on the Finance and Logistics blockchains to unlock the lockable storage contracts on those blockchains.

For all scenarios and both event transfer techniques, the gas required to execute the call graph is significantly greater than required by a scenario when all of the contracts were on the same blockchain and a single blockchain call were used. This indicates that effort should be put into optimising gas usage for the protocol implementation and that crosschain function calls should be used only when necessary.

It should be noted that the gas usage is based on gas costs for the Constantinople fork. See [9] for the precise configuration of Hyperledger Besu to replicate these gas costs.

#### B. Latency

Table IV shows the latency of the three scenarios when executed with Direct Signing and Block Header Transfer event transfer techniques when using the Serial and Parallel Execution Engines, in terms of Finalised Block Periods. There



is no latency difference when using the Serial or Parallel Execution Engines when the call graph is simple, as is the case for the Read and Write scenarios. As expected, when there are multiple calls from the one function, as is the case in the Trade Finance scenario, using a Parallel execution engine is advantageous. Using Block Header Transfer tends to almost double the latency compared to Direct Signing consensus. The reason for this is that extra transactions are needed to add the Block Header to the blockchain. This extra latency counterbalances the advantage of Block Header Transfer consensus, where validators only need to sign one block header per block, rather than each crosschain transaction.

## VI. CROSSCHAIN FOR HETEROGENEOUS BLOCKCHAINS

Two changes are required to allow this protocol to work across non-Ethereum blockchains in addition Ethereum blockchains. The receiving blockchain's Cross-Blockchain Control Contract needs to be able to translate from Ethereum encoded function calls to their native function call format. Validators for the non-Ethereum blockchain need to translate event data to the Ethereum format and sign the translated event data.

## VII. CONCLUSION

This paper introduces and empirically examines the General Purpose Atomic Crosschain Transactions protocol, a protocol that provides atomic, synchronous, inter-contract function calls across blockchains. This protocol is the first truly atomic protocol that offers crosschain function calls without any changes to the existing blockchain platforms. It works on public permissionless Ethereum blockchains or consortium Ethereum blockchains.

The performance of the protocol depends on the size of the crosschain call graph. Therefore developers utilising this technology need to understand their crosschain functions' call graph to optimise system performance. They need to determine important high value transactions that need to be crosschain to minimise the impact on performance.

There is much future work to be undertaken. The authors expect to be able to significantly optimise the gas usage of the source code. Improved execution engines are expected to improve the latency for call graphs that can not be executed by the simplistic Parallel Execution Engine. A combined event transfer approach could mean the latency of the Block Header Transfer approach is the same as the Direct Signing approach. Finally, implementing the system on non-Ethereum blockchains would allow crosschain calls across heterogeneous blockchains. The freely available codebase that has been developed as part of this research can be used for exploring these possibilities.

## ACKNOWLEDGMENT

This research has been undertaken whilst we have been employed full-time at ConsenSys Software. Peter acknowledges the support of his PhD co-supervisors Dr Marius Portmann and Dr David Hyland-Wood. We acknowledge the researchers

who have helped develop the Atomic Crosschain Transactions for Ethereum Private Sidechains technology upon which this protocol is based: Dr Sandra Johnson, Dr David Hyland-Wood, Roberto Saltini, Horacio Mijail Anton Quiles, John Brainard, and Zhenyang Shi. We acknowledge Dr Catherine Jones for her thoughtful review comments and suggestions.

## REFERENCES

- [1] "Hashed Timelock Contracts," 2017. [Online]. Available: [https://en.bitcoin.it/wiki/Hashed\\_Timelock\\_Contracts](https://en.bitcoin.it/wiki/Hashed_Timelock_Contracts)
- [2] J. Poon and T. Dryja, "The Bitcoin Lightning Network: Scalable Off-Chain Instant Payments," 2016. [Online]. Available: <https://lightning.network/lightning-network-paper.pdf>
- [3] S. Thomas and E. Schwartz, "A Protocol for Interledger Payments." [Online]. Available: <https://interledger.org/interledger.pdf>
- [4] O. Guindzberg, "Doge Ethereum Bridge," 2018. [Online]. Available: <https://github.com/dogethereum/docs>
- [5] P. Robinson, "Layer 2 Atomic Cross-Blockchain Function Calls," 2020. [Online]. Available: <https://arxiv.org/abs/2005.09790>
- [6] —, "Atomic Cross Shard Function Calls using System Events, Live Parameter Checking, & Contract Locking - Eth2 phase 2 - Ethereum Research," 2020. [Online]. Available: <https://ethresear.ch/t/atomic-cross-shard-function-calls-using-system-events-live-parameter-checking-contr>
- [7] P. Robinson, R. Ramesh, J. Brainard, and S. Johnson, "Atomic Crosschain Transactions White Paper," 2020. [Online]. Available: <https://github.com/PegaSysEng/sidechains-samples/blob/master/AtomicCrosschainTransactions-WhitePaper.pdf>
- [8] P. Robinson, D. Hyland-Wood, R. Saltini, S. Johnson, and J. Brainard, "Atomic Crosschain Transactions for Ethereum Private Sidechains," 2019. [Online]. Available: <https://arxiv.org/abs/1904.12079>
- [9] P. Robinson, "LTACFC Github Repository," 2020. [Online]. Available: <https://github.com/PegaSysEng/LTACFC>
- [10] G. Wood, "Ethereum: a secure decentralized generalised transaction ledger," Github, p. Github site to create pdf, 2016. [Online]. Available: <https://github.com/ethereum/yellowpaper>
- [11] E. Buchman and J. Kwon, "Cosmos: A network of distributed ledgers." Github, 2016. [Online]. Available: <https://github.com/cosmos/cosmos/blob/master/WHITEPAPER.md>
- [12] M. Nissl, E. Sallinger, S. Schulte, and M. Borkowski, "Towards Cross-Blockchain Smart Contracts," 2020.
- [13] P. Robinson, "Consensus for Crosschain Communications," apr 2020. [Online]. Available: <http://arxiv.org/abs/2004.09494>
- [14] Clearmatics, "General interoperability framework for trustless cross-system interaction," 2018. [Online]. Available: <https://github.com/clearmatics/ion>
- [15] B. Edgington, "State of Ethereum Protocol \#2: The Beacon Chain," 2018. [Online]. Available: <https://media.consensys.net/state-of-ethereum-protocol-2-the-beacon-chain-c6b6a9a69129>
- [16] Z. Liu, Y. Xiang, J. Shi, P. Gao, H. Wang, X. Xiao, B. Wen, and Y. C. Hu, "Hyperservice: Interoperability and programmability across heterogeneous blockchains," in *Proceedings of the ACM Conference on Computer and Communications Security*. New York, NY, USA: Association for Computing Machinery, nov 2019, pp. 549–566. [Online]. Available: <https://dl.acm.org/doi/10.1145/3319535.3355503>
- [17] R. Saltini, "IBFT 2.0 Gray Paper version 0.2," 2019. [Online]. Available: [https://github.com/PegaSysEng/ibft2.x/raw/master/gray\\_paper/ibft2\\_gray\\_paper.pdf](https://github.com/PegaSysEng/ibft2.x/raw/master/gray_paper/ibft2_gray_paper.pdf)
- [18] P. Robinson, "Performance Overhead of Atomic Crosschain Transactions," in *2020 IEEE Symposium on Computers and Communications (ISCC)*, jul 2020, pp. 1–6. [Online]. Available: <https://doi.org/10.1109/ISCC50000.2020.9219738>
- [19] —, "The merits of using Ethereum MainNet as a Coordination Blockchain for Ethereum Private Sidechains," *The Knowledge Engineering Review*, vol. 35, p. e30, jun 2020. [Online]. Available: [https://www.cambridge.org/core/product/identifier/S0269888920000296/type/journal\\_article](https://www.cambridge.org/core/product/identifier/S0269888920000296/type/journal_article)