arXiv:2011.12781v6 [stat.ME] 6 Apr 2023

Functional principal component analysis for cointegrated functional time series

Won-Ki Seo*
University of Sydney

Abstract

Functional principal component analysis (FPCA) has played an important role in the development of functional time series analysis. This note investigates how FPCA can be used to analyze cointegrated functional time series and proposes a modification of FPCA as a novel statistical tool. Our modified FPCA not only provides an asymptotically more efficient estimator of the cointegrating vectors, but also leads to novel FPCA-based tests for examining essential properties of cointegrated functional time series.

MSC 2020: 62M10.

Keywords: Functional principal component analysis; functional time series; unit roots; cointegration.

1 Introduction

Functional principal component analysis (FPCA) has been a central tool for functional time series (FTS) in various contexts encompassing FTS regression (Park and Qian, 2012; Seong and Seo, 2022), prediction (Hyndman and Ullah, 2007; Aue et al., 2015) and long memory FTS (Li et al., 2020) to name a few. In the recent work by Chang et al. (2016), FPCA is applied to nonstationary cointegrated FTS. Given that many economic time series are nonstationary but allow a long run stable relationship, their analysis paves the way for potential applications and extensions (see e.g., Chang et al., 2020, Li et al., 2022, Seo and Shang, 2022).

This note further investigates how FPCA can be used in statistical analysis of cointegrated FTS $\{X_t\}_{t\geq 1}$ taking values in a Hilbert space $\mathcal{H}$. Cointegrated FTS considered in this paper can be decomposed by orthogonal projections P^N and $P^S = I - P^N$ (where I denotes the identity map) into a finite dimensional unit root process $\{P^N X_t\}_{t\geq 1}$ and a potentially infinite dimensional stationary process $\{P^S X_t\}_{t\geq 1}$. When such a time series is given, it is important to estimate P^N or P^S since either of them characterizes the cointegrating behavior. Chang et al. (2016) earlier studied how the eigenelements of the sample covariance operator can be used to construct a consistent estimator of P^N. In this note, we first add some novel asymptotic results, including the convergence rate and the asymptotic limit of the existing estimator of P^N (or P^S) obtained from FPCA. Based on the results, we propose a modified FPCA methodology that guarantees (i) a more asymptotically efficient estimator and (ii) a more convenient asymptotic limit which leads to novel statistical tests for examining hypotheses about cointegration. Our modified FPCA is motivated from semiparametric modifications to obtain asymptotically efficient estimators of the cointegrating vectors in a multivariate cointegrated system as in Phillips and Hansen (1990) and Harris (1997), where the latter article is more related to the present paper (this will be discussed in detail in Section A of the Supplementary Material to this article).

*I am grateful to anonymous referees, the coeditor, and the editor of the journal for helpful comments. I also thank Brendan Beare and Morten Nielsen for their comments. This note supersedes the manuscript "Fully modified functional principal component analysis for cointegrated functional time series", posted at https://arxiv.org/abs/2011.12781. Email : won-ki.seo@sydney.edu.au

The rest of this paper is organized as follows. Section 2 provides main assumptions. In Section 3, we discuss on the ordinary FPCA and our proposed modification of it as statistical tools to estimate P^N or P^S, and provide the relevant asymptotic theory. Based on our modified FPCA, Section 4 gives statistical tests to examine various hypotheses on cointegration. In Section 5, we conclude with some cautions about using our methodology in practice and present some idea how the methodology can be further extended. The Supplementary Material to this article contains six sections (Sections A-F) on some extensions of the theoretical results to be given, Monte Carlo simulations, empirical applications and mathematical proofs.

We review notation for the subsequent sections. Let $\mathcal{H}$ denote a real separable Hilbert space with inner product $\langle \cdot, \cdot \rangle$ and norm $\| \cdot \| = \langle \cdot, \cdot \rangle^{1/2}$. The space of bounded linear operator is denoted by $\mathcal{L}_{\mathcal{H}}$, which is assumed to be equipped with the operator norm $\| \cdot \|_{\mathcal{L}_{\mathcal{H}}}$. For any $A \in \mathcal{L}_{\mathcal{H}}$, its adjoint ($A^*$), range ($\operatorname{ran} A$), kernel ($\ker A$), rank ($\operatorname{rank} A$), and Moore-Penrose inverse ($A^\dagger$) are introduced in Section E.1. Moreover, various properties of $A \in \mathcal{L}_{\mathcal{H}}$ such as compactness, positive (semi)definiteness and self-adjointness are also defined in detail. As discussed in Section E.1, if A is self-adjoint, positive semidefinite, and compact, we may define its m-regularized inverse $A|_m^\dagger = \sum_{j=1}^m a_j^{-1} u_j \otimes u_j$ where $\{a_j\}_{j=1}^m$ are positive eigenvalues of A and $\{u_j\}_{j=1}^m$ are the corresponding eigenvectors; $A|_m^\dagger$ is understood as the partial inverse of A on the restricted domain $\operatorname{span}(\{u_j\}_{j=1}^m)$ (for convenience, we let $A|_m^\dagger = 0$ if $A = 0$). Random elements taking values in $\mathcal{H}$ and $\mathcal{L}_{\mathcal{H}}$ are introduced in Section E.2. We let $L^2_{\mathcal{H}}$ denote the space of $\mathcal{H}$-valued random variables X satisfying $\mathbb{E}X = 0$ and $\mathbb{E}\|X\|^2 < \infty$. For any $X \in L^2_{\mathcal{H}}$, its covariance operator is defined by $C_X = \mathbb{E}[X \otimes X]$. If A is a random linear operator taking values in $\mathcal{L}_{\mathcal{H}}$ and $x_1, \ldots, x_n, y_1, \ldots, y_n \in \mathcal{H}$ for $n \in \mathbb{N}$, we let the distribution of $(\langle Ax_1, y_1 \rangle, \ldots, \langle Ax_n, y_n \rangle)'$ be called the finite dimensional distribution (fdd) of A with respect to the choice of vectors; if $n = m^2$ for $m \in \mathbb{N}$, $x_j = e_j$ and $y_k = e_k$ for all $j, k \leq m$, and $\{e_j\}_{j=1}^m$ is an orthonormal basis of a subspace $\mathcal{H}_m$, then the associated fdd can be viewed as the distribution of A as a map from $\mathcal{H}_m$ to $\mathcal{H}_m$ If two random bounded linear operators A and B have the same fdd regardless of n and $x_1, \ldots, x_n, y_1, \ldots, y_n \in \mathcal{H}$, we write $A =_{\text{fdd}} B$. Moreover, if $\{A_j\}_{j \geq 1}$ is a sequence of random elements in $\mathcal{L}_{\mathcal{H}}$ and $\|A_j - A\|_{\mathcal{L}_{\mathcal{H}}} \to_p 0$ for some A taking its value in $\mathcal{L}_{\mathcal{H}}$, we write $A_j \to_{\mathcal{L}_{\mathcal{H}}} A$.

2 Cointegrated FTS in Hilbert space

We let $\{\varepsilon_t\}_{t \in \mathbb{Z}}$ be an iid sequence in $L^2_{\mathcal{H}}$ with a positive definite covariance and let $\{\Phi_j\}_{j \geq 0}$ be a sequence in $\mathcal{L}_{\mathcal{H}}$ satisfying $\sum_{j=0}^\infty j \|\Phi_j\|_{\mathcal{L}_{\mathcal{H}}} < \infty$. We define $\{\zeta_t\}_{t \in \mathbb{Z}}$ and $\{\eta_t\}_{t \in \mathbb{Z}}$ as follows,

$$\zeta_t = \sum_{j \geq 0} \Phi_j \varepsilon_{t-j}, \qquad \eta_t = \sum_{j \geq 0} \widetilde{\Phi}_j \varepsilon_{t-j}, \qquad t \in \mathbb{Z},$$

where $\widetilde{\Phi}_j = -\sum_{k \geq j+1} \Phi_k$. We consider a sequence $\{X_t\}_{t \geq 0}$ of which first differences $\Delta X_t = X_t - X_{t-1}$ satisfy the equations $\Delta X_t = \zeta_t$ for $t \geq 1$. Then by the Phillips-Solo decomposition (and ignoring the initial values X_0 and η_0 that are unimportant in the development of our asymptotic theory), we find that

$$X_t = \Phi(1)\varepsilon_t^c + \eta_t, \quad t \geq 1, \tag{2.1}$$

where $\varepsilon_t^c = \sum_{s=1}^t \varepsilon_s$ and $\Phi(1) = \sum_{j \geq 0} \Phi_j$. Note that $\{X_t\}_{t \geq 1}$ is a unit-root-type nonstationary process unless $\Phi(1) = 0$; however it may have an element x such that $\{\langle X_t, x \rangle\}_{t \geq 1}$ is stationary. Such an element is called a cointegrating vector, and the collection of the cointegrating vectors, denoted by $\mathcal{H}^S$, is called the cointegrating space. The attractor space, denoted by $\mathcal{H}^N$, is defined by the orthogonal complement to $\mathcal{H}^S$.

When X_t satisfies (2.1), $\mathcal{H}^S$ (resp. $\mathcal{H}^N$) is given by $[\operatorname{ran}\Phi(1)]^\perp$ (resp. the closure of $\operatorname{ran}\Phi(1)$), in this case, $\mathcal{H} = \mathcal{H}^N \oplus \mathcal{H}^S$ and the orthogonal projection P^N onto $\mathcal{H}^N$ is uniquely defined (see Proposition 3.3 of Beare et al., 2017). Then $P^S = I - P^N$ is the orthogonal projection onto $\mathcal{H}^S$. Note that $\{P^N X_t\}_{t\geq 1}$ is a unit root process which does not allow any cointegrating vector while $\{P^S X_t\}_{t\geq 1}$ is stationary.

$\{X_t\}_{t\geq 1}$ in (2.1) has zero mean by construction, but which is not essentially required in this paper. A deterministic component such as a nonzero intercept or a linear trend may be allowed in our analysis with a proper modification, which will be discussed in Section C of the Supplementary Material.

For our asymptotic analysis, we apply the following additional conditions throughout.

Assumption M. (i) $\sum_{j=0}^{\infty} j\|\widetilde{\Phi}_j\|_{\mathcal{L}_{\mathcal{H}}} < \infty$ *and* (ii) $\varphi = \operatorname{rank}\Phi(1) \in [0,\infty)$.

Assumption M-(i) is employed for mathematical proofs, which may not be restrictive in practice. Assumption M-(ii) implies that $\dim(\mathcal{H}^N) < \infty$, which is commonly assumed in the recent literature on cointegrated FTS for statistical analysis, see e.g., Chang et al. (2016) and Nielsen et al. (2022).

Remark 2.1. Finiteness of φ seems to be reasonable in many empirical examples; see Chang et al. (2016, Section 5) and Nielsen et al. (2022, Section 5). Moreover, it is known that functional autoregressive (AR) processes with unit roots (including functional ARMA processes that are considered in e.g. Klepsch et al., 2017) with compact AR operators always satisfy Assumption M-(ii); see Beare and Seo (2020), Franchi and Paruolo (2020) and Seo (2022). It is common to assume compactness of AR operators in statistical analysis of such time series, and thus Assumption M-(ii) does not seem to be restrictive in practice.

The case with $\mathcal{H}^S = \{0\}$ for each φ is uninteresting for our study of cointegrated FTS, and thus such a case is not considered throughout this paper. Moreover, if $\varphi = 0$, $\{X_t\}_{t\geq 1}$ is stationary and thus $\mathcal{H}^N = \{0\}$; this is also an uninteresting case except when we examine the null hypothesis of $\varphi = 0$ in Section 4. Thus, our asymptotic theory, to be developed in this section, concerns the case when $\varphi \geq 1$.

Related to a sequence $\{X_t\}_{t\geq 1}$ satisfying Assumption M, it will be convenient to introduce additional notation. Note that the identity $I = P^N + P^S$ implies the following operator decomposition: for $A \in \mathcal{L}_{\mathcal{H}}$,

$$A = A^{NN} + A^{NS} + A^{SN} + A^{SS}, \quad A^{ij} = P^i A P^j, \quad i \in \{N,S\}, \quad j \in \{N,S\}. \tag{2.2}$$

We also define

$$\mathcal{E}_t^N = P^N \zeta_t, \qquad \mathcal{E}_t^S = P^S \eta_t, \qquad \mathcal{E}_t = \mathcal{E}_t^N + \mathcal{E}_t^S; \tag{2.3}$$

note that each sequence of $\mathcal{E}_t^N$, $\mathcal{E}_t^S$ and $\mathcal{E}_t$ is stationary in $\mathcal{H}$. We then let Ω (resp. Γ) denote the long run covariance (resp. one-sided long run covariance) operator of $\{\mathcal{E}_t\}_{t\in\mathbb{Z}}$, which are defined by

$$\Omega = \Gamma + \sum_{j\geq 1} \mathbb{E}[\mathcal{E}_{t-j} \otimes \mathcal{E}_t] \quad \text{and} \quad \Gamma = \sum_{j\geq 0} \mathbb{E}[\mathcal{E}_t \otimes \mathcal{E}_{t-j}]. \tag{2.4}$$

Ω and Γ are well defined under Assumption M. As in (2.2), we may also decompose those operators as $\Omega = \Omega^{NN} + \Omega^{NS} + \Omega^{SN} + \Omega^{SS}$ and $\Gamma = \Gamma^{NN} + \Gamma^{NS} + \Gamma^{SN} + \Gamma^{SS}$. We let $W = \{W(r)\}_{r\in[0,1]}$ denote Brownian motion in $\mathcal{H}$ whose covariance operator is given by Ω (see e.g., Chen and White, 1998). We then let $W^N = P^N W$ and $W^S = P^S W$. Note that W^N and W^S are correlated unless $\Omega^{NS} = \Omega^{SN} = 0$.

For convenience in our asymptotic analysis, we employ the following assumption: in the assumption below, we let the long-run covariance Ω of $\mathcal{E}_t$ be positive definite on $\mathcal{H}$ and, for $x_1, \ldots, x_k \in \mathcal{H}$, $\mathcal{E}_{k,t} =$

$(\langle \mathcal{E}_t, x_1\rangle, \ldots, \langle \mathcal{E}_t, x_k\rangle)'$ and $W_k(s) = (\langle W(s), x_1\rangle, \ldots, \langle W(s), x_k\rangle)'$.

Assumption W. *For any $k \geq 1$ and $x_1, \ldots, x_k \in \mathcal{H}$, $T^{-1}\sum_{t=1}^{T}\left(\sum_{s=1}^{t}\mathcal{E}_{k,s}\right)\mathcal{E}'_{k,t}$ converges in distribution to $\int_0^1 W_k(s)dW_k(s)' + \sum_{j\geq 0}\mathbb{E}[\mathcal{E}_{k,t-j}\mathcal{E}'_{k,t}]$.*

Appropriate lower-level conditions for the above can be found in Hansen (1992); specifically, Assumption W is satisfied if (i) $\{T^{-1/2}\sum_{t=1}^{\lfloor Ts\rfloor}\mathcal{E}_{k,t}\}_{s\in[0,1]}$ converges weakly in the Skorohod topology to W_k, (ii) $\sup_{t\geq 1}\|\mathcal{E}_t\|^a < \infty$, and (iii) $\{\mathcal{E}_t\}_{t\geq 1}$ is strongly mixing of size $-ab(a-b)$ for some $a > b > 2$. Among these conditions, the first is implied by Assumption M (see Lemma F.1 in the Supplementary Material).

3 FPCA of cointegrated FTS and asymptotic results

3.1 Ordinary FPCA of cointegrated FTS

We now consider estimation of P^N and P^S from observations $\{X_t\}_{t=1}^T$. Throughout this section, we assume that $\varphi = \dim(\mathcal{H}^N)$ is known. Of course, this is not a realistic assumption in most applications. However, we already have a few available methods to determine φ such as those in Chang et al. (2016), Nielsen et al. (2022), and Li et al. (2022). In addition to those, it will be shown in Section 4 that the asymptotic results to be given in this section lead to a novel FPCA-based testing procedure to determine φ.

The sample covariance operator $\widehat{C}$ of $\{X_t\}_{t=1}^T$ is the random operator given by $\widehat{C} = T^{-1}\sum_{t=1}^T X_t \otimes X_t$. Broadly speaking, FPCA reduces to solving the following eigenvalue problem associated with $\widehat{C}$,

$$\widehat{C}\hat{v}_j = \hat{\lambda}_j\hat{v}_j, \quad j = 1, 2, \ldots, \tag{3.1}$$

where $\hat{\lambda}_1 \geq \ldots \geq \hat{\lambda}_T \geq 0 = \hat{\lambda}_{T+1} = \hat{\lambda}_{T+2} = \ldots$ and $\{\hat{v}_j\}_{j\geq 1}$ constitutes an orthonormal basis of $\mathcal{H}$. From the estimated eigenvectors $\{\hat{v}_j\}_{j\geq 1}$, we construct our preliminary estimators of P^N and P^S as follows,

$$\widehat{P}^N_\varphi = \sum_{j=1}^{\varphi}\hat{v}_j \otimes \hat{v}_j, \qquad \widehat{P}^S_\varphi = I - \widehat{P}^N_\varphi. \tag{3.2}$$

Note that φ as a subscript in (3.2) denotes the the number of eigenvectors used to construct $\widehat{P}^N_\varphi$; even if keeping such a subscript may increase notational complexity, it will be eventually helpful to avoid potential confusion when we need to consider $\widehat{P}^N_{\varphi_0}$, the projection onto $\mathrm{span}\{\hat{v}_j\}_{j=1}^{\varphi_0}$, for a hypothesized value φ_0 in Section 4. To investigate the asymptotic properties of the preliminary estimators, we may establish the limiting behavior of either of $\widehat{P}^N_\varphi - P^N$ or $\widehat{P}^S_\varphi - P^S$ (one is simply given by the negative of the other). The following theorem deals with the former case: we hereafter write $\int A(r)$ to denote $\int_0^1 A(r)dr$ for any operator- or vector-valued function A defined on $[0, 1]$.

Theorem 3.1. *Suppose that Assumptions M and W hold with $\varphi \geq 1$. Then*

$$T(\widehat{P}^N_\varphi - P^N) \quad \to_{\mathcal{L}_\mathcal{H}} \quad \mathrm{F} + \mathrm{F}^*,$$

where $\mathrm{F} =_{\mathrm{fdd}} \left(\int W^N(r)\otimes W^N(r)\right)^\dagger\left(\int dW^S(r)\otimes W^N(r) + \Gamma^{NS}\right)$.

Chang et al. (2016, Proposition 2.1) earlier established that $\|\widehat{P}^N_\varphi - P^N\|_{\mathcal{L}_\mathcal{H}} = \mathrm{O}_p(T^{-1})$. Theorem 3.1 extends their result by providing a more detailed limiting behavior of $\widehat{P}^N_\varphi$. Even if Theorem 3.1 implies consistency of $\widehat{P}^N_\varphi$, it does not facilitate a direct asymptotic inference since F depends on nuisance parameters. We particularly focus on Γ^{NS} and Ω^{NS}; as shown in Theorem 3.1, $\Gamma^{NS} \neq 0$ makes the limiting ran-

dom operator $\mathrm{F}+\mathrm{F}^*$ be not centered at zero, and $\Omega^{NS} \neq 0$ makes W^N and W^S be correlated. Therefore, the asymptotic limit of any statistic based on $\widehat{P}_\varphi^N$ or $\widehat{P}_\varphi^S$ is, if it exists, also dependent on Γ^{NS} and Ω^{NS} in general. As will be shown throughout this paper, elimination of such dependence is the most important step to our modified FPCA and statistical tests based on it.

3.2 Modified FPCA for cointegrated FTS

We now propose a modification of the ordinary FPCA, which not only provides an asymptotically more efficient estimator of P^N (or P^S) but establishes the foundation for our statistical tests that will be developed in Section 4. Our modified FPCA may be viewed as an adjustment of the ordinary FPCA for cointegrated FTS rather than an alternative methodology; we actually take full advantage of the asymptotic properties of the preliminary estimators given in Section 3.1. To introduce our methodology, we first define

$$Z_{\varphi,t} = \widehat{P}_\varphi^N \Delta X_t + \widehat{P}_\varphi^S X_t, \qquad t = 1, \ldots, T, \tag{3.3}$$

where $\widehat{P}_\varphi^N$ and $\widehat{P}_\varphi^S$ are the preliminary estimators obtained from the ordinary FPCA in Section 3. Then the sample counterparts of Ω and Γ given in (2.4) are defined by

$$\widehat{\Omega}_\varphi = \widehat{\Gamma}_\varphi + \frac{1}{T}\sum_{s=1}^{T-1} \mathrm{k}\left(\frac{s}{h}\right) \sum_{t=s+1}^{T} Z_{\varphi,t-s} \otimes Z_{\varphi,t} \quad \text{and} \quad \widehat{\Gamma}_\varphi = \frac{1}{T}\sum_{s=0}^{T-1} \mathrm{k}\left(\frac{s}{h}\right) \sum_{t=s+1}^{T} Z_{\varphi,t} \otimes Z_{\varphi,t-s}, \tag{3.4}$$

where $\mathrm{k}(\cdot)$ (resp. h) is the kernel (resp. the bandwidth) satisfying the following conditions:

Assumption K. (i) $\mathrm{k}(0) = 1$, $\mathrm{k}(u) = 0$ *if* $u > \kappa$ *with some* $\kappa > 0$, k *is continuous on* $[0, \kappa]$, *and* (ii) $h \to \infty$ *and* $h/T \to 0$ *as* $T \to \infty$.

Note that the one-sided kernel $\mathrm{k}(\cdot)$ in Assumption K satisfies the identical conditions given by Horváth et al. (2013) for estimation of the long run covariance of a stationary FTS. From the identity $I = \widehat{P}_\varphi^N + \widehat{P}_\varphi^S$, we may decompose $\widehat{\Omega}_\varphi$ and $\widehat{\Gamma}_\varphi$ as in (2.2), i.e., $\widehat{\Omega}_\varphi = \widehat{\Omega}_\varphi^{NN} + \widehat{\Omega}_\varphi^{NS} + \widehat{\Omega}_\varphi^{SN} + \widehat{\Omega}_\varphi^{SS}$ and $\widehat{\Gamma}_\varphi = \widehat{\Gamma}_\varphi^{NN} + \widehat{\Gamma}_\varphi^{NS} + \widehat{\Gamma}_\varphi^{SN} + \widehat{\Gamma}_\varphi^{SS}$. We then define a modified variable $X_{\varphi,t}$ as follows,

$$X_{\varphi,t} = X_t - \widehat{\Omega}_\varphi^{SN} \left(\widehat{\Omega}_\varphi^{NN}|_\varphi^\dagger\right) \widehat{P}_\varphi^N \Delta X_t, \qquad t = 1, \ldots, T. \tag{3.5}$$

The φ-regularized inverse $\widehat{\Omega}_\varphi^{NN}|_\varphi^\dagger$ in (3.5) can easily be computed from eigendecomposition of $\widehat{\Omega}^{NN}$ once we know φ. Let $\widehat{C}_\varphi$ be the sample covariance operator of $\{X_{\varphi,t}\}_{t=1}^T$, i.e., $\widehat{C}_\varphi = T^{-1}\sum_{t=1}^T X_{\varphi,t} \otimes X_{\varphi,t}$. Roughly speaking, replacing $\widehat{C}$ with $\widehat{C}_\varphi$ in (3.1) has the effect of transforming W^S, appearing in the expression of F in Theorem 3.1, into another Brownian motion that is independent of W^N; however, this does not resolve the issue that the center of the limiting operator depends on nuisance parameters. We therefore need a further adjustment, which is achieved by considering the following modified eigenvalue problem:

$$\left(\widehat{C}_\varphi - \widehat{\Upsilon}_\varphi - \widehat{\Upsilon}_\varphi^*\right) \hat{w}_j = \hat{\mu}_j \hat{w}_j, \quad j = 1, 2, \ldots, \tag{3.6}$$

where

$$\widehat{\Upsilon}_\varphi = \widehat{\Gamma}_\varphi^{NS} - \widehat{\Gamma}_\varphi^{NN} \left(\widehat{\Omega}_\varphi^{NN}|_\varphi^\dagger\right) \widehat{\Omega}_\varphi^{NS}. \tag{3.7}$$

Note that the operator $\widehat{C}_\varphi - \widehat{\Upsilon}_\varphi - \widehat{\Upsilon}_\varphi^*$ is self-adjoint, so (3.6) does not produce any complex eigenvalues.

From the estimated eigenvectors $\{\hat{w}_j\}_{j\geq 1}$, we construct our proposed estimators of P^N and P^S as follows:

$$\widehat{\Pi}_\varphi^N = \sum_{j=1}^{\varphi} \hat{w}_j \otimes \hat{w}_j, \qquad \widehat{\Pi}_\varphi^S = I - \widehat{\Pi}_\varphi^N. \tag{3.8}$$

Note that $\widehat{\Pi}_\varphi^N$ and $\widehat{\Pi}_\varphi^S$ are simply obtained by replacing $\hat{v}_j$ with $\hat{w}_j$ in (3.2). The asymptotic properties of $\widehat{\Pi}_\varphi^N$ or $\widehat{\Pi}_\varphi^S$ are described by the following theorem.

Theorem 3.2. *Suppose that Assumptions M, W and K hold with $\varphi \geq 1$. Then*

$$T(\widehat{\Pi}_\varphi^N - P^N) \quad \to_{\mathcal{L}_\mathcal{H}} \quad \mathrm{G} + \mathrm{G}^*,$$

where $\mathrm{G} =_{\mathrm{fdd}} \left(\int W^N(r) \otimes W^N(r)\right)^\dagger \left(\int dW^{S.N}(r) \otimes W^N(r)\right)$, $W^{S.N}(r) = W^S(r) - \Omega^{SN}(\Omega^{NN})^\dagger W^N(r)$, *and* $W^{S.N}$ *is independent of* W^N.

The asymptotic limit of the proposed estimator $\widehat{\Pi}_\varphi^N$ is of a more convenient form than that of the preliminary estimator based on the ordinary FPCA. First note that the limiting operator $\mathrm{G} + \mathrm{G}^*$ is now centered at zero, whereas $\mathrm{F} + \mathrm{F}^*$ in Theorem 3.1 is not so in general due to Γ^{NS}. In addition, G is characterized by two independent Brownian motions while F is not so in general due to Ω^{NS}. These properties of $\widehat{\Pi}_\varphi^N$ not only help us develop statistical tests for examining various hypotheses about cointegration in Section 4, but also make $\widehat{\Pi}_\varphi^N$ asymptotically more efficient than $\widehat{P}_\varphi^N$ in a certain sense, see Remark 3.1.

Remark 3.1. For any k, $x = (x_1, \ldots, x_k) \in \mathcal{H}^k$ and $y = (y_1, \ldots, y_k) \in \mathcal{H}^k$, let $\widehat{P}(k, x, y) = (\langle TP^N \widehat{P}_\varphi^S x_1, y_1\rangle, \ldots, \langle TP^N \widehat{P}_\varphi^S x_k, y_k\rangle)'$ and $\widehat{\Pi}(k, x, y) = (\langle TP^N \widehat{\Pi}_\varphi^S x_1, y_1\rangle, \ldots, \langle TP^N \widehat{\Pi}_\varphi^S x_k, y_k\rangle)'$. From similar arguments used in Saikkonen (1991, Theorem 3.1) and Harris (1997, Section 2), the following can be shown: for any choice of k, x, y, and $\Theta \subset \mathbb{R}^k$ that is convex and symmetric around the origin, $\lim_{T\to\infty} \text{Prob.}\{\widehat{\Pi}(k, x, y) \in \Theta\} \geq \lim_{T\to\infty} \text{Prob.}\{\widehat{P}(k, x, y) \in \Theta\}$ and the equality does not hold in general unless $\Omega^{NS} = \Gamma^{NS} = 0$. A detailed discussion is given at the end of Section F.1.2 in the Supplementary Material. This implies that the asymptotic distribution of $\widehat{\Pi}(k, x, y)$ is more concentrated at zero than that of $\widehat{P}(k, x, y)$. A similar result can be shown for $P^S \widehat{\Pi}_\varphi^N$ and $P^S \widehat{P}_\varphi^N$. In this sense, we say that $\widehat{\Pi}_\varphi^N$ is more asymptotically efficient than $\widehat{P}_\varphi^N$.

Remark 3.2. Our methodology can be applied in the case where $\dim(\mathcal{H}) < \infty$ without further adjustment, which is differentiated from that the existing methods (Nielsen et al., 2022, Chang et al., 2016, and Li et al., 2022) are only discussed in a specific infinite dimensional Hilbert space setting. In this finite dimensional case, the modified FPCA is related to the PCA methodology of Harris (1997), but the latter cannot directly be applied to an infinite dimensional setting. For more details, see Section A of the Supplementary Material.

Remark 3.3. We assumed that $\varphi = \dim(\mathcal{H}^N)$ is known in this section, but this is not generally possible for practitioners. Of course, φ can be replaced by its consistent estimator and this does not affect the asymptotic result given by Theorem 3.2. Nevertheless, as long as this replacement is necessary, our estimator is not guaranteed to be better (in the sense of Remark 3.1) than the ordinary FPCA-based estimator in finite samples; more detailed discussion on this issue is beyond the scope of the present article and hence we leave it as a future work. Despite this limitation, Theorem 3.2 by itself can be a basis for statistical inference on cointegrated FTS, and one such example is our test to be presented in the next section.

4 Applications: statistical tests based on the modified FPCA

We develop statistical tests to examine various hypotheses about $\mathcal{H}^N$ or $\mathcal{H}^S$ based on the asymptotic results given in Section 3.2. As in the previous sections, we focus on the case without deterministic terms; the discussion is extended to allow a deterministic component in Section C of the Supplementary Material.

4.1 FPCA-based test for the dimension of $\mathcal{H}^N$

In the previous sections, we need prior knowledge of $\varphi = \dim(\mathcal{H}^N)$. We here provide a novel FPCA-based test that can be applied sequentially to determine φ. Consider the following null and alternative hypotheses,

$$H_0 : \dim(\mathcal{H}^N) = \varphi_0 \quad \text{against} \quad H_1 : \dim(\mathcal{H}^N) > \varphi_0, \tag{4.1}$$

for $\varphi_0 \geq 0$. It is worth mentioning that stationarity of $\{X_t\}_{t\geq 1}$, i.e., $\varphi_0 = 0$, can be examined by the test to be developed. This means that our test can be used as an alternative to the existing tests of stationarity of FTS proposed by e.g. Horváth et al. (2014), Kokoszka and Young (2016), and Aue and van Delft (2020). It should also be noted that our selection of hypotheses in (4.1) is the opposite of that used for the existing tests proposed by Chang et al. (2016) and Nielsen et al. (2022) in the sense that the alternative hypothesis in those tests is set to $H_1 : \dim(\mathcal{H}^N) < \varphi_0$. Due to this difference, our test has its own advantage especially when it is sequentially applied to estimate φ; this will be more detailed in Remark 4.2.

For each φ_0, we define $\widehat{P}^N_{\varphi_0}$ and $\widehat{P}^S_{\varphi_0}$ as in (3.2) from the eigenproblem (3.1); if $\varphi_0 = 0$, $\widehat{P}^N_{\varphi_0}$ is set to zero. Given $\widehat{P}^N_{\varphi_0}$ and $\widehat{P}^S_{\varphi_0}$, define $Z_{\varphi_0,t}$, $\widehat{\Omega}_{\varphi_0}$, $\widehat{\Gamma}_{\varphi_0}$, $\widehat{\Upsilon}_{\varphi_0}$, $X_{\varphi_0,t}$, and $\widehat{C}_{\varphi_0}$ as in Section 3; see (3.3)-(3.7).

We expect from Theorem 3.1 that $\{\widehat{P}^S_{\varphi_0} X_t\}_{t\geq 1}$ will behave as a stationary process if $\varphi_0 = \varphi$ (since $\|\widehat{P}^S_{\varphi_0} - P^S\|_{\mathcal{L}_{\mathcal{H}}} = \mathrm{O}_p(T^{-1})$), and the eigenvectors $\{\hat{v}_j\}_{j=\varphi_0+1}^{\varphi}$ are asymptotically included in $\mathcal{H}^N$ if $\varphi_0 < \varphi$. In the latter case, $(\langle X_t, \hat{v}_{\varphi_0+1}\rangle, \ldots, \langle X_t, \hat{v}_{\varphi}\rangle)'$ is expected to behave as a unit root process, hence $\{\widehat{P}^S_{\varphi_0} X_t\}_{t\geq 1}$ will not be stationary. Based on this idea, it may be reasonable to ask if we can distinguish the correct hypothesis from incorrect ones specifying $\varphi_0 < \varphi$ by examining stationarity of $\{\widehat{P}^S_{\varphi_0} X_t\}_{t\geq 1}$.

To simplify the discussion, we focus on the time series $\{\langle X_t, \hat{v}_{\varphi_0+1}\rangle\}_{t\geq 1}$, which is expected to be stationary under H_0. To examine stationarity of $\{\langle X_t, \hat{v}_{\varphi_0+1}\rangle\}_{t\geq 1}$, we consider the following test statistic,

$$\frac{1}{T^2}\sum_{t=1}^{T}\sum_{s=1}^{t}\langle X_s, \hat{v}_{\varphi_0+1}\rangle^2 / \operatorname{LRV}(\langle X_t, \hat{v}_{\varphi_0+1}\rangle), \tag{4.2}$$

where $\operatorname{LRV}(\langle X_t, \hat{v}_{\varphi_0+1}\rangle) = \frac{1}{T}\sum_{s=-T+1}^{T-1} \mathrm{k}(|s|/h) \sum_{t=|s|+1}^{T} \langle X_t, \hat{v}_{\varphi_0+1}\rangle\langle X_{t-|s|}, \hat{v}_{\varphi_0+1}\rangle$, and $\mathrm{k}(\cdot)$ and h satisfy Assumption K. Note that the test statistic is given by the ratio of the sum of squared partial sums of the univariate time series $(\{\langle X_t, \hat{v}_{\varphi_0+1}\rangle\}_{t=1}^T)$ to its sample long-run variance $(\operatorname{LRV}(\langle X_t, \hat{v}_{\varphi_0+1}\rangle))$. This is similar to the well-known KPSS test for examining the null hypothesis of stationarity; however, it should be noted that (4.2) is not identical to the original LM statistic proposed by Kwiatkowski et al. (1992) unless $\{\langle X_t, \hat{v}_{\varphi_0+1}\rangle\}_{t=1}^T$ is demeaned (see Appendix of their paper). If $\Omega^{NS} = \Gamma^{NS} = 0$, the asymptotic null distribution of (4.2) does not depend on any nuisance parameters and is given by a functional of two independent standard Brownian motions. We thus may assess the plausibility of the null hypothesis with no significant difficulty. In general cases where $\Omega^{NS} = \Gamma^{NS} = 0$ is not satisfied, the limiting distribution of (4.2) depends on both of Ω^{NS} and Γ^{NS}, which are unknown in practice (see Theorem B.1 and its proof given in Section F.1 of the Supplementary Material). As expected from Theorem 3.1, this issue is linked closely to

the fact that the asymptotic limit of $\widehat{P}^S_{\varphi_0}$ depends on Ω^{NS} and Γ^{NS}.

The assumption that $\Omega^{NS} = \Gamma^{NS} = 0$ is too restrictive in modeling cointegrated FTS, hence a naive use of (4.2) in practice to examine (4.1) should be limited to very special circumstances. However, using the asymptotic results developed for our modified FPCA, the test statistic (4.2) can be modified to have an asymptotic null distribution that is free of nuisance parameters in general cases. Consider the following eigenvalue problem:

$$\left(\widehat{C}_{\varphi_0} - \widehat{\Upsilon}_{\varphi_0} - \widehat{\Upsilon}^*_{\varphi_0}\right) \hat{w}_j = \hat{\mu}_j \hat{w}_j, \quad j = 1, 2, \ldots. \tag{4.3}$$

We then replace X_t and $\hat{v}_{\varphi_0+1}$ in (4.2) with $X_{\varphi_0,t}$ and $\hat{w}_{\varphi_0+1}$, respectively, and obtain the following statistic:

$$\widehat{Q} = \frac{1}{T^2} \sum_{t=1}^{T} \sum_{s=1}^{t} \langle X_{\varphi_0,s}, \hat{w}_{\varphi_0+1} \rangle^2 / \operatorname{LRV}(\langle X_{\varphi_0,t}, \hat{w}_{\varphi_0+1} \rangle). \tag{4.4}$$

There is a big gain from this simple replacement: different from (4.2), the asymptotic null distribution of (4.4) does not depend on any nuisance parameters and is given by a functional of two independent standard Brownian motions without requiring $\Omega^{NS} = \Gamma^{NS} = 0$; this is, of course, closely related to the asymptotic result given by Theorem 3.2. We thus may asymptotically assess the plausibility of the null hypothesis relative to the alternative as follows: below, we let B and W denote *independent* φ_0-dimensional and one-dimensional standard Brownian motions, respectively.

Proposition 4.1. *Suppose that Assumptions M, W and K hold. Then* $\widehat{Q} \to_d \int \mathsf{V}^2(s)ds$ *under* H_0 *of* (4.1) *and* $\widehat{Q} \to_p \infty$ *under* H_1 *of* (4.1)*, where* $V(r) = \mathsf{W}(r) - \int d\mathsf{W}(s)\mathsf{B}(s)' \left(\int \mathsf{B}(s)\mathsf{B}(s)'\right)^{-1} \int_0^r \mathsf{B}(s)$*. The second term in the expression of* $V(r)$ *is regarded as zero if* $\varphi_0 = 0$*.*

If $\varphi_0 = 0$ (and thus $X_{\varphi,t} = X_t$, $\widehat{C}_{\varphi_0} = \widehat{C}$, and $\widehat{\Gamma}_{\varphi_0} = \widehat{\Gamma}^*_{\varphi_0} = 0$), the above test is similar but not identical to the test of Horváth et al. (2014); their test is based on computation of the eigenelements of the sample long-run covariance operator of X_t unlike ours is based on those of $\widehat{C}$. The asymptotic test given in Proposition 4.1 in fact corresponds to a special case of the general version of our FPCA-based test, which is discussed in the Supplementary Material (Section B); see also Section C.2 for our extension of the test for the case where there is a nonzero intercept and/or a linear trend.

Remark 4.1. To determine φ, we may apply our test for $\varphi_0 = 0, 1, \ldots$ sequentially. Let $\hat{\varphi}$ denote the value under H_0 that is not rejected for the first time at a fixed significance level α. We deduce from Theorem B.1 that Prob. $\{\hat{\varphi} = \varphi\} \to 1 - \alpha$ and Prob. $\{\hat{\varphi} < \varphi\} \to 0$. Note that, even if the sequential procedure requires multiple applications of the proposed test, the correct asymptotic size, α, is guaranteed without any adjustments; this property is shared by the existing sequential procedures developed in a Euclidean/Hilbert space setting (see e.g., Johansen, 1995; Nyblom and Harvey, 2000; Chang et al., 2016; Nielsen et al., 2022). If the significance level is chosen such that $\alpha \to 0$ as $T \to \infty$ then, Prob. $\{\hat{\varphi} = \varphi\} \to 1$.

Remark 4.2. In Chang et al. (2016) and Nielsen et al. (2022), φ is determined by testing the following hypotheses: for a pre-specified positive integer $\varphi_{\max}$ and $\varphi_0 = \varphi_{\max}, \varphi_{\max} - 1, \ldots, 1$,

$$H_0 : \dim(\mathcal{H}^N) = \varphi_0 \quad \text{against} \quad H_1 : \dim(\mathcal{H}^N) < \varphi_0,$$

sequentially until H_0 is not rejected for the first time. Note that we need a prior information on an upper bound of φ, i.e., $\varphi_{\max}$, for this type of procedure. However, in an infinite dimensional setting, there is no nat-

ural upper bound of $\dim(\mathcal{H}^N)$. On the other hand, our sequential procedure described in Remark 4.1 does not require such a prior information; the procedure first examines the null hypothesis $H_0 : \dim(\mathcal{H}^N) = 0$, and 0 is the minimal possible value of $\dim(\mathcal{H}^N)$. Even with this difference resulting from a different formulation of the alternative hypothesis, our method can be compared with the existing ones as a way to estimate φ. From our simulation study we find that our procedure seems to perform comparably with the recent method proposed by Nielsen et al. (2022) and tends to work better if the stationary component is persistent; see Section D.1 and Table 8. If $\varphi \geq 1$ is known in advance, φ can also be estimated by the eigenvalue ratio criterion proposed by Li et al. (2022) under their assumptions. Our procedure given in Remark 4.1 is significantly differentiated from any of these existing procedures, and thus ours can complement those in practice.

4.2 Tests of hypotheses about cointegration

Practitioners may be interested in testing various hypotheses about $\mathcal{H}^N$ or $\mathcal{H}^S$. For example, we may want to test if a specific element x_0 is included in $\mathcal{H}^N$ or the span of a specified set of vectors contains $\mathcal{H}^N$. More generally, we here consider testing the following hypotheses: for a specified subspace $\mathcal{M}$,

$$H_0 : \mathcal{M} \subset \mathcal{H}^N, \text{ or equivalently, } \mathcal{M}^\perp \supset \mathcal{H}^S \quad \text{against} \quad H_1 : H_0 \text{ is not true,} \tag{4.5}$$

$$H_0 : \mathcal{M} \supset \mathcal{H}^N, \text{ or equivalently, } \mathcal{M}^\perp \subset \mathcal{H}^S \quad \text{against} \quad H_1 : H_0 \text{ is not true.} \tag{4.6}$$

Let $P^{\mathcal{M}}$ denote the projection onto $\mathcal{M}$ and assume that φ is known; in practice, we may apply any statistical method discussed in Remarks 4.1 and 4.2 to determine φ. In this case, (4.5) and (4.6) can be tested by examining the dimension of the attractor space associated with the residuals $\{(I - P^{\mathcal{M}})X_t\}_{t\geq 1}$.

Specifically, let $\widehat{Q}_{\mathcal{M}}$ be the test statistic computed as in (4.4) from $\{(I - P^{\mathcal{M}})X_t\}_{t=1}^T$ for $\varphi_0 = \varphi - \dim(\mathcal{M})$ (resp. $\varphi_0 = 0$) if we examine (4.5) (resp. (4.6)). Then we may deduce from Proposition 4.1 that, under H_0 of (4.5), $\widehat{Q}_{\mathcal{M}} \to_d \int \mathsf{W}^2(s)ds$ while it diverges to infinity under H_1 of (4.5).

Remark 4.3. We assess the plausibility of H_0 in (4.5) or (4.6) by checking if the dimension of the attractor space associated with $\{(I-P^{\mathcal{M}})X_t\}_{t\geq 1}$ is higher than that is implied by H_0. This is possible since our test is consistent against the alternative hypotheses with higher dimensional attractor spaces. Unlike our proposed test, the top-down tests proposed by Chang et al. (2016) and Nielsen et al. (2022) cannot be used in this way.

4.3 Numerical studies on the proposed tests: a brief summary

In Sections D.1-D.2 of the Supplementary Material, we examine the finite sample properties of our proposed tests for (4.1), (4.5) and (4.6). The tests seem to perform reasonably but slightly over-reject the null hypothesis when the stationary component is persistent. We also compare the finite sample performance of our test as a way to estimate $\varphi = \dim(\mathcal{H}^N)$ (Remark 4.1) with the recent testing procedure of Nielsen et al. (2022). We found that, overall, ours performs comparably with theirs in general; moreover, in our simulation setting with a persistent stationary component, ours tends to outperform theirs. The performance of our testing procedure seems to be dependent on the choice of h while the method proposed by Nielsen et al. (2022) does not require such a bandwidth choice (since theirs does not require any long-run covariance estimation). Despite this disadvantage, we may conclude from the simulation evidence that our testing procedure can be an attractive alternative or complement to theirs. Of course, as mentioned in Remark 4.3, the proposed test in the present paper can also be used to examine various hypotheses on cointegration from a relevant residual

FTS, which may be another advantage of ours over the test of Nielsen et al. (2022). In addition to the simulation studies, we in Sections D.3 and D.4 illustrate our methodology with two empirical examples: U.S. age-specific employment rates and monthly earning densities.

5 Concluding remarks : some cautions and future direction

This note adds some novel asymptotic results for the FPCA-based estimator of P_N or P_S of cointegrated FTS. We then propose a modification of FPCA for statistical inference on the cointegrating behavior. Some cautions need to be made for practitioners. First, in order for the modified FPCA to work well, we need to accurately estimate P_N first; however, as remarked by Nielsen et al. (2022), it is not easy particularly if $\dim(\mathcal{H}^N)$ is large but the sample size is small. Moreover, this note does not address in detail on the choice of the bandwidth parameter h used to estimate long-run covariance operators of some residual time series considered in the note. Given that all such time series are expected to be stationary, the method proposed by Rice and Shang (2017) may be used, but this issue obviously requires a further investigation. Despite these limitations, our proposed methodology gives us some useful results, such as statistical tests on $\dim(\mathcal{H}^N)$ and cointegrating properties. To put it in more detail, our test as a way to estimate $\dim(\mathcal{H}^N)$ performs comparably with the existing methods (it is found to perform better for some simulation setting considered in Section D.1), and the test by itself can be used to examine various hypotheses on cointegration (see Remark 4.3); see also Remarks 3.1 and 3.2. The theoretical results in this paper may be used for more sophisticated statistical models requiring dimension-reduction of a FTS exhibiting unit-root-like behavior; a potential example may be the cointegrating regression model involving functional regressors. Provided that practitioners want to employ FPCA-based dimension-reduction, which has been widely used in various contexts, our results will be helpful to derive detailed asymptotic properties of estimators for such models.

References

Aue A, Norinho DD, Hörmann S. 2015. On the prediction of stationary functional time series. *Journal of the American Statistical Association 110*(509), 378–392.

Aue A, van Delft A. 2020. Testing for stationarity of functional time series in the frequency domain. *Annals of Statistics 48*(5), 2505–2547.

Beare BK, Seo J, Seo WK. 2017. Cointegrated linear processes in Hilbert space. *Journal of Time Series Analysis 38*(6), 1010–1027.

Beare BK, Seo WK. 2020. Representation of I(1) and I(2) autoregressive Hilbertian processes. *Econometric Theory 36*(5), 773–802.

Chang Y, Kaufmann RK, , Kim CS, Miller JI , Park JY, and Park S. 2020. Evaluating trends in time series of distributions: A spatial fingerprint of human effects on climate. *Journal of Econometrics 214*(1), 274–294.

Chang Y, Kim CS, and Park JY. 2016. Nonstationarity in time series of state densities. *Journal of Econometrics 192*(1), 152 – 167.

Chen X, White H. 1998. Central limit and functional central limit theorems for Hilbert-valued dependent heterogeneous arrays with applications. *Econometric Theory 14*(2), 260–284.

Franchi M, Paruolo P. 2020. Cointegration in funcational autoregressive processes. *Econometric Theory 36*(5), 803–839.

Hansen BE. 1992. Convergence to stochastic integrals for dependent heterogeneous processes. *Econometric Theory 8*(4), 489–500.

Harris D. 1997. Principal components analysis of cointegrated time series. *Econometric Theory 13*(4), 529–557.

Horváth L, Kokoszka P, Reeder R. 2013. Estimation of the mean of functional time series and a two-sample problem. *Journal of the Royal Statistical Society: Series B (Statistical Methodology) 75*(1), 103–122.

Horváth L, Kokoszka P, and Rice G. 2014. Testing stationarity of functional time series. *Journal of Econometrics 179*(1), 66–82.

Hyndman RJ, Ullah MS. 2007. Robust forecasting of mortality and fertility rates: a functional data approach. *Computational Statistics & Data Analysis 51*(10), 4942–4956.

Johansen S. 1995. *Likelihood-Based Inference in Cointegrated Vector Autoregressive Models*. Oxford University Press, Oxford.

Klepsch J, Klüppelberg C, Wei T. 2017. Prediction of functional ARMA processes with an application to traffic data. *Econometrics and Statistics 1*, 128–149.

Kokoszka P, Young G. 2016. KPSS test for functional time series. *Statistics 50*(5), 957–973.

Kwiatkowski D, Phillips PCB, Schmidt P, Shin Y. 1992. Testing the null hypothesis of stationarity against the alternative of a unit root: How sure are we that economic time series have a unit root? *Journal of Econometrics 54*(1-3), 159–178.

Li D, Robinson PM, Shang HL. 2020. Long-range dependent curve time series. *Journal of the American Statistical Association 115*(530), 957–971.

Li D, Robinson PM, Shang HL. 2022. Nonstationary fractionally integrated functional time series. *Bernoulli*, in press.

Nielsen, MØ, Seo WK, Seong D. 2022. Inference on the dimension of the nonstationary subspace in functional time series. *Econometric Theory*, in press.

Nyblom J, Harvey A. 2000. Tests of common stochastic trends. *Econometric Theory 16*(2), 176–199.

Park JY, Qian J. 2012. Functional regression of continuous state distributions. *Journal of Econometrics 167*(2), 397 – 412.

Phillips PCB, Hansen BE. 1990. Statistical inference in instrumental variables regression with I(1) processes. *Review of Economic Studies 57*(1), 99–125.

Phillips PCB, Solo V. 1992. Asymptotics for linear processes. *Annals of Statistics 20*(2), 971–1001.

Rice G, Shang HL. 2017. A plug-in bandwidth selection procedure for long-run covariance estimation with stationary functional time series. *Journal of Time Series Analysis*, 38(4), 591–609.

Saikkonen P. 1991. Asymptotically efficient estimation of cointegration regressions. *Econometric Theory 7*(1), 1–21.

Seo WK. 2022. Cointegration and representation of cointegrated autoregressive processes in Banch spaces. *Econometric Theory*, in press.

Seo WK, Shang HL. 2022. *Fractionally integrated curve time series with cointegration.* arXiv preprint arXiv:2212.04071.

Seong D, Seo WK. 2022. *Functional instrumental variable regression with an application to estimating the impact of immigration on native wages.* arXiv preprint arXiv:2110.12722.

Supplementary Material on "Functional principal component analysis for cointegrated functional time series"

Abstract

This supplementary material consists of two parts. In Part I, we provide some relevant extensions of the theoretical results given in the main article. In Part II, we provide mathematical justifications for the results given in the main article and Part I.

Outline

Part I of this supplementary material consists of four sections (Sections A-D). Section A shows how our modified FPCA is related to the PCA methodology proposed by Harris (1997). Section B provides a more general version of the statistical test given in Section 4.1 and Section C extends the theoretical results given in the main article (and also those in Section B). In Section D, we provide simulation results (to see the finite sample performances of the proposed tests) and empirical applications (to illustrate our methodology for practitioners). In Part II, we provide mathematical justifications for the theoretical results given in the main article and Part I. Section E summarizes mathematical preliminaries and Section F provides proofs.

Part I : Supplementary results and numerical studies

A Modified FPCA in a finite dimensional setting

We consider a special case when $\dim(\mathcal{H}) < \infty$ and the minimum eigenvalue of $\mathbb{E}[\mathcal{E}_t \otimes \mathcal{E}_t]$ is strictly positive. Even if our modified FPCA can be applied without any adjustment in this case, we here provide a way to obtain an estimator whose asymptotic properties are equal to those of $\widehat{\Pi}_\varphi^N$ given in Theorem 3.2. Define

$$\ddot{X}_{\varphi,t} = X_t - \widehat{\Omega}_\varphi^{SN} \left(\widehat{\Omega}_\varphi^{NN}|_\varphi^\dagger\right) \widehat{P}_\varphi^N \Delta X_t - \widehat{\Gamma}_\varphi^{SN} \widehat{C}_{\varphi,Z}^{-1} Z_{\varphi.t}, \qquad t = 1, \ldots, T,$$

where $\widehat{C}_{\varphi,Z} = T^{-1} \sum_{t=1}^T Z_{\varphi,t} \otimes Z_{\varphi,t}$. Let $\ddot{C}_\varphi$ be the sample covariance of $\{\ddot{X}_{\varphi,t}\}_{t=1}^T$ and consider the following eigenvalue problem,

$$\ddot{C}_\varphi \ddot{w}_j = \ddot{\mu}_j \ddot{w}_j, \quad j = 1, 2, \ldots, \dim(\mathcal{H}). \tag{A.1}$$

We then define $\ddot{\Pi}_\varphi^N = \sum_{j=1}^\varphi \ddot{w}_j \otimes \ddot{w}_j$ and $\ddot{\Pi}_\varphi^S = I - \ddot{\Pi}_\varphi^N$. In fact, (A.1) is a simple adaptation of the eigenvalue problem proposed in Harris (1997) for multivariate cointegrated systems. Based on the asymptotic results given in Harris (1997), the following can be shown.

Proposition A.1. *Suppose that Assumptions M, W and K hold with $\varphi \geq 1$, $\dim(\mathcal{H}) < \infty$, and the minimum eigenvalue of $\mathbb{E}[\mathcal{E}_t \otimes \mathcal{E}_t]$ is strictly positive. Then*

$$T(\ddot{\Pi}_\varphi^N - P^N) \quad \to_{\mathcal{L}_\mathcal{H}} \quad \mathrm{G} + \mathrm{G}^*,$$

where G *is given in Theorem 3.2.*

However, the asymptotic result given in Proposition A.1 essentially requires $\widehat{C}_{\varphi,Z}^{-1}$ to converge in probability to the inverse of $\mathbb{E}[\mathcal{E}_t \otimes \mathcal{E}_t]$ (see the proof of Theorem 2 in Harris, 1997). In an infinite dimensional setting, $\mathbb{E}[\mathcal{E}_t \otimes \mathcal{E}_t]$ does not allow its inverse as an element of $\mathcal{L}_\mathcal{H}$ and, moreover, $\widehat{C}_{\varphi,Z}^{-1}$ does not converge to any

bounded linear operator since the inverse of the minimum eigenvalue of $\mathbb{E}[\mathcal{E}_t \otimes \mathcal{E}_t]$ diverges to infinity. This is the reason why Proposition A.1, unlike Theorem 3.2, is not applicable in an infinite dimensional setting.

Remark A.1. As in Section 3 of Harris (1997), it may also be possible to develop Wald-type tests of various linear restrictions on the cointegrating vectors $\mathcal{H}^S$ and they will have standard χ^2 limiting distributions (due to the mixed Gaussianity induced by the modified estimator, see the proof of Theorem 4 of Harris, 1997) with degrees of freedom increasing linearly in $\dim(\mathcal{H})$. However, this approach explicitly requires a finite dimensional setting and thus not directly applicable to a more general potentially infinite dimensional setting. On the other hand, our tests developed in Section 4.2 can be used regardless of if $\dim(\mathcal{H}) < \infty$ or not.

B General version of the test given in Proposition 4.1

Let $\widehat{\Pi}^K_{\varphi_0}$ be the projection onto the span of $\{\hat{w}_j\}_{j=1}^K$ for any arbitrary finite integer K in $(\varphi_0, \dim(\mathcal{H})]$ (note that $K = \dim(\mathcal{H})$ is possible only when $\dim(\mathcal{H}) < \infty$); that is, $\widehat{\Pi}^K_{\varphi_0} = \sum_{j=1}^K \hat{w}_j \otimes \hat{w}_j$. Define

$$z_{\varphi_0,t} = (\langle X_{\varphi_0,t}, \hat{w}_{\varphi_0+1}\rangle, \ldots, \langle X_{\varphi_0,t}, \widehat{w}_K\rangle)'. \tag{B.1}$$

Once $\{\hat{w}_j\}_{j=1}^K$ are given, $z_{\varphi_0,t}$ can easily be computed. It should be noted that $z_{\varphi_0,t}$ may be understood as $\widehat{\Pi}^K_{\varphi_0}\widehat{\Pi}^S_{\varphi_0}X_{\varphi_0,t}$, i.e., the projected image of possibly infinite dimensional element $\widehat{\Pi}^S_{\varphi_0}X_{\varphi_0,t}$ on $\mathrm{span}(\{\hat{w}_j\}_{j=1}^K)$ of dimension K; this K-dimensional time series of $z_{\varphi_0,t}$ is all we need to construct our test statistic. It may be helpful to outline how the sequence $\{z_{\varphi_0,t}\}_{t\geq 1}$ behaves under H_0 and H_1 prior to defining the test statistic. From the asymptotic results derived in Section 3, the following can be shown (Lemma F.3): for any $\varphi_0 \leq \varphi$,

$$\begin{aligned} \hat{w}_j &\to_p w_j \in \mathcal{H}^N, \qquad j = 1, \ldots, \varphi, \\ \hat{w}_j &\to_p w_j \in \mathcal{H}^S, \qquad j = \varphi+1, \ldots, K. \end{aligned}$$

From the above results, we expect that the subvector $(\langle X_{\varphi_0,t}, \hat{w}_{\varphi_0+1}\rangle, \ldots, \langle X_{\varphi_0,t}, \hat{w}_{\varphi}\rangle)'$ of $z_{\varphi_0,t}$ will behave as a unit root process while the remaining subvector will behave as a stationary process. Only when $\varphi_0 = \varphi$, $\{z_{\varphi_0,t}\}_{t\geq 1}$ will behave as a stationary process. Based on this idea, our test statistic is constructed to examine stationarity of $\{z_{\varphi_0,t}\}_{t\geq 1}$ as follows:

$$\widehat{\mathcal{Q}}(K, \varphi_0) = \frac{1}{T^2}\sum_{t=1}^T \left(\sum_{s=1}^t z_{\varphi_0,s}\right)' \mathrm{LRV}(z_{\varphi_0,t})^{-1} \left(\sum_{s=1}^t z_{\varphi_0,s}\right), \tag{B.2}$$

where

$$\mathrm{LRV}(z_{\varphi_0,t}) = \frac{1}{T}\sum_{t=1}^T z_{\varphi_0,t}z'_{\varphi_0,t} + \frac{1}{T}\sum_{s=1}^{T-1} \mathrm{k}\left(\frac{s}{h}\right) \sum_{t=s+1}^T \left\{z_{\varphi_0,t}z'_{\varphi_0,t-s} + z_{\varphi_0,t-s}z'_{\varphi_0,t}\right\}. \tag{B.3}$$

The test statistic is similarly constructed as other KPSS-type statistics developed for multivariate cointegrated systems; see e.g. Shin (1994), Choi and Ahn (1995), and Harris (1997). Computation of our test statistic is easy once the projected time series $\{z_{\varphi_0,t}\}_{t=1}^T$ is obtained from the modified eigenvalue problem (4.3). If $K = \varphi_0 + 1$, the test statistic (B.2) becomes identical to (4.4).

We hereafter let B and W denote *independent* φ_0-dimensional and $(K - \varphi_0)$-dimensional standard Brownian motions, respectively. The asymptotic properties of our test statistic are described by these independent Brownian motions as follows.

Theorem B.1. *Suppose that Assumptions M, W and K hold, and K is a finite integer in $(\varphi_0, \dim(\mathcal{H})]$. Under H_0 of (4.1),*

$$\widehat{\mathcal{Q}}(K, \varphi_0) \quad \to_d \quad \int V(r)'V(r),$$

where $V(r) = \mathsf{W}(r) - \int d\mathsf{W}(s)\mathsf{B}(s)' \left(\int \mathsf{B}(s)\mathsf{B}(s)'\right)^{-1} \int_0^r \mathsf{B}(s)$, and the second term is regarded as zero if $\varphi_0 = 0$. Under H_1 of (4.1), $\widehat{\mathcal{Q}}(K, \varphi_0) \to_p \infty$.

C Inclusion of deterministic terms

We now extend the main results given in Sections 3, 4 and B to allow deterministic terms that may be included in the time series of interest. The proofs of the results in this section will be given later in Section F.

In particular, we in this section consider the following unobserved component models:

$$\text{Model D1} \ : \ X_{c,t} = \mu_1 + X_t, \tag{C.1}$$

$$\text{Model D2} \ : \ X_{\ell,t} = \mu_1 + \mu_2 t + X_t, \tag{C.2}$$

where X_t is a cointegrated time series considered in Section 3. We define the functional residual $\overline{U}_t$ as in Kokoszka and Young (2016): for $t = 1, \ldots, T$,

$$\overline{U}_t = \begin{cases} X_{c,t} - \frac{1}{T}\sum_{t=1}^T X_{c,t} & \text{if Model D1 is true} \\ X_{\ell,t} - \frac{1}{T}\sum_{t=1}^T X_{\ell,t} - \left(t - \frac{T+1}{2}\right) \frac{\sum_{t=1}^T \left(t - \frac{T+1}{2}\right) X_{\ell,t}}{\sum_{t=1}^T \left(t - \frac{T+1}{2}\right)^2} & \text{if Model D2 is true.} \end{cases}$$

The sample covariance operator of $\{\overline{U}_t\}_{t=1}^T$ is given by $\overline{C} = T^{-1}\sum_{t=1}^T \overline{U}_t \otimes \overline{U}_t$.

C.1 Extension of the results given in Section 3

Consider the eigenvalue problems given by

$$\overline{C}\,\overline{v}_j = \overline{\lambda}_j\,\overline{v}_j, \quad j = 1, 2 \ldots. \tag{C.3}$$

We similarly obtain our preliminary estimator $\overline{P}_\varphi^N$ from (C.3) as in (3.2), and let $\overline{P}_\varphi^S = I - \overline{P}_\varphi^N$. As will be shown in Theorem C.1, the asymptotic limits of these preliminary estimators depend on Ω^{NS} and Γ^{NS}. Define for $t = 1, \ldots, T$,

$$\overline{Z}_{\varphi,t} = \overline{P}_\varphi^N \Delta\overline{U}_t + \overline{P}_\varphi^S \overline{U}_t.$$

The sample long run covariance and one-sided long run covariance of $\{\overline{Z}_{\varphi,t}\}_{t=1}^T$ are similarly defined as in (3.4), and denoted by $\overline{\Omega}_\varphi$ (resp. $\overline{\Gamma}_\varphi$). As in (2.2), we consider the following operator decompositions: for $i \in \{N, S\}$ and $j \in \{N, S\}$,

$$\overline{\Omega}_\varphi^{ij} = \overline{P}_\varphi^i \overline{\Omega}_\varphi \overline{P}_\varphi^j, \qquad \overline{\Gamma}_\varphi^{ij} = \overline{P}_\varphi^i \overline{\Gamma}_\varphi \overline{P}_\varphi^j.$$

For $t = 1, \ldots, T$, define

$$\overline{U}_{\varphi,t} = \overline{U}_t - \overline{\Omega}_\varphi^{SN} \left(\overline{\Omega}_\varphi^{NN}|_\varphi^\dagger\right) \overline{P}_\varphi^N \Delta\overline{U}_t.$$

As in Section 3.2, we let

$$\overline{C}_\varphi = T^{-1}\sum_{t=1}^T \overline{U}_{\varphi,t} \otimes \overline{U}_{\varphi,t}, \qquad \overline{\Upsilon}_\varphi = \overline{\Gamma}_\varphi^{NS} - \overline{\Gamma}_\varphi^{NN} \left(\overline{\Omega}_\varphi^{NN}|_\varphi^\dagger\right) \overline{\Omega}_\varphi^{NS},$$

and consider the following modified eigenvalue problems that are parallel to (3.6),

$$\left(\overline{C}_\varphi - \overline{\Upsilon}_\varphi - \overline{\Upsilon}_\varphi^*\right)\overline{w}_j = \overline{\mu}_j\,\overline{w}_j, \quad j = 1, 2, \ldots.$$

We then construct $\overline{\Pi}_\varphi^N$ and $\overline{\Pi}_\varphi^S$ as in (3.8).

To describe the asymptotic properties of $\overline{P}_\varphi^N$ and $\overline{\Pi}_\varphi^N$, we hereafter let

$$\overline{W}^N(r) = \begin{cases} W^N(r) - \int W^N(s) & \text{if Model D1 is true,} \\ W^N(r) + (6r-4)\int W^N(s) + (6-12r)\int sW^N(s) & \text{if Model D2 is true.} \end{cases} \tag{C.4}$$

Moreover, we let $\overline{\mathrm{F}}$ and $\overline{\mathrm{G}}$ be random bounded linear operators satisfying that

$$\overline{\mathrm{F}} =_{\text{fdd}} \left(\int \overline{W}^N(r)\otimes\overline{W}^N(r)\right)^\dagger \left(\int dW^S(r)\otimes\overline{W}^N(r) + \Gamma^{NS}\right),$$

$$\overline{\mathrm{G}} =_{\text{fdd}} \left(\int \overline{W}^N(r)\otimes\overline{W}^N(r)\right)^\dagger \left(\int dW^{S.N}(r)\otimes\overline{W}^N(r)\right).$$

where, as in Theorem 3.2, $W^{S.N} = W^S - \Omega^{SN}(\Omega^{NN})^\dagger W^N$ and $W^{S.N}$ is independent of W^N. The asymptotic properties of the estimators are given as follows.

Theorem C.1. *Suppose that Assumptions M, W and K hold with $\varphi \geq 1$.*

$$T(\overline{P}_\varphi^N - P^N) \to_{\mathcal{L}_\mathcal{H}} \overline{\mathrm{F}} + \overline{\mathrm{F}}^* \;\; \textit{and} \;\; T(\overline{\Pi}_\varphi^N - P^N) \to_{\mathcal{L}_\mathcal{H}} \overline{\mathrm{G}} + \overline{\mathrm{G}}^*.$$

Moreover, as in Remark 3.1, it can be shown without difficulty that $\overline{\Pi}_\varphi^N$ is more asymptotically efficient than $\overline{P}_\varphi^N$; see Remark 3.1 and our detailed discussion to be given in Section F.1.2.

C.2 Extension of the results given in Sections 4 and B

For any hypothesized value φ_0, we similarly construct $\overline{P}_{\varphi_0}^N$ and $\overline{P}_{\varphi_0}^S$ from (C.3). Define $\overline{Z}_{\varphi_0,t}$, $\overline{\Omega}_{\varphi_0}$, $\overline{\Gamma}_{\varphi_0}$, $\overline{\Upsilon}_{\varphi_0}$, $\overline{U}_{\varphi,t}$, and $\overline{C}_{\varphi_0}$ for each of Model D1 and Model D2 as in Section C. We then consider the following modified eigenvalue problems,

$$\left(\overline{C}_{\varphi_0} - \overline{\Upsilon}_{\varphi_0} - \overline{\Upsilon}_{\varphi_0}^*\right)\overline{w}_j = \overline{\mu}_j\overline{w}_j, \quad j = 1, 2, \ldots. \tag{C.5}$$

As in (B.1), we define the following: for $K > \varphi_0$,

$$\overline{z}_{\varphi,t} = (\langle\overline{U}_{\varphi,t}, \overline{w}_{\varphi_0+1}\rangle, \ldots, \langle\overline{U}_{\varphi,t}, \overline{w}_K\rangle)'.$$

To examine the null and alternative hypotheses given in (4.1), we consider the following statistics for Model D1 and Model D2 respectively;

$$\overline{\mathcal{Q}}(K, \varphi_0) = \frac{1}{T^2}\sum_{t=1}^T \left(\sum_{s=1}^t \overline{z}_{\varphi,t}\right)' \mathrm{LRV}(\overline{z}_{\varphi,t})^{-1} \left(\sum_{s=1}^t \overline{z}_{\varphi,t}\right).$$

To describe the asymptotic properties of $\overline{\mathcal{Q}}(K, \varphi_0)$, we let

$$\overline{\mathsf{B}}(r) = \begin{cases} \mathsf{B}(r) - \int \mathsf{B}(s) & \text{if Model D1 is true,} \\ \mathsf{B}(r) + (6r-4)\int \mathsf{B}(s) + (6-12r)\int s\mathsf{B}(s) & \text{if Model D2 is true,} \end{cases} \tag{C.6}$$

$$\overline{\mathsf{W}}(r) = \begin{cases} \mathsf{W}(r) - r\mathsf{W}(1) & \text{if Model D1 is true,} \\ \mathsf{W}(r) + (2r-3r^2)\mathsf{W}(1) + (6r^2-6r)\int \mathsf{W}(s) & \text{if Model D2 is true,} \end{cases} \tag{C.7}$$

where B and W are the independent Brownian motions that are defined for the case with no deterministic terms. The asymptotic properties of the statistics are given follows:

Theorem C.2. *Suppose that Assumptions M, W and K hold, and K is a finite integer in $(\varphi_0, \dim(\mathcal{H})]$. Under H_0,*

$$\overline{\mathcal{Q}}(K, \varphi_0) \to_d \int \overline{V}(r)'\overline{V}(r),$$

where

$$\overline{V}(r) = \overline{\mathsf{W}}(r) - \int d\mathsf{W}(s)\overline{\mathsf{B}}(s)' \left(\int \overline{\mathsf{B}}(s)\overline{\mathsf{B}}(s)' \right)^{-1} \int_0^r \overline{\mathsf{B}}(s),$$

and the second term in the expression of $\overline{V}$ is regarded as zero if $\varphi_0 = 0$. Under H_1 and each of the models, $\overline{\mathcal{Q}}(K, \varphi_0) \to_p \infty$.

Tables 2 and 3 of Harris (1997) report critical values for some choices of K and φ_0. At least to some extent, our test may be viewed as an extension of the PCA-based test proposed by Harris (1997), which extends the KPSS test for univariate/multivariate cointegrated time series. In such a finite dimensional setting, the test statistic (B.2) can be reconstructed by the outputs from the PCA described in Section A and K can be set to $\dim(\mathcal{H})$; this makes our test become identical to that given by Harris (1997).

It should be noted that the asymptotic null distribution given in Theorem B.1 depends on K. This is a new aspect that arises from the fact that the proposed test examines stationarity of potentially infinite dimensional time series $\{\widehat{\Pi}^S_{\varphi_0} X_{\varphi_0,t}\}_{t\geq 1}$ by projecting it onto a K-dimensional subspace as in Horváth et al. (2014). As a consequence, critical values for the test statistic depend on both K and φ_0; however, for any fixed K and φ_0, those can easily be simulated by standard methods since the limiting distribution of the test statistic is simply given by a functional of two independent standard Brownian motions. One can refer to Table 1 of Harris (1997) reporting critical values for a few different choices of K and φ_0, with the caution that the table reports critical values depending on the dimension of time series and the cointegration rank, which correspond to K and $K - \varphi_0$ in this paper, respectively. Even if Theorem B.1 holds for any arbitrary finite integer K in $(\varphi_0, \dim(\mathcal{H})]$, it may be better, in practice, to set K to be only slightly greater than φ_0, such as $K = \varphi_0 + 1$ or $\varphi_0 + 2$; our simulation results support that a large value of K tends to yield worse finite sample properties of the test; see Section D.1 and also the discussion given by Nielsen et al. (2022, Section 3.5) in a similar context.

D Numerical studies

D.1 Monte Carlo Simulations

We first investigate the finite sample performances of our tests given in Sections 4 and B by Monte Carlo study. For all simulation experiments, the number of replications is 2000, and the nominal size is 5%.

Simulation setups

Let $\{f_j\}_{j\geq 1}$ be the Fourier basis of $L^2[0,1]$, the Hilbert space of square integrable functions on $[0,1]$ equipped with inner product $\langle f, g\rangle = \int f(u)g(u)du$ for $f, g \in L^2[0,1]$. For each φ (≤ 5, in our simulation

expements), we let $\mathcal{E}_t^N$ and $\mathcal{E}_t^S$ be generated by the following stationary functional AR(1) models:

$$\mathcal{E}_t^N = \sum_{j=1}^{\varphi} \alpha_j \langle g_j^N, \mathcal{E}_{t-1} \rangle g_j^N + P^N \varepsilon_t, \qquad \mathcal{E}_t^S = \sum_{j=1}^{10} \beta_j \langle g_j^S, \mathcal{E}_{t-1} \rangle g_j^S + P^S \varepsilon_t, \tag{D.1}$$

where $\{g_j^N\}_{j=1}^{\varphi}$ (resp. $\{g_j^S\}_{j=1}^{10}$) are randomly drawn from $\{f_1, \ldots, f_6\}$ (resp. $\{f_7, \ldots, f_{18}\}$) without replacement, and ε_t is given as follows: for standard normal random variables $\{\theta_{j,t}\}_{j \geq 1}$ that are independent across j and t, $\varepsilon_t = \sum_{j=1}^{80} \theta_{j,t} (0.95)^{j-1} f_j$. We then construct X_t from the relationships $P^N \Delta X_t = \mathcal{E}_t^N$ and $P^S X_t = \mathcal{E}_t^S$ for $t \geq 1$. Note that $\mathcal{H}^N$ is given by the span of $\{g_j^N\}_{j=1}^{\varphi}$, which is not fixed across different realizations of the DGP; moreover, an orthonormal basis $\{g_j^N\}_{j=1}^{\varphi}$ of $\mathcal{H}^N$ is selected only from a set of smoother Fourier basis functions $\{f_j\}_{j=1}^{6}$. The former is to avoid potential effects caused by the particular shapes of $\mathcal{H}^N$ as in Nielsen et al. (2022), and the latter is not to make estimation of $\mathcal{H}^N$ with small samples too difficult: as expected from the results given by Nielsen et al. (2022), the finite sample performances of tests for the dimension of $\mathcal{H}^N$ may become poorer as $\mathcal{H}^N$ includes less smooth functions. We also let $\{\alpha_j\}_{j=1}^{\varphi}$ and $\{\beta_j\}_{j=1}^{10}$ be randomly chosen as follows: for some $\beta_{\min}$ and $\beta_{\max}$,

$$\alpha_j \sim U[-0.5, 0.5], \quad \beta_j \sim U[\beta_{\min}, \beta_{\max}].$$

It is known that persistence of the stationary component ($\{\mathcal{E}_t^S\}_{t \in \mathbb{Z}}$ in this paper) has a significant effect on finite sample properties of KPSS-type tests (see e.g., Kwiatkowski et al., 1992; Nyblom and Harvey, 2000). We thus will investigate finite sample properties of our tests under a lower persistence scheme ($\beta_{\min} = 0$, $\beta_{\max} = 0.5$) and a higher persistence scheme ($\beta_{\min} = 0.5$, $\beta_{\max} = 0.7$). It may be more common in practice to have a nonzero intercept or a linear time trend in (2.1), and Section C.2 provides a relevant extension of Theorem B.1 to accommodate such a case. We here consider the former case and add an intercept μ_1, which is also randomly chosen, to each realization of the DGP (some simulation results for the case with a linear trend are reported in Table 5); specifically, $\mu_1 = \sum_{j=1}^{4} \tilde{\theta}_j p_j / \sqrt{\sum_{j=1}^{4} \tilde{\theta}_j^2}$, $\{\tilde{\theta}_j\}_{j=1}^{4}$ are independent standard normal random variables, and p_j is $(j-1)$-th order Legendre polynomial defined on $[0, 1]$. Finally, functional observations used to compute the test statistic are constructed by smoothing X_t observed on 200 regularly spaced points of $[0, 1]$ using 20 quadratic B-spline basis functions (the choice of basis functions has minimal effect in our simulation setting).

We need to specify the kernel function $\mathrm{k}(\cdot)$, the bandwidth h, and a positive integer K satisfying $K > \varphi_0$ to implement our test. In our simulation experiments, $\mathrm{k}(\cdot)$ is set to the Parzen kernel, and two different values of h, $T^{1/3}$ and $T^{2/5}$, are employed to see the effect of the bandwidth parameter on the finite sample performances of our tests. Moreover, our simulation results reported in this section are obtained by setting $K = \varphi_0 + 1$, which is the smallest possible choice of K. We found some simulation evidence supporting that this choice of K tends to result in better finite sample properties; to see this, one can compare the results reported in Table 1 and those in Tables 3 and 4.

Simulation results

We investigate the finite sample performance of the proposed test for the dimension of $\mathcal{H}^N$. In our simulation experiments, finite sample powers are computed when $\varphi = \varphi_0 + 1$; as φ gets larger away from φ_0, our test tends to exhibit a better finite sample power as is expected (see Table 2 with Table 1). Table 1 summarizes the

simulation results under the two different persistence schemes. Under the lower persistence scheme ($\beta_{\min} = 0$, $\beta_{\max} = 0.5$), for all considered values of φ and h the test has excellent size control with a reasonably good finite sample power. On the other hand, it displays over-rejection under the higher persistence scheme ($\beta_{\min} = 0.5$, $\beta_{\max} = 0.7$). Our simulation results evidently show that (i) such an over-rejection tends to disappear as T gets larger and/or h gets bigger, and (ii) choosing a bigger bandwidth with fixed T tends to lower finite sample power. To summarize, employing a bigger bandwidth helps us avoid potential over-rejection, which can happen when $\{\mathcal{E}_t^S\}_{t\in\mathbb{Z}}$ is persistent, at the expense of power. This trade-off between correct size and power in finite samples seems to be commonly observed for other KPSS-type tests; see e.g. Kwiatkowski et al. (1992) and Nyblom and Harvey (2000).

We also investigate finite sample properties of the tests for examining hypotheses about $\mathcal{H}^N$ or $\mathcal{H}^S$. Among many potentially interesting hypotheses, we consider the following: for a specific vector $x_0 \in \mathcal{H}$ and an orthonormal set $\{x_j\}_{j=1}^{\varphi} \subset \mathcal{H}$,

$$H_0 : x_0 \in \mathcal{H}^N \quad \text{against} \quad H_1 : x_0 \notin \mathcal{H}^N, \tag{D.2}$$

$$H_0 : \operatorname{span}(\{x_j\}_{j=1}^{\varphi}) = \mathcal{H}^N \quad \text{against} \quad H_1 : \operatorname{span}(\{x_j\}_{j=1}^{\varphi}) \neq \mathcal{H}^N. \tag{D.3}$$

Note that $\operatorname{span}(\{g_j^N\}_{j=1}^{\varphi}) = \mathcal{H}^N$ and $g_1^S \in \mathcal{H}^S$ in each realization of the DGP (see (D.1)). In our simulation experiments for (D.2), finite sample sizes and powers are computed by setting

$$x_0 = g_1^N + \frac{\gamma}{T} g_1^S, \quad \gamma = 0, 20, 40, 60.$$

Clearly, $x_0 = g_1^N \in \mathcal{H}^N$ if $\gamma = 0$. On the other hand, x_0 deviates slightly from $\mathcal{H}^N$ in the direction of g_1^S when $\gamma > 0$, but such a deviation gets smaller as T increases. In our experiments for (D.3), finite sample sizes and powers are computed by setting

$$x_1 = g_1^N + \frac{\gamma}{T} g_1^S, \quad x_j = g_j^N \text{ for } j = 2, \ldots, \varphi, \quad \gamma = 0, 20, 40, 60. \tag{D.4}$$

Obviously, $\gamma = 0$ implies that $\operatorname{span}(\{x_j\}_{j=1}^{\varphi}) = \mathcal{H}^N$ in (D.4) while $\gamma > 0$ makes $\operatorname{span}(\{x_j\}_{j=1}^{\varphi})$ deviates slightly from $\mathcal{H}^N$ in the direction of g_1^S. The simulation results for our tests of the hypotheses (D.2) and (D.3) for a few different values of φ are reported in Tables 6 and 7; since the proposed tests are essentially simple modifications of our test for the dimension of $\mathcal{H}^N$, they seem to have similar finite sample properties to those we observed in Table 1. We can also observe a trade-off between correct size and power when $\{\mathcal{E}_t^S\}_{t\in\mathbb{Z}}$ is persistent in each of Tables 6 and 7. As mentioned in Remark 4.1, our test can sequentially be applied to estimate $\varphi = \dim(\mathcal{H}^N)$ as an alternative method to the existing ones. In Table 8, we compare ours with the recent testing procedure proposed by Nielsen et al. (2022). According to our simulation results, our proposed method in general tends to perform comparably with that of Nielsen et al. (2022). In panel (a) where the stationary component is not persistent, even if the test of Nielsen et al. (2022) tends to be better when φ is large, our test appears to exhibit some advantages when T is small and $\varphi \leq 3$. Thus the results do not indicate any absolute advantage. On the other hand, in panel (b) where the stationary component is persistent, the performance of our testing procedure tends to be significantly better than that of Nielsen et al. (2022). This simulation evidence (with our additional simulation results which are reported in panel (c) of Table 8) suggests that ours can be an attractive alternative or complement to the test of Nielsen et al. (2022) for practitioners.

Among the considered tests in this section, our test for (D.2) requires a prior knowledge on the true dimension $\varphi = \dim(\mathcal{H}^N)$ and the rejection frequencies given in Table 6 are computed assuming that φ is known. In Table 9, we replace φ with $\hat{\varphi}$ obtained from our testing procedure (Remark 4.1). In this case, the magnitude of over-rejection is found to be bigger overall compared to that in the previous case with known φ. Such an over-rejection seems to be particularly severe when φ is large and T is small. This may be due to that inaccuracy of $\hat{\varphi}$ tends to be bigger when φ is larger and/or T is smaller (see Table 8).

D.2 Supplementary simulation results

Table 2: Supplementary results to Table 1

(a) $\beta_j \sim U[0, 0.5]$, $h = T^{1/3}$						(b) $\beta_j \sim U[0, 0.5]$, $h = T^{2/5}$					
T	φ_0=0	1	2	3	4	T	φ_0=0	1	2	3	4
	power ($\varphi = \varphi_0 + 2$)						power ($\varphi = \varphi_0 + 2$)				
250	99.1	95.4	87.7	81.9	77.7	250	97.8	85.5	71.8	62.4	55.9
500	100.0	98.8	97.5	96.1	94.7	500	99.5	95.2	89.7	85.9	82.1
(c) $\beta_j \sim U[0.5, 0.7]$, $h = T^{1/3}$						(d) $\beta_j \sim U[0.5, 0.7]$, $h = T^{2/5}$					
T	φ_0=0	1	2	3	4	T	φ_0=0	1	2	3	4
	power ($\varphi = \varphi_0 + 2$)						power ($\varphi = \varphi_0 + 2$)				
250	99.2	95.4	87.5	82.1	77.9	250	97.9	85.5	72.0	62.5	56.2
500	100.0	98.8	97.5	96.2	94.8	500	99.5	95.2	89.7	85.8	82.3

Table 1: Rejection frequencies (%) of the test for (4.1), $K = \varphi_0 + 1$

(a) $\beta_j \sim U[0, 0.5]$, $h = T^{1/3}$						(b) $\beta_j \sim U[0, 0.5]$, $h = T^{2/5}$					
T	$\varphi_0 = 0$	1	2	3	4	T	$\varphi_0 = 0$	1	2	3	4
	size ($\varphi = \varphi_0$)						size ($\varphi = \varphi_0$)				
250	4.6	4.4	4.1	4.3	4.5	250	4.3	4.4	4.4	4.0	4.4
500	4.6	5.2	5.1	4.8	4.5	500	4.4	5.2	5.2	5.2	4.4
	power ($\varphi = \varphi_0 + 1$)						power ($\varphi = \varphi_0 + 1$)				
250	97.1	89.0	79.9	73.9	69.5	250	91.7	76.6	63.1	54.9	48.4
500	99.3	96.5	94.6	92.5	90.9	500	97.0	90.4	82.3	78.9	74.1
(c) $\beta_j \sim U[0.5, 0.7]$, $h = T^{1/3}$						(d) $\beta_j \sim U[0.5, 0.7]$, $h = T^{2/5}$					
T	$\varphi_0 = 0$	1	2	3	4	T	$\varphi_0 = 0$	1	2	3	4
	size ($\varphi = \varphi_0$)						size ($\varphi = \varphi_0$)				
250	10.9	10.6	12.0	11.2	14.2	250	8.4	8.0	9.6	8.8	10.8
500	8.0	8.9	9.4	9.2	11.6	500	6.0	7.0	6.8	7.6	7.0
	power ($\varphi = \varphi_0 + 1$)						power ($\varphi = \varphi_0 + 1$)				
250	97.1	89.2	80.1	74.0	69.7	250	91.8	76.5	63.7	55.0	48.8
500	99.3	96.5	94.6	92.6	91.0	500	97.0	90.3	82.4	78.9	74.1

Table 3: Simulation results for (4.1), $K = \varphi_0 + 2$

(a) $\beta_j \sim U[0, 0.5], \quad h = T^{1/3}$

T	φ_0=0	1	2	3	4
	size ($\varphi = \varphi_0$)				
250	4.6	4.8	5.6	4.9	4.6
500	5.6	4.8	5.2	4.6	4.6
	power ($\varphi = \varphi_0 + 1$)				
250	94.2	77.9	64.0	54.7	48.0
500	97.9	91.3	85.0	82.1	74.9

(b) $\beta_j \sim U[0, 0.5], \quad h = T^{2/5}$

T	φ_0=0	1	2	3	4
	size ($\varphi = \varphi_0$)				
250	4.3	4.0	4.8	4.3	4.2
500	5.2	4.8	5.1	4.9	4.0
	power ($\varphi = \varphi_0 + 1$)				
250	88.4	62.7	44.6	38.0	32.0
500	94.1	79.8	66.3	61.4	54.9

(c) $\beta_j \sim U[0.5, 0.7], \quad h = T^{1/3}$

T	φ_0=0	1	2	3	4
	size ($\varphi = \varphi_0$)				
250	14.2	12.0	13.4	13.2	14.6
500	9.6	10.0	9.6	10.3	12.0
	power ($\varphi = \varphi_0 + 1$)				
250	95.1	80.6	69.0	61.0	55.7
500	98.4	92.4	87.1	85.0	80.4

(d) $\beta_j \sim U[0.5, 0.7], \quad h = T^{2/5}$

T	φ_0=0	1	2	3	4
	size ($\varphi = \varphi_0$)				
250	9.6	8.6	10.0	8.4	10.5
500	7.3	7.6	7.6	7.6	7.0
	power ($\varphi = \varphi_0 + 1$)				
250	90.1	65.6	49.2	42.8	36.6
500	94.5	80.9	69.0	64.3	59.4

Table 4: Simulation results for (4.1), $K = \varphi_0 + 3$

(a) $\beta_j \sim U[0, 0.5], \quad h = T^{1/3}$

T	φ_0=0	1	2	3	4
	size ($\varphi = \varphi_0$)				
250	4.0	5.2	6.0	4.9	4.3
500	4.0	5.4	5.0	4.2	4.6
	power ($\varphi = \varphi_0 + 1$)				
250	91.4	69.0	50.6	41.6	36.4
500	96.8	86.6	73.7	69.6	64.9

(b) $\beta_j \sim U[0, 0.5], \quad h = T^{2/5}$

T	φ_0=0	1	2	3	4
	size ($\varphi = \varphi_0$)				
250	3.5	4.8	5.2	4.3	3.9
500	4.1	5.0	4.4	3.4	4.0
	power ($\varphi = \varphi_0 + 1$)				
250	85.0	51.6	32.4	26.7	23.0
500	92.2	70.2	52.4	46.9	42.8

(c) $\beta_j \sim U[0.5, 0.7], \quad h = T^{1/3}$

T	φ_0=0	1	2	3	4
	size ($\varphi = \varphi_0$)				
250	13.6	13.6	14.2	13.0	15.0
500	10.7	10.3	10.0	10.1	12.0
	power ($\varphi = \varphi_0 + 1$)				
250	93.4	73.3	58.3	50.4	47.1
500	97.5	88.4	78.3	76.4	72.4

(d) $\beta_j \sim U[0.5, 0.7], \quad h = T^{2/5}$

T	φ_0=0	1	2	3	4
	size ($\varphi = \varphi_0$)				
250	8.7	8.4	9.0	8.1	9.6
500	7.0	7.1	6.9	6.8	6.6
	power ($\varphi = \varphi_0 + 1$)				
250	87.6	55.0	37.6	31.1	29.4
500	93.2	72.3	56.0	51.2	48.2

Table 5: Simulation results for (4.1), $K = \varphi_0 + 1$ (trend-adjusted)

(a) $\beta_j \sim U[0, 0.5]$, $h = T^{1/3}$

T	φ_0=0	1	2	3	4
	size ($\varphi = \varphi_0$)				
250	4.3	5.1	4.8	5.8	5.6
500	4.4	4.4	5.1	5.2	4.7
	power ($\varphi = \varphi_0 + 1$)				
250	98.6	95.5	89.3	82.4	76.8
500	99.9	99.4	98.5	97.2	95.2

(b) $\beta_j \sim U[0, 0.5]$, $h = T^{2/5}$

T	φ_0=0	1	2	3	4
	size ($\varphi = \varphi_0$)				
250	4.0	5.0	4.9	5.3	5.1
500	4.0	4.4	5.0	4.8	4.0
	power ($\varphi = \varphi_0 + 1$)				
250	94.7	85.3	74.4	62.1	54.1
500	98.7	95.7	91.6	85.9	82.8

(c) $\beta_j \sim U[0.5, 0.7]$, $h = T^{1/3}$

T	φ_0=0	1	2	3	4
	size ($\varphi = \varphi_0$)				
250	12.8	14.5	16.0	16.8	17.6
500	8.9	12.0	10.4	12.9	13.2
	power ($\varphi = \varphi_0 + 1$)				
250	98.5	95.7	89.1	82.1	76.0
500	99.9	99.4	98.6	97.2	95.0

(d) $\beta_j \sim U[0.5, 0.7]$, $h = T^{2/5}$

T	φ_0=0	1	2	3	4
	size ($\varphi = \varphi_0$)				
250	9.6	10.6	12.0	12.9	14.9
500	6.2	8.8	7.0	9.3	8.5
	power ($\varphi = \varphi_0 + 1$)				
250	94.7	85.5	74.6	62.9	54.6
500	98.7	95.7	91.8	86.0	82.8

Notes: For each realization of the DGP of Model D2, $\mu_1 = \sum_{j=1}^{4} \tilde{\theta}_j p_j / \sqrt{\sum_{j=1}^{4} \tilde{\theta}_j^2}$, $\{\tilde{\theta}_j\}_{j=1}^{4}$ are independent copies of $N(0, 1)$, and p_j is $(j-1)$-th order Legendre polynomial defined on $[0, 1]$. μ_2 is generated in a similar manner.

Table 6: Rejection frequencies (%) of the test for (D.2)

(a) $\beta_j \sim U[0, 0.5]$, $h = T^{1/3}$

T	γ/T	$\varphi = 1$	2	3	4
250	0	4.6	4.8	5.1	5.2
500	0	4.6	4.3	4.9	4.4
250	0.08	26.2	19.9	15.8	14.3
500	0.04	14.1	9.9	10.6	8.8
250	0.16	61.1	50.7	41.2	38.6
500	0.08	42.9	33.0	28.2	27.6
250	0.24	81.1	72.1	62.	59.6
500	0.12	67.7	56.3	49.8	47.8

(b) $\beta_j \sim U[0, 0.5]$, $h = T^{2/5}$

T	γ/T	$\varphi = 1$	2	3	4
250	0	4.3	4.4	4.2	4.0
500	0	4.4	4.1	4.8	4.2
250	0.08	25.8	20.6	16.8	14.6
500	0.04	13.6	10.7	11.4	10.0
250	0.16	60.0	50.0	40.4	38.4
500	0.08	42.1	34.6	32.0	30.6
250	0.24	79.0	68.0	57.5	54.3
500	0.12	66.7	57.6	53.4	51.1

(c) $\beta_j \sim U[0.5, 0.7]$, $h = T^{1/3}$

T	γ/T	$\varphi = 1$	2	3	4
250	0	10.7	11.5	10.8	13.0
500	0	8.8	8.2	9.5	10.8
250	0.08	37.4	31.4	25.2	23.2
500	0.04	26.4	20.3	17.8	18.4
250	0.16	71.3	57.5	46.6	44.0
500	0.08	56.5	44.0	38.4	35.4
250	0.24	84.4	74.0	63.0	59.7
500	0.12	76.0	64.7	58.0	54.6

(d) $\beta_j \sim U[0.5, 0.7]$, $h = T^{2/5}$

T	γ/T	$\varphi = 1$	2	3	4
250	0	7.5	8.7	8.4	9.0
500	0	7.0	6.0	7.4	7.6
250	0.04	33.8	26.4	21.6	18.4
500	0.08	24.0	18.9	16.2	15.2
250	0.16	67.0	51.7	41.0	35.4
500	0.08	53.9	41.5	36.0	31.6
250	0.24	80.6	65.9	53.9	47.4
500	0.12	73.5	61.7	55.7	49.9

Table 7: Rejection frequencies (%) of the test for (D.3)

(a) $\beta_j \sim U[0, 0.5], \quad h = T^{1/3}$

T	γ/T	$\varphi = 1$	2	3	4
250	0	4.6	4.4	4.3	4.8
500	0	4.8	4.8	4.8	4.6
250	0.08	24.2	25.4	27.6	30.9
500	0.04	14.7	14.4	16.0	18.2
250	0.16	60.7	61.3	64.2	67.0
500	0.08	42.0	45.2	47.4	48.0
250	0.24	81.1	80.0	82.7	83.8
500	0.12	66.2	68.8	71.5	72.3

(b) $\beta_j \sim U[0, 0.5], \quad h = T^{2/5}$

T	γ/T	$\varphi = 1$	2	3	4
250	0	4.4	4.4	4.2	4.3
500	0	4.8	4.6	4.6	4.8
250	0.08	24.0	24.9	26.6	29.5
500	0.04	14.6	14.2	15.6	17.8
250	0.16	58.8	59.8	61.9	64.9
500	0.08	41.6	44.7	46.9	47.4
250	0.24	79.0	77.9	79.8	80.7
500	0.12	64.9	68.0	70.5	71.1

(c) $\beta_j \sim U[0.5, 0.7], \quad h = T^{1/3}$

T	γ/T	$\varphi = 1$	2	3	4
250	0	12.8	12.9	13.4	14.0
500	0	8.7	9.8	9.4	11.0
250	0.08	38.8	41.0	40.6	43.0
500	0.04	26.2	29.2	28.6	31.1
250	0.16	68.7	69.3	70.1	72.5
500	0.08	53.8	59.1	57.9	59.2
250	0.24	85.0	83.6	85.2	86.3
500	0.12	74.3	76.3	78.9	78.4

(d) $\beta_j \sim U[0.5, 0.7], \quad h = T^{2/5}$

T	γ/T	$\varphi = 1$	2	3	4
250	0	9.4	9.0	10.2	9.6
500	0	6.7	7.4	7.2	7.6
250	0.04	35.0	36.2	36.0	37.6
500	0.08	23.9	25.4	25.2	27.0
250	0.16	64.8	65.2	65.5	67.4
500	0.08	51.3	55.4	54.6	55.1
250	0.24	81.0	79.7	80.6	81.6
500	0.12	71.9	74.1	76.3	75.0

Table 8: Relative frequencies of correct determination of φ

(a) $\beta_j \sim U[0, 0.5]$

Method	T	φ=0	1	2	3	4	5
$h = T^{1/3}$	250	0.945	0.931	0.847	0.742	0.616	0.488
	500	0.951	0.941	0.920	0.889	0.852	0.825
$h = T^{2/5}$	250	0.946	0.899	0.713	0.531	0.324	0.200
	500	0.950	0.924	0.845	0.745	0.642	0.568
NSS_1	250	0.626	0.529	0.480	0.498	0.472	0.454
	500	0.994	0.861	0.891	0.901	0.913	0.930
NSS_2	250	0.618	0.517	0.471	0.481	0.442	0.436
	500	0.993	0.859	0.893	0.900	0.910	0.929

(b) $\beta_j \sim U[0.5, 0.7]$

Method	T	φ=0	1	2	3	4	5
$h = T^{1/3}$	250	0.874	0.874	0.784	0.687	0.554	0.450
	500	0.916	0.904	0.878	0.847	0.791	0.775
$h = T^{2/5}$	250	0.906	0.869	0.682	0.509	0.310	0.190
	500	0.933	0.905	0.831	0.726	0.625	0.548
NSS_1	250	0.076	0.072	0.040	0.032	0.015	0.011
	500	0.706	0.546	0.531	0.480	0.450	0.399
NSS_2	250	0.066	0.062	0.032	0.028	0.010	0.008
	500	0.698	0.535	0.515	0.466	0.432	0.368

(c) $\beta_j \sim U[0, 0.7]$

Method	T	φ=0	1	2	3	4	5
$h = T^{1/3}$	250	0.922	0.905	0.823	0.721	0.594	0.469
	500	0.941	0.929	0.908	0.872	0.831	0.802
$h = T^{2/5}$	250	0.936	0.888	0.701	0.525	0.318	0.198
	500	0.945	0.917	0.843	0.732	0.631	0.553
NSS_1	250	0.398	0.340	0.279	0.263	0.218	0.192
	500	0.955	0.777	0.801	0.807	0.805	0.801
NSS_2	250	0.376	0.326	0.263	0.245	0.202	0.168
	500	0.951	0.773	0.798	0.803	0.801	0.795

Notes: φ is estimated by our proposed method with $h = T^{1/3}$ and $h = T^{2/5}$. For comparison, φ is also estimated by the sequential method proposed by Nielsen et al. (2022) when the dimension of the asymptotic superspace (see Remark 13, Nielsen et al., 2022) is set to $\varphi_0 + 1$ (NSS_1) and $\varphi_0 + 2$ (NSS_2). The maximal possible number of stochastic trends, which is also a necessary tuning parameter for their method, is set to 7.

Table 9: Rejection frequencies (%) of the test for (D.2) with $\hat{\varphi}$

(a) $\beta_j \sim U[0, 0.5]$, $h = T^{1/3}$

T	γ/T	$\varphi = 1$	2	3	4
250	0	4.2	13.8	20.8	22.9
500	0	3.8	7.1	8.1	8.8
250	0.08	23.8	26.8	30.1	29.0
500	0.04	14.1	13.9	12.6	13.4
250	0.16	60.5	56.9	53.9	47.8
500	0.08	42.4	36.6	32.5	29.9
250	0.24	80.1	77.1	72.2	65.5
500	0.12	67.4	60.0	54.4	50.0

(b) $\beta_j \sim U[0, 0.5]$, $h = T^{2/5}$

T	γ/T	$\varphi = 1$	2	3	4
250	0	5.4	14.0	20.6	20.8
500	0	6.8	10.2	9.8	9.6
250	0.08	24.0	28.3	31.0	27.9
500	0.04	16.9	17.4	16.0	15.6
250	0.16	59.6	57.3	53.8	45.2
500	0.08	43.4	41.2	37.3	33.4
250	0.24	77.8	74.3	69.5	59.2
500	0.12	67.1	62.5	58.0	52.8

(c) $\beta_j \sim U[0.5, 0.7]$, $h = T^{1/3}$

T	γ/T	$\varphi = 1$	2	3	4
250	0	10.8	20.8	26.1	27.2
500	0	9.1	10.9	12.5	13.3
250	0.08	36.8	37.0	37.0	33.7
500	0.04	25.6	23.4	20.8	19.7
250	0.16	65.9	62.4	58.8	50.8
500	0.08	54.3	47.9	41.0	37.0
250	0.24	79.9	77.4	71.5	63.4
500	0.12	74.7	66.9	60.9	55.5

(d) $\beta_j \sim U[0.5, 0.7]$, $h = T^{2/5}$

T	γ/T	$\varphi = 1$	2	3	4
250	0	9.8	19.9	24.4	24.0
500	0	10.6	12.6	13.0	12.6
250	0.04	33.8	34.2	33.4	29.9
500	0.08	26.1	24.3	21.1	18.8
250	0.16	63.7	58.7	52.7	43.8
500	0.08	53.2	47.6	40.6	35.1
250	0.24	76.5	71.9	65.8	54.0
500	0.12	73.9	65.8	58.0	51.8

D.3 Empirical illustration 1: age-specific employment rates

We revisit two empirical applications considered, respectively, by Nielsen et al. (2022, Section 5.1) and Chang et al. (2016, Section 5.1) with extended time spans. In this section, we discuss the first empirical example in detail. Specifically, we here consider the time series of U.S. age-specific employment rates for the working age (15-64) population, observed monthly from January 1986 to Dec 2019. The raw survey data is available from the Current Population Survey (CPS) at `https://www.ipums.org/`. For age $a \in [15, 64]$, the age-specific employment rate at time t, denoted by $Z_{a,t}$, is computed as in Nielsen et al. (2022, Section 5.1). Such employment rates take values in $[0, 1]$ by construction, hence we take the logit transformation $\phi(Z_{a,t})$ as suggested by Nielsen et al. (2022), and then obtain functional observations $X_t(u)$ for $u \in [15, 64]$ by smoothing $\phi(Z_{a,t})$ over a using 18 quadratic B-spline functions. Due to this construction, $\{X_t\}_{t=1}^T$ may be understood as a high but finite dimensional time series; however as discussed in Section A, our methodology is compatible with the finite dimensionality of X_t, so this does not cause any theoretical issues in applying our methodology. In Figure 1 we plot the functional observations and univariate time series $\{\langle X_t, x\rangle\}_{t\geq 1}$ for some choices of x, which may help us explore characteristics of the FTS. Specifically we consider $x = x_1, x_2$ and x_3 defined as follows:

$$x_1(u) = \frac{1}{25}\mathbb{1}\{15 \leq u < 40\}, \quad x_2(u) = \frac{1}{24}\mathbb{1}\{40 \leq u \leq 64\}, \quad x_3 = x_2 - x_1. \tag{D.5}$$

Clearly, $\langle X_t, x_1\rangle$ (resp. $\langle X_t, x_2\rangle$) computes the average (logit) employment rate of individuals aged less than 40 years (resp. no less than 40 years), and $\langle X_t, x_3\rangle$ computes their difference. Provided that the two

Table 10: Test results for the dimension of $\mathcal{H}^N$ - age-specific employment rates

φ_0	0	1	2
Test statistic	0.3175**	0.1195	0.0665

Notes: $T = 408$. We use * and ** to denote rejection at 5% and 1% significance level, respectively; the approximate critical values for 95% (resp. 99%) are given by 0.15, 0.12, and 0.10 (resp. 0.22, 0.18, and 0.15) sequentially.

time series given in Figure 1-(b) seem to be nonstationary, we expect that there exists at least one stochastic trend; however, it is not possible to conclude from the plots that there are multiple stochastic trends since a single stochastic trend, say w, can make both time series of $\langle X_t, x_1\rangle$ and $\langle X_t, x_2\rangle$ nonstationary if $\langle w, x_1\rangle$ and $\langle w, x_2\rangle$ are nonzero. It can also be seen from Figure 1-(c) that for some choice of x the time series of $\langle X_t, x\rangle$ may exhibit a lower persistence than those of x_1 and x_2; this may be suggestive of the possible existence of cointegrating vectors.

When a cointegrated FTS is given, it is important to estimate $\mathcal{H}^N$. We already know from our earlier results that $\mathcal{H}^N$ can be estimated by the span of the first φ (=$\dim(\mathcal{H}^N)$) eigenvectors computed from the proposed eigenvalue problem (3.6); however in practice φ is unknown. We thus apply our FPCA-based sequential procedure to determine φ. As in Nielsen et al. (2022), the model with a linear trend (see Section C) is considered for this empirical example. Table 10 reports the test results when $\mathrm{k}(\cdot)$, h, and K are set to the Parzen kernel, $T^{2/5}$, and $\varphi_0 + 1$, respectively. The proposed sequential procedure concludes that the dimension of $\mathcal{H}^N$ is 1 both at 5% and 1% significance levels, hence $\mathcal{H}^N$ can be estimated by the span of the first eigenvector $\overline{w}_1$ obtained from our modified FPCA. Figure 2 shows the estimated eigenvector and the time series $\{\langle \overline{U}_t, \overline{w}_1\rangle\}_{t=1}^T$. Note that the time series of $\langle X_t, x\rangle$ for any $x \in \mathcal{H}^N$ is a unit root process with a linear deterministic trend, hence the time series of $\langle \overline{U}_t, \overline{w}_1\rangle$ is expected to behave as a unit root process, which is as shown in Figure 2-(b).

In practice, one may also be interested in testing various hypotheses about cointegration such as (4.5) and (4.6). These hypotheses can be examined by the tests given in Section 4.2 once φ (=$\dim(\mathcal{H}^N)$) is estimated. For illustrative purposes, we consider the following hypotheses,

$$H_0 : x \in \mathcal{H}^N \quad \text{against} \quad H_1 : x \notin \mathcal{H}^N,$$
$$H_0 : x \in \mathcal{H}^S \quad \text{against} \quad H_1 : x \notin \mathcal{H}^S.$$

where $x = x_1, x_2$ or x_3 given in (D.5). The test results are reported in Table 11 under the assumption that

Figure 1: Age group characteristics

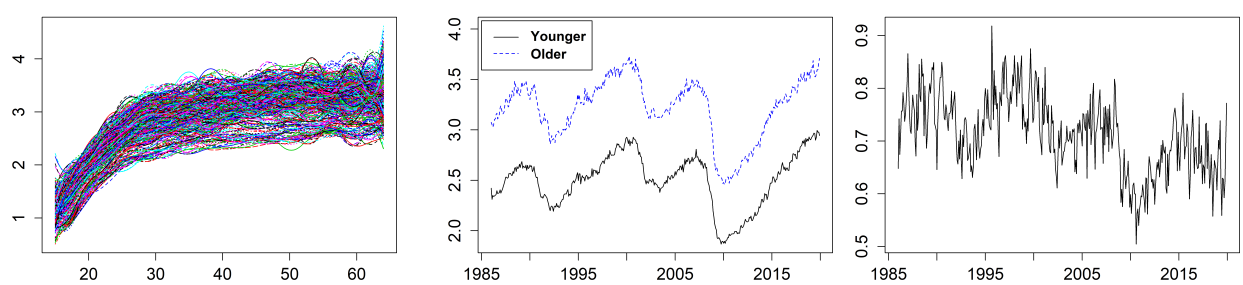

(a) observations (X_t) (b) two groups ($\langle X_t, x_1\rangle$ & $\langle X_t, x_2\rangle$) (c) difference ($\langle X_t, x_3\rangle$)

Figure 2: Estimated orthonormal basis of $\mathcal{H}^N$ - age-specific employment rates

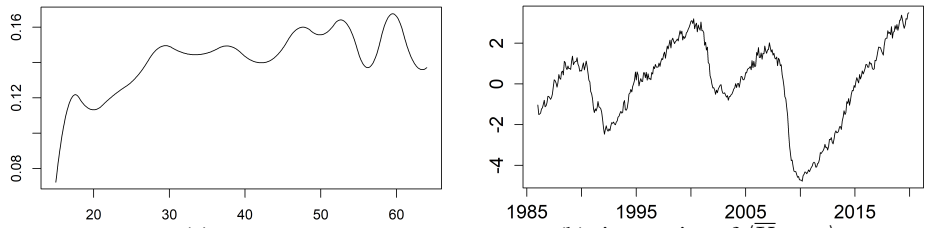

(a) $\overline{w}_1$ (b) time series of $\langle \overline{U}_t, \overline{w}_1 \rangle$

Table 11: Test results for $H_0 : x \in \mathcal{H}^N$ or H^S - age-specific employment rates

x	x_1	x_2	x_3
Test of $H_0 : x \in \mathcal{H}^N$	0.3128^{**}	0.3215^{**}	0.3178^{**}
Test of $H_0 : x \in \mathcal{H}^S$	0.3221^{**}	0.3133^{**}	0.1960^{*}

Notes: $T = 408$. We use * and ** to denote rejection at 5% and 1% significance level, respectively; the approximate critical value for 95% (resp. 99%) is 0.15 (resp. 0.22). in each case.

$\varphi = 1$ as we earlier concluded from our sequential procedure. The null hypothesis that $x \in \mathcal{H}^N$ is rejected in every case at 1% significance level, which means that each of the considered functions is not entirely included in $\mathcal{H}^N$ but given by a linear combination of nonzero elements of $\mathcal{H}^N$ and $\mathcal{H}^S$; these results are, at least to some extent, expected from that $\mathcal{H}^N$ is estimated by $\mathrm{span}\{\overline{w}_1\}$ and the considered functions have quite different shapes from that of $\overline{w}_1$; see Figure 2-(a). Moreover, the null hypothesis that $x \in \mathcal{H}^S$ is rejected at 1% significance level for $x = x_1$ or x_2, and it is rejected at 5% (but not 1%) significance level for $x = x_3$. These test results would lead us to similarly conclude that each of the considered functions is not entirely included in $\mathcal{H}^S$, but now it is worth noting that the null hypothesis for $x = x_3$ is rejected with less confidence; that is, the data supports that x_3 is relatively closer to $\mathcal{H}^S$ than x_1 and x_2. This result was earlier conjectured from the plots given in Figure 1, and we here note that such a conjecture has been, at least to some extent, examined by our proposed FPCA-based test.

In this example, we found a strong evidence that there exists at least one stochastic trend in the time series of age-specific employment rates. It may be of interest to investigate whether this time series is cointegrated with some economic variables exhibiting a unit root-type nonstationarity. This can be further explored in the future by developing a cointegrating regression model involving functional observations.

D.4 Empirical illustration 2: cross-sectional earning densities

We consider a monthly sequence of U.S. earning densities running from January 1989 to December 2019; this empirical example is similar to that given by Chang et al. (2016, Section 5.1). The raw individual weekly earning data can be obtained from the CPS at `https://ipums.org`. Since individual earnings in each month are reported in current dollars, they are all adjusted to January 2000 prices using monthly consumer price index data obtained from the Federal Reserve Economic Database at `https://fred.stlouisfed.org`. Reported weekly earnings are censored from above, with the threshold for censoring switching partway through the sample: the top-coded nominal earning is 1923 before January 1998, and 2885 afterward. In addition, the raw dataset contains many abnormally small nominal earnings, such as

Table 12: Test results for the dimension of $\mathcal{H}^N$ - earning densities

φ_0	0	1	2
Test statistic	0.4398**	0.2734**	0.0715

Notes: $T = 372$. We use * and ** to denote rejection at 5% and 1% significance level, respectively; the approximate critical values for 95% (resp. 99%) are given by 0.15, 0.12, and 0.10 (resp. 0.22, 0.18, and 0.15) sequentially.

\$0.01 a week. In the subsequent analysis, weekly earnings below the 3th percentile and above the 97th percentile are excluded to avoid potential effects of those abnormal earnings. Each earning density is estimated from the remaining individual earnings as in Seo and Beare (2019) by applying local likelihood density estimation proposed in Loader (1996); this will be more detailed at the end of this section. One may treat such density-valued observations as random elements of the familiar Hilbert space L^2 of square integrable functions to apply our methodology; however, as pointed out by Petersen and Müller (2016), this is not in general advisable since the set of probability densities is not a linear subspace in this case (see also Delicado, 2011; Hron et al., 2016; Kokoszka et al., 2019; Zhang et al., 2021). Therefore, we first embed the estimated densities into a Hilbert space via the transformation approach proposed in Egozcue et al. (2006). Let $\mathrm{S} \subset \mathbb{R}$ be the support of the probability density functions and let $|\mathrm{S}|$ be the length of S; in this empirical example S is set to $[75.36, 1823.94]$ where the left endpoint (resp. the right endpoint) corresponds to the minimal (resp. the maximal) individual earning over the time span. We then define

$$f_t(u) = \psi(X_t) = \log X_t(u) - \frac{1}{|\mathrm{S}|}\int \log X_t(u)du, \quad u \in \mathrm{S}. \tag{D.6}$$

Then the transformed series $\{f_t\}_{t\geq 1}$ are regarded as a time series taking values in $L_0^2[0,1]$, the collection of all $x \in L^2[0,1]$ satisfying $\int x(u)du = 0$, which is a Hilbert space. The transformation ψ given above turns out to be an isomorphism between a Hilbert space of probability density functions (called a Bayes Hilbert space) and $L_0^2[0,1]$, and its inverse is given by $\psi^{-1}(f) = \exp(f)/\int \exp(f(u))du$ for any $f \in L_0^2[0,1]$; see Egozcue et al. (2006). For our purpose to illustrate our modified FPCA methodology, we hereafter only concern with the transformed series $\{f_t\}_{t\geq 1}$; the results obtained in this section can be naturally converted into those for the original density-valued time series $\{X_t\}_{t=1}^T$ using the inverse transformation ψ^{-1} under certain mathematical conditions; see Seo and Beare (2019) for a more detailed discussion. Figure 3 reports the estimated earning densities and their transformations as our functional observations.

Given that the functional observations are constructed from weekly earnings which tend to increase over time, it may be reasonable to consider the model with a linear trend as in Section D.3. We apply the sequential procedure based on our proposed test to determine φ. We use 18 quadratic B-spline functions for the representation of the functional observations, and $\mathrm{k}(\cdot)$, h, and K are set in the same way. Table 12 reports the test results. Our sequential procedure concludes that the dimension of $\mathcal{H}^N$ is 2 at 1% significant level. Given this result, $\mathcal{H}^N$ is estimated by the span of the first two eigenvectors $\{\overline{w}_j\}_{j=1}^2$, which are obtained from our modified FPCA. If we let $\overline{f}_t$ denote the residual from detrending f_t, it is then expected that the time series of $\langle \overline{f}_t, \overline{w}_j \rangle$ behaves as a unit root process for $j = 1$ and 2. These are shown in Figure 4. Once the dimension of $\mathcal{H}^N$ is estimated, then we may examine various hypotheses about cointegration using the tests developed in Section 4.2.

Figure 3: Estimated earning densities and transformed densities

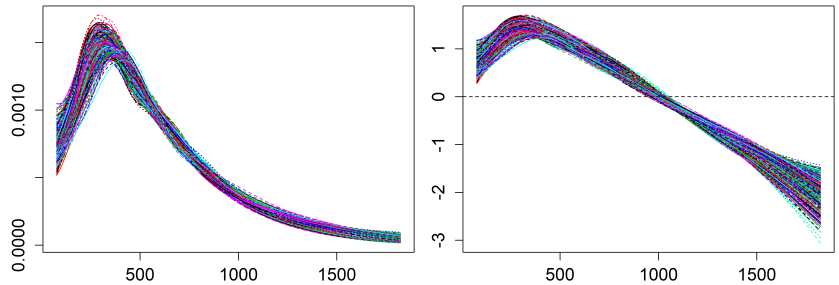

(a) earning densities (b) transformed densities

Figure 4: Eigenvectors from the modified FPCA & their characteristics - earning densities

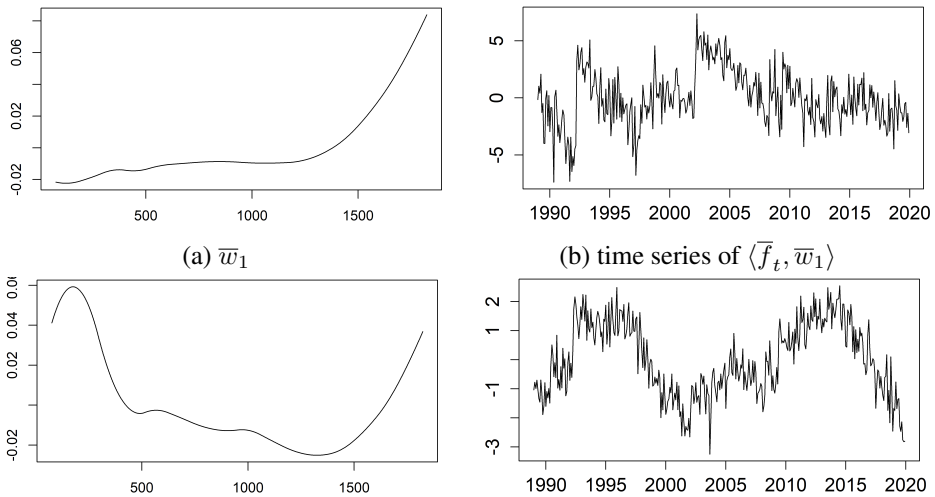

(a) $\overline{w}_1$ (b) time series of $\langle \overline{f}_t, \overline{w}_1 \rangle$

(c) $\overline{w}_2$ (d) time series of $\langle \overline{f}_t, \overline{w}_2 \rangle$

We in this example found an evidence that the time series of earning densities exhibits stochastic trends. As in the example given in Section D.3, it may be interesting to investigate if this time series of earning densities is cointegrated with other economic time series, and this can certainly be further explored in the future study.

Estimation of densities of earning

To obtain densities of earning, we employ the local likelihood method by Loader (1996, 2006). Suppose that X is the density of interest which is supported on S, and there are n individual earnings available for estimation of X. Given survey responses $a_1, \ldots, a_n$ with design weights $w_1, \ldots, w_n$ such that $\sum_{i=1}^n w_i = n$, the weighted log-likelihood is given by $\mathcal{L}(X) = \sum_{i=1}^n w_i \log(X(a_i)) - n\left(\int X(u)du - 1\right)$. Under some smoothness assumptions, we can consider a localized version of $\mathcal{L}(X)$, and $\log X(a)$ can be locally approximated by a polynomial function, as follows.

$$\mathcal{L}_p(X)(a) = \sum_{i=1}^n w_i \mathcal{W}\left(\frac{a_i - a}{b}\right) \mathcal{Q}(a_i - a; \varpi) - n \int \mathcal{W}\left(\frac{u-a}{b}\right) \exp(\mathcal{Q}(u-a;\varpi))du, \qquad \text{(D.7)}$$

where $\mathcal{W}(\cdot)$ is a suitable kernel function, b is a nearest neighborhood bandwidth ensuring that a fixed percent of the data is included in the local neighborhood of a, and $\mathcal{Q}(u-a;\varpi)$ is the q-th order polynomial in $u-a$ with coefficients $\varpi = (\varpi_0, \ldots, \varpi_q)$. Let $(\hat{\varpi}_0, \ldots, \hat{\varpi}_q)$ be the maximizer of (D.7). The local likelihood log-density estimate is then given by $\widehat{\log X}(a) = \hat{\varpi}_0$ and therefore $\hat{X}(a) = \exp(\hat{\varpi}_0)$. The procedure is repeated for a fine grid of points, and then $\hat{X}$ may be obtained from an interpolation method described in (Loader, 2006, Chapter 12). Following this procedure, each earning density is obtained on the common support $\mathrm{S} = [75.35, 1823.94]$ in our empirical application in Section D.4: to be more specific, we set $\mathcal{W}(u) = (1-|u|^3)^3 1\{|u|<1\}$, $\mathcal{Q}(u-a;\varpi) = \varpi_0 + \varpi_1(u-a) + \varpi_2(u-a)^2$, and choose b so that 40% of the data is contained in the local neighborhood of a. The employed kernel function is called the tricube kernel and used in Loader (1996).

Part II : Mathematical Appendix

E Preliminaries

E.1 Hilbert space and bounded linear operators

Let $\mathcal{H}$ denote a real separable Hilbert space with inner product $\langle \cdot, \cdot \rangle$ and norm $\| \cdot \| = \langle \cdot, \cdot \rangle^{1/2}$. We let $\mathcal{L}_{\mathcal{H}}$ denote the space of bounded linear operators on $\mathcal{H}$, equipped with the usual operator norm $\|A\|_{\mathcal{L}_{\mathcal{H}}} = \sup_{\|x\| \leq 1} \|Ax\|$. For an operator $A \in \mathcal{L}_{\mathcal{H}}$, we let $A^* \in \mathcal{L}_{\mathcal{H}}$ denote the adjoint of A, and let $\operatorname{ran} A$ (resp. $\ker A$) denote the range (resp. kernel) of A, which are, respectively, defined by $\operatorname{ran} A = \{Ax : x \in \mathcal{H}\}$ and $\ker A = \{x \in \mathcal{H} : Ax = 0\}$. The rank of A, denoted by $\operatorname{rank} A$, is equal to $\dim(\operatorname{ran} A)$. If $A = A^*$, then A is said to be self-adjoint. An operator $A \in \mathcal{L}_{\mathcal{H}}$ is positive semidefinite if $\langle Ax, x \rangle \geq 0$ for any $x \in \mathcal{H}$, and positive definite if also $\langle Ax, x \rangle \neq 0$ for any nonzero $x \in \mathcal{H}$. Throughout this paper, $x \otimes y$ for $x, y \in \mathcal{H}$ denotes the operator $z \mapsto \langle x, z \rangle y$ of rank one. An operator $A \in \mathcal{L}_{\mathcal{H}}$ is said to be compact if there exists two orthonormal bases $\{u_j\}_{j \geq 1}$ and $\{v_j\}_{j \geq 1}$, and a real-valued sequence $\{a_j\}_{j \geq 1}$ tending to zero, such that $A = \sum_{j=1}^{\infty} a_j u_j \otimes v_j$; we may assume that $u_j = v_j$ and $a_1 \geq a_2 \geq \ldots \geq 0$ if A is also self-adjoint and positive semidefinite (Bosq, 2000, p. 35). For any $A \in \mathcal{L}_{\mathcal{H}}$ with a closed range, we let $A^\dagger \in \mathcal{L}_{\mathcal{H}}$ denote the Moore-Penrose inverse; see Engl and Nashed (1981). For any self-adjoint, positive semidefinite, and compact operator $A \in \mathcal{L}_{\mathcal{H}}$ satisfying $A = \sum_{j=1}^{\infty} a_j u_j \otimes u_j$ for some $a_1 \geq a_2 \geq \ldots \geq 0$ with $a_m > 0$, we hereafter let $A|_m^\dagger = \sum_{j=1}^{m} a_j^{-1} u_j \otimes u_j$ and be called the m-regularized inverse of A. $A|_m^\dagger$ is set to $0 \in \mathcal{L}_{\mathcal{H}}$ if $m = 0$. The m-regularized inverse $A|_m^\dagger$ is understood as the partial inverse of A on the restricted domain $\operatorname{span}(\{u_j\}_{j=1}^m)$. If $\operatorname{rank} A = m$, then $A|_m^\dagger = A^\dagger$.

E.2 Random elements in $\mathcal{H}$ and $\mathcal{L}_{\mathcal{H}}$

Let $(\mathcal{S}, \mathcal{F}, \mathcal{P})$ denote the underlying probability triple. An $\mathcal{H}$-valued random variable X is defined as a measurable map from $\mathcal{S}$ to $\mathcal{H}$, where $\mathcal{H}$ is understood to be equipped with the usual Borel σ-field. An $\mathcal{H}$-valued random variable X is said to be integrable (resp. square integrable) if $\mathbb{E}\|X\| < \infty$ (resp. $\mathbb{E}\|X\|^2 < \infty$). If X is integrable, there exists a unique element $\mathbb{E}X \in \mathcal{H}$ satisfying $\mathbb{E}\langle X, x \rangle = \langle \mathbb{E}X, x \rangle$ for any $x \in \mathcal{H}$. The element $\mathbb{E}X$ is called the expectation of X. Let $L^2_{\mathcal{H}}$ denote the space of $\mathcal{H}$-valued random variables X (identifying random elements that are equal almost surely) that satisfy $\mathbb{E}X = 0$ and $\mathbb{E}\|X\|^2 < \infty$. For any $X \in L^2_{\mathcal{H}}$, we may define its covariance operator as $C_X = \mathbb{E}[X \otimes X]$, which is guaranteed to be self-adjoint, positive semidefinite and compact.

Now let A be a map from $\mathcal{S}$ to $\mathcal{L}_{\mathcal{H}}$ such that $\langle Ax, y \rangle$ is Borel measurable for all $x, y \in \mathcal{H}$. Such a map A is called a random bounded linear operator; see Skorohod (1983). For such operators A and B, we write $A =_{\text{fdd}} B$ if $(\langle Ax_1, y_1 \rangle, \ldots, \langle Ax_k, y_k \rangle) =_d (\langle Bx_1, y_1 \rangle, \ldots, \langle Bx_k, y_k \rangle)$ for every $k \geq 1$ and $x_1, \ldots, x_k$, $y_1, \ldots, y_k \in \mathcal{H}$. For any sequence $\{A_j\}_{j \geq 1}$ in $\mathcal{L}_{\mathcal{H}}$, we write $A_j \to_{\mathcal{L}_{\mathcal{H}}} A$, if $\|A_j - A\|_{\mathcal{L}_{\mathcal{H}}} \to_p 0$. It will be convenient to define two other modes of convergence of random bounded linear operators for our proofs of the main results. First, we write $A_j \to_w A$, if for all $x, y \in \mathcal{H}$,

$$|\langle A_j x, y \rangle - \langle Ax, y \rangle| \to_p 0.$$

Moreover, we write $A_j \to_{wd} A$ if, for all k and $x_1, \ldots, x_k, y_1, \ldots, y_k \in \mathcal{H}$,

$$\lim_{j \to \infty} \mathbb{E} f\left(\langle A_j x_1, y_1 \rangle, \ldots, \langle A_j x_k, y_k \rangle\right) = \mathbb{E} f\left(\langle Ax_1, y_1 \rangle, \ldots, \langle Ax_k, y_k \rangle\right)$$

for any bounded continuous function f. When $A_j \to_w A$ (resp. $A_j \to_{wd} A$), A_j is said to converge weakly (resp. weakly in distribution) to A; these modes of convergence are introduced in detail by Skorohod (1983). Note that $A_j \to_{wd} A$ means that the finite dimensional distribution of A_j converges to that of A. Furthermore, it can be shown that

$$A_j \to_{\mathcal{L}_\mathcal{H}} A \quad \Rightarrow \quad A_j \to_w A \quad \Rightarrow \quad A_j \to_{wd} A.$$

E.3 Convergence of random bounded linear operators

We collect some useful results on convergence of random bounded linear operators.

Lemma E.1. *Let $\{A_j\}_{j\geq 1}$ and $\{B_j\}_{j\geq 1}$ be sequences of random bounded linear operators. Then the following hold.*

(i) *If $A_j \to_{wd} A$, then $\sup_j \|A_j\| = \mathrm{O}_p(1)$.*

(ii) *If $A_j \to_{\mathcal{L}_\mathcal{H}} A$ and $B_j \to_{\mathcal{L}_\mathcal{H}} B$, then $A_jB_j \to_{\mathcal{L}_\mathcal{H}} AB$.*

(iii) *If $A_j \to_{\mathcal{L}_\mathcal{H}} A$, then $A_j^* \to_{\mathcal{L}_\mathcal{H}} A^*$.*

Proof. (i) is given in Skorohod (1983); see, the proof of Theorem 3 in Ch 1.

Note that $\|A_jB_j - AB\|_{\mathcal{L}_\mathcal{H}} \leq \|A_j - A\|_{\mathcal{L}_\mathcal{H}}\|B_j\|_{\mathcal{L}_\mathcal{H}} + \|A\|_{\mathcal{L}_\mathcal{H}}\|B_j - B\|_{\mathcal{L}_\mathcal{H}}$. Using (i), we may deduce that the right hand side converges to zero, hence (ii) is established.

(iii) immediately follows from the fact that $\|A_j - A\|_{\mathcal{L}_\mathcal{H}} = \|A_j^* - A^*\|_{\mathcal{L}_\mathcal{H}}$. □

Lemma E.2. *Let $\{A_j\}_{j\geq 1}$ be a random sequence in $\mathcal{L}_\mathcal{H}$ and for $j \geq 1$ $\{\Psi_{A_j}\}_{j\geq 1}$ be their characteristic functionals that are given by $\Psi_{A_j}(\mathcal{U}) = \mathbb{E}\exp(\mathrm{i}\,\mathrm{tr}(A_j\mathcal{U}))$, where $\mathcal{U}$ is any operator of the form*

$$\mathcal{U} = \sum_{i=1}^{k} x_i \otimes y_i, \quad x_i, y_i \in \mathcal{H}, \quad i = 1, \ldots, k, \quad k = 1, 2, \ldots. \tag{E.1}$$

Then the following hold.

(i) *$\Psi_{A_j}(\mathcal{U}) \to \Psi_A(\mathcal{U})$ for all $\mathcal{U}$ of the form (E.1) if and only if $A_j \to_{wd} A$.*

(ii) *(Cramér-Wold device) $A_j \to_{wd} A$ if and only if $\sum_{i=1}^k \langle A_j y_i, x_i\rangle \to_d \sum_{i=1}^k \langle A y_i, x_i\rangle$ for any k, $x_1, \ldots, x_k \in \mathcal{H}$ and $y_1, \ldots, y_k \in \mathcal{H}$.*

(iii) *If $\Psi_A(\alpha(x \otimes y))$ is continuous in α for all $x, y \in \mathcal{H}$, then there exists a sequence of random operators $\{\widetilde{A}_j\}_{j\geq 1}$ and $\widetilde{A}$ such that (i) $\Psi_{\widetilde{A}_j}(\cdot) = \Psi_{A_j}(\cdot)$, (ii) $\Psi_{\widetilde{A}}(\cdot) = \Psi_A(\cdot)$, and $A_j \to_w \widetilde{A}$.*

Proof. The results can be found in or deduced from Chapter 3.3 of Skorohod (1983). □

F Mathematical Proofs

Let $\{A_j\}_{j\geq 1}$ be a sequence in the space equipped with norm $\|\cdot\|_\mathcal{B}$ and satisfy that $\|A_j - A\|_\mathcal{B} = \mathrm{O}_p(n)$. As is common in the literature, we sometimes, for convenience, write this as $A_j = A + \mathrm{O}_p(n)$. We similarly write $A_j = A + \mathrm{o}_p(n)$ to denote $\|A_j - A\|_\mathcal{B} = \mathrm{o}_p(n)$.

F.1 Mathematical proofs for the results in Sections 3 and A

F.1.1 Preliminary results

We provide useful lemmas.

Lemma F.1. *Under Assumptions M for every $k \geq 1$ and $x_1, \ldots, x_k \in \mathcal{H}$,*

$$\frac{1}{\sqrt{T}} \sum_{t=1}^{\lfloor Ts \rfloor} \mathcal{E}_{k,t} \quad \to_d \quad W_k(s) \tag{F.1}$$

in the Skorohod space $\mathcal{D}[0,1]^k$, where $\mathcal{E}_{k,t} = (\langle \mathcal{E}_t, x_1 \rangle, \ldots, \langle \mathcal{E}_t, x_k \rangle)'$ and $W_k(s) = (\langle W(s), x_1 \rangle, \ldots, \langle W(s), x_k \rangle)'$.

Proof. Under the summability conditions $\sum_{j=1}^{\infty} j \|\Phi_j\|_{\mathcal{L}_\mathcal{H}} < \infty$ and $\sum_{j=1}^{\infty} j \|\widetilde{\Phi}_j\|_{\mathcal{L}_\mathcal{H}} < \infty$, $\{\mathcal{E}_t^N\}_{t \in \mathbb{Z}}$ and $\{\mathcal{E}_t^S\}_{t \in \mathbb{Z}}$ are, respectively, so-called L^2-m-approximable (Hörmann and Kokoszka, 2010, Proposition 2.1), and then $\{\mathcal{E}_t\}_{t \in \mathbb{Z}}$ is also L^2-m-approximable (Hörmann and Kokoszka, 2010, Lemma 2.1). Then the desired weak convergence result follows from Theorem 1.1. of Berkes et al. (2013). □

Lemma F.2. *Under Assumptions M and K, $\widehat{\Omega}_\varphi$ and $\widehat{\Gamma}_\varphi$ in (3.4) are consistent, i.e., $\widehat{\Omega}_\varphi \to_{\mathcal{L}_\mathcal{H}} \Omega$ and $\widehat{\Gamma}_\varphi \to_{\mathcal{L}_\mathcal{H}} \Gamma$. Moreover, let $\overline{\Omega}_\varphi$ and $\overline{\Gamma}_\varphi$ be defined as in Section C. Under the same assumptions, $\overline{\Omega}_\varphi$ and $\overline{\Gamma}_\varphi$ are consistent in the same sense.*

Proof. We know from Theorem 3.1 that $\widehat{P}_\varphi^N = P^N + \mathrm{O}_p(T^{-1})$ and $\widehat{P}_\varphi^S = P^S + \mathrm{O}_p(T^{-1})$, hence

$$\widehat{\Omega}_\varphi = \widehat{\Omega}_\varphi^{NN} + \widehat{\Omega}_\varphi^{NS} + \widehat{\Omega}_\varphi^{SN} + \widehat{\Omega}_\varphi^{SS} = \widehat{\Omega}_{0,\varphi} + \mathrm{O}_p(T^{-1}),$$

where $\widehat{\Omega}_{0,\varphi} = P^N \widehat{\Omega}_\varphi P^N + P^N \widehat{\Omega}_\varphi P^S + P^S \widehat{\Omega}_\varphi P^N + P^S \widehat{\Omega}_\varphi P^S$. Note that $\widehat{\Omega}_{0,\varphi}$ is the sample long-run covariance of $\{\mathcal{E}_t\}_{t=1}^T$, where $\mathcal{E}_t = \mathcal{E}_t^N + \mathcal{E}_t^S$, $\mathcal{E}_t^N = \sum_{j=0}^{\infty} P^N \Phi_j \varepsilon_{t-j}$, and $\mathcal{E}_t^S = \sum_{j=0}^{\infty} P^S \widetilde{\Phi}_j \varepsilon_{t-j}$. We know from our proof of Lemma F.1 that the summability conditions $\sum_{j=1}^{\infty} j \|\Phi_j\|_{\mathcal{L}_\mathcal{H}} < \infty$ and $\sum_{j=1}^{\infty} j \|\widetilde{\Phi}_j\|_{\mathcal{L}_\mathcal{H}} < \infty$ imply that $\{\mathcal{E}_t\}_{t \in \mathbb{Z}}$ is L^2-m-approximable. We then apply Theorem 2 of Horváth et al. (2013) to obtain $\widehat{\Omega}_{0,\varphi} \to_{\mathcal{L}_\mathcal{H}} \Omega$, which in turn establishes $\widehat{\Omega}_\varphi \to_{\mathcal{L}_\mathcal{H}} \Omega$. To show $\widehat{\Gamma}_\varphi \to_{\mathcal{L}_\mathcal{H}} \Gamma$, we note that $\widehat{\Gamma}_\varphi = \widehat{\Gamma}_{0,\varphi} + \mathrm{O}_p(T^{-1})$ where $\widehat{\Gamma}_{0,\varphi} = P^N \widehat{\Gamma}_\varphi P^N + P^N \widehat{\Gamma}_\varphi P^S + P^S \widehat{\Gamma}_\varphi P^N + P^S \widehat{\Gamma}_\varphi P^S$. Then $\widehat{\Gamma}_\varphi \to_{\mathcal{L}_\mathcal{H}} \Gamma$ may be deduced from the proof of Theorem 2 in Horváth et al. (2013).

For the cases with deterministic terms, the desired results are deduced from Theorem 2 of Horváth et al. (2013) (when Model D1 is true), Theorem 5.3 of Kokoszka and Young (2016) (when Model D2 is true), and our previous proof for the case without deterministic terms. □

F.1.2 Proofs of the main results

Proof of Theorem 3.1. We note the identity

$$\widehat{P}_\varphi^N - P^N = P^S \widehat{P}_\varphi^N - P^N \widehat{P}_\varphi^S. \tag{F.2}$$

Since $\widehat{P}_\varphi^N$ is the projection onto the first φ leading eigenvectors, $P^N \widehat{C} \widehat{P}_\varphi^S = P^N \widehat{C} P^N \widehat{P}_\varphi^S + P^N \widehat{C} P^S \widehat{P}_\varphi^S = P^N \widehat{C}(I - \sum_{j=1}^{\varphi} \langle \hat{v}_j, \cdot \rangle \hat{v}_j) = P^N \widehat{P}_\varphi^S \widehat{\Lambda}$, where $\widehat{\Lambda} = \sum_{j=1}^{\infty} \hat{\lambda}_j \hat{v}_j \otimes \hat{v}_j$. We thus find that

$$T P^N \widehat{P}_\varphi^S = -\left(T^{-1} P^N \widehat{C} P^N\right)^\dagger P^N \widehat{C} P^S + \left(T^{-1} P^N \widehat{C} P^N\right)^\dagger P^N \widehat{P}_\varphi^S \widehat{\Lambda}, \tag{F.3}$$

where $(T^{-1}P^N\widehat{C}P^N)^\dagger$ is well defined since $T^{-1}P^N\widehat{C}P^N$ is a finite rank operator, hence has a closed range. We first deduce from the weak convergence result given in (F.1) and the continuous mapping theorem that the following holds under Assumption M: for $k \geq 1$, $x_1, \ldots, x_k \in \mathcal{H}$ and $y_1, \ldots, y_k \in \mathcal{H}$,

$$\langle T^{-1}P^N\widehat{C}P^N x_j, y_j\rangle = \frac{1}{T^2}\sum_{t=1}^{T}\langle P^N X_t, x_j\rangle\langle P^N X_t, y_j\rangle \to_d \int \langle W^N(r), x_j\rangle\langle W^N(r), y_j\rangle, \quad \text{jointly.}$$

This result implies that

$$T^{-1}P^N\widehat{C}P^N \to_{wd} \int W^N(r)\otimes W^N(r), \tag{F.4}$$

due to the Cramér-Wold device (Lemma E.2-(ii)). Let $X^S_{k,t} = (\langle P^S X_t, x_1\rangle, \ldots, \langle P^S X_t, x_k\rangle)'$, $X^N_{k,t} = (\langle P^N X_t, y_1\rangle, \ldots, \langle P^N X_t, y_k\rangle)'$. We deduce from the convergence result given by Assumption W that

$$\frac{1}{T}\sum_{t=1}^{T} X^S_{k,t}X^N_{k,t}{}' \to_d \int_0^1 dW^S_k(s)W^N_k(s)' + \sum_{j=0}^{\infty}\mathbb{E}[\mathcal{E}^S_{k,t-j}\mathcal{E}^N_{k,t}{}'],$$

where $\mathcal{E}^S_{k,t} = (\langle \mathcal{E}^S_t, x_1\rangle, \ldots, \langle \mathcal{E}^S_t, x_k\rangle)'$, $\mathcal{E}^N_{k,t} = (\langle \mathcal{E}^N_t, y_1\rangle, \ldots, \langle \mathcal{E}^N_t, y_k\rangle)'$, $W^S_k(s) = (\langle W^S(s), x_1\rangle, \ldots, \langle W^S(s), x_k\rangle)'$ and $W^N_k(s) = (\langle W^N(s), y_1\rangle, \ldots, \langle W^N(s), y_k\rangle)'$. Moreover, for any $x, y \in \mathcal{H}$, $\langle P^N\widehat{C}P^S x, y\rangle = T^{-1}\sum_{t=1}^{T}\langle P^S X_t, x\rangle\langle P^N$ from which we find that $\sum_{j=1}^{k}\langle P^N\widehat{C}P^S x_j, y_j\rangle = \mathrm{tr}(T^{-1}\sum_{t=1}^{T} X^S_{k,t}X^N_{k,t}{}')$. From the continuous mapping theorem, we have

$$\sum_{j=1}^{k}\langle P^N\widehat{C}P^S x_j, y_j\rangle \to_d \sum_{j=1}^{k}\left(\int \langle dW^S(r), x_j\rangle\langle W^N(r), y_j\rangle + \langle \Gamma^{NS}x_j, y_j\rangle\right). \tag{F.5}$$

From (F.5) and the Cramér-Wold device (Lemma E.2-(ii)), we deduce that

$$P^N\widehat{C}P^S \to_{wd} \int dW^S(r)\otimes W^N(r) + \Gamma^{NS}. \tag{F.6}$$

It will be shown that the convergence results given by (F.4) and (F.6) can be strengthened as follows:

<u>Claim 1:</u> $T^{-1}P^N\widehat{C}P^N \to_{\mathcal{L}_\mathcal{H}} \mathcal{A}_1 =_{\text{fdd}} \int W^N(r)\otimes W^N(r)$.

<u>Claim 2:</u> $P^N\widehat{C}P^S \to_{\mathcal{L}_\mathcal{H}} \mathcal{A}_2 =_{\text{fdd}} \int dW^S(r)\otimes W^N(r) + \Gamma^{NS}$.

Almost surely, the eigenvalues of $\mathcal{A}_1$ are distinct and each eigenvalue is associated with one-dimensional eigenspace. We then know from Claim 1 and Lemma 4.3 of Bosq (2000) that the eigenvectors of $T^{-1}P^N\widehat{C}P^N$ converge to those of $\mathcal{A}_1$. From similar arguments to the proofs of Proposition 3.2 and Theorem 3.3 of Chang et al. (2016), we find that $P^N\widehat{P}^S_\varphi = \mathrm{O}_p(T^{-1})$, $P^S\widehat{P}^S_\varphi - P^S = \mathrm{O}_p(T^{-1})$ and $\hat{\lambda}_{\varphi+k} = \mathrm{O}_p(1)$ for $k \geq 1$. Given these results, the following can be additionally proved.

<u>Claim 3:</u> $TP^S\widehat{P}^N_\varphi = -T(P^N\widehat{P}^S_\varphi)^* + \mathrm{O}_p(T^{-1})$.

Since $P^N\widehat{P}^S_\varphi = \mathrm{O}_p(T^{-1})$, (F.3) can be written as $TP^N\widehat{P}^S_\varphi = -\left(T^{-1}P^N\widehat{C}P^N\right)^\dagger P^N\widehat{C}P^S + \mathrm{O}_p(T^{-1})$. From this equation, Claim 3 and (F.2), we find that

$$T(\widehat{P}^N_\varphi - P^N) = \left(T^{-1}P^N\widehat{C}P^N\right)^\dagger P^N\widehat{C}P^S + P^S\widehat{C}P^N\left(T^{-1}P^N\widehat{C}P^N\right)^\dagger + \mathrm{O}_p(T^{-1}).$$

We know from Claims 1-2 and Lemma E.1 that our proof becomes complete if we show

$$\left(T^{-1}P^N\widehat{C}P^N\right)^\dagger \to_{\mathcal{L}_\mathcal{H}} \mathcal{A}_1^\dagger. \tag{F.7}$$

Note that both $T^{-1}P^N\widehat{C}P^N$ and $\mathcal{A}_1$ are self-adjoint positive definite operators of rank φ, almost surely. Consider the spectral representations of $T^{-1}P^N\widehat{C}P^N$ and $\mathcal{A}_1$ as follows:

$$T^{-1}P^N\widehat{C}P^N = \sum_{j=1}^{\varphi} \hat{\gamma}_j \hat{u}_j \otimes \hat{u}_j, \quad \mathcal{A}_1 = \sum_{j=1}^{\varphi} \gamma_j u_j \otimes u_j.$$

$T^{-1}P^N\widehat{C}P^N \to_{\mathcal{L}_\mathcal{H}} \mathcal{A}_1$ implies that the eigenvalues of $T^{-1}P^N\widehat{C}P^N$ converge to those of $\mathcal{A}_1$ (Bosq, 2000, Lemma 4.2), i.e.,

$$\sup_{1\le j\le\varphi} |\hat{\gamma}_j - \gamma_j| \to_p 0. \tag{F.8}$$

Note that $\gamma_j > 0$ and the associated eigenspace is one-dimensional for each $j = 1, \ldots, \varphi$ almost surely. It is deduced from Lemma 4.3 of Bosq (2000) that the eigenvectors satisfy

$$\sup_{1\le j\le\varphi} \|\hat{u}_j - \mathrm{sgn}(\langle \hat{u}_j, u_j\rangle)u_j\| \to_p 0. \tag{F.9}$$

Let $\bar{u}_j = \mathrm{sgn}(\langle \hat{u}_j, u_j\rangle)u_j$. Then it can be shown that $\sup_{\|x\|\le 1} \|(T^{-1}P^N\widehat{C}P^N)^\dagger x - \mathcal{A}_1^\dagger x\|$ is bounded above by

$$\sum_{j=1}^{\varphi} |\gamma_j^{-1} - \hat{\gamma}_j^{-1}| + 2\sum_{j=1}^{\varphi} \hat{\gamma}_j^{-1}\|\bar{u}_j - \hat{u}_j\|, \tag{F.10}$$

We then deduce from (F.8) and (F.9) that (F.10) converges in probability to zero as desired, so (F.7) holds.

Proofs of Claims 1 & 2 : We only provide our proof of Claim 2; the arguments to be given can be applied to prove Claim 1 with a minor modification. To simplify expressions, we let $\widehat{A} = P^N\widehat{C}P^S$ and $\widehat{A}^* = P^S\widehat{C}P^N$. From (F.6) and Lemma E.2-(iii), we may assume that $\widehat{A} \to_w \mathcal{A}_2 =_{\text{fdd}} \int dW^S(r)\otimes W^N(r) + \Gamma^{NS}$ and $\widehat{A}^* \to_w \mathcal{A}_2^*$. Let $\{u_j\}_{j=1}^{\varphi}$ (resp. $\{u_j\}_{j=\varphi+1}^{\infty}$) denote an orthonormal basis of $\mathcal{H}^N$ (resp. $\mathcal{H}^S$). Since $\widehat{A} \to_w \mathcal{A}_2$, $\mathrm{ran}\,\widehat{A} \subset \mathcal{H}^N$ and $\mathrm{ran}\,\mathcal{A}_2 \subset \mathcal{H}^N$, we have for any $x \in \mathcal{H}$

$$\|(\widehat{A} - \mathcal{A}_2)x\|^2 = \sum_{j=1}^{\varphi} |\langle (\widehat{A} - \mathcal{A}_2)x, u_j\rangle|^2 \to 0, \tag{F.11}$$

where the equality follows from Parseval's identity. From the properties of operator norm, we have

$$\|\widehat{A} - \mathcal{A}_2\|_{\mathcal{L}_\mathcal{H}}^2 = \|\widehat{A}\widehat{A}^* - \mathcal{A}_2\widehat{A}^* - \widehat{A}\mathcal{A}_2^* + \mathcal{A}_2\mathcal{A}_2^*\|_{\mathcal{L}_\mathcal{H}}. \tag{F.12}$$

Note that $\widehat{A}\widehat{A}^* - \mathcal{A}_2\widehat{A}^* - \widehat{A}\mathcal{A}_2^* + \mathcal{A}_2\mathcal{A}_2^*$ is self-adjoint, positive semidefinite and has finite rank. Moreover, its operator norm is bounded above by the trace norm (see equation (1.55) in Bosq, 2000), which is in turn bounded by $\sum_{j=1}^{\infty} |\langle (\widehat{A}\widehat{A}^* - \mathcal{A}_2\widehat{A}^* - \widehat{A}\mathcal{A}_2^* + \mathcal{A}_2\mathcal{A}_2^*)u_j, u_j\rangle|$. Since $\mathrm{ran}(\widehat{A}\widehat{A}^* - \mathcal{A}_2\widehat{A}^* - \widehat{A}\mathcal{A}_2^* + \mathcal{A}_2\mathcal{A}_2^*)$ is orthogonal to $\mathcal{H}^S$, this upper bound is simplified to

$$\sum_{j=1}^{\varphi} |\langle (\widehat{A}\widehat{A}^* - \mathcal{A}_2\widehat{A}^* - \widehat{A}\mathcal{A}_2^* + \mathcal{A}_2\mathcal{A}_2^*)u_j, u_j\rangle|. \tag{F.13}$$

We note that $|\langle \widehat{A}\widehat{A}^* u_j, u_j\rangle - \langle \mathcal{A}_2\mathcal{A}_2^* u_j, u_j\rangle| \leq |\langle \widehat{A}^* u_j, (\widehat{A}^* - \mathcal{A}_2^*)u_j\rangle| + |\langle (\widehat{A}^* - \mathcal{A}_2^*)u_j, \mathcal{A}_2^* u_j\rangle|$, hence

$$|\langle \widehat{A}\widehat{A}^* u_j, u_j\rangle - \langle \mathcal{A}_2\mathcal{A}_2^* u_j, u_j\rangle| \leq \|\widehat{A}^* u_j\|\|(\widehat{A}^* - \mathcal{A}_2^*)u_j\| + \|\mathcal{A}_2^* u_j\|\|(\widehat{A}^* - \mathcal{A}_2^*)u_j\| = \mathrm{o}_p(1),$$

where the last equality follows from the fact that (F.11) and $\sup_T \|\widehat{A}^*\| = \mathrm{O}_p(1)$ (Lemma E.1-(i)). We therefore conclude that

$$\widehat{A}\widehat{A}^* \to_w \mathcal{A}_2\mathcal{A}_2^*. \tag{F.14}$$

From parallel arguments,

$$\mathcal{A}_2\widehat{A}^* \to_w \mathcal{A}_2\mathcal{A}_2^*, \quad \widehat{A}\mathcal{A}_2^* \to_w \mathcal{A}_2\mathcal{A}_2^*. \tag{F.15}$$

Equations (F.14) and (F.15) imply that (F.13) is $\mathrm{o}_p(1)$, which in turn implies that (F.12) is $\mathrm{o}_p(1)$.

Proof of Claim 3: Note that $\widehat{P}_\varphi^N = P^S\widehat{P}_\varphi^N + P^N\widehat{P}_\varphi^N$ and $\widehat{P}_\varphi^S\widehat{P}_\varphi^N = 0$ by construction, we thus have $T\widehat{P}_\varphi^S P^S\widehat{P}_\varphi^N = -T\widehat{P}_\varphi^S P^N\widehat{P}_\varphi^N$. From this equation and the identity $I = \widehat{P}_\varphi^N + \widehat{P}_\varphi^S$, the following can be shown:

$$TP^S\widehat{P}_\varphi^N - T\widehat{P}_\varphi^N P^S\widehat{P}_\varphi^N = -T(P^N\widehat{P}_\varphi^S)^* + T(\widehat{P}_\varphi^S P^N\widehat{P}_\varphi^S)^*.$$

Since $P^N\widehat{P}_\varphi^S = \mathrm{O}_p(T^{-1})$ and $P^S\widehat{P}_\varphi^S - P^S = \mathrm{O}_p(T^{-1})$, we find that $\|T\widehat{P}_\varphi^N P^S\widehat{P}_\varphi^N\|_{\mathcal{L}_\mathcal{H}} = \|T(I - \widehat{P}_\varphi^S)P^S P^S(I - \widehat{P}_\varphi^S)\|_{\mathcal{L}_\mathcal{H}} = \mathrm{O}_p(T^{-1})$ and $\|T\widehat{P}_\varphi^S P^N\widehat{P}_\varphi^S\|_{\mathcal{L}_\mathcal{H}} = \|T\widehat{P}_\varphi^S P^N P^N\widehat{P}_\varphi^S\|_{\mathcal{L}_\mathcal{H}} = \mathrm{O}_p(T^{-1})$. We therefore conclude that $TP^S\widehat{P}_\varphi^N = -T(P^N\widehat{P}_\varphi^S)^* = \mathrm{O}_p(T^{-1})$. □

Proof of Theorem 3.2.

We first show that the desired result can be obtained from the following eigenvalue problem:

$$\left(\widehat{C}_\varphi - \widehat{\Upsilon}_\varphi\right)\hat{w}_j = \hat{\mu}_j\hat{w}_j, \quad j = 1, 2, \ldots. \tag{F.16}$$

It can be shown that $P^N(\widehat{C}_\varphi - \widehat{\Upsilon}_\varphi)P^S$ and $P^S(\widehat{C}_\varphi - \widehat{\Upsilon})P^S$ weakly converge in distribution to some elements in $\mathcal{L}_\mathcal{H}$, then Lemma E.1-(i) implies that each of $\|P^N(\widehat{C}_\varphi - \widehat{\Upsilon}_\varphi)P^S\|_{\mathcal{L}_\mathcal{H}}$ and $\|P^S(\widehat{C}_\varphi - \widehat{\Upsilon}_\varphi)P^S\|_{\mathcal{L}_\mathcal{H}}$ is $\mathrm{O}_p(1)$. We know from Lemma F.2 that $\widehat{\Upsilon}_\varphi = \mathrm{O}_p(1)$, and also deduce from our construction of $X_{\varphi,t}$ that $T^{-1}P^N\widehat{C}_\varphi P^N = T^{-1}P^N\widehat{C}P^N + \mathrm{O}_p(T^{-1})$. Combining all these results and arguments used in our proof of Theorem 3.1, we have

$$T^{-1}(\widehat{C}_\varphi - \widehat{\Upsilon}_\varphi) = T^{-1}P^N\widehat{C}P^N + \mathrm{O}_p(T^{-1}) \ \to_{\mathcal{L}_\mathcal{H}} \ \mathcal{A}_1 =_{\text{fdd}} \int W^N(r) \otimes W^N(r). \tag{F.17}$$

Then from similar arguments to the proofs of Proposition 3.2 and Theorem 3.3 of Chang et al. (2016), we find that $P^N\widehat{\Pi}_\varphi^S = \mathrm{O}_p(T^{-1})$, $P^S\widehat{\Pi}_\varphi^S - P^S = \mathrm{O}_p(T^{-1})$ and $\hat{\mu}_{\varphi+k} = \mathrm{O}_p(1)$ for $k \geq 1$. Since $P^N(\widehat{C}_\varphi - \widehat{\Upsilon}_\varphi)\widehat{\Pi}_\varphi^S = P^N\widehat{\Pi}^S\widehat{M}$ for $\widehat{M} = \sum_{j=1}^\infty \hat{\mu}_j\hat{w}_j \otimes \hat{w}_j$ and $\widehat{\Pi}_\varphi^S = P^N\widehat{\Pi}_\varphi^S + P^S\widehat{\Pi}_\varphi^S$,

$$P^N(\widehat{C}_\varphi - \widehat{\Upsilon}_\varphi)P^N\widehat{\Pi}_\varphi^S + P^N(\widehat{C}_\varphi - \widehat{\Upsilon}_\varphi)P^S\widehat{\Pi}_\varphi^S = P^N\widehat{\Pi}_\varphi^S\widehat{M}.$$

We know from $\widehat{\Pi}_\varphi^S P^N = \mathrm{O}_p(T^{-1})$ and $\widehat{P}_\varphi^S P^N = \mathrm{O}_p(T^{-1})$ that $P^N\widehat{\Pi}_\varphi^S\widehat{M} = \mathrm{O}_p(T^{-1})$ and $P^N\widehat{\Upsilon}_\varphi P^N = \mathrm{O}_p(T^{-1})$. This in turn implies that

$$TP^N\widehat{\Pi}_\varphi^S = -\left(T^{-1}P^N\widehat{C}_\varphi P^N\right)^\dagger\left(P^N\widehat{C}_\varphi P^S - P^N\widehat{\Upsilon}_\varphi P^S\right) + \mathrm{O}_p(T^{-1}), \tag{F.18}$$

where note that $(T^{-1}P^N\widehat{C}_\varphi P^N)^\dagger$ is well define since $T^{-1}P^N\widehat{C}_\varphi P^N$ is a finite rank operator, so has a closed range. Using similar results to (F.2) and Claim 3 in our proof of Theorem 3.1, we find that

$$T(\widehat{\Pi}_\varphi^N - P^N) = \left(P^S\widehat{C}_\varphi P^N - P^S\widehat{\Upsilon}_\varphi^* P^N\right)\left(T^{-1}P^N\widehat{C}_\varphi P^N\right)^\dagger + \left(T^{-1}P^N\widehat{C}_\varphi P^N\right)^\dagger\left(P^N\widehat{C}_\varphi P^S - P^N\widehat{\Upsilon}_\varphi P^S\right) + \mathrm{O}_p(T^{-1}). \tag{F.19}$$

From (F.17) and nearly identical arguments to those used to derive (F.7),

$$\left(T^{-1}P^N\widehat{C}_\varphi P^N\right)^\dagger \to_{\mathcal{L}_\mathcal{H}} \mathcal{A}_1^\dagger. \tag{F.20}$$

We will derive the limit of $\widehat{A} = P^N\widehat{C}_\varphi P^S - P^N\widehat{\Upsilon}_\varphi P^S$. First, it may be deduced from Lemma F.2 that

$$\widehat{\Gamma}_\varphi^{NN} \to_{\mathcal{L}_\mathcal{H}} \Gamma^{NN}, \quad \widehat{\Gamma}_\varphi^{NS} \to_{\mathcal{L}_\mathcal{H}} \Gamma^{NS}, \quad \widehat{\Gamma}_\varphi^{SS} \to_{\mathcal{L}_\mathcal{H}} \Gamma^{SS}. \tag{F.21}$$

Moreover, from the fact that $\operatorname{rank}\widehat{\Omega}^{NN} = \operatorname{rank}\Omega^{NN} = \varphi$ almost surely, $B \mapsto B^{-1}$ is a continuous map for every positive definite matrix $B \in \mathbb{R}^{\varphi\times\varphi}$, and $\widehat{\Omega}_\varphi^{NN} \to_{\mathcal{L}_\mathcal{H}} \Omega_\varphi^{NN}$ (Lemma F.2) and this may be understood as a convergence in probability in $\mathbb{R}^{\varphi\times\varphi}$, we find that

$$\widehat{\Omega}_\varphi^{NN}|_\varphi^\dagger \to_{\mathcal{L}_\mathcal{H}} (\Omega^{NN})^\dagger. \tag{F.22}$$

Combining (F.21) and (F.22), we have, for any $k \geq 1$, $x_1, \ldots, x_k \in \mathcal{H}$ and $y_1, \ldots, y_k \in \mathcal{H}$, $\langle P^N\widehat{\Upsilon}_\varphi P^S x_j, y_j\rangle \to_p \langle \Upsilon x_j, y_j\rangle$, where $\Upsilon = \Gamma^{NS} - \Gamma^{NN}\left(\Omega^{NN}\right)^\dagger\Omega^{NS}$. We then note that

$$\langle \widehat{A}x_j, y_j\rangle = \frac{1}{T}\sum_{t=1}^T \langle P^S X_t - \Omega^{SN}\left(\Omega^{NN}\right)^\dagger P^N\Delta X_t, x_j\rangle\langle P^N X_t, y_j\rangle - \langle \Upsilon x_j, y_j\rangle + \mathrm{o}_p(1),$$

where the first term converges in distribution to $\int\langle dW^{S.N}(r), x_j\rangle\langle W^N(r), y_j\rangle + \langle \Upsilon x_j, y_j\rangle$; see e.g. the proofs of Theorems 1 and 2 of Harris (1997). Using this result and nearly identical arguments used to derive (F.6), it is quite obvious to establish that $\widehat{A} \to_{wd} \int dW^{S.N}(r)\otimes W^N(r)$. Furthermore, from similar arguments to those used to prove Claim 2 in our proof of Theorem 3.1, we find that

$$\widehat{A} \to_{\mathcal{L}_\mathcal{H}} \mathcal{A}_2 =_{\text{fdd}} \int dW^{S.N}(r)\otimes W^N(r). \tag{F.23}$$

Combining (F.19), (F.20), (F.23), and Lemma E.1-(ii) and (iii), we obtain the desired result.

We now consider the eigenvalue problem (3.6). On top of the previous proof, it is easy to show that $\widehat{\Upsilon}_\varphi^* = \mathrm{O}_p(1)$ and $P^N\widehat{\Upsilon}_\varphi^* P^S = \mathrm{O}_p(T^{-2})$, so (F.18) still holds for $\widehat{\Pi}_\varphi^S$ obtained from (3.6). The rest of proof is almost identical to our proof for the eigenvalue problem (F.16).

Independence of $W^{S.N}$ and W^N is deduced from the fact that $\mathbb{E}[W^{S.N}\otimes W^N] = 0$.

Proof of Proposition A.1. Since $\dim(\mathcal{H}) < \infty$ and the minimum eigenvalue of $\mathbb{E}[\mathcal{E}_t\otimes\mathcal{E}_t]$ is strictly positive, we may deduce from the proof of Theorem 2 in Harris (1997) and arguments similar to those used in Theorems 3.1 and 3.2 that

$$T^{-1}\ddot{C}_\varphi = T^{-1}P^N\ddot{C}_\varphi P^N + \mathrm{O}_p(T^{-1}) \to_{\mathcal{L}_\mathcal{H}} \mathcal{A}_1 =_{\text{fdd}} \int W^N(r)\otimes W^N(r), \tag{F.24}$$

$$P^N\ddot{C}_\varphi P^S \to_{\mathcal{L}_\mathcal{H}} \mathcal{A}_2 =_{\text{fdd}} \int dW^{S.N}(r)\otimes W^N(r). \tag{F.25}$$

As in our proof of Theorem 3.2, we have $P^N\ddot{\Pi}^S_\varphi = \mathrm{O}_p(T^{-1})$, $P^S\ddot{\Pi}^S_\varphi - P^S = \mathrm{O}_p(T^{-1})$ and $\ddot{\lambda}_{\varphi+k} = \mathrm{O}_p(1)$ for $k \geq 1$. From similar arguments to those used to derive (F.19), we have

$$T(\ddot{\Pi}^N_\varphi - P^N) = \left(T^{-1}P^N\ddot{C}_\varphi P^N\right)^\dagger P^N\ddot{C}_\varphi P^S + P^S\ddot{C}_\varphi P^N\left(T^{-1}P^N\ddot{C}_\varphi P^N\right)^\dagger + \mathrm{O}_p(T^{-1}). \tag{F.26}$$

Then the desired result is deduced from (F.24)-(F.26). □

A detailed discussion on Remark 3.1. We here consider the simple case when $k = 1$. From Theorem 3.1 of Saikkonen (1991), it can be shown that

$$\lim_{T\to\infty} \text{Prob.}\ \{|T\langle P^N\widehat{\Pi}^S_\varphi x, y\rangle| < \delta\} \geq \lim_{T\to\infty} \text{Prob.}\ \{|T\langle P^N\widehat{P}^S_\varphi x, y\rangle| < \delta\}. \tag{F.27}$$

If $\Omega^{NS} = \Gamma^{NS} = 0$, then $T\langle P^N\widehat{P}^S_\varphi\rangle$ and $T\langle P^N\widehat{\Pi}^S_\varphi\rangle$ have the same limiting distribution. Moreover, if $y \in \mathcal{H}^S$ both sides of (F.27) are equal to zero regardless of the limiting behaviors of $P^N\widehat{P}^S_\varphi$ and $P^N\widehat{\Pi}^S_\varphi$. Therefore the inequality given in (F.27) is not always strict. However, if $\Omega^{NS} = \Gamma^{NS} = 0$ is not true and our choice of x, y and δ makes the left hand side of (F.27) positive, then the inequality is strict; see Theorem 3.1 of Saikkonen (1991). Moreover, the left hand side can be made positive by choosing x, y and δ appropriately. For example, suppose that $x \in \mathcal{H}^S \setminus \{0\}$ and $y \in \mathcal{H}^N \setminus \{0\}$. As shown in our proof of Theorem 3.1, we may assume that $\int W^N(r) \otimes W^N(r) = \sum_{j=1}^{\varphi} \gamma_j u_j \otimes u_j$, $\{\gamma_j\}_{j=1}^{\varphi}$ are all positive, and $\mathrm{span}(\{u_j\}_{j=1}^{\varphi}) = \mathcal{H}^N$. Then from Theorem 3.2, we have $T\langle P^N\widehat{\Pi}^S_\varphi x, y\rangle \to_d \sum_{j=1}^{\varphi}\gamma_j^{-1}\int\langle dW^{S.N}(r), x\rangle\langle u_j, W^N(r)\rangle\langle u_j, y\rangle$. That is, $T\langle P^N\widehat{\Pi}^S_\varphi x, y\rangle$ converges to a nondegenerate distiribution centered at $0 \in \mathbb{R}$. Therefore, the left hand side of (F.27) becomes positive for any strictly positive δ. A similar result can be obtained for $T^{-1}P^S\widehat{\Pi}^N_\varphi$ with only a minor modification of the above arguments.

F.2 Mathematical proofs for the results in Sections 4 and B

F.2.1 Preliminary results

Lemma F.3. *Suppose that Assumptions M, W and K hold.*

(i) *For any $\varphi_0 \leq \varphi$ and $K > \varphi$, $\hat{w}_j$ given in (4.3) satisfies*

$$\|\hat{w}_j - \mathrm{sgn}(\langle\hat{w}_j, w_j\rangle)w_j\| \to_p 0, \quad j = 1, \ldots, K, \tag{F.28}$$

where $\{w_j\}_{j=1}^{\varphi}$ (resp. $\{w_j\}_{j=\varphi+1}^{K}$) is an orthonormal set of $\mathcal{H}^N$ (resp. $\mathcal{H}^S$).

(ii) *Then (F.28) still holds if we replace $\hat{w}_j$ with $\overline{w}_j$ given in (C.5) when Model D1 given by (C.1) or Model D2 given by (C.2) is true.*

Proof. We first show (i). The proof is trivial when $\varphi = 0$, so we hereafter assume $\varphi \geq 1$. Note that

$$X_{\varphi_0,t}/\sqrt{T} = X_t/\sqrt{T} - \widehat{\Omega}^{SN}_{\varphi_0}\left(\widehat{\Omega}^{NN}_{\varphi_0}|^\dagger_{\varphi_0}\right)\widehat{P}^N_{\varphi_0}\Delta X_t/\sqrt{T}. \tag{F.29}$$

It can be shown that $\widehat{\Omega}^{SN}_{\varphi_0}(\widehat{\Omega}^{NN}_{\varphi_0}|^\dagger_{\varphi_0})\widehat{P}^N_{\varphi_0}$ converges to a well defined limit if $\varphi_0 \leq \varphi$. Thus the second term on the right hand side of (F.29) is $O_p(T^{-1/2})$ and this implies that $T^{-1}\widehat{C}_{\varphi_0} = T^{-1}\widehat{C} + \mathrm{O}_p(T^{-1})$. Moreover, we deduce from Lemma F.2 that $\widehat{\Upsilon}_{\varphi_0} = \mathrm{O}_p(1)$. From similar arguments to our proof of Theorem 3.2, we have

$$T^{-1}(\widehat{C}_{\varphi_0} - \widehat{\Upsilon}_{\varphi_0} - \widehat{\Upsilon}^*_{\varphi_0}) \to_{\mathcal{L}_\mathcal{H}} \mathcal{A}_1 =_{\text{fdd}} \int W^N(r) \otimes W^N(r). \tag{F.30}$$

We note that the eigenvalues of the limiting operator are distinct and each eigenvalue is associated with one-dimensional eigenspace, almost surely. Then Lemma 4.3 of Bosq (2000) and (F.30) jointly imply that

the eigenvectors of $T^{-1}(\widehat{C}_\varphi - \widehat{\Upsilon}_{\varphi_0} - \widehat{\Upsilon}^*_{\varphi_0})$ converge to those of $\int W^N(r) \otimes W^N(r)$. Note also that $\int W^N(r) \otimes W^N(r)$ is a positive definite operator of rank $\varphi = \dim(\mathcal{H}^N)$ almost surely. This implies that the eigenvectors of $T^{-1}(\widehat{C}_{\varphi_0} - \widehat{\Upsilon}_{\varphi_0} - \widehat{\Upsilon}^*_{\varphi_0})$ corresponding to the largest φ eigenvalues converge to an orthonormal basis of $\mathcal{H}^N$. We now let $\widehat{Q}^N_\varphi = \sum_{j=1}^{\varphi} \hat{w}_j \otimes \hat{w}_j$ and let $\widehat{Q}^S_\varphi = I - \widehat{Q}^N_\varphi$. Then from (F.30) and similar arguments used in the proof of Proposition 3.2 in Chang et al. (2016), it can be shown that $\|\widehat{Q}^N_\varphi - P^N\|_{\mathcal{L}_\mathcal{H}} = \mathrm{O}_p(T^{-1})$ and $\|\widehat{Q}^S_\varphi - P^S\|_{\mathcal{L}_\mathcal{H}} = \mathrm{O}_p(T^{-1})$. Then from a nearly identical argument used in the proof of Theorem 3.3 in Chang et al. (2016), it can be shown that

$$\|\hat{w}_j - \mathrm{sgn}(\langle \hat{w}_j, w_j\rangle) w_j\| \to_p 0, \quad j = \varphi + 1, \ldots,$$

where $w_{\varphi+1}, \ldots$ are the eigenvectors of $\mathbb{E}[\mathcal{E}^S_t \otimes \mathcal{E}^S_t]$. This completes our proof of (i).

We now show (ii). From our proof of Theorem C.1, we may similarly deduce that $T^{-1}(\overline{C}_{\varphi_0} - \overline{\Upsilon}_{\varphi_0} - \overline{\Upsilon}^*_{\varphi_0}) \to_{\mathcal{L}_\mathcal{H}} \overline{\mathcal{A}}_1 =_{\text{fdd}} \int \overline{W}^N(r) \otimes \overline{W}^N(r)$. Then the rest of proof is similar to that for the case without deterministic terms. □

F.2.2 Proofs of the main results

Proof of Proposition 4.1 and Theorem B.1. Since Proposition 4.1 is a special case of Theorem B.1, we here only prove the latter. For notational convenience, we let $Y_{\varphi_0,t} = \sum_{s=1}^t X_{\varphi_0,t}$. Then $\sum_{s=1}^t z_{\varphi_0,s} = (\langle Y_{\varphi_0,t}, \hat{w}_{\varphi_0+1}\rangle, \ldots, \langle Y_{\varphi_0,t}, \hat{w}_\varphi\rangle)'$. We first consider the case when $\varphi_0 \geq 1$. Note that

$$T^{-1/2}\langle Y_{\varphi_0,t}, \hat{w}_j\rangle = \langle T^{-1/2} Y_{\varphi_0,t}, P^S \widehat{\Pi}^S_{\varphi_0} \hat{w}_j\rangle + \left\langle T^{-3/2} Y_{\varphi_0,t}, T P^N \widehat{\Pi}^S_{\varphi_0} \hat{w}_{\varphi_0+1}\right\rangle \tag{F.31}$$

for $j = \varphi_0 + 1, \ldots, K$. From Theorem 3.1 and Lemma F.3-(i),

$$P^S \widehat{\Pi}^S_{\varphi_0} \to_{\mathcal{L}_\mathcal{H}} P^S, \tag{F.32}$$

$$\|\hat{w}_j - \mathrm{sgn}(\langle \hat{w}_j, w_j\rangle) w_j\| = \mathrm{o}_p(1), \quad j = \varphi_0 + 1, \ldots, K, \tag{F.33}$$

where $\{w_j\}_{j=\varphi_0+1}^K$ is an orthonormal set included in $\mathcal{H}^S$. Moreover, we may deduce the following from our proof of Theorem 3.2: for any $v \in \mathcal{H}^S$ and $w \in \mathcal{H}^N$,

$$\left(\left\langle T^{-1/2} Y_{\varphi_0,t}, v\right\rangle, \left\langle T^{-3/2} Y_{\varphi_0,t}, w\right\rangle\right) \to_d \left(\left\langle W^{S.N}(r), v\right\rangle, \left\langle \int_0^r W^N(s), w\right\rangle\right). \tag{F.34}$$

From (F.32) and (F.33), we conclude that for any $v \in \mathcal{H}$,

$$\langle v, P^S \widehat{\Pi}^S_{\varphi_0} \hat{w}_j\rangle \to_p -\mathrm{sgn}(\langle \hat{w}_j, w_j\rangle) \langle v, w_j\rangle. \tag{F.35}$$

From Theorem 3.2 and (F.33), we may deduce that for any $v \in \mathcal{H}^N$ and $j = \varphi_0 + 1, \ldots, K$,

$$\langle v, T P^N \widehat{\Pi}^S_{\varphi_0} \hat{w}_j\rangle \to_d -\mathrm{sgn}(\langle \hat{w}_j, w_j\rangle) \langle v, A w_j\rangle =_d -\mathrm{sgn}(\langle \hat{w}_j, w_j\rangle) \langle A^* v, w_j\rangle, \tag{F.36}$$

where $A^* =_{\text{fdd}} \left(\int W^N(r) \otimes dW^{S.N}(r)\right) \left(\int W^N(r) \otimes W^N(r)\right)^\dagger$. Combining (F.31), (F.34), (F.35), (F.36), and the Cramér-Wold device, we obtain the following convergence result:

$$T^{-1/2}\langle Y_{\varphi_0,t}, \hat{w}_j\rangle \to_d \left\langle W^{S.N}(r) - A^* \int_0^r W^N(s), w_j\right\rangle, \quad \text{jointly for } j = \varphi_0 + 1, \ldots, K, \tag{F.37}$$

where we used the property that the limiting distribution does not depend on $\mathrm{sgn}(\langle \hat{w}_j, w_j\rangle)$. We let

$$B^N(r) = (\langle W^N(r), w_1\rangle, \ldots, \langle W^N(r), w_{\varphi_0}\rangle)', \quad B^{S.N}(r) = (\langle W^{S.N}(r), w_{\varphi_0+1}\rangle, \ldots, W^{S.N}(r), w_K\rangle)'.$$

Due to isomorphism between n-dimensional subspace of $\mathcal{H}$ and n-dimensional Euclidean space for any finite integer n, the joint limiting distribution in (F.37) may be understood as

$$V^S(r) = B^{S.N}(r) - \int dB^{S.N}(s)\mathsf{B}(s)' \left(\int \mathsf{B}(s)\mathsf{B}(s)'\right)^{-1} \int_0^r \mathsf{B}(s), \tag{F.38}$$

where we used the distributional identity given by

$$B^N(s)' \left(\int B^N(s)B^N(s)'\right)^{-1} \int_0^r B^N(s) =_d \mathsf{B}(s)' \left(\int \mathsf{B}(s)\mathsf{B}(s)'\right)^{-1} \int_0^r \mathsf{B}(s).$$

We next show that $\mathrm{LRV}(z_{\varphi_0,t})$ converges to the covariance matrix of $B^{S.N}$. For time series $\{V_t\}_{t=1}^T$ and $\{W_t\}_{t=1}^T$, we let $\mathcal{G}(V_t, W_t)$ denote the operator given by

$$\mathcal{G}(V_t, W_t) = \frac{1}{T}\sum_{t=1}^{T} V_t \otimes W_t + \frac{1}{T}\sum_{s=1}^{T-1} \mathrm{k}\left(\frac{s}{h}\right) \sum_{t=s+1}^{T} \{V_t \otimes W_{t-s} + W_{t-s} \otimes V_t\}. \tag{F.39}$$

We will show that $\|\mathcal{G}(\widehat{\Pi}^S_{\varphi_0} X_{\varphi_0,t}, \widehat{\Pi}^S_{\varphi_0} X_{\varphi_0,t}) - \Omega^{S.N}\|_{\mathcal{L}_\mathcal{H}} = \mathrm{o}_p(1)$, which is a stronger result implying that $\mathrm{LRV}(z_{\varphi_0,t})$ converges to the covariance matrix of $B^{S.N}$. Note that $\mathcal{G}(\widehat{\Pi}^S_{\varphi_0} X_{\varphi_0,t}, \widehat{\Pi}^S_{\varphi_0} X_{\varphi_0,t})$ is equal to

$$\begin{aligned}&\mathcal{G}(\widehat{\Pi}^S_{\varphi_0} X_t, \widehat{\Pi}^S_{\varphi_0} X_t) - \mathcal{G}(\widehat{\Pi}^S_{\varphi_0} X_t, \widehat{\Pi}^S_{\varphi_0} \widehat{\Omega}^{SN}(\widehat{\Omega}^{NN}_{\varphi_0}|^\dagger_{\varphi_0})\widehat{P}^N_{\varphi_0}\Delta X_t) - \mathcal{G}(\widehat{\Pi}^S_{\varphi_0} \widehat{\Omega}^{SN}(\widehat{\Omega}^{NN}_{\varphi_0}|^\dagger_{\varphi_0})\widehat{P}^N_{\varphi_0}\Delta X_t, \widehat{\Pi}^S_{\varphi_0} X_t)\\ &+ \mathcal{G}(\widehat{\Pi}^S_{\varphi_0} \widehat{\Omega}^{SN}(\widehat{\Omega}^{NN}_{\varphi_0}|^\dagger_{\varphi_0})\widehat{P}^N_{\varphi_0}\Delta X_t, \widehat{\Pi}^S_{\varphi_0} \widehat{\Omega}^{SN}(\widehat{\Omega}^{NN}_{\varphi_0}|^\dagger_{\varphi_0})\widehat{P}^N_{\varphi_0}\Delta X_t).\end{aligned}$$

From Lemma F.2, Theorems 3.1 and C.1, and (F.22), we find that $\mathcal{G}(\widehat{\Pi}^S_{\varphi_0} X_t, \widehat{\Pi}^S_{\varphi_0} X_t) \to_{\mathcal{L}_\mathcal{H}} \Omega^{SS}$ and each of the other terms converges to $\Omega^{SN}(\Omega^{NN})^\dagger\Omega^{NS}$ in the same sense. This implies that $\mathcal{G}(\widehat{\Pi}^S_{\varphi_0} X_{\varphi_0,t}, \widehat{\Pi}^S_{\varphi_0} X_{\varphi_0,t}) \to_{\mathcal{L}_\mathcal{H}} \Omega^{S.N}$. From this result and (F.38), we find that under H_0,

$$\mathrm{LRV}(z_{\varphi_0,t})^{-1/2} V^S(r) \to_d V(r). \tag{F.40}$$

From (F.37), (F.38), (F.40) and the continuous mapping theorem, we may conclude that $\widehat{\mathcal{Q}}(K, \varphi_0) \to_d \int V(r)'V(r)$, which establishes the desired result under H_0.

Under H_1, Lemma F.3-(i) implies that $\widehat{\Pi}^N_{\varphi_0}$ converges to a projection onto a strict subspace of $\mathcal{H}^N$. Therefore for some j, we have $\widehat{\Pi}^N_{\varphi_0}\hat{w}_j \to_p w \in \mathcal{H}^N$. We then deduce from (F.34) that for such j $T^{-3/2}\langle Y_{\varphi_0,t}, P^S\widehat{\Pi}^S_{\varphi_0}\hat{w}_j\rangle$ converges to a functional of W^N, so $T^{-3/2}(\langle Y_{\varphi_0,t}, \hat{w}_{\varphi_0+1}\rangle, \ldots, \langle Y_{\varphi_0,t}, \hat{w}_K\rangle)'$ converges in distribution to a nondegenerate limit. It is also deduced from the unnumbered equation between (A.10) and (A.11) of Phillips (1991) that $(\kappa hT)^{-1}\,\mathrm{LRV}(z_{\varphi_0,t})$ converges in probability to a nonzero limit. Combining all these results, $\widehat{\mathcal{Q}}(K, \varphi_0) \to_p \infty$ is deduced.

It remains to prove the case when $\varphi_0 = 0$. In this case, the second term in (F.31) is equal to zero, $A^* = 0$ in (F.37), $W^N = 0$ and $W^{S.N}$ is understood as W^S. Then the rest of the proof is similar to that for the case when $\varphi_0 \geq 1$. □

F.3 Mathematical proofs of the results given in Section C

Proof of Theorem C.1. From Lemma 3 of Nielsen et al. (2022) and our proof for the case without deterministic terms, we may deduce that $T^{-1}\overline{C} = T^{-1}P^N\overline{C}P^N + \mathrm{O}_p(T^{-1})$ and thus

$$T^{-1}\overline{C} \to_{\mathcal{L}_\mathcal{H}} \overline{\mathcal{A}}_1 =_{\mathrm{fdd}} \int \overline{W}^N(r) \otimes \overline{W}^N(r),$$

moreover, $P^N\overline{P}^S_\varphi = \mathrm{O}_p(T^{-1})$, $P^S\overline{P}^S_\varphi - P^S = \mathrm{O}_p(T^{-1})$, and $\overline{\lambda}_{\varphi+k} = \mathrm{O}_p(1)$ for $k \geq 1$. With a standard modification to allow deterministic terms from our proof of Theorem 3.1, we deduce that $P^N\overline{C}P^S \to_{\mathcal{L}_\mathcal{H}} \overline{\mathcal{A}}_2 =_{\mathrm{fdd}} \int dW^S(r) \otimes \overline{W}^N(r) + \Gamma^{NS}$ From these results and our proof of Theorem 3.1, the limit of $T(\overline{P}^N_\varphi - P^N)$ is obtained as desired.

Moreover, as we did in our proof of Theorem 3.2, it can be shown that $T^{-1}(\overline{C}_\varphi - \overline{\Upsilon}_\varphi - \overline{\Upsilon}^*_\varphi) = T^{-1}P^N\overline{C}P^N + \mathrm{O}_p(T^{-1}) \to_{\mathcal{L}_\mathcal{H}} \overline{\mathcal{A}}_1 =_{\mathrm{fdd}} \int \overline{W}^N(r) \otimes \overline{W}^N(r)$, (ii) $P^N\overline{\Pi}^S_\varphi = \mathrm{O}_p(T^{-1})$, $P^S\overline{\Pi}^S_\varphi - P^S = \mathrm{O}_p(T^{-1})$, and $\overline{\mu}_{\varphi+k} = \mathrm{O}_p(1)$ for $k \geq 1$. The rest of proof is similar to that of Theorem 3.2 concerning with the case without deterministic terms; that is, it can be shown that (i) $T(\overline{\Pi}^N_\varphi - P^N) = (P^S\overline{C}_\varphi P^N - P^S\overline{\Upsilon}^*_\varphi P^N)(T^{-1}P^N\overline{C}_\varphi P^N)^\dagger + (T^{-1}P^N\overline{C}_\varphi P^N)^\dagger(P^N\overline{C}_\varphi P^S - P^N\overline{\Upsilon}_\varphi P^S) + \mathrm{O}_p(T^{-1})$ and (ii) $(T^{-1}P^N\overline{C}_\varphi P^N)^\dagger \to_{\mathcal{L}_\mathcal{H}} \overline{\mathcal{A}}^\dagger_1$ and $P^N\overline{C}_\varphi P^S - P^N\overline{\Upsilon}_\varphi P^S \to_{\mathcal{L}_\mathcal{H}} \overline{\mathcal{A}}_2 =_{\mathrm{fdd}} (\int dW^{S.N}(r) \otimes \overline{W}^N(r))$. From these, the desired result for $\overline{\Pi}^N_\varphi$ is obtained. □

Proof of Theorem C.2. From Theorem C.1, Lemma F.3-(ii) and a slight modification of the arguments used in our proof of Theorem B.1, the desired results may be easily deduced. □

References

Berkes I, Horváth L, Rice G. 2013. Weak invariance principles for sums of dependent random functions. *Stochastic Processes and their Applications*, 123(2), 385–403.

Bosq D. 2000. *Linear Processes in Function Spaces*. Springer, New York.

Chang Y, Kim CS, Park JY. 2016. Nonstationarity in time series of state densities. *Journal of Econometrics 192*(1), 152 – 167.

Choi I, Ahn BC. 1995. Testing for cointegration in a system of equations. *Econometric Theory 11*(5), 952–983.

Delicado P. 2011. Dimensionality reduction when data are density functions. *Computational Statistics & Data Analysis 55*(1), 401–420.

Egozcue JJ, Díaz-Barrero JL, Pawlowsky-Glahn V. 2006. Hilbert space of probability density functions based on Aitchison geometry. *Acta Mathematica Sinica 22*(4), 1175–1182.

Engl HW, Nashed M. 1981. Generalized inverses of random linear operators in Banach spaces. *Journal of Mathematical Analysis and Applications 83*(2), 582 – 610.

Flood S, King M, Rodgers R, Ruggles S, and Warren JR. 2018. *Integrated Public Use Microdata Series, Current Population Survey: Version 8.0 [dataset]*. Minneapolis, MN: IPUMS.

Harris D. 1997. Principal components analysis of cointegrated time series. *Econometric Theory 13*(4), 529–557.

Hörmann S, Kokoszka P. 2010. Weakly dependent functional data. *The Annals of Statistics*, 38(3):1845–1884.

Horváth L, Kokoszka P, Reeder R. 2013. Estimation of the mean of functional time series and a two-sample problem. *Journal of the Royal Statistical Society: Series B (Statistical Methodology) 75*(1), 103–122.

Hron K, Menafoglio A, Templ M, Hrůzová K, Filzmoser P. 2016. Simplicial principal component analysis for density functions in Bayes spaces. *Computational Statistics & Data Analysis 94*, 330–350.

Kokoszka P, Miao H, Petersen A, Shang HL. 2019. Forecasting of density functions with an application to

cross-sectional and intraday returns. *International Journal of Forecasting 35*(4), 1304–1317.

Kokoszka P, Young G. 2016. KPSS test for functional time series. *Statistics 50*(5), 957–973.

Loader CR. 1996. Local likelihood density estimation. *Annals of Statistics*, 24(4):1602–1618.

Loader CR. (2006). *Local Regression and Likelihood*. Springer, New York.

Nielsen MØ, Seo WK, Seong D. 2022. Inference on the dimension of the nonstationary subspace in functional time series. *Econometric Theory*, in press.

Petersen A, Müller HG. 2016. Functional data analysis for density functions by transformation to a Hilbert space. *Annals of Statistics 44*(1), 183–218.

Phillips PCB. 1991. Spectral regression for cointegrated time series. In Barnett, W. A., Powell, J., and Tauchen, G. E., editors, *Nonparametric and semiparametric methods in econometrics and statistics: proceedings of the Fifth International Symposium in Economic Theory and Econometrics*, 413–435. Cambridge University Press.

Saikkonen P. 1991. Asymptotically efficient estimation of cointegration regressions. *Econometric Theory 7*(1), 1–21.

Seo WK, Beare BK. 2019. Cointegrated linear processes in Bayes Hilbert space. *Statistics & Probability Letters 147*, 90 – 95.

Shin Y. 1994. A residual-based test of the null of cointegration against the alternative of no cointegration. *Econometric Theory 10*(1), 91–115.

Skorohod A. 1983. *Random Linear Operators (Mathematics and its Applications)*. Springer, Dordrecht.

Zhang C, Kokoszka P, Petersen A. 2021. Wasserstein autoregressive models for density time series. *Journal of Time Series Analysis 43*(1), 30–52.