

APAN: Asynchronous Propagation Attention Network for Real-time Temporal Graph Embedding

Xuhong Wang
Shanghai Jiao Tong University
Shanghai, China
wang_xuhong@sjtu.edu.cn

Ding Lyu
Shanghai Jiao Tong University
Shanghai, China
dylan_lyu@sjtu.edu.cn

Mengjian Li
Yang Xia
Qi Yang
Xinwen Wang
Xinguang Wang
Ant Group
China

Ping Cui
Yupu Yang
cuiping@sjtu.edu.cn
ypyang@sjtu.edu.cn
Shanghai Jiao Tong University
Shanghai, China

Bowen Sun
Zhenyu Guo*
Junkui Li
wenxi.sbww@antgroup.com
guozhen.gzy@antgroup.com
kui.lijk@antgroup.com
Ant Group
China

ABSTRACT

Limited by the time complexity of querying k -hop neighbors in a graph database, most graph algorithms cannot be deployed online and execute millisecond-level inference. This problem dramatically limits the potential of applying graph algorithms in certain areas, such as financial fraud detection. Therefore, we propose Asynchronous Propagation Attention Network, an asynchronous continuous time dynamic graph algorithm for real-time temporal graph embedding. Traditional graph models usually execute two serial operations: first graph computation and then model inference. We decouple model inference and graph computation step so that the heavy graph query operations will not damage the speed of model inference. Extensive experiments demonstrate that the proposed method can achieve competitive performance and 8.7 times inference speed improvement in the meantime.

CCS CONCEPTS

• **Computing methodologies** → **Neural networks**; • **Information systems** → *Data mining*.

KEYWORDS

graph neural networks, dynamic graph, network embedding

*Zhenyu Guo is the corresponding author to this research.

Permission to make digital or hard copies of all or part of this work for personal or classroom use is granted without fee provided that copies are not made or distributed for profit or commercial advantage and that copies bear this notice and the full citation on the first page. Copyrights for components of this work owned by others than ACM must be honored. Abstracting with credit is permitted. To copy otherwise, or republish, to post on servers or to redistribute to lists, requires prior specific permission and/or a fee. Request permissions from permissions@acm.org.
SIGMOD '21, June 20–25, 2021, Xi'an, Shaanxi, China
© 2021 Association for Computing Machinery.
ACM ISBN 978-1-4503-XXXX-X/18/06...\$15.00
<https://doi.org/10.1145/1122445.1122456>

ACM Reference Format:

Xuhong Wang, Ding Lyu, Mengjian Li, Yang Xia, Qi Yang, Xinwen Wang, Xinguang Wang, Ping Cui, Yupu Yang, Bowen Sun, Zhenyu Guo, and Junkui Li. 2021. APAN: Asynchronous Propagation Attention Network for Real-time Temporal Graph Embedding. In *Xi'an '21: ACM SIGMOD/PODS Conference on Management of Data, June 03–05, 2021, Xi'an, Shaanxi, China*. ACM, New York, NY, USA, 10 pages. <https://doi.org/10.1145/1122445.1122456>

1 INTRODUCTION

A graph is a generic mathematical language to describe complex networks, which can continue the various fields of network science applications, such as: economic network, communication network, transportation network, social network, purchase network, biological network, etc. A graph $G = (V, E)$ consists of a set of nodes V and edges E . Every single node $v \in V$ and edge $e \in E$ may have its node and edge attributes, respectively. As the application of graph data becomes more and more widespread, how to model graph data and represent nodes as low-dimensional embedding vectors for downstream tasks has become a critical concern problem of researchers. Graph neural network (GNN) has a wide range of applications and become a promising method to achieve this goal. So far, the majority of the previous graph learning works, such as DeepWalk [15] and SAGE [7], assume that the graph is static, which means the graph is fixed and time-invariant.

However, most real-life graph systems are dynamic: nodes and edges on graphs can appear or disappear over time, and even node attributes also may be changed. For example, in social networks, users often transfer their interest to other entities in a short time interval due to a hot spot event; in economic networks, fraudsters always commit a series of crimes suddenly and then withdraw the illicit money in the shortest time. Suppose we adopt static graph methods to model these dynamic networks, it would be simpler and more time-saving, but we can not capture evolutionary patterns of topology structures (see Figure 1). Moreover, when we learn node

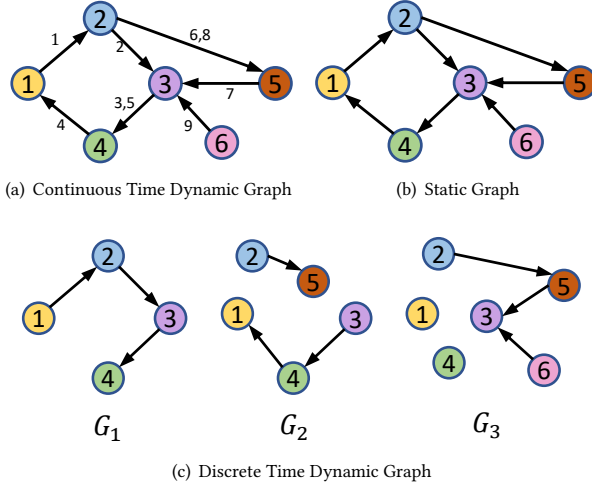


Figure 1: (a) Continuous Time Dynamic Graph (CTDG) is the graph whose edges are labelled by timestamp. In CTDG, the interactions occur sequentially according to the order of timestamp; two nodes could have multiple interactions at different times. Whenever a node has interaction, we update the node embedding, so nodes usually have more than one dynamic embedding. **(b) If we ignore time condition and represent CTDG as a static graph, $v_4 \rightarrow v_1 \rightarrow v_2$ will be considered as a valid interaction path, but it is clearly invalid with respect to time. Nodes will have only one embedding which can not represent temporal information well. (c) If representing CTDG as some static snapshot graphs, aka., Discrete Time Dynamic Graph (DTDG), not only some valid paths (such as $v_1 \rightarrow v_2 \rightarrow v_5$) will not be considered due to the snapshots partition, but also time-invalid path problem is still there.**

representations on dynamic networks, we need to consider the influence of both historical events and upcoming real-time events. It is conceivable that the research difficulty on dynamic graphs is much higher than on static cases. With the maturity of static graph deep learning algorithms, many researchers have begun to put forward some dynamic GNN algorithms to overcome those problems and enhance the power of plain GNN methods in dynamic graphs. Generally speaking, dynamic graph algorithms can be roughly divided into two categories: Discrete-Time Dynamic Graph (DTDG) and Continuous-Time Dynamic Graph (CTDG). DTDG algorithms, such as EPNE[25] and E-LSTM-D[4], usually transform the whole dynamic graph into a sequence of static subgraphs by time interval, a.k.a. snapshots. These methods use the discrete time window to represent the continuous-time interactions among nodes. Therefore, the performance of DTDG model is sensitive to the choice of window size and the time-variant information will be definitely lost inside the snapshot.

Recently, CTDG based graph algorithms have attracted more and more attention in the graph mining community. These paradigm of algorithms is designed to deal with batches of temporal interactions (v_i, v_j, e_{ij}, t) between nodes, which will gain more elasticity than

snapshot based DTDG algorithms. Most CTDG algorithms, such as TGAT [29] and TGN [18], model dynamic node states through temporal subgraph aggregation triggered by events.

Although CTDG algorithms achieve higher performance than DTDG and static methods, they suffer from high latency during the online inference, due to the limited query capability of graph databases. When a batch of interactions v_i, v_j, e_{ij}, t is coming, CTDG algorithms need to visit their k -hop temporal neighbours $\mathcal{N}_{v_i}(t)$ and $\mathcal{N}_{v_j}(t)$. This sort of random query operation is very laborious and takes up most of the model inference time.

a) When the interaction frequency suddenly increases in a short time, such as Black Friday, the graph databases will be overloaded and the entire platform can be unstable. **b)** Indeed, CTDG algorithms have the potential to capture rapid changes of nodes and graphs, but if we cannot deploy them in the online platform due to efficiency limitations, this potential cannot be maximized.

In the fraud detection task, the model inference time faces the most strict timeliness challenge. If the fraud detection system can not ban a fraudulent transaction immediately, the fraudster may escape from the platform's monitoring by withdrawing the illicit money before the system responding, causing immeasurable economic and reputation losses to the financial platform and users.

As far as we know, no effort has done to overcome these serious problems of CTDG algorithms. Although Sergi et al. [1] describe various GNN software and hardware acceleration schemes, they are still constrained by the basic GNN framework. Basic GNN models usually execute two serial operations: first graph computation and then model inference. We proposed APAN to decouple model inference and graph computation step so that the heavy graph query operations will not damage the speed of model inference. For the convenience of explanation, we call TGAT-like algorithms as synchronous CTDG and our APAN as asynchronous CTDG. In Figure 2, we explain the differences between synchronous and asynchronous CTDG. Intuitively, asynchronous CTDG can meet our requirements, but designing an asynchronous CTDG is by no means as simple as adjusting the order of the graph computation phase.

Asynchronous Propagation Attention Network (APAN) is our firstly proposed model that satisfies the aforementioned asynchronous CTDG algorithm framework. APAN has two links: synchronous inference link and asynchronous propagation link. In the asynchronous link, once the interaction is completed, the detailed information of the interaction will be delivered as a "mail" to the "mailbox" of its k -hop neighbors; in the synchronous link, when the interaction occurs, APAN does not need to query the neighbors in the temporal graph, but only reads out the "mailbox" of the related nodes and generate the real-time inference instead.

APAN has been widely tested in three real-world temporal graph datasets (including two public datasets and an industrial online payment dataset collected from Alipay¹). Compared with other SOTA graph deep learning models, APAN achieves significant inference speed improvements with competitive performance.

In addition to the high inference speed and high performance, the asynchronous propagation mechanism also brings more interesting benefits to APAN. **a)** because the detailed information of

¹ Alipay is the largest mobile payment service organization in the world. <https://global.alipay.com/>

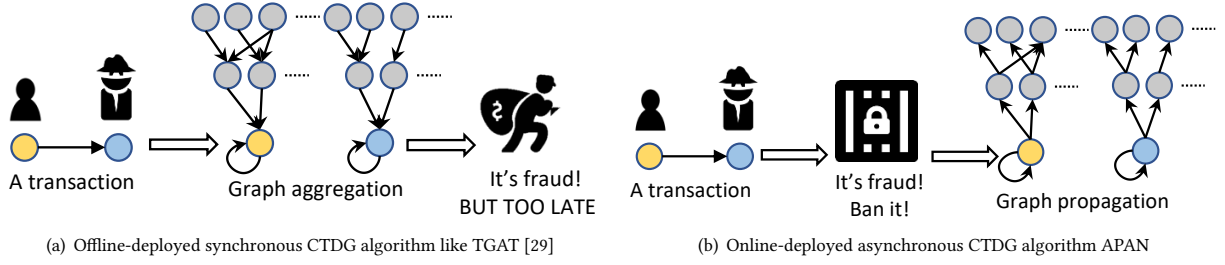


Figure 2: (a) Since users cannot tolerate the high latency of neighbour query in a giant graph database, deploying a synchronous CTDG model in online payment platform is almost worthless. If we deploy it in the offline system, we might not be able to ban the accounts before fraudsters withdraw illegal fund, causing economic and reputation losses to our platform. (b) Asynchronous Propagation Attention Network (APAN) fundamentally redesigns the workflow of the CTDG algorithm. The graph querying and computation phase is transferred to the back of model inference; TGAT utilizes graph aggregation technique to model the temporal graph structure, whereas APAN uses graph propagation. APAN meets the real-time requirements of our online deployment.

interactions is stored in the mailbox, APAN has the potential of being a interpretable model. (Section 3.6) **b)** APAN overcomes the common shortcoming of traditional CTDG algorithm—its sensitivity to batch size. (Section 4.7) **c)** In some tasks, improving inference speed can also effectively improve business values. (Section 4.6)

2 RELATED WORK

2.1 Network Embedding

Network embedding [3] approaches have achieved excellent performance on learning low-dimensional representations of nodes, edges, subgraphs, and the whole graph when preserving both networks' topologic properties and semantic information. There has been a burst of remarkable methods for embedding nodes of static graphs into a low-dimensional vector space. DeepWalk [15] firstly generates random walks to sample multiplex structural information and put node sequences into a skip-gram model [13] induced from Word2Vec. Node2Vec [6] balances breadth-first sampling and depth-first sampling to obtain properties of homophily and structural equivalence. Moreover, LINE [19] and SDNE [24] build a similarity matrix based on 1-order and even higher-order node similarity instead of random walk strategy. Representations can also be induced from Laplacians of the adjacency matrix by non-negative matrix factorization [16, 17, 27]. However, those graph embedding method does not deal with the graph structure directly, but transforms it into a linear structure similar to text by serializing nodes and neighborhoods. Besides, random walk based network embedding method suffers from its transductive setting so that they are difficult to deal with unseen nodes.

2.2 Graph Neural Networks

Graph Neural Networks (GNN) is a well-known neural graph learning framework for aggregating information from neighborhoods and ego to update self-representations, which can directly process graph structure by message passing and receiving among nodes

in graph. As the majority part of GNN, graph convolutional network [10] (GCN) utilizes a convolutional aggregator to collect information based on spectral methods, and SAGE [7] is a comprehensive improvement to expand GCN into inductive learning which also works on unknown nodes in graphs. Furthermore, graph attention networks [23] (GAT) introduces an attention mechanism to assign attention importance to each neighbor. Moreover, some attempts introduce GNN into encoder-decoder neural network framework. Graph AutoEncoder (GAE) and Variational GAE (VGAE) [9] use GCN to construct the encoder and decoder, so that the node embedding can be extracted in an unsupervised manner from the graph structure information as well as node attributes. Furthermore, more and more researchers try to add more skip connections into graph neural network layers to make each node aggregate more information from neighbors k hops away, which can capture long-range dependencies with Non-local Neural Networks (NLNN) [28]. Since the limitations of neighborhood aggregation schemes has been known, the Jump Knowledge Network [30] is proposed to learn adaptive, structure-aware representations.

2.3 Discrete-Time Dynamic Graph Learning

There have been only a few works on representation learning on temporal networks due to complicated network evolution and dynamics. Most of them focus on learning node representations within several snapshots aggregated with edges of which timestamps are in a predefined window. This type of method is also known as the DTDG algorithm. To develop explainable models preserving evolutionary patterns, DynamicTriad[33] studies on the triadic closure process to catch how open triads evolve into closed triads; SPNN[12] focuses on subgraphs' architecture via high-order dependencies, particularly induced subgraphs into both the input features and the model architecture; EPNE[25] divides two channels for periodic and non-periodic patterns and then incorporates both structural and temporal information. There are also several studies, such as E-LSTM-D[4] and Know-Evolve[20], using an LSTM to preserve historical information and current information when learning representations.

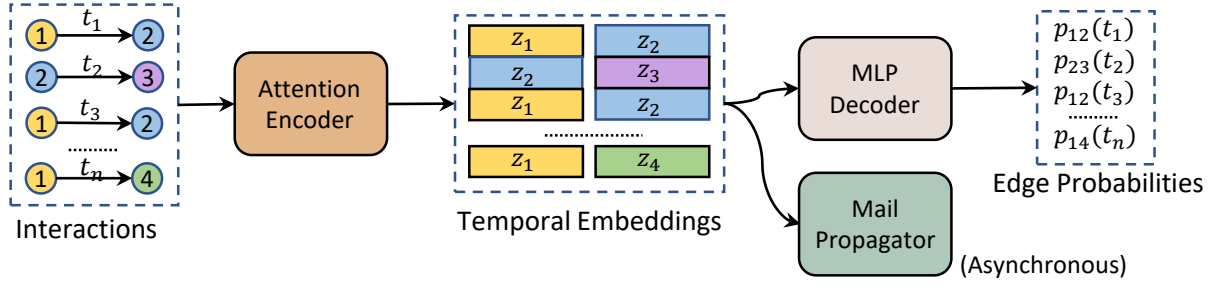


Figure 3: The overall framework of the proposed Asynchronous Propagation Attention Network (APAN). APAN can be mainly divided into three parts: Encoder, Decoder and Propagator. Note that Encoder and Decoder are in the synchronous link, and they do not need to query neighbors' information from graph database. Therefore, the time latency from the interaction occurring to the model inferring will be very short, and user will get a very smooth experience. After model inferring, the mail propagator will generate a *mail* according to the interaction and then propagate it to the *k*-hop neighbors' mailbox along the temporal edges.

2.4 Continuous-Time Dynamic Graph Learning

Besides, on continuous-time dynamic networks, CTDNE[14] suggests incorporating temporal random walks within a static skip-gram model; HTNE[34] applies a hawker process on neighborhood formation; DynRep[21] jointly learns the topological evolution and activities between nodes in which the representation of node v_i being updated after an event involving v_i .

JODIE [11] uses an RNN model to update the node memory of related nodes, whereas TigeCMN [32] adopts a key-value memory network [5] to update the memory. Similarly, both these two works introduce an attention architecture to read out the node memory and generate node embedding vector. However, neither JODIE nor TigeCMN learn the topology structure of the graph explicitly, because they only update the related two nodes on an edge, which means they can not visit the 2-hop neighbors directly. TGAT [29] leverages a time embedding kernel to a customized GAT model, gaining the capability of temporal graph encoding. Combining the advantages of JODIE and TGAT, TGN [18] introduces the node-wise memory into the temporal aggregate phase of TGAT.

3 METHOD

3.1 Definitions

Node embedding in static graphs. A static graph $\mathcal{G} = (\mathcal{V}, \mathcal{E})$, where $\mathcal{V} = \{v_i, \forall i \in 1, \dots, N\}$ is the set of $N = |\mathcal{V}|$ nodes, $\mathcal{E} \subseteq \mathcal{V} \times \mathcal{V}$ is the set of $M = |\mathcal{E}|$ edges between nodes, where $e_{ij}, \forall i, j \in 1, \dots, N$ represents a edge between node i and j . A typical Graph Neural Network (GNN) layer creates an node hidden representation h_i by learning a neighborhood aggregation strategy:

$$\begin{aligned} h_i^l &\leftarrow \sigma \cdot \mathcal{W}^l \cdot \left(h_i^{l-1} || h_{\mathcal{N}_i^k}^l \right), \\ h_{\mathcal{N}_i^k}^l &\leftarrow \text{AGGREGATE} \left(\left\{ h_j^{l-1}, \forall j \in \mathcal{N}_i^k \right\} \right), \end{aligned} \quad (1)$$

where the parameters of \mathcal{W}^l and AGGREGATE are learnable functions, σ is a nonlinear activation function and \mathcal{N}_i^k represents the k -hop selected neighbors of node v_i .

Dynamic Graph. There are two main classes of Dynamic Graph: Discrete-time dynamic graphs (DTDG) and Continuous-time dynamic graphs (CTDG). DTDG are formed by a sequence of static graph snapshots split by time interval: $\mathcal{G} = \{\mathcal{G}_1, \mathcal{G}_2, \dots, \mathcal{G}_T\}$, where T is the discrete time when the snapshot is taken. CTDG are more flexible and general, which consist of some interaction events $\delta(t) = (v_i, v_j, e_{ij}, t)$ order by timestamp, which means nodes v_i interact with nodes v_j at continuous times t with the interaction feature matrix $e_{ij} \in \mathcal{R}^{M \times d}$, where M is the number of events and d is the dimension of the edge feature. Note that v_i and v_j could be old nodes that have already appeared in the history or new nodes that have never have interaction before. Therefore, a CTDG can be represented as $\mathcal{G} = \{\delta(t_1), \delta(t_2), \dots\}$. Generally, a CTDG usually is a multigraph, which means there might be more than one links between two nodes.

Node embedding in CTDG. Given a CTDG represented as a sequence of interaction event $\delta(t) = (v_i, v_j, e_{ij}, t)$, our goal is to learn a function $f: \delta(t) \rightarrow z_{v_i}(t), z_{v_j}(t)$, where $z_{v_i}(t), z_{v_j}(t) \in \mathcal{R}^d$ represents temporal embedding of node v_i or v_j .

3.2 Asynchronous Propagation Attention Network

Figure 3 provides an overview of our proposed APAN, which is the first Asynchronous CTDG algorithm for real-time temporal graph embedding. We utilize an attention based encoder, an Multi-Layer Perceptron (MLP) based decoder and an asynchronous mail propagator module to form our APAN.

Synchronous. when the interactions occur, the encoder creates the updated node embeddings according to the detail of interactions, the last updated embeddings and the mailbox. Note that if a node appears multiple times in a batch of interactions, only one node embedding will be generated. Even so, on the whole, every time a node participates in an interaction, it will get a new embedding, which gives the model the ability to capture the dynamic graph. Afterwards, the MLP decoder will utilize these node embeddings to achieve downstream tasks, such as link prediction, node classification, edge classification and node cluster. Since phase one and two

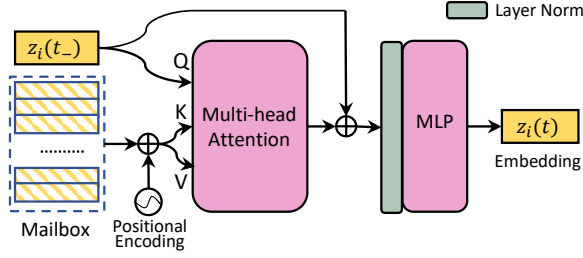


Figure 4: The encoder network of APAN is a multi-head attention module. This attention module will calculate the current node embedding $z(t) \in \mathcal{R}^d$ according to the relative-ity between last updated embedding $z(t-) \in \mathcal{R}^d$ and mailbox $\mathcal{M}(t) \in \mathcal{R}^{m \times d}$, where m is the maximum number of mails in mailboxes. \oplus means shortcut addition.

are all feed-forward neural network and we do not need to query graph neighbors, completing these two phase will be very fast.

Asynchronous. After the temporal embeddings are generated, the mail propagator first creates an interaction *mail* and then propagate it to the k -hop neighbours' mailbox along the temporal edges. Since the mail propagator is in the asynchronous link and will not harm the user experience, we can utilize some more complex computation in this module, such as aggregating neighbours from multiple layers or computing the subgraph statistic values.

3.3 Attention Based Encoder

Figure 4 provides the detail of the attention based encoder in APAN. This encoder utilizes a classical attention architecture to create the current node embedding by using last updated embedding $z(t-) \in \mathcal{R}^d$ and mailbox $\mathcal{M}(t) \in \mathcal{R}^{m \times d}$. $z(t-)$ indicates the node state the last time it participated in an interaction. Mailbox records the detailed information that the past interactions that the neighbors of the node involved. In this way, the encoder indirectly realizes the aggregation of temporal neighbors' information to update its node embedding. To achieve this goal, the encoder is designed by three main parts.

Positional Encoding. Since the mails' arrival order is significant, we need to attempt positional encoding for every single mail. Because we already set the maximum number of mails in the mailbox, we can transfer the position information to the one-hot format and then feed them into the embedding look-up layer. The outputs of the embedding look-up layer are dense vectors that represent their stationary properties and are more suitable for learning by a neural network.

For the entity mailbox $\mathcal{M}(t) = (\text{mail}_1, \text{mail}_2, \dots, \text{mail}_m)$, the positional encoding layer combines the position information to the original mailbox matrix by

$$\hat{\mathcal{M}}(t) = \mathcal{M}(t) + \mathcal{P}(t) = [\text{mail}_1 + p_1, \dots, \text{mail}_m + p_m]^T \quad (2)$$

where $\hat{\mathcal{M}}(t), \mathcal{M}(t), \mathcal{P}(t) \in \mathcal{R}^{m \times d}$, where m is the maximum length of mailbox and d is the dimension of mails. The mail dimension is generally equal to the dimension of the edge feature, which we will explain in section 3.5.

Multi-head Attention. The scaled dot-product attention [22] is used as the attention module of our encoder. The hidden representation of an attention layer can be defined as:

$$\begin{aligned} \text{Attn}(Q, K, V) &= \text{softmax}\left(\frac{QK^T}{\sqrt{d}}\right)V, \\ Q &= z(t-)W_Q \\ K &= \hat{\mathcal{M}}(t)W_K \\ V &= \hat{\mathcal{M}}(t)W_V \end{aligned} \quad (3)$$

where Q denotes the 'queries', K denotes the 'keys' and V denotes the 'values'. The dot-product attention takes a weighted sum of the entity V where the weights are given by the interactions of entity 'Q-K' pairs. The large dot product between 'Q-K' pairs, the greater contribution of V to the final output. $W_Q, W_K, W_V \in \mathbb{R}^{d \times d_h}$ (d_h is the dimension of the attention output) are the projection weight matrices that are employed to learn the suitable 'Q-K-V' to create the expressive attention output. By using this dot-product attention, APAN model can capture the relationship between the last updated embedding $z(t-)$ and the mailbox $\mathcal{M}(t)$, which means the attention module can determine how to update node embedding according to the mails receive from node's temporal neighbours.

In practice, attention model always use multiple attention heads to form multiple subspace and force model learning different aspects of information. To build the multi-head attention module, we only need to construct multiple attentions and concatenate them. Take four attention heads as an example:

$$\begin{aligned} \text{head}_i &= \text{Attn}(Q_i, K_i, V_i), i = 1, \dots, 4, \\ \text{MultiHead}(Q, K, V) &= \text{Concat}(\text{head}_1, \dots, \text{head}_4)W^O, \end{aligned} \quad (4)$$

where $W^O \in \mathbb{R}^{d \times d}$, $\text{head}_i \in \mathbb{R}^d$.

Layer Normalization. Since the attention outputs of different nodes are various, we need a normalization scheme to limit the mean and variance of the outputs. Layer normalization [2] is the most common choice in attention models, because complex attention mechanism may disrupt the statistical distribution within the batch. If we still use batch normalization, it may lead to suboptimal results. Layer normalization achieve this goal by computing the mean and variance used for normalization from all of the summed inputs to the neurons in a layer:

$$\begin{aligned} a &= \text{MultiHead}(Q, K, V) + z(t-) \\ \mu &= \frac{1}{d} \sum_{i=1}^d a_i, \quad \sigma = \sqrt{\frac{1}{d} \sum_{i=1}^d (a_i - \mu)^2} \\ \bar{a} &= f\left(\frac{g}{\sqrt{\sigma^2}} \odot (a - \mu) + b\right) \end{aligned} \quad (5)$$

d donates the dimension of the inputs of layer normalization, μ and σ donate the mean and variance, which are shared by all the hidden units in a layer. \odot is the element-wise multiplication between two vectors. The learnable parameters b and g are defined as the bias and gain parameters to ensure that the normalization operation does not destroy the original information.

After that, the outputs of layer normalization will be delivered into a MLP network to generate the final temporal node embeddings.

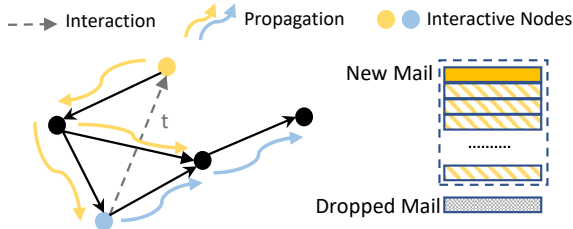


Figure 5: The workflow of the propagator of proposed APAN model. After the attention encoder generates the temporal embedding, the mail propagator first creates an *interaction mail* and then propagate it to the k -hop ($k=2$) neighbours' mailbox along the temporal edges. Through the mail propagation, a node can obtain the historical interaction information of its neighbours by visiting its mailbox.

3.4 MLP Decoder

APAN can generalize in a variety of downstream tasks. The attention encoder and mail propagator can be used directly without any architecture change, while MLP decoder need to be modified a little to adapt to different tasks. The task of MLP decoder is to utilize the temporal node embedding to generate edge prediction for downstream tasks. For example, if we need to predict whether there will be interaction between two nodes, the two temporal embeddings should be concatenated as $(z_i(t) || z_j(t))$ and delivered to the decoder; if we need to judge a edge whether is a fraud transaction, the two temporal embeddings and the edge feature should be concatenated as $(z_i(t) || e_{ij}(t) || z_j(t))$.

3.5 Asynchronous Mail Propagator

In Figure 5, we demonstrate our mail propagator in a simplest way. In the timestamp t , the yellow node i and the blue node j have a interaction with the edge feature $e_{ij}(t)$, so this interaction can be represented as a tuple $(z_i(t), e_{ij}(t), z_j(t))$, where $(z_i(t))$ and $(z_j(t))$ are created by the attention encoder. The process of mail propagation in APAN can be described by two mathematical formulas:

$$\begin{aligned} \text{Mail} : \text{mail}(t) &= \phi(z_i(t), e_{ij}(t), z_j(t)), \\ \text{Mailbox} : \mathcal{M}(t) &= \psi\left(\mathcal{M}(t-), \rho\left(\{\text{mail}(t)\}_{\mathcal{N}_{ij}^k}\right)\right), \end{aligned} \quad (6)$$

where ϕ is a mail generating function to summarize the interaction details. \mathcal{N}_{ij}^k represents the subgraph induced on the interactive nodes i and j . ρ is the reduce function that is used to aggregate multiple incoming mails into one single mail. ψ is an update function to update the mailbox according to the mail.

Mail Generation (ϕ). Once a node has involved in a interaction, APAN aims at generating a mail to record what happens to this node in that interaction. A simplest form of mail is just the sum of the current embeddings of the two interactive nodes and the edge feature of the current interaction, aka. $(\text{mail}(t) = z_i(t) + e_{ij}(t) + z_j(t))$. Note that the mail is also labelled by timestamp. The reason why we use summation instead of concatenation is that summation can save the memory capacity occupied by the mailbox.

The disadvantage is that summation limits the dimension of node embedding, and might obtain sub-optimal solutions in some cases.

Mail Delivery (\mathcal{N}_{ij}^k). Once a mail has been generated, we should deliver it to other nodes in order to let them know what happens to their neighbours. However, delivering one's mail to its all neighbours is inefficient. In most GNN algorithms, the node message is propagated on the sampled subgraph. The difference is that some algorithms use uniform sampling [7], some algorithms use weighted sampling [31], and other algorithms use adaptive neighbor sampling [8]. In this paper, we adapt most-recent neighbor sampling strategy to our APAN, because CTDG method aims at modeling the rapid change trend and updating the node embedding. Therefore, most-recent sampling is more easier to restore the time-variant information, and similar experiments and conclusions can be found in that research [18].

Mail Reducing (ρ). In practice, a node usually receive multiple mails during mail propagation. Active (high-degree) nodes usually receive more mails than inactive (low-degree) nodes. To avoid this imbalance, we use a reduction function of 'mean' operations to transform multiple mails into one. In this way, each node will receive only one mail in each single batch. This mechanism ensures that it is easy to design the next mailbox updating module.

Mailbox Updating (ψ). Once a node received a mail, its mailbox should be updated to summarize the historical state of the node's neighbors. To be as concise as possible, we adopt a first-in first-out queue data structure to update mailbox. Through this queue structure, the mailbox will retain the latest information and discard old mails.

3.6 Asynchronous CTDG framework

Conceptually, asynchronous CTDG is the framework we first proposed to solve the problem that GNN-based method is very hard to be deployed in the millisecond-level online platform. APAN is one of the simplest models that conform to this framework. Almost every module in the attention encoder and the mail propagator has a very large room for improvement. Compared to these simple module we proposed, other more tricky modules may mine more potential of the asynchronous CTDG framework:

Mailbox Updating. The key-value memory network [5] framework provided a possible directions for enhancing mailbox updating module.

Positional Encoding. The time embedding kernel proposed by Xu et. al. [29] can be leveraged to encode timestamp to replace the position encoding module in our APAN.

Interpretability. Suppose an interaction occurs at time t , an mail stores the detailed information which includes the node embedding $z_i(t)$, $z_j(t)$ and the edge feature $e_{ij}(t)$. Therefore, we can use the attention weight to calculate which mail has the greatest impact on the final node embedding. This kind of interpretability is something that other models do not have because they do not store $z_i(t)$ and $z_j(t)$ but only edge features $e_{ij}(t)$.

However, since introducing too many tricks would interfere with readers' trust in the overall architecture of our asynchronous CTDG, we will put these improvements in future work. We also look forward to the researchers from the graph machine learning community to propose more excellent asynchronous CTDG models.

	Wikipedia	Reddit	Alipay
Edges	157474	672447	2776009
Nodes	9227	10984	761750
Edge feature dim	172	172	101
Nodes in train.	7475	10844	760289
Old nodes in val. and test.	3131	10181	379368
Unseen nodes in val. and test.	1752	140	1461
Timespan	30days	30days	14days
Data Spilt	70%-15%-15%	70%-15%-15%	10d-2d-2d
Interactions with labels	217	366	11632
Label type	posting ban	editing ban	transaction ban

Table 1: Statistics of the datasets used in our experiments.

4 EXPERIMENTS

We test the performance of the proposed method against a variety of strong baselines (adapted for temporal settings when possible) and competing approaches, for link prediction, node classification and edge classification tasks on two benchmark and one large-scale industrial dataset collected from Alipay platform. The source code of our models is implemented using PyTorch and Deep Graph Library [26].

4.1 Datasets

In this paper, we use three real-world temporal graph datasets, including two public datasets and an industrial dataset, to widely evaluate APAN's performance. Table 1 shows the statistics of the datasets used in our experiments.

Wikipedia [11] dataset is a bipartite temporal graph with ~9,300 nodes and ~160,000 temporal edges during one-month, where its nodes are users and wiki pages and interaction edges represent a user editing a page. Dynamic labels indicating whether a user is banned from posting. Note that there are a large number of unseen nodes (1752, 19%) laying outside of the training dataset of Wikipedia, so Wikipedia dataset can verify the algorithms' ability in inductive learning task.

Reddit [11] dataset is also a bipartite temporal graph that collects one month user interaction data, which has ~11,000 nodes and ~700,000 temporal edges. An interaction in Reddit dataset means a user interacting with subreddits by a post. The dynamic binary labels indicate if a user is banned from posting under a subreddit.

Alipay dataset is a financial transaction dataset collected from Alipay platform, which consists of ~760,000 nodes and ~2,770,000 temporal edges. Each edge has a label that indicates that whether an interaction is fraud. Note that the Alipay dataset has undergone a series of data possessing operations, so it cannot represent real business information. For example, the nodes whose degree is too high or too low has been removed.

For Wikipedia and Reddit datasets², the top popular items and the most active users are considered to construct the graph; user edits consist of the textual features and are converted into 172-dimensional linguistic inquiry and word count (LIWC) feature vectors. The datasets are split with 70%-15%-15% according to the

interaction timestamps, where 10days-2days-2days split is used in Alipay dataset.

Similar to paper [18, 29], since CTDG algorithms focus on the modeling the events of node and edge creation, node features are not present in any of these datasets, and we therefore assign the same zero feature vector to all nodes.

4.2 Downstream Tasks

In different downstream tasks, we need to choose different loss function and metrics to evaluate the performance of various models. For example, in link prediction tasks, we uses accuracy and average precision (AP) as the metrics. To training with the cross-entropy loss function, we design a time-various negative sampling strategy to construct the pairs of positive and negative samples:

$$\ell = \sum_{(v_i, v_j, e_{ij}, t) \in \mathcal{G}} -\log(\sigma(-z_i(t)^\top z_j(t))) - \mathbb{E}_{v_n \sim P_n(v)} \log(\sigma(z_i(t)^\top z_n(t))), \quad (7)$$

where the summation is over the training interactions between node i and j at time t , σ is a sigmoid function and $P_n(v)$ is the negative sampling distribution. Note that the negative sample pool of dynamic graphs is also constantly changing dynamically. First, nodes that have never interacted cannot be sampled as negative data. Second, as the interaction continues, a historical pair of positive and negative sample may no longer valid.

In node and edge classification tasks, due to the skew of label distribution, we employ the area under the ROC curve (AUC) as the metric.

4.3 Baselines

As a CTDG method, the main competitors of APAN are five dynamic graph embedding methods: CTDNE[14], DynRep[21], JODIE [11], TGAT [29] and TGN [18]. In addition, we also include six static graph embedding methods to show the priority of the dynamic graph algorithms: DeepWalk [15], Node2Vec [6], SAGE [7], GAT [23], GAE and VGAE [9]. We have already introduced these baselines in section 2. Note that our experiment setup closely follows TGAT [29] and TGN [18] and the results of baselines in Wikipedia and Reddit datasets are strictly inherited from those two papers. For the Alipay dataset, we implement our own version according to the baseline

²Wikipedia and Reddit datasets are published at <http://snap.stanford.edu/jodie>

	Wikipedia		Reddit	
	Accuracy	AP	Accuracy	AP
GAE	72.85 (0.7)	91.44 (0.1)	74.31 (0.5)	93.23 (0.3)
VAGE	78.01 (0.3)	91.34 (0.3)	74.19 (0.4)	92.92 (0.2)
DeepWalk	76.67 (0.5)	90.71 (0.6)	71.43 (0.6)	83.10 (0.5)
Node2vec	78.09 (0.4)	91.48 (0.3)	72.53 (0.4)	84.58 (0.5)
GAT	87.34 (0.3)	94.73 (0.2)	92.14 (0.2)	97.33 (0.2)
SAGE	85.93 (0.3)	93.56 (0.3)	92.31 (0.2)	97.65 (0.2)
CTDNE	79.42 (0.4)	92.17 (0.5)	73.76 (0.5)	91.41 (0.3)
DyRep	87.77 (0.2)	94.59 (0.2)	92.11 (0.2)	97.98 (0.1)
JODIE	87.04 (0.4)	94.62 (0.5)	90.91 (0.3)	97.11 (0.3)
TGAT	88.14 (0.2)	95.34 (0.1)	<u>92.92 (0.3)</u>	98.12 (0.2)
TGN	<u>89.51 (0.4)</u>	98.46 (0.1)	92.56 (0.2)	<u>98.70 (0.1)</u>
APAN	90.74 (0.1)	<u>98.12 (0.2)</u>	94.34 (0.1)	99.22 (0.2)

Table 2: In link prediction task, we show the average APs and accuracies in % with StdDevs (over 10 random seeds). Note that the best results are typeset in bold and the second bests are highlighted with underline.

setup described in those two papers, to explore the performance of these graph algorithms on large-scale industrial datasets.

4.4 Configuration

For all datasets, we use Adam optimizer with a learning rate of 0.0001, a batch size of 200 for both training, validation and testing, a dropout rate of 0.1 and early stopping with a patience of 5. The number of attention heads is set as 2 and the message passing layer is 2. For the MLP net in the encoder and decoder, we employ two-layer feedforward neural network with the hidden size of 80. Note that these parameters mentioned above are all taken from original papers of TGAT and TGN, and we did not employ complex hyper-parameter tuning to improve results.

The node embedding dimension of APAN is fixed as the original edge feature dimension, so it is not a hyper-parameter. The numbers of mailbox slots and sampled neighbours are all set as 10 for all three datasets. In subsequent experiments, we will prove that APAN method is not sensitive to hyper-parameters. As long as the parameters are set within a reasonable range, APAN will hardly result catastrophic performance.

4.5 Results

Table 2 shows the link prediction experiment results of our APAN and eleven SOTA baselines. It is obvious that almost all methods based on dynamic graphs outperforms the static graph methods. Unsupervised graph embedding approaches, such as GAE, DeepWalk, Node2Vec and CTDNE, have bad performance, because embedding learned by those methods is task agnostic, which has an limited and indirect contribution to downstream tasks. Our APAN achieve competitive performance comparing to other SOTA methods. Especially in the Reddit dataset, APAN demonstrates amazing performance than other methods.

	Node classification		Edge classification
	Wikipedia	Reddit	Alipay
GAE	74.85 (0.6)	58.39 (0.5)	\
VGAE	73.67 (0.8)	57.98 (0.6)	\
GAT	82.34 (0.8)	64.52 (0.5)	69.47 (0.4)
SAGE	82.42 (0.7)	61.24 (0.6)	67.91 (0.5)
CTDNE	75.89 (0.5)	59.43 (0.6)	\
DyRep	84.59 (2.2)	62.91 (2.4)	65.09 (1.0)
JODIE	83.17 (0.5)	59.90 (2.1)	81.89 (0.7)
TGAT	<u>83.69 (0.7)</u>	<u>65.56 (0.7)</u>	77.84 (0.9)
TGN	<u>88.56 (0.3)</u>	68.63 (0.7)	84.01 (0.9)
APAN	89.86 (0.3)	65.34 (0.4)	<u>83.37 (0.7)</u>

Table 3: In dynamic edge/node classification task, we show the average AUCs in % with StdDevs (over 10 random seeds).

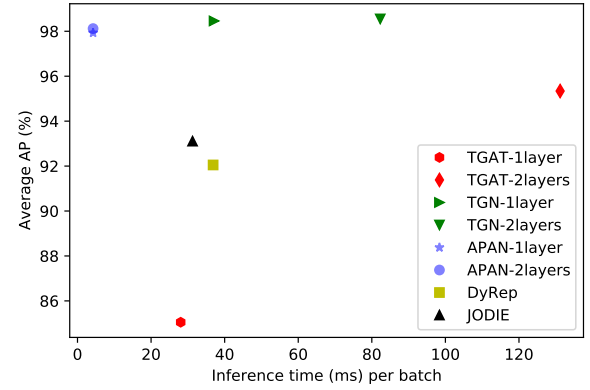


Figure 6: The AP (%) metric and inference speed (ms) per batch in Wikipedia dataset, in link prediction task. Each batch has 200 interactions. The closer to the upper left corner, the better the performance of the model. APAN is 8.7× faster than TGN and has almost the same testing result.

The asynchronous CTDG algorithms like APAN have their own advantages that the traditional algorithm does not have. Synchronous CTDG methods usually use a update function to create the node once the node interacts, whereas, in asynchronous CTDG, the nodes' mailboxes are updated as long as their neighbors participate in an interact. In other words, the node update frequency in the asynchronous CTDG algorithm is higher than that in the synchronous CTDG. It is this difference that makes APAN have more powerful capability in dynamic graph embedding. We can also draw similar conclusions from the results of node or edge classification tasks in Table 3.

Note that the structure and hyperparameters used in this study proved to be sufficient for our applications, although they can still be improved. The main improvement of APAN is that it greatly improves the inference speed, and APAN's algorithm architecture is particularly suitable for online deployment on the Internet platform.



Figure 7: The relationship between batch size and the performance in Wikipedia dataset, in link prediction task. In the real world, platforms may need to handle thousands of events each batch. Thanks to the asynchronous propagation, APAN is not sensitive to the training batch size. However, the performances of TGAT and TGN decrease as the batch size increases.

4.6 Efficiency

In the real-world online Internet platform, the online inference time of a model is more important than training time. Take the Alipay anti-fraud system as an example, a transaction can only be executed if it passes the anti-fraud system. Long inference time will take up too much computing resource and cause the instability of the online inference engine, but APAN overcomes this problem by putting most of the calculations on the asynchronous link. Moreover, if the inference time is too long, it will greatly damage the user experience. Therefore, a model with low inference delay will greatly increase the return on investment and increase the model's business value.

We conducted runtime experiments to simulate the average waiting time required for a batch of interactions to pass CTDG algorithms. Note that we only calculate the time from the interaction occurring to the model inference, not including the time on APAN's asynchronous link. The experiments runs on a Linux PC with an Intel Core i7-7820X CPU (8 cores, 3.60GHz) and an NVIDIA TITAN X (Pascal) GPU.

The runtime results are shown in Figure 6, where APAN is 8.7× faster than TGN and has almost the same testing result. The implement version of these models is coming from two public repositories³⁴. JODIE and DyRep are limited by the expressive ability, so their performance lags behind APAN. With the increase in the number of layers, the performance of TGN and TGAT is improved, but the inference speed is also greatly reduced; APAN's inference speed will not change with the layers, because of its asynchronous mail propagation mechanism. It means that we can apply more complex network computation in APAN to further enhance the performance under the limit of real-time inference.

4.7 Robustness

Batch size. In addition to the high inference speed, the asynchronous propagation mechanism also brings more interesting benefits

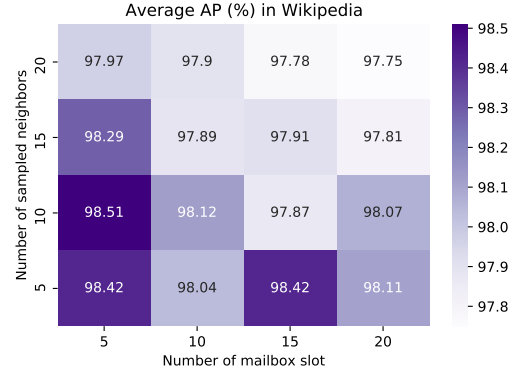


Figure 8: The average AP (%) metrics (over 10 runs), in link prediction task, with different numbers of sampled neighbors and mailbox slots in Wikipedia dataset. In the grid search experiment on these two parameters, APAN shows its strong robustness. Its best and worst results fluctuate only 0.6%.

to APAN: robustness to batch size. The common drawback of the CTDG algorithms is its sensitivity to batch size. From Figure 7, we conclude that the larger the batch size, the worse the algorithm performance.

The most desirable condition of the CTDG algorithms is to update the node triggered by a single event, that is, the batch size is equal to 1. Suppose a batch starts at t_0 and an interaction happens at time t , the most latest interactions between t_0 and t are lost because CTDG models assume that the events in a batch arrive simultaneously. For this reason, the larger the batch size, the more information is lost, and the worse the performance of CTDG models.

To ensure good performance, TGAT and TGN adopted a batch size as small as 200 in the 700-thousand-level Reddit dataset. However, in real world cases, Internet platforms may need to judge thousands of events each batch to adapt to business needs. We need an CTDG algorithm that is not sensitive to batch size.

Fortunately, asynchronous CTDG does not need to view the latest interactions. Synchronous CTDG models query latest temporal subgraph when the interaction happens, whereas APAN first outputs the embedding and then queries the subgraph. Therefore, APAN is forced to learn how to create inference without using the latest subgraph.

Asynchronous propagation mechanism is very interesting because it not only accelerates the inference speed, but also effectively avoids the impact of batch size on performance.

Number of sampled neighbors and mailbox slots.

In Figure 8, we show the APAN's robustness to the two important hyper-parameters: number of sampled neighbors and mailbox slots. In these 16 results, the best and worst results fluctuate only 0.6%. Although APAN is not sensitive to these two parameters, we still analyze the reasons for the performance difference. **a)** Number of mailbox slots. We can conclude that a small number of slots is enough, because the CTDG model only needs to refer to the short-term interactions to make inference in link prediction task (similar

³<https://github.com/twitter-research/tgn>

⁴<https://github.com/StatsDLMathsRecomSys/Inductive-representation-learning-on-temporal-graphs>

conclusion is presented in TGAT [29]). Mailbox with large slots number will store redundant information and make the model difficult to learn. **b)** Number of sampled neighbors is the most common parameter in GNN model. If too many neighbors are aggregated, the model may not be able to distinguish the representation after aggregation; if too few neighbors are sampled, important neighbors may be missed.

In summary, APAN is a very robust model because it is not sensitive to the major hyperparameters, people can spend less energy to deploy APAN model on their own tasks.

5 CONCLUSION

In this paper, we proposed Asynchronous Propagation Attention Network (APAN), an asynchronous CTDG algorithm framework for real-time temporal graph embedding. APAN aims at transforming traditional CTDG algorithms to adapt to online deployment and real-time inference on Internet platforms. Our results from extensive experiments demonstrate that the proposed APAN can achieve competitive performance with $8\times$ inference speed improvement. In the future, we will explore more opportunities of the proposed asynchronous CTDG framework.

ACKNOWLEDGMENTS

This work was supported by Ant Group through Ant Research Program. This research is also supported by National Natural Science Foundation of China (No. 51777122 and No. 61273161).

- The data set does not contain any Personal Identifiable Information (PII)
- The data set is desensitized and encrypted
- Adequate data protection was carried out during the experiment to prevent the risk of data copy leakage, and the data set was destroyed after the experiment
- The data set is only used for academic research, it does not represent any real business situation

REFERENCES

- [1] Sergi Abadal, Akshay Jain, Robert Guirado, Jorge López-Alonso, and Eduard Alarcón. 2020. Computing Graph Neural Networks: A Survey from Algorithms to Accelerators. *CoRR* abs/2010.00130 (2020).
- [2] Lei Jimmy Ba, Jamie Ryan Kiros, and Geoffrey E. Hinton. 2016. Layer Normalization. *CoRR* abs/1607.06450 (2016).
- [3] Hongyun Cai, Vincent W Zheng, and Kevin Chen-Chuan Chang. 2018. A comprehensive survey of graph embedding: Problems, techniques, and applications. *IEEE Transactions on Knowledge and Data Engineering* 30, 9 (2018), 1616–1637.
- [4] Jinyin Chen, Jian Zhang, Xuanheng Xu, Chenbo Fu, Dan Zhang, Qingpeng Zhang, and Qi Xuan. 2019. E-1stm-d: A deep learning framework for dynamic network link prediction. *IEEE Transactions on Systems, Man, and Cybernetics: Systems* (2019).
- [5] Xu Chen, Hongteng Xu, Yongfeng Zhang, Jiaxi Tang, Yixin Cao, Zheng Qin, and Hongyuan Zha. 2018. Sequential Recommendation with User Memory Networks. In *WSDM*. ACM, 108–116.
- [6] Aditya Grover and Jure Leskovec. 2016. node2vec: Scalable feature learning for networks. In *Proceedings of the 22nd ACM SIGKDD international conference on Knowledge discovery and data mining*. 855–864.
- [7] William L. Hamilton, Zhitaoying, and Jure Leskovec. 2017. Inductive Representation Learning on Large Graphs. In *NIPS*. 1024–1034.
- [8] Wen-bing Huang, Tong Zhang, Yu Rong, and Junzhou Huang. 2018. Adaptive Sampling Towards Fast Graph Representation Learning. In *NeurIPS*. 4563–4572.
- [9] Thomas N. Kipf and Max Welling. 2016. Variational Graph Auto-Encoders. *CoRR* abs/1611.07308 (2016).
- [10] Thomas N. Kipf and Max Welling. 2017. Semi-Supervised Classification with Graph Convolutional Networks. In *ICLR (Poster)*. OpenReview.net.
- [11] Srikanth Kumar, Xikun Zhang, and Jure Leskovec. 2019. Predicting Dynamic Embedding Trajectory in Temporal Interaction Networks. In *KDD*. ACM, 1269–1278.
- [12] Changping Meng, S Chandra Mouli, Bruno Ribeiro, and Jennifer Neville. 2018. Subgraph Pattern Neural Networks for High-Order Graph Evolution Prediction. In *AAAI*. 3778–3787.
- [13] Tomas Mikolov, Ilya Sutskever, Kai Chen, Gregory S. Corrado, and Jeffrey Dean. 2013. Distributed Representations of Words and Phrases and their Compositionality. In *NIPS*. 3111–3119.
- [14] Giang Hoang Nguyen, John Boaz Lee, Ryan A Rossi, Nesreen K Ahmed, Eunye Koh, and Sungchul Kim. 2018. Continuous-time dynamic network embeddings. In *Companion Proceedings of the The Web Conference 2018*. 969–976.
- [15] Bryan Perozzi, Rami Al-Rfou, and Steven Skiena. 2014. DeepWalk: online learning of social representations. In *KDD*. ACM, 701–710.
- [16] Jiezhong Qiu, Yuxiao Dong, Hao Ma, Jian Li, Chi Wang, Kuansan Wang, and Jie Tang. 2019. Netsmf: Large-scale network embedding as sparse matrix factorization. In *The World Wide Web Conference*. 1509–1520.
- [17] Jiezhong Qiu, Yuxiao Dong, Hao Ma, Jian Li, Kuansan Wang, and Jie Tang. 2018. Network embedding as matrix factorization: Unifying deepwalk, line, pte, and node2vec. In *Proceedings of the Eleventh ACM International Conference on Web Search and Data Mining*. 459–467.
- [18] Emanuele Rossi, Ben Chamberlain, Fabrizio Frasca, Davide Eynard, Federico Monti, and Michael M. Bronstein. 2020. Temporal Graph Networks for Deep Learning on Dynamic Graphs. *CoRR* abs/2006.10637 (2020).
- [19] Jian Tang, Meng Qu, Mingzhe Wang, Ming Zhang, Jun Yan, and Qiaozhu Mei. 2015. LINE: Large-scale Information Network Embedding. In *WWW*. ACM, 1067–1077.
- [20] Rakshit Trivedi, Hanjun Dai, Yichen Wang, and Le Song. 2017. Know-Evolve: Deep Temporal Reasoning for Dynamic Knowledge Graphs. In *ICML (Proceedings of Machine Learning Research, Vol. 70)*. PMLR, 3462–3471.
- [21] Rakshit Trivedi, Mehrdad Farajtabar, Prasenjeet Biswal, and Hongyuan Zha. 2019. Dyrep: Learning representations over dynamic graphs. In *International Conference on Learning Representations*.
- [22] Ashish Vaswani, Noam Shazeer, Niki Parmar, Jakob Uszkoreit, Llion Jones, Aidan N. Gomez, Lukasz Kaiser, and Illia Polosukhin. 2017. Attention is All you Need. In *NIPS*. 5998–6008.
- [23] Petar Velickovic, Guillem Cucurull, Arantxa Casanova, Adriana Romero, Pietro Liò, and Yoshua Bengio. 2018. Graph Attention Networks. In *ICLR (Poster)*. OpenReview.net.
- [24] Daixin Wang, Peng Cui, and Wenwu Zhu. 2016. Structural Deep Network Embedding. In *KDD*. ACM, 1225–1234.
- [25] Junshan Wang, Yilun Jin, Guojie Song, and Xiaojun Ma. 2020. EPNE: Evolutionary Pattern Preserving Network Embedding. In *ECAI (Frontiers in Artificial Intelligence and Applications, Vol. 325)*. IOS Press, 1603–1610.
- [26] Minjie Wang, Lingfan Yu, Da Zheng, Quan Gan, Yu Gai, Zihao Ye, Mufei Li, Jinjing Zhou, Qi Huang, Chao Ma, Ziyue Huang, Qipeng Guo, Hao Zhang, Haibin Lin, Junbo Zhao, Jinyang Li, Alexander J Smola, and Zheng Zhang. 2019. Deep Graph Library: Towards Efficient and Scalable Deep Learning on Graphs. *ICLR Workshop on Representation Learning on Graphs and Manifolds* (2019).
- [27] Xiao Wang, Peng Cui, Jing Wang, Jian Pei, Wenwu Zhu, and Shiqiang Yang. 2017. Community preserving network embedding. In *AAAI*, Vol. 17. 203–209.
- [28] Xiaolong Wang, Ross B. Girshick, Abhinav Gupta, and Kaiming He. 2018. Non-Local Neural Networks. In *CVPR*. IEEE Computer Society, 7794–7803.
- [29] Da Xu, Chuanwei Ruan, Evren Körpeoglu, Sushant Kumar, and Kannan Achan. 2020. Inductive representation learning on temporal graphs. In *ICLR*. OpenReview.net.
- [30] Keyulu Xu, Chengtao Li, Yonglong Tian, Tomohiro Sonobe, Ken-ichi Kawarabayashi, and Stefanie Jegelka. 2018. Representation Learning on Graphs with Jumping Knowledge Networks. In *ICML (Proceedings of Machine Learning Research, Vol. 80)*. PMLR, 5449–5458.
- [31] Rex Ying, Ruining He, Kaifeng Chen, Pong Eksombatchai, William L. Hamilton, and Jure Leskovec. 2018. Graph Convolutional Neural Networks for Web-Scale Recommender Systems. In *KDD*. ACM, 974–983.
- [32] Zhen Zhang, Jiajun Bu, Martin Ester, Jianfeng Zhang, Chengwei Yao, Zhao Li, and Can Wang. 2020. Learning Temporal Interaction Graph Embedding via Coupled Memory Networks. In *WWW*. ACM / IW3C2, 3049–3055.
- [33] Le-kui Zhou, Yang Yang, Xiang Ren, Fei Wu, and Yueting Zhuang. 2018. Dynamic Network Embedding by Modeling Triadic Closure Process. In *AAAI*. 571–578.
- [34] Yuan Zuo, Guannan Liu, Hao Lin, Jia Guo, Xiaoqian Hu, and Junjie Wu. 2018. Embedding Temporal Network via Neighborhood Formation. In *KDD*. ACM, 2857–2866.