

Unconventional orbital-charge density wave mechanism in transition metal dichalcogenide 1T-TaS₂

Toru Hirata, Youichi Yamakawa, Seiichiro Onari, and Hiroshi Kontani
Department of Physics, Nagoya University, Furo-cho, Nagoya 464-8602, Japan.
 (Dated: December 22, 2024)

The transition metal dichalcogenide 1T-TaS₂ attracts growing attention because of the formation of rich density-wave (DW) and superconducting transitions. However, the origin of the incommensurate DW state at the highest temperature ($\sim 550\text{K}$), which is “the parent state” of the rich physical phenomena, is still uncovered. Here, we present a natural explanation for the triple- \mathbf{q} incommensurate DW in 1T-TaS₂ based on the first-principles Hubbard model with on-site U . We apply the paramagnon interference mechanism that gives the nematic order in Fe-based superconductors. The derived order parameter has very unique characters: (i) the orbital-selective nature, and (ii) the unconventional sign-reversal in both momentum and energy spaces. The present study will be useful for understanding rich physics in various transition metal dichalcogenides.

The transition metal dichalcogenides (TMDs) provide a promising platform of the exotic low-dimensional electronic states with strong electron correlation. Among the TMDs, 1T-Ta(S,Se)₂ exhibits very interesting electronic properties, such as the metal-insulator transition with the David-star formation as well as exotic superconductivity. The electronic states are easily controlled by the gate-electric-field carrier doping [1–3], by changing the dimensionality [4–6], and by applying the pressure [7, 8] and picosecond laser pulses [9].

In 1T-TaS₂, at ambient pressure, the incommensurate charge-density-wave (IC-CDW) appears as the highest transition temperature at $T = T_{\text{IC}} \approx 550\text{K}$ [10]. With decreasing T , the IC-CDW changes to the nearly commensurate (NC) CDW at $T_{\text{NC}} \approx 350\text{K}$, and finally David-star commensurate (C) CDW appear at $T_{\text{C}} \approx 200\text{K}$ successively. This rich multistage CDW transition is suppressed under pressure, and the superconductivity emerges at $T_{\text{SC}} \lesssim 10\text{K}$. These exotic ordered states emerge under the IC-CDW state. That is, the IC-CDW is the parent electronic state of rich physics in 1T-Ta(S,Se)₂ [11–19]. Nonetheless, the understanding of the origin and nature of the IC-CDW is very limited at present.

Considering that T_{IC} is much higher than the Debye temperature $\Theta_{\text{D}} \approx 170\text{K}$ [20], it is natural to expect that the main origin of the IC-CDW is the electron-electron interaction. However, derivation of nonmagnetic CDW order in terms of the electron correlation is a very difficult problem. In fact, magnetic order is always obtained based on the Hubbard models with on-site U within mean-field theories. Thus, one may consider the existence of large off-site bare interactions (such as the off-site Coulomb interaction and RKKY interaction [21]) comparable to U . Therefore, the study of IC-CDW is very important to uncover the real Hamiltonian for 1T-TaS₂, based on which the multistage CDW transition and the superconductivity should be studied.

Recently, in various strongly correlated metals, the electronic nematic states are actively studied by using beyond-mean-field theories [22–33], especially the

paramagnon-interference mechanism of density-wave orders [25–33]. Although the IC-CDW state in 1T-TaS₂ is not nematic, it is a promising challenge to apply the paramagnon-interference mechanism to this long-standing problem.

In this paper, we present a natural explanation for high- T_{IC} IC-CDW, which is “the parent electronic states” of the exotic multistage CDW and superconductivity in 1T-TaS₂. The predicted IC-CDW is the correlation-driven “unconventional CDW”, in which the CDW order parameter possesses strange orbital-momentum-energy dependences, in analogy to the unconventional superconductivity. The wavevectors of the IC-CDW state coincide with the Fermi surface (FS) nesting vectors $\mathbf{q} = \mathbf{q}_1, \mathbf{q}_2, \mathbf{q}_3$ in Fig. 1 (a) [34, 35]. In addition, with the aid of the Ginzburg-Landau (GL) theory, we reveal that the triple- \mathbf{q} CDW state is stabilized. This study provides necessary knowledge in resolving the mysterious C-CDW state [36–43]. The present theory will be useful for understanding rich CDW states in various transition metal dichalcogenides.

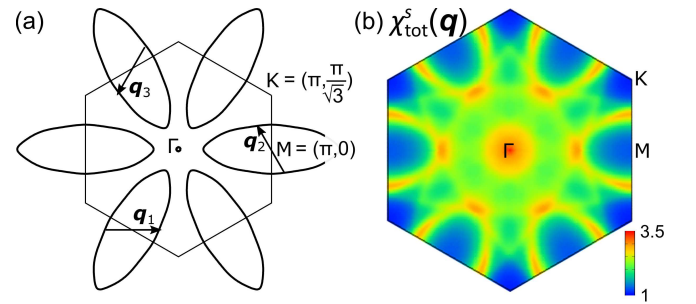


FIG. 1: (a) Three electron-type FSs and the intra-FS nesting vectors \mathbf{q}_n ($n = 1, 2, 3$). Here, $\mathbf{q}_1 = (0.56\pi, 0)$ (b) Total spin susceptibility $\chi_{\text{tot}}^s(\mathbf{q}) \equiv \sum_{l,m} \chi_{l,l,m}^s(\mathbf{q})$ by the RPA.

First, we construct the first-principles 11-orbital tight-binding model of 1T-TaS₂, H_0 , composed of five $5d^1$ orbitals of Ta-ions and six $3p$ orbitals of S ions, using the Wien2k and Wannier90 softwares. The d -electron eigen-

functions in the S_6 octahedron under the trigonal distortion are composed of one a_{1g} -orbital, two e'_g -orbitals, and two e_g -orbitals. In this paper, we assign a_{1g} , e'_g , e_g -orbitals as orbitals 1, (2, 3), (4, 5) in order. The FSs are mainly composed of orbitals 1-3. The wavefunctions of orbitals 1-5 and the model Hamiltonian are given in the Supplemental Materials (SM) A [44]. We also introduce the on-site Coulomb interaction Hamiltonian, H_U . It is composed of the intra (inter) orbital interaction U (U'), and the exchange interaction $J = (U - U')/2$. Below, we fix the ratio $J/U = 0.1$. (The obtained results are similar for $J/U < 0.2$.) These interaction are included into the spin (charge) channel interaction matrix $\hat{\Gamma}^{s(c)}$; see SM A [44] for detail.

Here, we calculate the spin susceptibility using the random-phase-approximation (RPA), $\hat{\chi}^s(q) = \hat{\chi}^0(q)(\hat{1} - \hat{\Gamma}^s\hat{\chi}^0(q))^{-1}$, where $q \equiv (\mathbf{q}, \omega_l = 2\pi Tl)$. Here, $\hat{\chi}^0(q)$ is the irreducible susceptibility matrix given in the SM A [44]. The spin Stoner factor α_S is the maximum eigenvalue of $\hat{\Gamma}^s\hat{\chi}^0(q)$. The relation $\hat{\chi}^s(q) \propto (1 - \alpha_S)^{-1}$ is satisfied when \mathbf{q} is the nesting vector, and the magnetic order appears when $\alpha_S = 1$.

Figure 1 (b) shows the obtained total spin susceptibility $\chi_{\text{tot}}^s(\mathbf{q}) = \sum_{l,m=1}^5 \chi_{l,l,m,m}^s(\mathbf{q})$ at $T = 0.04\text{eV}$ and $U = 3.87\text{eV}$, where moderate spin fluctuations ($\alpha_S = 0.85$) appear. The obtained $\chi_{\text{tot}}^s(\mathbf{q})$ shows weak \mathbf{q} -dependence. As for the orbital dependence of $\hat{\chi}^s(\mathbf{q})$, each diagonal component $\chi_{l,l,l,l}^s(\mathbf{q})$ is large for $l = 1 \sim 3$. In addition, some off-diagonal components like $\chi_{1,3,1,3}^s(\mathbf{q})$ are large, because the orbitals 1 \sim 3 are heavily entangled on the FSs, as shown in Fig. S1 in the SM A [44]. In contrast, $\hat{\chi}^s(\mathbf{q})$ with respect to orbitals 4,5 is small. The detailed orbital dependence of $\hat{\chi}^s(\mathbf{q})$ is given in the SM B [44].

In the next stage, we study the possible IC-CDW state in terms of the paramagnon interference mechanism based on the DW equation method [26, 32]. In this mechanism, moderate spin fluctuations on orbitals 1-3 induce non-local effective interaction, and the induced interaction causes the unconventional CDW order parameter with strong orbital-momentum-energy dependences. The charge-channel DW equation is given as

$$\lambda_{\mathbf{q}} f_{\mathbf{q}}^L(k) = -\frac{T}{N} \sum_{p, M_1, M_2} I_{\mathbf{q}}^{L, M_1}(k, p) \times \{G(p_-)G(p_+)\}^{M_1, M_2} f_{\mathbf{q}}^{M_2}(p), \quad (1)$$

where $\mathbf{k}_{\pm} \equiv \mathbf{k} \pm \mathbf{q}/2$, $k \equiv (\mathbf{k}, \epsilon_n)$ and $p \equiv (\mathbf{p}, \epsilon_m)$ (ϵ_n, ϵ_m are fermion Matsubara frequencies). $L \equiv (l, l')$ and M_i represents the pair of d -orbital indices. $\lambda_{\mathbf{q}}$ is the eigenvalue and $f_{\mathbf{q}}^L(k)$ is the Hermite form factor. The former represents the instability of the DW fluctuations at wavevector \mathbf{q} , which reaches unity when the long-range order is established. The latter is the general charge-channel order parameter: $f_{\mathbf{q}}^{l, l'}(\mathbf{k}) = \sum_{\sigma} \langle c_{\mathbf{k}+, l, \sigma}^{\dagger} c_{\mathbf{k}-, l', \sigma} \rangle - \langle c_{\mathbf{k}+, l, \sigma}^{\dagger} c_{\mathbf{k}-, l', \sigma} \rangle_0$. The DW equation (1) is interpreted as

the “charge-channel electron-hole pairing equation” with the pairing interaction $I_{\mathbf{q}}^{L, M}(k, p)$.

$I_{\mathbf{q}}^{L, M}$ at $\mathbf{q} = 0$ is given by the Ward identity $-\delta\Sigma^L(k)/\delta G^M(k')$ that is composed of one single-magnon exchange Maki-Thompson (MT) term and two double-magnon exchange Aslamazov-Larkin (AL) terms; see Fig. S3 in the SM C [44]. The AL terms are significant for $\alpha_S \lesssim 1$ [25, 32], and its importance has been revealed by the functional-renormalization-group (fRG) study in which higher-order vertex corrections are produced in an unbiased way [29, 31]. In contrast, the MT term is important for the superconducting gap equation and for the transport phenomena [45].

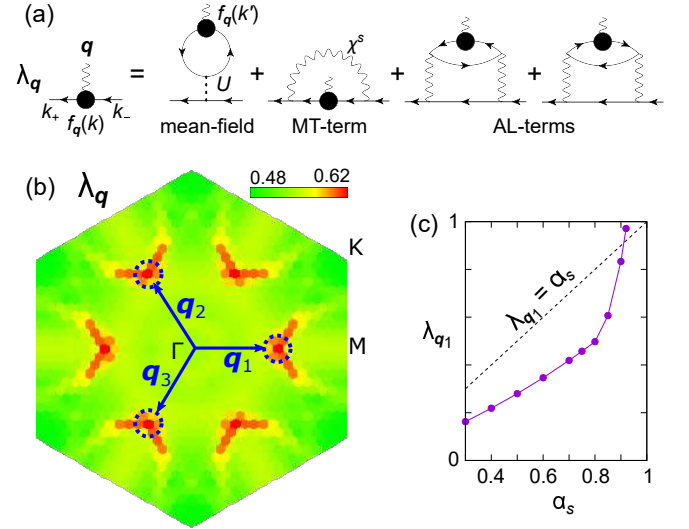


FIG. 2: (a) Diagrammatic expression of the DW equation. (b) Obtained eigenvalue of the DW equation $\lambda_{\mathbf{q}}$ for $T = 40\text{meV}$ and $U = 3.87\text{eV}$ ($\alpha_S = 0.85$). $\lambda_{\mathbf{q}}$ shows the peaks at the intra-FS nesting vectors $\mathbf{q} = \mathbf{q}_n$ ($n = 1, 2, 3$), consistently with experiments. Here, $\mathbf{q}_1 = (0.56\pi, 0)$. (c) Eigenvalue $\lambda_{\mathbf{q}_n}$ as function of α_S . It reaches unity for $\alpha_S \gtrsim 0.90$.

Figure 2 (b) shows the obtained eigenvalue of the DW equation $\lambda_{\mathbf{q}}$ for $T = 0.04\text{eV}$ and $\alpha_S = 0.85$; We see that $\lambda_{\mathbf{q}}$ has six peaks at the nesting vector ($\mathbf{q} = \pm\mathbf{q}_n$, $n = 1, 2, 3$). As shown in Fig. 2 (c), the eigenvalue $\lambda_{\mathbf{q}_1}$ increases with U , and it exceeds α_S and reaches unity for $\alpha_S \gtrsim 0.90$. The susceptibility of the DW is given as $\chi^{\text{DW}}(\mathbf{q}) \propto 1/(1 - \lambda_{\mathbf{q}})$. Thus, the obtained results are consistent with the IC-CDW order at $\mathbf{q} = \pm\mathbf{q}_n$ without magnetization in 1T-TaS₂.

We stress that T_{IC} is enlarged by the phonon modes whose symmetry is equal to that of the DW form factor [46]. Then, the “total DW susceptibility” is given as $\chi_{\text{tot}}^{\text{DW}}(\mathbf{q}) = \chi^{\text{DW}}(\mathbf{q})/(1 - g\chi^{\text{DW}}(\mathbf{q}))$, where g is the phonon-induced interaction [46]. In Fe-based superconductors, the nematic transition temperature is enlarged by $\sim 50\text{K}$ due to the B_{1g} -symmetry phonon mode.

Here, we discuss the nature of the form factor at $\mathbf{q} = \mathbf{q}_i$. In Fig. 3, we show the obtained real-parts

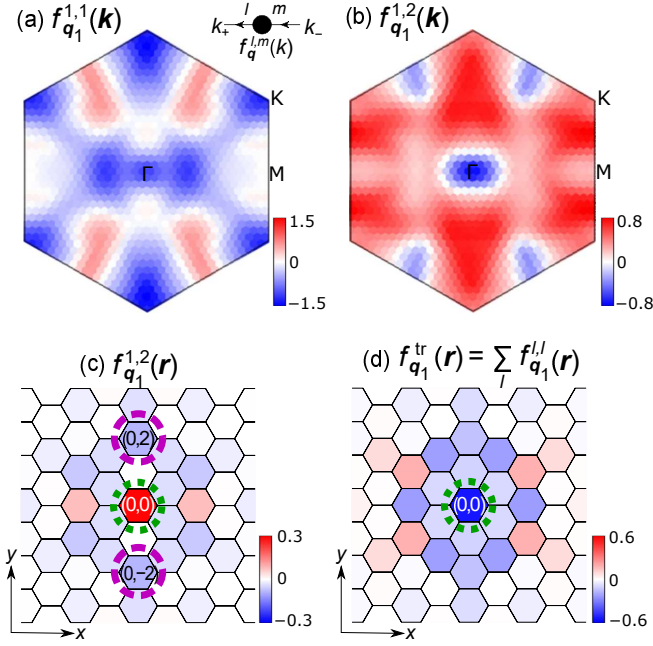


FIG. 3: The real-parts of the obtained (a) $f_{q_1}^{1,1}(\mathbf{k})$ and (b) $f_{q_1}^{1,2}(\mathbf{k})$. We also show (c) $f_{q_1}^{1,2}(\mathbf{r})$ and (d) $f_{q_1}^{tr}(\mathbf{r}) \equiv \sum_l f_{q_1}^{l,l}(\mathbf{r})$. In (c), the signal at $\mathbf{r} = \mathbf{0}$ represents the local orbital+charge order with respect to orbitals 1 and 2, and the signal at $\mathbf{r} \neq \mathbf{0}$ exhibits the non-local bond order. The strongest bond order is at $\mathbf{r} = (0, \pm 2)$ marked by pink broken circles. In (d), the signal at $\mathbf{r} = \mathbf{0}$ exhibits the finite local charge order.

of (a) $f_{q_1}^{1,1}(\mathbf{k})$ and (b) $f_{q_1}^{1,2}(\mathbf{k})$ at the lowest Matsubara frequency. They correspond to the largest intra-orbital component and the inter-orbital one, respectively. Other form factors $f_{q_1}^{2,2}$, $f_{q_1}^{3,3}$, $f_{q_1}^{1,3}$, $f_{q_1}^{2,3}$ are also large, which are shown in the SM B [44]. The parity of the obtained order ($\mathbf{k} \leftrightarrow -\mathbf{k}$) is even. The off-diagonal component $f_{q_1}^{1,2}$ induces the orbital polarization; $(|1\rangle, E_1) \rightarrow (|1\rangle + c|2\rangle, E_1 + \Delta E)$ and $(|2\rangle, E_2) \rightarrow (|2\rangle - c|1\rangle, E_2 - \Delta E)$ with $|c| \leq 1$. It also induces the finite charge order (δn) since $E_1 \neq E_2$ as shown Fig. S1 (b) in SM A [44]. Interestingly, both Figs. 3 (a) and (b) have sign reversal, which is very different from the conventional CDW with nearly constant form factor. Similar “sign reversing form factor” is observed in the nematic phase in FeSe by ARPES measurement [47], and it is satisfactorily explained as the paramagnon interference mechanism [26].

Next, we examine the real space DW structure with $\mathbf{q} = \mathbf{q}_n$. For this purpose, we perform the Fourier transformation of the form factor:

$$\tilde{f}^{l,m}(\mathbf{r}_i, \mathbf{r}_j) = \text{Re} \left\{ f_{q_n}^{l,m}(\mathbf{r}_i - \mathbf{r}_j) e^{i\mathbf{q}_n \cdot (\mathbf{r}_i + \mathbf{r}_j)/2 + i\theta} \right\} \quad (2)$$

$$f_{q_n}^{l,m}(\mathbf{r}) = \frac{1}{N} \sum_{\mathbf{k}} f_{q_n}^{l,m}(\mathbf{k}) e^{i\mathbf{r} \cdot \mathbf{k}} \quad (3)$$

where \mathbf{r}_i is the real space position of site i , and θ is arbitrary phase factor. Here, $\tilde{f}^{l,m}(\mathbf{r}_i, \mathbf{r}_i)$ represents the local charge and/or orbital order at \mathbf{r}_i , and $\tilde{f}^{l,m}(\mathbf{r}_i, \mathbf{r}_j)$

with $i \neq j$ is the bond order (*i.e.*, the modulation of the hopping integral) between \mathbf{r}_i and \mathbf{r}_j . Figure 3 (c) is the obtained $f_{q_1}^{1,2}(\mathbf{r})$: Its large magnitude at $\mathbf{r} = \mathbf{0}$ represents the orbital order with respect to $|1\rangle \pm |2\rangle$. In addition, $f_{q_1}^{1,2}(\mathbf{r})$ shows large values for $\mathbf{r} \neq \mathbf{0}$. Thus, both orbital order and bond order coexist in the obtained IC-CDW state. The trace of the form factor, $f_{q_1}^{tr}(\mathbf{r}) \equiv \sum_l f_{q_1}^{l,l}(\mathbf{r})$, is shown in Fig. 3 (d). The large value of $f_{q_1}^{tr}(\mathbf{r})$ at $\mathbf{r} = \mathbf{0}$ means the emergence of the local charge order. To summarize, the IC-CDW in 1T-TaS₂ is identified as the combination of the charge/orbital/bond order in the present study.

In the obtained IC-CDW state, essentially all elements of the form factor $f_{q_n}^{l,m}$ in the $a_{1g} + e'_g$ orbital space ($l, m = 1 \sim 3$) are large. This fact indicates that all $a_{1g} + e'_g$ -orbital states cooperatively magnify the eigenvalue. In order to identify the major order parameter, we solve the DW equation (1) for $\mathbf{q} = \mathbf{q}_1$ by considering only $f_{q_1}^{1,2}$ and $f_{q_1}^{2,1}$, by setting other elements zero. In this case, the obtained form factor $f_{q_1}^{1,2}(\mathbf{k})$ is very similar to Fig. 3 (b), and λ_{q_1} is reduced just to 86% from Fig. 2 (b). In contrast, the eigenvalue becomes very small if only diagonal elements, $f_{q_1}^{l,l}$, are considered. Therefore, off-diagonal form factor $f_{q_1}^{1,2}$ is the main order parameter of the IC-CDW state. Figure 4 (a) shows one of the AL processes that gives the form factor $f_{q_1}^{1,2}$. It is the interference process between $\chi_{1,1,1,1}^s(-\mathbf{q}_1)$ (shown in Fig. 1 (b)) and $\chi_{1,2,1,2}^s(\pi, 0)$ (shown in Fig. S2 (d)), where $\mathbf{q}_1 \approx (0.5\pi, 0)$.

In the present paramagnon-interference mechanism, the orbital+charge DW order due to $f_{q_1}^{1,2} \neq 0$ originates from the moderate spin susceptibilities in 1,2 orbitals in the kernel $I_q^{L,M}$. However, local net charge order (δn) is energetically unfavorable due to the mean-field term ($\sim U\delta n$) in the first term of Fig. 2 (a). In fact, in Fe-based and cuprate superconductors, the bond and orbital orders with $\delta n = 0$ appear since they are not prohibited by on-site U [26, 31]. To understand why net charge order is obtained in 1T-TaS₂ model, we examine the energy-dependence of the form factor. Figure 4 (b) shows the frequency (ϵ_n) dependence of $\text{Re} f_{q_1}^{1,2}(\mathbf{k}, \epsilon_n)$ near the van-Hove singular point $\mathbf{k} = (0, 0.5\pi)$. Similar sign reversal appears in other elements of the form factor. This sign reversing form factor is very similar to the sign reversing gap function in the *s*-wave superconductors with $U \neq 0$, known as the “retardation effect” that drastically reduces the depairing by U . Thus, net charge order in the IC-CDW state in 1T-TaS₂, which is very unusual in metals with large U , is stabilized by the retardation effect. To summarize, the predicted “unconventional CDW state” in 1T-TaS₂ is characterized by the orbital selective form factor with strange sign reversals in the momentum and energy spaces.

Finally, we explain the “triple- \mathbf{q} CDW state” in 1T-TaS₂, which is the uniform coexisting state of the three order parameters with $\mathbf{q} = \mathbf{q}_1, \mathbf{q}_2, \mathbf{q}_3$. For this purpose,

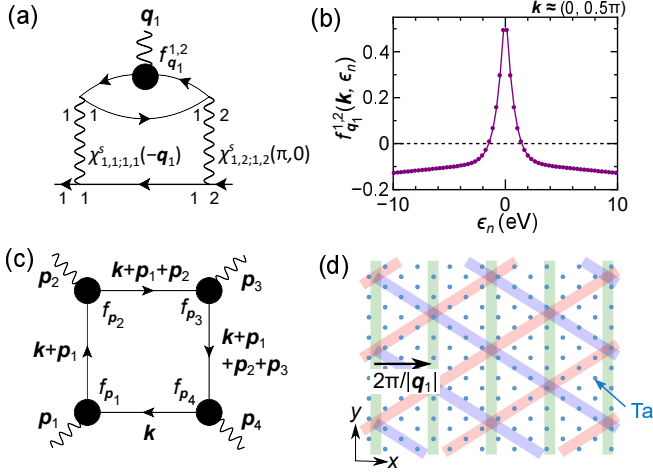


FIG. 4: (a) An example of the AL processes for the form factor $f_{q_1}^{1,2}$. (b) $\text{Re}f_{q_1}^{1,2}(\mathbf{k}, \epsilon_n)$ as function of ϵ_n at $\mathbf{k} = (0, 0.5\pi)$. (c) Diagrammatic expression of the fourth-order term in the GL equation. (d) Triple- \mathbf{q} IC-CDW state in real-space.

we construct a simple Ginzburg-Landau Free energy for the CDW order $\Phi(\mathbf{k}) = (\eta_1 f_{q_1}(\mathbf{k}), \eta_2 f_{q_2}(\mathbf{k}), \eta_3 f_{q_3}(\mathbf{k}))$, where η_i is the real order parameter and $f_{q_i}(\mathbf{k})$ is the normalized form factor. Then, the free energy is given by $F = a_0(|\eta_1|^2 + |\eta_2|^2 + |\eta_3|^2) + b_0(|\eta_1|^4 + |\eta_2|^4 + |\eta_3|^4) + c_0(|\eta_1 \eta_2|^2 + |\eta_2 \eta_3|^2 + |\eta_3 \eta_1|^2)$, where $a_0 \propto T - T_{IC}$. The fourth-order coefficients b_0 and c_0 can be calculated by using the Green functions and form factors; see Fig. 4 (c). The derivation of a_0 , b_0 and c_0 in addition to the third order term $F^{(3)} = d_0 \eta_1 \eta_2 \eta_3$ is given in the SM C [44]. Here, the single- \mathbf{q} state and the triple- \mathbf{q} state correspond to $(\eta_1, \eta_2, \eta_3) = (\eta, 0, 0)$ and (η, η, η) , respectively. It is easy to show that the triple- \mathbf{q} condition is $c_0/b_0 < 2$ if d_0 is negligible. As we show in the SM C [44], the ratio $c_0/b_0 = 1.1$ is obtained by using the form factors in the present study. ($f_{q_1}^{1,2}$ and $f_{q_1}^{1,2}$ are given in Figs. 3 (a) and (b).) Thus, the present IC-CDW state satisfies the triple- \mathbf{q} condition. In contrast, in case of conventional CDW form factor with $f_{q_n}^{l,m} = \delta_{l,m}$, the obtained ratio $c_0/b_0 = 3.2$ does not satisfy the triple- \mathbf{q} condition; see SM C [44]. Thus, the obtained unconventional form factor due to the AL processes is indispensable to explain the triple- \mathbf{q} IC-CDW state in 1T-TaS₂, which is schematically shown in Fig. 4 (d).

Here, we calculate the electronic states below T_{IC} based on the 4×4 cluster tight-binding model with finite DW order given in Eq. (2). We make the wavevector of the DW order $\mathbf{q}_1 = (0.5\pi, 0)$ by introducing 20% hole-doping. Although the folded FS under the CDW state is very complex, it can be “unfolded” to the original BZ by restoring the translational symmetry of the spectral function [48]. Figures 5 (a) and (b) show the obtained unfolded FS under the single- \mathbf{q} and triple- \mathbf{q} CDW states, respectively, by setting $f^{\max} \equiv \max_{l,m,\mathbf{k}} \{f_{q_1}^{l,m}(\mathbf{k})\} = 88\text{meV}$. In the single- \mathbf{q}_1 case, sizable Fermi arc appears

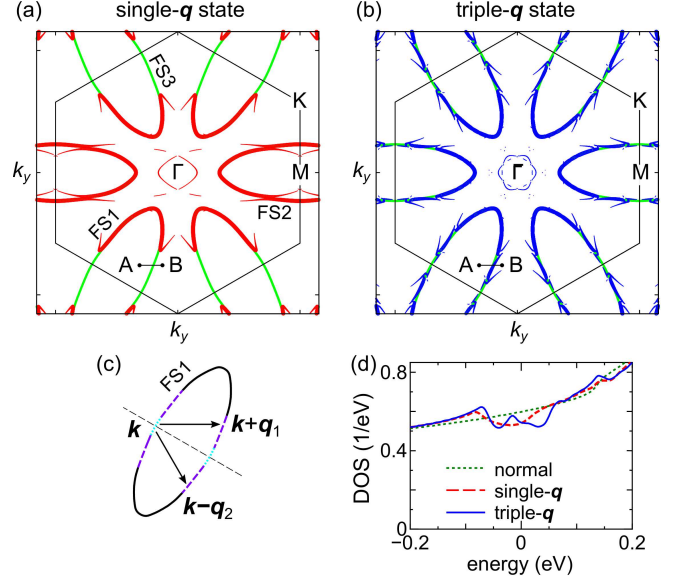


FIG. 5: (c) Unfolded FS in the single- \mathbf{q}_1 state and (d) that in the triple- \mathbf{q} state. (c) Reason for the FS recovery in the triple- \mathbf{q} CDW, which occurs when the state $|\mathbf{k}\rangle$ hybridizes with $|\mathbf{k} + \mathbf{q}_1\rangle$ and $|\mathbf{k} - \mathbf{q}_2\rangle$ simultaneously. (d) DOS as function of $\epsilon - E_F$. We introduced BCS-type cutoff $\omega_c = 4f^{\max}$.

in FS1,3 due to the band-folding by \hat{f}_{q_1} . In the same way, Fermi arc appears in FS1,2 (FS2,3) by \hat{f}_{q_2} (\hat{f}_{q_3}). The expected charge density modulation by $|f_{q_1}^{\text{tr}}(\mathbf{r} = \mathbf{0})| \sim 0.5$ in Fig. 3 (d) is $\delta n \sim (f^{\max} |f_{q_1}^{\text{tr}}(\mathbf{r} = \mathbf{0})|) N(0) \sim 0.02$.

Counter-intuitively, the size of the Fermi arc in the triple- \mathbf{q} case in Fig. 5 (b) is much reduced, where we set $f^{\max} = (88/\sqrt{2})\text{meV}$ because $b_0 \approx c_0$ in the present study; see SM C [44]. To understand the reason, we consider the hybridization between Fermi momenta \mathbf{k} , $\mathbf{k} + \mathbf{q}_1$ and $\mathbf{k} - \mathbf{q}_2$ in Fig. 5 (c). In the FS reconstruction by two form factors \hat{f}_{q_1} and \hat{f}_{q_2} , the state $|\mathbf{k}\rangle$ hybridizes with $|\mathbf{k} + \mathbf{q}_1\rangle$ and $|\mathbf{k} - \mathbf{q}_2\rangle$ at the same time. Since $\hat{f}_{q_1} \sim \hat{f}_{q_2}$, one eigenstate $|\mathbf{k} + \mathbf{q}_1\rangle - |\mathbf{k} - \mathbf{q}_2\rangle$ is unhybridized and therefore gapless. (For general hybridization potentials, one of the three bands always remains unhybridized.) For this reason, after the unfolding, the Fermi arc structure around $\mathbf{k} + \mathbf{q}_1$ and $\mathbf{k} - \mathbf{q}_2$ in Fig. 5 (a) is recovered, as shown in Fig. 5 (b). Also, the spectral recovery in the unfolded bandstructure is explain in the SM B [44]. This hallmark in the triple- \mathbf{q} CDW state could be observed by high-resolution ARPES study. Figure 5 (d) shows the obtained density-of-states (DOS). The pseudogap at E_F in the triple- \mathbf{q} CDW is small by reflecting the short Fermi arc in Fig. 5 (b). This result is consistent with experimental good metallic state below T_{IC} .

In summary, we succeeded in explaining the triple- \mathbf{q} IC-CDW in 1T-TaS₂ in terms of the “unconventional CDW”, in which the form factor has strange orbital-momentum-energy dependences. Thanks to the present paramagnon interference mechanism, the triple- \mathbf{q} IC-

CDW state is naturally understood based on a simple Hubbard model with on-site U , without introducing any nonlocal interactions. This study uncovered the electronic states of “the parent electronic states” of C-CDW and superconductivity, and provided useful knowledge for future studies of various transition metal dichalcogenides.

We are grateful to R. Tazai for useful discussions. This study has been supported by Grants-in-Aid for Scientific Research from MEXT of Japan.

-
- [1] Y. Yu, F. Yang, X. F. Lu, Y. J. Yan, Y.-H. Cho, L. Ma, X. Niu, S. Kim, Y.-W. Son, D. Feng, S. Li, S.-W. Cheong, X. H. Chen, and Y. Zhang, *Nat. Nanotech.* **10**, 270 (2015).
 - [2] L. J. Li, E. C. T. O’Farrell, K. P. Loh, G. Eda, B. Ozyilmaz, and A. H. Castro Neto, *Nature* **529**, 185 (2016).
 - [3] M. Yoshida, R. Suzuki, Y. Zhang, M. Nakano, Y. Iwasa, *Sci. Adv.* **1** e1500606 (2015).
 - [4] A. W. Tsen, R. Hovden, D. Wang, Y. D. Kim, J. Okamoto, K. A. Spoth, Y. Liu, W. Lu, Y. Sun, J. C. Hone, L. F. Kourkoutis, P. Kim, and A. N. Pasupathy, *Proc. Natl. Acad. Sci. USA* **112**, 15054 (2015).
 - [5] P. C. Borner, M. K. Kinyanjui, T. Bjorkman, T. Lehnert, A. V. Krasheninnikov, and U. Kaiser, *Appl. Phys. Lett.* **113**, 173103 (2018).
 - [6] Y. D. Wang, W. L. Yao, Z. M. Xin, T. T. Han, Z. G. Wang, L. Chen, C. Cai, Yuan Li, and Y. Zhang, *Nat. Commun.* **11**, 4215 (2020).
 - [7] B. Wang, Y. Liu, X. Luo, K. Ishigaki, K. Matsubayashi, W. Lu, Y. Sun, J. Cheng, and Y. Uwatoko, *Phys. Rev. B* **97**, 220504(R) (2018).
 - [8] T. Ritschel, J. Trinckauf, G. Garbarino, M. Hanfland, M. v. Zimmermann, H. Berger, B. Buchner, and J. Geck *Phys. Rev. B* **87**, 125135 (2013).
 - [9] Q. Stahl, M. Kusch, F. Heinsch, G. Garbarino, N. Kretzschmar, K. Hanff, K. Rossnagel, J. Geck, and T. Ritschel, *Nat. Commun.* **11**, 1247 (2020).
 - [10] B. Sipos, A. F. Kusmartseva, A. Akrap, H. Berger, L. Forro, and E. Tutis, *Nat. Mater.* **7**, 960 (2008).
 - [11] K. Sun, S. Sun, C. Zhu, H. Tian, H. Yang, and J. Li, *Sci. Adv.* **4**, eaas9660 (2018).
 - [12] R. Ang, Z. C. Wang, C. L. Chen, J. Tang, N. Liu, Y. Liu, W. J. Lu, Y. P. Sun, T. Mori, and Y. Ikuhara, *Nat. Commun.* **6**, 6091 (2015).
 - [13] M. Klanjssek, A. Zorko, R. Zitko, J. Mravlje, Z. Jaglicic, P. K. Biswas, P. Prelovsek, D. Mihailovic, and D. Arcon, *Nat. Phys.* **13**, 1130 (2017).
 - [14] L. Ma, C. Ye, Y. Yu, X. F. Lu, X. Niu, S. Kim, D. Feng, D. Tomanek, Y.-W. Son, X. H. Chen, and Y. Zhang, *Nat. Commun.* **7**, 10956 (2016).
 - [15] Y. Chen, W. Ruan, M. Wu, S. Tang, H. Ryu, H.-Z. Tsai, R. Lee, S. Kahn, F. Liou, C. Jia, O. R. Albertini, H. Xiong, T. Jia, Z. Liu, J. A. Sobota, A. Y. Liu, J. E. Moore, Z.-X. Shen, S. G. Louie, S.-K. Mo, and M. F. Crommie, *Nat. Phys.* **16**, 218 (2020).
 - [16] C. J. Butler, M. Yoshida, T. Hanaguri, and Y. Iwasa, *Nat. Commun.* **11**, 2477 (2020).
 - [17] S. Qiao, X. Li, N. Wang, W. Ruan, C. Ye, P. Cai, Z. Hao, H. Yao, X. Chen, J. Wu, Y. Wang, and Z. Liu, *Phys. Rev. X* **7**, 041054 (2017).
 - [18] L. Stojchevska, I. Vaskivskiy, T. Mertelj, P. Kusar, D. Svetin, S. Brazovskii, and D. Mihailovic, *Science* **344**, 177 (2014).
 - [19] I. Vaskivskiy, J. Gospodaric, S. Brazovskii, D. Svetin, P. Sutar, E. Goreshnik, I. A. Mihailovic, T. Mertelj, and D. Mihailovic, *Sci. Adv.* **1**, e1500168 (2015).
 - [20] S.-M. Hsieh and R. Colella, *Solid State Commun.* **63**, 237 (1987).
 - [21] M. J. Trott and C. A. Hooley, arXiv:2004.06665.
 - [22] A. V. Chubukov, M. Khodas, and R. M. Fernandes, *Rhys. Rev. X* **6**, 041045 (2016).
 - [23] R. M. Fernandes and A. V. Chubukov, *Rep. Prog. Phys.* **80**, 014503 (2017).
 - [24] L. Fanfarillo, G. Giovannetti, M. Capone, and E. Bascones, *Phys. Rev. B* **95**, 144511 (2017).
 - [25] S. Onari and H. Kontani, *Phys. Rev. Lett.* **109**, 137001 (2012).
 - [26] S. Onari, Y. Yamakawa, and H. Kontani, *Phys. Rev. Lett.* **116**, 227001 (2016).
 - [27] Y. Yamakawa, S. Onari, and H. Kontani, *Phys. Rev. X* **6**, 021032 (2016).
 - [28] Y. Yamakawa and H. Kontani, *Phys. Rev. Lett.* **114**, 257001 (2015).
 - [29] M. Tsuchiizu, Y. Ohno, S. Onari and H. Kontani *Phys. Rev. Lett.* **111**, 057003 (2013).
 - [30] R. Tazai, Y. Yamakawa, M. Tsuchiizu, and H. Kontani, *Phys. Rev. B* **94**, 115115 (2016).
 - [31] M. Tsuchiizu, K. Kawaguchi, Y. Yamakawa, and H. Kontani, *Phys. Rev. B* **97**, 165131 (2018).
 - [32] K. Kawaguchi, Y. Yamakawa, M. Tsuchiizu, and H. Kontani, *J. Phys. Soc. Jpn.* **86**, 063707 (2017).
 - [33] R. Tazai and H. Kontani, *Phys. Rev. B* **100**, 241103(R) (2019).
 - [34] M. Bovet, D. Popovic, F. Clerc, C. Koitzsch, U. Probst, E. Bucher, H. Berger, D. Naumovic, and P. Aebi, *Phys. Rev. B* **69**, 125117 (2004).
 - [35] C. Sohrt, A. Stange, M. Bauera, and K. Rossnagel, *Faraday Discuss.*, **171**, 243 (2014).
 - [36] W. L. McMillan, *Phys. Rev. B* **12**, 1187 (1975).
 - [37] K. Nakanishi and H. Shiba, *J. Phys. Soc. Jpn.* **43**, 1839 (1977).
 - [38] K. Nakanishi and H. Shiba, *J. Phys. Soc. Jpn.* **53**, 1103 (1984).
 - [39] X.-L. Yu, D.-Y. Liu, Y.-M. Quan, J. Wu, H.-Q. Lin, K. Chang, and L.-J. Zou, *Phys. Rev. B* **96**, 125138 (2017).
 - [40] T. N. Ikeda, H. Tsunetsugu and K. Yonemitsu, *Appl. Sci.* **9**, 70 (2019).
 - [41] P. Darancet, A. J. Millis, and C. A. Marianetti, *Phys. Rev. B* **90**, 045134 (2014).
 - [42] C. Chen, L. Su, A. H. Castro Neto, and V. M. Pereira, *Phys. Rev. B* **99**, 121108 (2019).
 - [43] T. Ritschel, H. Berger, and J. Geck, *Phys. Rev. B* **98**, 195134 (2018).
 - [44] Supplemental Materials.
 - [45] H. Kontani, *Rep. Prog. Phys.* **71**, 026501 (2008).
 - [46] H. Kontani, T. Saito, and S. Onari, *Phys. Rev. B* **84**, 024528 (2011).
 - [47] Y. Suzuki, T. Shimojima, T. Sonobe, A. Nakamura, M. Sakano, H. Tsuji, J. Omachi, K. Yoshioka, M. Kuwata-Gonokami, T. Watashige, R. Kobayashi, S. Kasahara, T. Shibauchi, Y. Matsuda, Y. Yamakawa, H. Kontani, and K. Ishizaka, *Phys. Rev. B* **92**, 205117 (2015).
 - [48] W. Ku, T. Berlijn, and C.-C. Lee, *Phys. Rev. Lett.* **104**, 216401 (2010).

[Supplementary Material]

Unconventional orbital-charge density wave mechanism in transition metal dichalcogenide 1T-TaS₂

Toru Hirata, Youichi Yamakawa, Seiichiro Onari, and Hiroshi Kontani

Department of Physics, Nagoya University, Nagoya 464-8602, Japan

A: MODEL HAMILTONIAN

Here, we construct the multiorbital Hubbard model for 1T-TaS₂. In this metal compound, the TaS₂-plane gives the almost perfect two-dimensional bandstructure. Figure S1 (a) shows the TaS₆ octahedron that is the building block of the TaS₂-plane. The 5d orbital levels in TaS₆ octahedron are shown in Fig. S1 (b). When the octahedron is regular, the 5d orbitals split into t_{2g} orbitals (1-3) and e_g orbitals (4,5), respectively. However, t_{2g} orbitals split into orbital 1 and orbitals 2,3 due to the finite trigonal distortion in real 1T-TaS₂. Then, the wavefunction of orbitals 1-5 are given as

$$\text{orbital 1 : } |d_{3z^2-r^2}\rangle \quad (\text{S1})$$

$$\text{orbital 2 : } a|d_{x^2-y^2}\rangle + b|d_{xz}\rangle \quad (\text{S2})$$

$$\text{orbital 3 : } a|d_{xy}\rangle - b|d_{yz}\rangle \quad (\text{S3})$$

$$\text{orbital 4 : } a|d_{yz}\rangle + b|d_{xy}\rangle \quad (\text{S4})$$

$$\text{orbital 5 : } a|d_{xz}\rangle - b|d_{x^2-y^2}\rangle \quad (\text{S5})$$

where $a^2 + b^2 = 1$ and $a > b > 0$.

Now, we calculate the bandstructure of 1T-TaS₂ using the Wien2k software, by referring the experimental crystal structure [1]. Next, we construct the 11 orbital tight-binding model using the Wannier90 software, by taking account of the 4d-orbital wavefunction in Eqs. (S1)-(S5). The orthogonality of the 5d orbital is maintained by setting $a = 0.847$ ($b = 0.532$). The wavefunctions of 1-3 orbitals are shown in Fig. S1 (c).

The bandstructure of the obtained model is exhibited in Fig. S1 (d). The conduction bands are mainly composed of 1-3 orbitals. Figure S1 (e) shows the weight of each d -orbital on the FS. We see that three d -orbitals are heavily entangled in many parts of the FS. Due to this fact, all the form factors $f_q^{l,m}(\mathbf{k})$ with $l, m = 1 \sim 3$ become large in the DW equation analysis. This fact is favorable for high temperature transition temperature T_{IC} . We note that the small hole-pockets around Γ point in Figs. S1 (d) and (e) are not observed by recent ARPES study [2], and they do not exist in the recent first principles study [3]. Therefore, we neglect their artificial contributions in the present numerical study in the main text.

Next, we explain the multiorbital Coulomb interaction. The matrix expression of the spin-channel Coulomb in-

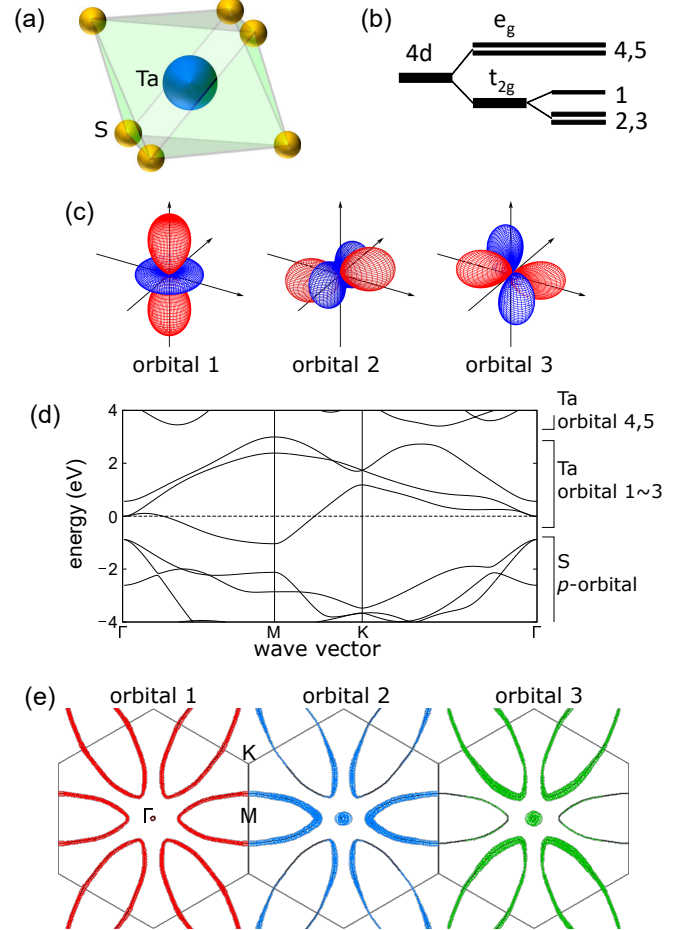


FIG. S1: (a) TaS₆ octahedron. (b) 5d orbital levels in TaS₆ octahedron. (c) Real-space pictures of orbitals 1, 2, and 3. (d) Band structure of 1T-TaS₂ given by the present multiorbital model. (e) Weights of the orbitals 1-3 on the FS.

teraction is

$$\Gamma_{l_1 l_2, l_3 l_4}^s = \begin{cases} U, & l_1 = l_2 = l_3 = l_4 \\ U', & l_1 = l_3 \neq l_2 = l_4 \\ J, & l_1 = l_2 \neq l_3 = l_4 \\ J', & l_1 = l_4 \neq l_2 = l_3 \end{cases} \quad (\text{S6})$$

The matrix expression of the charge-channel Coulomb

interaction is

$$\Gamma_{l_1 l_2, l_3 l_4}^c = \begin{cases} -U, & l_1 = l_2 = l_3 = l_4 \\ U' - 2J, & l_1 = l_3 \neq l_2 = l_4 \\ -2U' + J, & l_1 = l_2 \neq l_3 = l_4 \\ -J', & l_1 = l_4 \neq l_2 = l_3 \end{cases} \quad (\text{S7})$$

Here, U (U') is the intra-orbital (inter-orbital) Coulomb interaction, J is the Hund's coupling, and J' is the pair hopping term. In the main text, we assume the relations $U = U' - 2J$ and $J = J'$, and set the constraint $J/U = 0.10$. The obtained results are not sensitive to the ratio J/U .

B: NUMERICAL RESULTS, UNFOLDED BAND SPECTRUM

The spin susceptibility in the RPA, $\chi_{l,l';m,m'}^s(q)$, is given by

$$\hat{\chi}^s(q) = \hat{\chi}^0(q)(\hat{1} - \hat{\Gamma}^s \hat{\chi}^0(q))^{-1} \quad (\text{S8})$$

where the element of the irreducible susceptibility is $\chi_{l,l';m,m'}^0(q) = -T \sum_k G_{l,m}(k+q) G_{m',l'}(k)$. $G_{l,m}(k)$ is the electron Green function.

In the present model, $\chi_{l,l';m,m'}^s(q)$ becomes large for $l, l', m, m' = 1 \sim 3$. In the main text, we show only the total spin susceptibility $\chi_{\text{tot}}^s(q) \equiv \sum_{l,m} \chi_{l,l;l,m}^s(q)$. In this SM, we display some elements of $\chi_{l,l';m,m'}^s(q)$ in Fig. S2.

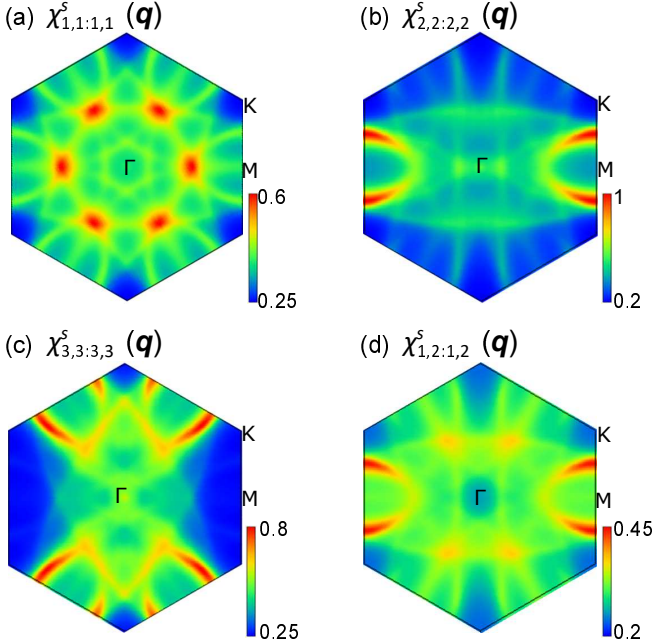


FIG. S2: Obtained spin susceptibilities for $\alpha_S = 0.85$: (a) $\chi_{1,1;1,1}^s(q)$, (b) $\chi_{2,2;2,2}^s(q)$, (c) $\chi_{3,3;3,3}^s(q)$, and (d) $\chi_{1,2;1,2}^s(q)$.

The major DW equation form factor $f_{q_1}^{1,2}$, which is shown in Fig. 3 (b) in the main text, mainly originates

from the AL process due to large value of $\chi_{1,1;1,1}^s(q)$ at $q \sim q_1$ and that of $\chi_{1,2;1,2}^s(q)$ at $q \sim 0$. In Fig. S3, we show other form factors $f_{q_1}^{l,m}$ for $l, m = 1 \sim 3$. Thus, both diagonal and off-diagonal form factors with respect to orbitals $1 \sim 3$ take large values in the present numerical study.

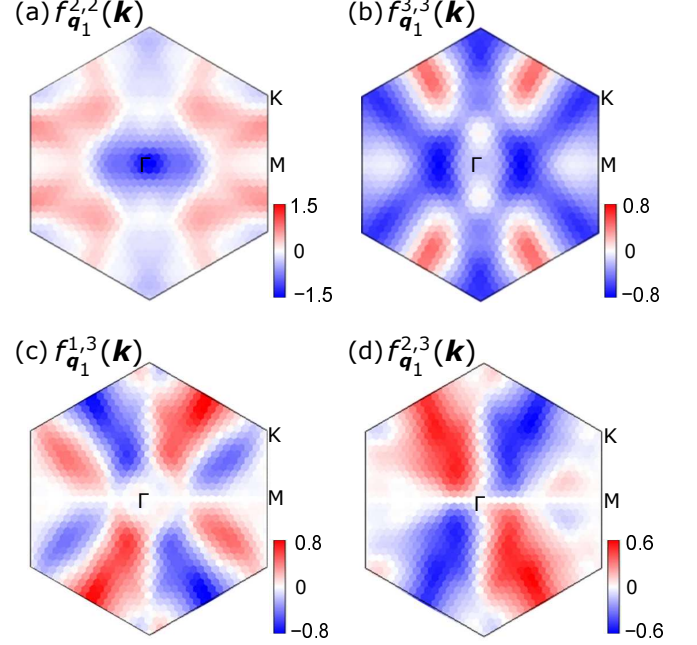


FIG. S3: Real-parts of the obtained form factors for $\alpha_S = 0.85$: (a) $f_{q_1}^{2,2}(k)$, (b) $f_{q_1}^{3,3}(k)$, (c) $f_{q_1}^{1,3}(k)$, and (d) $f_{q_1}^{2,3}(k)$.

Thus, all elements of $f_{q_1}^{l,m}$ with $l, m = 1 \sim 3$ are large and important. The main form factor $f_{q_1}^{1,2}$ induces not only the orbital polarization, but also net charge modulation, because orbitals 1 and 2 are not degenerated. For this reason, net charge modulation in Fig. 3 (d) exists in the present unconventional CDW state.

In the triple- q CDW state, both the FS and the band-structure are folded intricately into the folded BZ. They can be unfolded into the original size BZ, which correspond to the experimental results by ARPES measurements. In the main text, we show the unfolded FSs in both the single- q and triple- q CDW states. In Fig. S4, we show the unfolded bandstructure in the (a) single- q CDW state and (b) triple- q CDW state, respectively, along the cut A-B in Figs. 5 (a) and (b). (The green lines gives the original spectra.) In the single- q CDW state, the spectrum weight around the Fermi level disappears due to the band hybridization. This missing spectrum is partially recovered in the triple- q CDW state, as we explain in the main text. The recovery spectrum is stressed as blue dots in Fig. S4 (b). This hallmark in the triple- q CDW state may be observed by high resolution ARPES study.

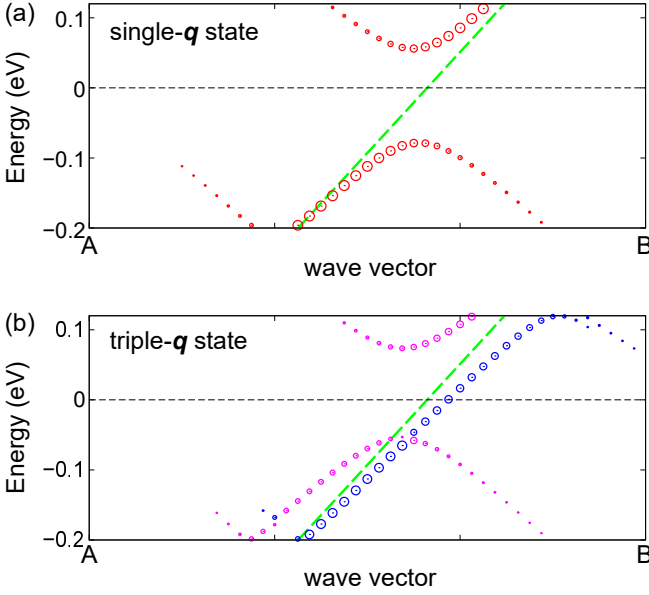


FIG. S4: Unfolded bandstructures in the (a) single- \mathbf{q} CDW state and (b) triple- \mathbf{q} CDW state, respectively, along the cut A-B in Figs. 5 (a) and (b). The green lines gives the original spectra. The recovered spectrum in the triple- \mathbf{q} CDW is stressed as blue dots in (b).

C: GINZBURG-LANDAU EQUATION

Here, we construct a simple Ginzburg-Landau Free energy for the CDW order $\vec{\Phi}(\mathbf{k}) = (\eta_1 f_{\mathbf{q}_1}(\mathbf{k}), \eta_2 f_{\mathbf{q}_2}(\mathbf{k}), \eta_3 f_{\mathbf{q}_3}(\mathbf{k}))$, where η_i is the real order parameter and $f_{\mathbf{q}_i}(\mathbf{k})$ is the normalized form factor. Then, the free energy is given by $F = a_0(|\eta_1|^2 + |\eta_2|^2 + |\eta_3|^2) + b_0(|\eta_1|^4 + |\eta_2|^4 + |\eta_3|^4) + c_0(|\eta_1\eta_2|^2 + |\eta_2\eta_3|^2 + |\eta_3\eta_1|^2) + d_0\eta_1\eta_2\eta_3$ where $a_0 \propto T - T_{IC}$. In the single- \mathbf{q} state with $(\eta_1, \eta_2, \eta_3) = (\eta, 0, 0)$, the order parameter below T_{IC} is $\bar{\eta} = \sqrt{-a_0/2b_0}$ and $\bar{F} = -a_0^2/4b_0$. Also, in the triplet- \mathbf{q} state with $(\eta_1, \eta_2, \eta_3) = (\eta, \eta, \eta)$, we obtain $\bar{\eta} = \sqrt{-a_0/2(b_0 + c_0)}$ and $\bar{F} = -3a_0^2/4(b_0 + c_0)$. Thus, the realization condition for the triple- \mathbf{q} state is $c_0/b_0 < 2$.

From now on, we derive the fourth-order coefficients b_0 and c_0 by using the Green functions and form factors. Here, we introduce six nesting vectors \mathbf{q}_n ($n = 1 \sim 6$) with the relation $\mathbf{q}_{n+3} = -\mathbf{q}_n$. We also introduce the scalar order parameter η_n for the form factor $f_{\mathbf{q}_n}$ with the relation $\eta_{n+3} = \eta_n^*$. Note that the relation $f_{\mathbf{q}_n} = f_{\mathbf{q}_{n+3}}^*$ holds. Then, the fourth term of the GL free energy is

$$F^{(4)} = \sum_{n_1, n_2, n_3, n_4} \eta_{n_1} \eta_{n_2} \eta_{n_3} \eta_{n_4} \cdot f_{n_1, n_2, n_3, n_4}^{(4)} \quad (S9)$$

$$f_{n_1, n_2, n_3, n_4}^{(4)} = c_{n_i} \cdot \frac{T}{4} \sum_{k, \sigma} f_{\mathbf{p}_1}(k - \mathbf{p}_1/2) f_{\mathbf{p}_2}(k_1 - \mathbf{p}_2/2) \\ \times f_{\mathbf{p}_3}(k_2 - \mathbf{p}_3/2) f_{\mathbf{p}_4}(k_3 - \mathbf{p}_4/2)$$

$$\times G(k)G(k_1)G(k_2)G(k_3) \\ \times \delta_{\mathbf{p}_1 + \mathbf{p}_2 + \mathbf{p}_3 + \mathbf{p}_4, 0} \quad (S10)$$

where $\mathbf{p}_i \equiv \mathbf{q}_{n_i}$, $k_1 = k + \mathbf{p}_1$, $k_2 = k + \mathbf{p}_1 + \mathbf{p}_2$, and $k_3 = k + \mathbf{p}_1 + \mathbf{p}_2 + \mathbf{p}_3$. The orbital indices in G and f are neglected to simplify the expression. The diagrammatic expression is given in Fig. 4 (c).

Due to the momentum conservation law, only the following terms remain finite:

- case 1. $(n_1, n_2, n_3, n_4) = (1, 1, 4, 4)$, $c_{n_i} = 4$,
- case 2. $(n_1, n_2, n_3, n_4) = (1, 4, 1, 4)$, $c_{n_i} = 2$,
- case 3. $(n_1, n_2, n_3, n_4) = (1, 2, 4, 5)$, $c_{n_i} = 4$,
- case 4. $(n_1, n_2, n_3, n_4) = (1, 2, 5, 4)$, $c_{n_i} = 4$,
- case 5. $(n_1, n_2, n_3, n_4) = (1, 4, 2, 5)$, $c_{n_i} = 4$,
- case 6. $(n_1, n_2, n_3, n_4) = (1, 4, 5, 2)$, $c_{n_i} = 4$,
- case 7. $(n_1, n_2, n_3, n_4) = (1, 5, 2, 4)$, $c_{n_i} = 4$,
- case 8. $(n_1, n_2, n_3, n_4) = (1, 5, 4, 2)$, $c_{n_i} = 4$.

The coefficient b_0 (c_0) is given by the cases 1 and 2 (cases 3-8): $b_0 = F_{1,4,1,4}^{(4)} + F_{1,1,4,4}^{(4)}$ and $c_0 = F_{1,2,4,5}^{(4)} + F_{1,2,5,4}^{(4)} + F_{1,4,2,5}^{(4)} + F_{1,4,5,2}^{(4)} + F_{1,5,2,4}^{(4)} + F_{1,5,4,2}^{(4)}$.

Here, we perform the numerical study for b_0 and c_0 . First, we calculate them by using the form factors obtained in the present study, some of which are shown in Figs. 3 (a) and (b) and Fig. S3. At $T = 0.05\text{eV}$, the obtained ratio c_0/b_0 is 1.1, and it is insensitive to the temperature. Thus, the present IC-CDW state satisfies the triple- \mathbf{q} state condition. In contrast, in the case of the conventional CDW form factor with $f_{\mathbf{q}_i}^{l,m} = \delta_{l,m}$ for any \mathbf{q}_n , we obtain the ratio $c_0/b_0 = 3.2$, which does not satisfy the triple- \mathbf{q} state condition. Thus, the correct form factor derived by the DW equation is important to explain the triple- \mathbf{q} IC-CDW state in 1T-TaS₂.

Finally, we examine the smallness of the third order term of the GL free energy, which exists due to the relation $\mathbf{q}_1 + \mathbf{q}_2 + \mathbf{q}_3 = \mathbf{0}$ [4]. It is given as

$$F^{(3)} = \eta_1 \eta_2 \eta_3 \cdot d_0, \quad (S11)$$

$$d_0 = -\frac{2T}{3} \sum_{k, \sigma} f_{\mathbf{q}_1}(k - \mathbf{q}_1) f_{\mathbf{q}_2}(k + \mathbf{q}_1 - \mathbf{q}_2/2) \\ \times f_{\mathbf{q}_3}(k + \mathbf{q}_1 + \mathbf{q}_2 - \mathbf{q}_3/2) \\ \times G(k)G(k + \mathbf{q}_1)G(k + \mathbf{q}_1 + \mathbf{q}_2) \quad (S12)$$

which is expressed as a triangle diagram. The orbital indices in G and f are neglected to simplify the expression. In the numerical study, we obtain the relation $d_0/(b_0 + c_0) \approx -0.05T$ [eV] when the form factor is normalized as $\max_{\mathbf{k}, l, m} |f_{\mathbf{q}_i}^{l,m}(\mathbf{k}, \pi T)| = 1$. Thus, the contribution from the third order term is small at $T \sim 0.04\text{eV}$ and $\eta_i \sim 0.1\text{eV}$. Although the change in the triple- \mathbf{q} condition due to the third order term is small, the free energy for the triple- \mathbf{q} state $\eta = \eta_i$ ($i = 1 \sim 3$), $F_{\text{triple}}(\eta)$, depends on the sign of η . In the present study, the obtained

η is positive since $d_0 < 0$. In Figs. 5 (b) and (d) in the main text, we show the DOS and FS under the triple- \mathbf{q} state with positive η .

[1] L. F. Mattheiss, Phys. Rev. B **8**, 3719 (1973).

- [2] Y. D. Wang, W. L. Yao, Z. M. Xin, T. T. Han, Z. G. Wang, L. Chen, C. Cai, Yuan Li, and Y. Zhang, Nat. Commun. **11**, 4215 (2020).
- [3] X.-L. Yu, D.-Y. Liu, Y.-M. Quan, J. Wu, H.-Q. Lin, K. Chang, and L.-J. Zou, Phys. Rev. B **96**, 125138 (2017).
- [4] W. L. McMillan. Phys. Rev. B **12**, 1187 (1975).