

UNDERSTANDING AND SCHEDULING WEIGHT DECAY

Zeke Xie

The University of Tokyo
RIKEN Center for AIP
xie@ms.k.u-tokyo.ac.jp

Issei Sato

The University of Tokyo
sato@k.u-tokyo.ac.jp

Masashi Sugiyama

RIKEN Center for AIP
The University of Tokyo
sugi@k.u-tokyo.ac.jp

ABSTRACT

Weight decay is a popular and even necessary regularization technique for training deep neural networks that generalize well. Previous work usually interpreted weight decay as a Gaussian prior from the Bayesian perspective. However, weight decay sometimes shows mysterious behaviors beyond the conventional understanding. For example, the optimal weight decay value tends to be zero given long enough training time. Moreover, existing work typically failed to recognize the importance of scheduling weight decay during training. Our work aims at theoretically understanding novel behaviors of weight decay and designing schedulers for weight decay in deep learning. This paper mainly has three contributions. First, we propose a novel theoretical interpretation of weight decay from the perspective of learning dynamics. Second, we propose a novel weight-decay linear scaling rule for large-batch training that proportionally increases weight decay rather than the learning rate as the batch size increases. Third, we provide an effective learning-rate-aware scheduler for weight decay, called the Stable Weight Decay (SWD) method, which, to the best of our knowledge, is the first practical design for weight decay scheduling. In our various experiments, the SWD method often makes improvements over L_2 Regularization and Decoupled Weight Decay.¹

1 INTRODUCTION

Weight decay is a popular and even necessary regularization technique for training deep neural networks that generalize well (Krogh and Hertz, 1992). People commonly use L_2 regularization as “weight decay” for training of deep neural networks and interpret it as a Gaussian prior over the model weights (David, 1992; Graves, 2011). This is true for vanilla Stochastic Gradient Descent (SGD). However, Loshchilov and Hutter (2018) revealed that, when the learning rate is adaptive, the commonly used L_2 regularization is not identical to the vanilla weight decay proposed by Hanson and Pratt (1989):

$$\theta_t = (1 - \lambda')\theta_{t-1} - \eta \frac{\partial L(\theta_{t-1})}{\partial \theta}, \quad (1)$$

where λ' is the weight decay hyperparameter, η is the learning rate, and $L(\theta_{t-1})$ is the loss function over one minibatch. We denote the loss function over the whole training dataset as $L(\theta)$.

A conventional belief is that, from the Bayesian perspective, weight decay indicates a Gaussian prior over the model parameters, which regularize the complexity of the learned model (Graves, 2011). However, we argue that this Bayesian interpretation cannot explain the empirical success of weight decay in deep learning. On one hand, Wenzel et al. (2020) demonstrated that the conventional Bayesian posterior usually does not work well in deep learning. This challenged the meaning of weight decay as a proper prior in the Bayesian interpretation. On the other hand, Lewkowycz and Gur-Ari (2020) and our experimental results (Figure 2) both suggested that weight decay is surprisingly

¹Code: <https://github.com/zeke-xie/stable-weight-decay-regularization>

Table 1: Test performance comparison of optimizers. We report the mean and the standard deviations (as the subscripts) of the optimal test errors computed over three runs of each experiment. The SWD method enables Adam to generalize as well as SGD and even outperform complex Adam variants.

DATASET	MODEL	SGD	ADAMS	ADAM	AMSGRAD	ADAMW	ADABOUND	PADAM	YOGI	RADAM
CIFAR-10	RESNET18	5.01 _{0.03}	4.91 _{0.04}	6.96 _{0.02}	6.16 _{0.18}	5.08 _{0.07}	5.65 _{0.08}	5.12 _{0.04}	5.87 _{0.12}	6.01 _{0.10}
	VGG16	6.42 _{0.02}	6.09 _{0.11}	7.31 _{0.25}	7.14 _{0.14}	6.59 _{0.13}	6.76 _{0.12}	6.15 _{0.06}	6.90 _{0.22}	6.56 _{0.04}
CIFAR-100	RESNET34	21.52 _{0.37}	21.76 _{0.42}	27.16 _{0.55}	25.53 _{0.19}	22.99 _{0.40}	22.87 _{0.13}	22.72 _{0.10}	23.57 _{0.12}	24.41 _{0.40}
	DENSENET121	19.81 _{0.33}	20.52 _{0.26}	25.11 _{0.15}	24.43 _{0.09}	21.55 _{0.14}	22.69 _{0.15}	21.10 _{0.23}	22.15 _{0.36}	22.27 _{0.22}
	GOOGLENET	21.21 _{0.29}	21.05 _{0.18}	26.12 _{0.33}	25.53 _{0.17}	21.29 _{0.17}	23.18 _{0.31}	21.82 _{0.17}	24.24 _{0.16}	22.23 _{0.15}

unnecessary for long-time training. This observation critically challenged the Bayesian interpretation of weight decay in deep learning. The Bayesian interpretation believes that the prior knowledge over model parameters truly exist. Thus, the prior knowledge should not depend on the training time of deep neural networks, which contradicts with the experimental results in Figure 2.

Recently researchers started to explore other explanations for weight decay. Zhang et al. (2019b) revealed three different roles of weight decay. Some papers (Van Laarhoven, 2017; Zhang et al., 2019b) argued that weigh decay increases the effective learning rate but has no regularization effect when combined with scale-invariant normalization layers, such as batch normalization (Ioffe and Szegedy, 2015). Li et al. (2020) defined a new “intrinsic learning rate” parameter that is the product of the vanilla learning rate η and the weight decay factor λ and argued that the convergence time depends on this intrinsic learning rate.

However, people still expect to further explore the theoretical mechanism of weight decay, because weight decay sometimes shows mysterious behaviors beyond the existing theoretical understanding. As we discussed above, the Bayesian interpretation has been critically challenged by recent empirical findings (Lewkowycz and Gur-Ari, 2020). The interpretation of increasing the effective learning rate only holds for scale-invariant normalization layers, which is a narrow scope.

Contributions. In this paper, we try to theoretically understand the novel behaviors of weight decay and explore the potential of weight decay. Our paper mainly has three contributions.

First, we propose a novel theoretical interpretation of weight decay from the perspective of learning dynamics. We study how the stability of the stationary points and the convergence time depend on weight decay, which corresponds to two main effects of weight decay.

Second, we propose a novel weight-decay linear scaling rule (See Rule 2 in Section 3) for large-batch training. We discover that the existing linear scaling rule (Krizhevsky, 2014; Goyal et al., 2017) for large-batch training that proportionally increases the learning rate may sometimes be harmful to large-batch training due to bad convergence. Instead, increasing weight decay is a more suitable solution in this case.

Third, to the best of our knowledge, we are the first to design an effective learning-rate-aware scheduler for weight decay which may significantly improve test performance. Our work fills the gap in this direction. We note that a trivial weight decay scheduling method recently proposed by Lewkowycz and Gur-Ari (2020) has limited practical value because it only works well with constant learning rate, as the original paper claimed. Inspired by the stability of the stationary points, we show that weight decay should be coupled with the effective learning rate. We call the proposed method Stable Weight Decay (SWD). Adam (Kingma and Ba, 2015) with SWD (Adams) is displayed in Algorithm 2. The results in Table 1 fully supports that SWD can significantly improve Adam.

Structure of this paper. In Section 2, we analyze the dynamics of weight decay. In Section 3, we study how weight decay can improve large-batch training. In Section 4, we propose SWD. In Section 5, we empirically study SWD. In Section 6, we conclude our work.

2 UNDERSTANDING THE DYNAMICS OF WEIGHT DECAY

In this section, we provide a way to understand weight decay from a viewpoint of learning dynamics.

Weight decay should be coupled with the learning rate scheduler. The vanilla weight decay described by Hanson and Pratt (1989) is given by Equation (1). A more popular implementation for vanilla SGD in modern deep learning libraries, such as PyTorch (Paszke et al., 2019) and TensorFlow (Abadi et al., 2016), is given by

$$\theta_t = (1 - \eta_t \lambda) \theta_{t-1} - \eta_t \frac{\partial L(\theta_{t-1})}{\partial \theta}, \quad (2)$$

where η_t is the learning rate at the t -th step and weight decay is coupled with the learning rate scheduler. While previous work did not study why weight decay should be coupled with the learning rate scheduler, this trick has been adopted by most deep learning libraries.

We first take vanilla SGD as the studied example, where no Momentum is involved. It is easy to see that vanilla SGD with L_2 regularization $\frac{\lambda}{2} \|\theta\|^2$ is also given by Equation (2). Suppose the learning rate is fixed in the whole training procedure. Then Equation (2) will be identical to Equation (1) if we simply choose $\lambda' = \eta \lambda$. However, learning rate decay is quite important for training of deep neural networks. So Equation (2) is not identical to Equation (1) in practice.

Which implementation is better? In Figure 1, we empirically verified that the popular Equation-(2)-based weight decay indeed outperforms the vanilla implementation in Equation (1). We argue that Equation-(2)-based weight decay is theoretically better than Equation-(1)-based weight decay in terms of the stability of the stationary points. We define the stability as Definition 1.

Definition 1 (The stability of the stationary point). *The stationary point is stable if a stationary point is fixed during training. Otherwise, we define it as an unstable stationary point.*

The training objective at the t -th iteration of Equation (1) is $L(\theta) + \frac{\lambda'}{\eta_t} \|\theta\|^2$, while that of Equation (2) is $L(\theta) + \lambda \|\theta\|^2$. Thus, the stationary points give by Equation (2) are stable during training, while the stationary points given by Equation (1) is unstable because the stationary points are dynamic during training.

Weight decay matters to the stability. As the stability of the stationary points critically depends on the weight decay scheduler, we define stable weight decay accordingly in Definition 2.

Definition 2 (Stable Weight Decay). *The weight decay is stable if the stationary points are stable during training. Otherwise, we define it as unstable weight decay.*

We propose Theorem 1 and prove that even deterministic Gradient Descent (GD) with vanilla weight decay may not converge to any non-zero stationary point due the instability of the stationary points.

Theorem 1 (Non-convergence of GD with unstable weight decay). *Suppose learning dynamics is governed by GD with vanilla weight decay (Equation (1)) and the learning rate $\eta_t \in (0, +\infty)$ holds. If $\exists \delta$ that satisfies $0 < \delta \leq |\eta_t - \eta_{t+1}|$ for any $t > t_0$, then the learning dynamics cannot converge to any non-zero stationary point satisfying the condition*

$$\lim_{t \rightarrow +\infty} [\|\nabla L(\theta_t)\|^2 + \|\nabla L(\theta_{t+1})\|^2] = 0.$$

Remark. *We leave the proof in Appendix A.1. Even if the gradient is zero at the t -th step, the gradient at the $t + 1$ -th step will not be zero. Unstable weight decay causes changing the objective and hence the solution does not converge to any non-zero stationary point. Thus, GD with unstable weight decay has no theoretical convergence guarantee like GD (Wolfe, 1969). This explains why weight decay should be coupled with the learning rate to keep the stationary points stable during training. We conjecture that the stability of the stationary points should be a desirable property in deep learning.*

Dynamics of weight decay. Lewkowycz and Gur-Ari (2020) empirically discovered that the optimal weight decay hyperparameter is approximately inverse to the training time, which is beyond the existing theoretical understanding. We will show that it is easy to understand this empirical observation by analyzing the dynamics of weight decay.

We first state Assumption 1. Assumption 1 which holds near minima (Mandt et al., 2017; Neyshabur et al., 2017; Xie et al., 2021a) or for quadratic training loss functions (Zhang et al., 2019a) are common and useful for analyzing the solution or the convergence behavior in related papers. For example, Zhang et al. (2019a) conducted a useful convergence behavior analysis for deep learning by assuming a quadratic loss function without weight decay.

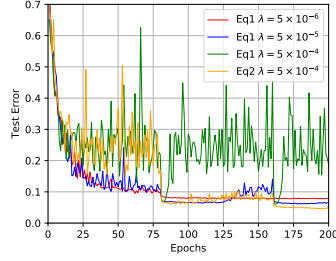


Figure 1: We compared Equation-(1)-based weight decay and Equation-(2)-based weight decay by training ResNet18 on CIFAR-10 via vanilla SGD. In the presence of a popular learning rate scheduler, Equation-(2)-based weight decay shows better test performance. It demonstrates that the form $-\eta_t \lambda \theta$ is a better weight decay implementation than $-\lambda' \theta$.

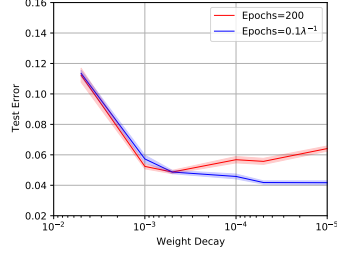


Figure 2: We train ResNet18 via SGD on CIFAR-10 for verifying that $t_{\text{convergence}} = \mathcal{O}(\lambda^{-1})$. With the fixed 200 epochs, the optimal weight decay is about 0.0005. With $0.1\lambda^{-1}$ epochs, the optimal weight decay tends to be zero and the test error monotonically decreases as weight decay decreases.

Assumption 1. The loss function around a minimum θ^* can be written as

$$L(\theta) = L(\theta^*) + \frac{1}{2}(\theta - \theta^*)^\top H(\theta - \theta^*),$$

where H is the Hessian at θ^* .

We propose Theorem 2 and demonstrate how the learned model parameters θ may depend on weight decay. We leave the proof in Appendix A.2.

Theorem 2 (Dynamics of weight decay). Suppose Assumption 1 holds, and learning dynamics is governed by SGD with weight decay (Equation (2)). If the learning rate scheduler is constant, the expected θ_t after t iterations satisfies the following:

$$\mathbb{E}[\theta_t - \theta^*] = [I - \eta(H + \lambda I)]^t [\theta_0 - H(H + \lambda I)^{-1}\theta^*] - \lambda(H + \lambda I)^{-1}\theta^*, \quad (3)$$

where I is the identity matrix. If the learning rate scheduler is given by the sequence $\{\eta_1, \eta_2, \dots, \eta_t\}$, the expected θ_t after t iterations satisfies the following:

$$\mathbb{E}[\theta_t - \theta^*] = \prod_{k=1}^t [I - \eta_k(H + \lambda I)] [\theta_0 - H(H + \lambda I)^{-1}\theta^*] - \lambda(H + \lambda I)^{-1}\theta^*. \quad (4)$$

Theorem 2 is a useful tool to understand convergence behaviors which may repeatedly happen during searching minima of deep learning. While Theorem 2 depends on Assumption 1, we will show that it is remarkably consistent with novel empirical behaviors of weight decay and can also reveal novel insights. Theorem 2 indicates that weight decay mainly has two effects: 1) biasing the expected learned solution and 2) accelerating the convergence.

Effect 1. Weight decay biases the stationary points. Theorem 2 provides us two key insights about weight decay. The first insight is Corollary 1 derived from Theorem 2 by choosing the long-time limit. Corollary 1 indicates that large weight decay may not learn accurate minima well. This insight is consistent with the regularization-based understanding of weight decay (Krogh and Hertz, 1992).

Corollary 1. Suppose the conditions of Theorem 2 hold and $H_i + \lambda > 0$, where H_i is the i -th eigenvalue of H . Then, in the limit of long training time that $t \rightarrow +\infty$, the displacement from the true minimum θ^* to the expected learned solution along the i -th direction is given by

$$\mu_i = -\lambda(H_i + \lambda)^{-1}\theta^*, \quad (5)$$

where the bias $\mu = \lim_{t \rightarrow \infty} \mathbb{E}[\theta_t - \theta^*]$.

Figure 2 suggests that, given long enough training time, the optimal weight decay hyperparameter tends to be zero, which is also verified by Lewkowycz and Gur-Ari (2020). This observation is

contradicted with the conventional regularization-based understanding (Krogh and Hertz, 1992), but fully supports Corollary 1 that weight decay is bad, if we already have good convergence.

Effect 2. Weight decay accelerates convergence. However, we discover that the long-time posterior cannot explain the convergence behaviors. Figure 2 also suggests that, we need to increase the number of training iterations by $\frac{1}{\lambda}$ for maintaining good convergence, which is also discovered by Lewkowycz and Gur-Ari (2020) and Li et al. (2020). To explain why the convergence time depends on $\frac{1}{\lambda}$, we need to explore the dynamics of weight decay before approaching the convergence.

The second insight is Corollary 2 that estimates the number of iterations for good convergence.

Corollary 2. *Suppose the conditions of Theorem 2 hold and $\delta_i = H_i + \lambda > 0$, where H_i is the i -th eigenvalue of H . Then, the convergence time in the i -th direction is*

$$t_{\text{convergence},i} = \mathcal{O}((H_i + \lambda)^{-1}\eta^{-1}). \quad (6)$$

It is well-known that the Hessian in deep learning has a very small number of large eigenvalues and a large number of nearly zero eigenvalues (Sagun et al., 2016; 2017). Thus, we have $H_i + \lambda \approx \lambda$ for most directions. It means that the convergence time critically depend on the dynamics in the subspace corresponding to those nearly zero eigenvalues:

$$t_{\text{convergence}} = \mathcal{O}(\lambda^{-1}\eta^{-1}). \quad (7)$$

Equation (7) reveals two facts. First, Equation (7) supports the statement that the initial learning rate and the weight decay hyperparameter λ are linearly coupled for maintaining performance (Loshchilov and Hutter, 2018; Van Laarhoven, 2017; Zhang et al., 2019b; Hoffer et al., 2018). Second, Equation (7) demonstrates that the number of iterations (not the number of epochs or training time) for good convergence depends on $\mathcal{O}(\lambda^{-1}\eta^{-1})$. This not only explains the relation in Figure 2, but also reveals that we should increase the number of iterations instead of the number of epochs by $\frac{1}{\lambda}$. We note that the second fact is also reported by Lewkowycz and Gur-Ari (2020), while Lewkowycz and Gur-Ari (2020) did not present formal theoretical analysis like Theorem 2.

In our theoretical analysis, weight decay mainly has two effects. The first effect is to bias the expected solution in the long-time limit. The first effect is negative for learning accurate minima. The second effect is to accelerate the convergence in the subspace corresponding to nearly zero eigenvalues of the Hessian. The second effect is positive for accelerating training. Tuning weight decay needs to balance the tradeoff between the two effects.

3 WEIGHT DECAY IMPROVES LARGE-BATCH TRAINING

In this section, motivated by the theoretical insights in Section 2, we study how weight decay may surprisingly improve large-batch training.

Large-batch training can efficiently utilize the parallel computation to speedup training of deep networks (Goyal et al., 2017). However, large-batch training suffers from the difficulty of minimizing the training loss and usually find sharp minima that do not generalize well (Hoffer et al., 2017; Keskar et al., 2017). How to perform large-batch training with good generalization is an important problem which has attracted much attention from both academia (Zhang et al., 2019a; Wu et al., 2020; Wen et al., 2020) and industry (You et al., 2017; Goyal et al., 2017).

Rule 1 mitigates the small noise problem in large-batch training. The famous linear scaling rule, namely Rule 1, for large-batch training is well-known (Krizhevsky, 2014; Goyal et al., 2017). As SGD with larger batch size produces smaller stochastic gradient noise (Welling and Teh, 2011), large-batch training can easily get stuck in saddle points and sharp minima. Xie et al. (2021b) recently proved that the ratio of the learning rate η to batch size B , $\frac{\eta}{B}$, *exponentially* matters to deep learning dynamics. Thus, the learning-rate linear scaling rule is a natural result of maintaining the similar magnitude of stochastic gradient noise and similar learning dynamics invariant to the batch size.

Rule 1. *When the batch size is multiplied by k , multiply the learning rate by k .*

When the noise magnitude is the performance bottleneck, the learning-rate linear scaling rule is indeed an effective solution (Krizhevsky, 2014; Goyal et al., 2017). However, increasing the learning rate only works in a narrow range, i.e., $B \leq 8192$ on ImageNet (Keskar et al., 2017), since too large

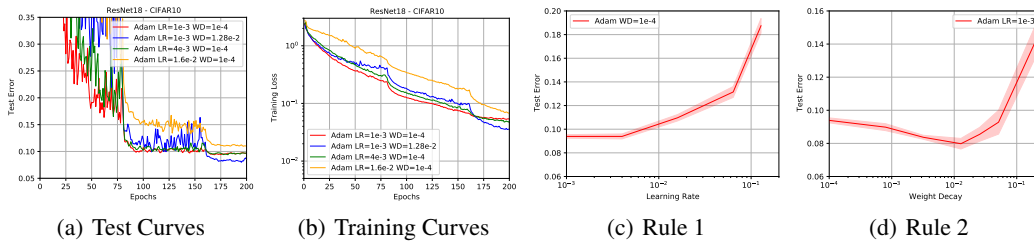


Figure 3: Large-batch training ($B = 16384$) with various learning rates and weight decay. Note that $\eta = 10^{-3}$ and $\lambda = 10^{-4}$ is the baseline choice for $B = 128$. Subfigure (a) and (b) show that, even slightly increasing the learning rate (by multiplying 16) is harmful to optimization convergence. Subfigure (c) shows that Rule 1 is completely invalid in this common large-batch training setting. Subfigure (d) shows that, multiplying weight decay by 128 ($\lambda = 0.0128$) has the lowest test error, which fully supports the proposed Rule 2.

learning rates may lead to optimization divergence or bad convergence (Keskar et al., 2017; Masters and Luschi, 2018).

For large-batch training, people usually focused on the problem of fixing the noise magnitude problem but overlooked the convergence problem (Jain et al., 2018; Ma et al., 2018; Yin et al., 2018). Sometimes, the noise magnitude is not the performance bottleneck. As each iteration in large-batch training is computationally expensive, people usually perform large-batch training with a fixed number of epochs for keeping the total computational costs moderate. Under the constraint of fixing the number of epochs, obviously, the number of iterations will be multiplied by k^{-1} if the batch size is multiplied by k . Thus, the number of iterations may be not too small to achieve good convergence when the batch size is large.

Rule 2 mitigates the bad convergence problem in large-batch training. If the bad convergence problem is the performance bottleneck, the learning-rate linear scaling rule will even be harmful to large-batch training due to slower convergence. According to Equation (7), we propose the *weight-decay linear scaling rule* as Rule 2. Because large weight decay may accelerate the convergence. To the best of our knowledge, we are the first to propose the weight-decay-based rule for large-batch training. Previous papers did not design a rule for the second-type problem in large-batch training.

Rule 2. *When the batch size is multiplied by k , multiply the weight decay by k .*

Empirical Analysis of Large-Batch Training. We conducted experiments to show that, when the learning-rate linear scaling rule is harmful due to the convergence problem, the weight-decay linear scaling rule significantly improves large-batch training. In Figure 3, we trained ResNet18 via SGD on CIFAR-10 with the very large batch size $B = 16384$, which is 128 times the common batch size 128.

We note that, in this common setting on CIFAR-10, even slightly increasing the learning rate is very harmful to large-batch training. Figure 3 demonstrates Rule 1 may seriously cause bad convergence. This observation means that, in the setting of training ResNet18 on CIFAR-10, the convergence problem is the main performance bottleneck instead of the noise magnitude. As Rule 2, we observed that multiplying the weight decay hyperparameter by 128 works best. Thus, in this second-type problem of large-batch training, Rule 2 significantly outperforms Rule 1.

4 STABLE WEIGHT DECAY

In this section, we design a weight decay scheduler for adaptive gradient methods, such as Adam.

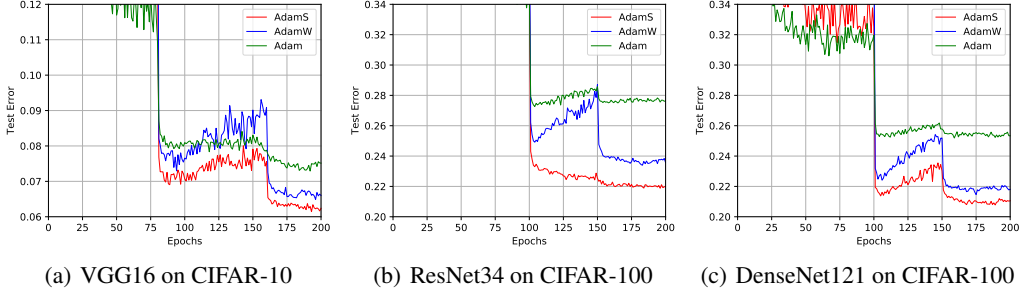


Figure 4: The learning curves of AdamS, AdamW, and Adam on CIFAR-10 and CIFAR-100. AdamS shows significantly better generalization than AdamW and Adam.

Algorithm 1: Adam/AdamW

$$\begin{aligned}
 g_t &= \nabla L(\theta_{t-1}) + \lambda \theta_{t-1}; \\
 m_t &= \beta_1 m_{t-1} + (1 - \beta_1) g_t; \\
 v_t &= \beta_2 v_{t-1} + (1 - \beta_2) g_t^2; \\
 \hat{m}_t &= \frac{m_t}{1 - \beta_1^t}; \\
 \hat{v}_t &= \frac{v_t}{1 - \beta_2^t}; \\
 \theta_t &= \theta_{t-1} - \frac{\eta}{\sqrt{\hat{v}_t + \epsilon}} \hat{m}_t - \eta \lambda \theta_{t-1};
 \end{aligned}$$

Algorithm 2: AdamS ($p = 0.5$)

$$\begin{aligned}
 g_t &= \nabla L(\theta_{t-1}); \\
 m_t &= \beta_1 m_{t-1} + (1 - \beta_1) g_t; \\
 v_t &= \beta_2 v_{t-1} + (1 - \beta_2) g_t^2; \\
 \hat{m}_t &= \frac{m_t}{1 - \beta_1^t}; \\
 \hat{v}_t &= \frac{v_t}{1 - \beta_2^t}; \\
 \bar{v}_t &= \text{mean}(\hat{v}_t); \\
 \theta_t &= \theta_{t-1} - \frac{\eta}{\sqrt{\bar{v}_t + \epsilon}} \hat{m}_t - \frac{\eta}{\bar{v}_t^p} \lambda \theta_{t-1};
 \end{aligned}$$

Decoupled weight decay is unstable weight decay in adaptive gradient methods. Loshchilov and Hutter (2018) first pointed that, when the learning rate is adaptive, the commonly used L_2 regularization is not identical to weight decay. In the following analysis, we ignore the effect of Momentum and focus on the effect of Adaptive Learning Rate for simplicity. Thus, AdamW (Loshchilov and Hutter, 2018) can be written as

$$\theta_t = (1 - \eta \lambda) \theta_{t-1} - \eta v_t^{-\frac{1}{2}} \frac{\partial L(\theta_{t-1})}{\partial \theta}, \quad (8)$$

where v_t is the exponential moving average of the squared gradients in Algorithm 1 and the power notation of a vector means the element-wise power of the vector. We interpret $\eta v_t^{-\frac{1}{2}}$ as the effective learning rate for multiplying the gradients. However, we clearly see that decoupled weight decay uses the vanilla learning rate to perform weight decay rather than the effective learning rate. The expected solution learned by AdamW in the long-time limit is

$$\mu = -\lambda v_t^{\frac{1}{2}} (H + \lambda v_t^{\frac{1}{2}})^{-1} \theta^*. \quad (9)$$

Note that there is no guarantee that v_t will be constant in the limit that $t \rightarrow +\infty$. Thus, the stationary points of AdamW is unstable.

Scheduling weight decay in adaptive gradient methods. An easy solution to fix the unstable weight decay problem is using the following scheduled weight decay:

$$\theta_t = (\mathbf{1} - \eta v_t^{-\frac{1}{2}} \lambda) \theta_{t-1} - \eta v_t^{-\frac{1}{2}} \frac{\partial L(\theta_{t-1})}{\partial \theta}. \quad (10)$$

This gives $\mu = -\lambda (H + \lambda)^{-1} \theta^*$. In the long-time limit, Equation (10) can indeed fix the stability problem of the expected solution.

However, if we still use the element-wise scheduler $v_t^{-\frac{1}{2}}$ for weight decay, the anisotropic convergence problem will appear in the subspace corresponding to small eigenvalues of the Hessian. By Theorem 2, the convergence can be measured by $\prod_{k=1}^t (I - v_k^{-\frac{1}{2}} \eta \lambda)$. Due to the element-wise learning rate adaptivity, a common number of iterations may be not enough for achieving the convergence along some dimensions.

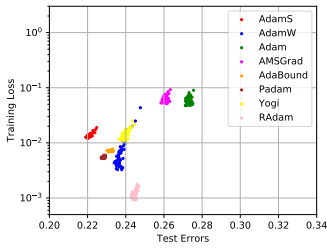


Figure 5: The scatter plot of training losses and test errors during final 40 epochs of training ResNet34 on CIFAR-100. Even with similar or higher training losses, AdamS still generalizes better than other Adam variants. We leave the scatter plot on CIFAR-10 in Appendix C.

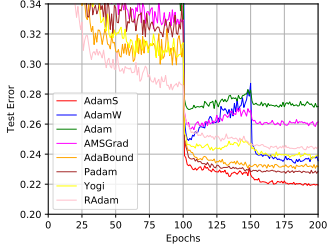


Figure 6: The learning curves of all adaptive gradient methods by training ResNet34 on CIFAR-100. AdamS outperforms other Adam variants. The test performance of other models can be found in Table 1.

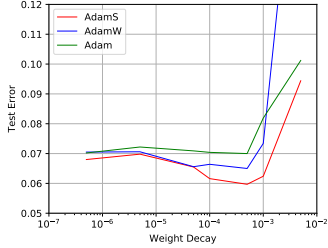


Figure 7: The test errors of VGG16 on CIFAR-10 with various weight decay rates. The displayed weight decay value of AdamW has been rescaled by the factor ≈ 0.001 . A similar experimental result for ResNet34 is presented in Appendix C.

Unfortunately, there is no ideal solution to fix the stability problem and the convergence problem at the same time for adaptive gradient methods. We conjecture that this may be an internal fault of all optimizers that use Adaptive Learning Rate. To balance the tradeoff between the stability and the convergence in presence of Adaptive Learning Rate, we propose a non-element-wise learning-rate-aware scheduler for weight decay as

$$\theta_t = (\mathbf{1} - \eta \bar{v}_t^{-p} \lambda) \theta_{t-1} - \eta v_t^{-\frac{1}{2}} \frac{\partial L(\theta_{t-1})}{\partial \theta}, \tag{11}$$

where \bar{v}_t is the mean of all elements of the vector v_t and p is a hyperparameter to control the adaptivity of the scheduler. Note that $\eta \bar{v}_t^{-p}$ is always isotropic. We call weight decay with this stability-inspired heuristic scheduler Stable Weight Decay. The pseudocode of AdamS is displayed in Algorithm 2.

We recommend $p = 0.5$ as the default value in AdamS unless we specify it, because $\eta \bar{v}_t^{-p}$ with $p = 0.5$ may approximate the magnitude of the adaptive learning rate. Note that Decoupled Weight Decay (Loshchilov and Hutter, 2018; ?) is a special case of Stable Weight Decay with $p = 0$.

We note that \bar{v} is not expected to be zero at minima due to stochastic gradient noise, because the variance of the stochastic gradient is directly observed to be much larger than the expectation of the stochastic gradient at/near minima (Zhu et al., 2019) and depends on the Hessian (Xie et al., 2021b). In some special cases, such as full-batch training, it is fine to add a small value (i.e., 10^{-8}) to \bar{v} to avoid being zero as a divisor.

5 EMPIRICAL ANALYSIS OF STABLE WEIGHT DECAY

In this section, we conducted comprehensive experiments to verify the advantage of the SWD scheduler over Decoupled Weight Decay and L_2 for Adam. Our experiments also include popular Adam variants, including AMSGrad (Reddi et al., 2019), Yogi (Zaheer et al., 2018), AdaBound (Luo et al., 2019), Padam (Chen and Gu, 2018), and RAdam (Liu et al., 2019),.

Models and Datasets. We choose Adam as the base optimizer, and train popular deep models, including ResNet18/34/50 (He et al., 2016), VGG16 (Simonyan and Zisserman, 2014), DenseNet121 (Huang et al., 2017), GoogLeNet (Szegedy et al., 2015), and Long Short-Term Memory (LSTM) (Hochreiter and Schmidhuber, 1997), on CIFAR-10/CIFAR-100 (Krizhevsky and Hinton, 2009), and Penn TreeBank (Marcus et al., 1993). The implementation details are in Appendix B.

Image Classification on CIFAR-10/CIFAR-100. Figure 4 shows the learning curves of AdamS, AdamW, and Adam on several benchmarks. In our experiments, AdamS always leads to lower test errors. Figure 5 shows that, even if with similar or higher training losses, AdamS still generalizes significantly better than AdamW, Adam, and recent Adam variants. Figure 6 displays the learning

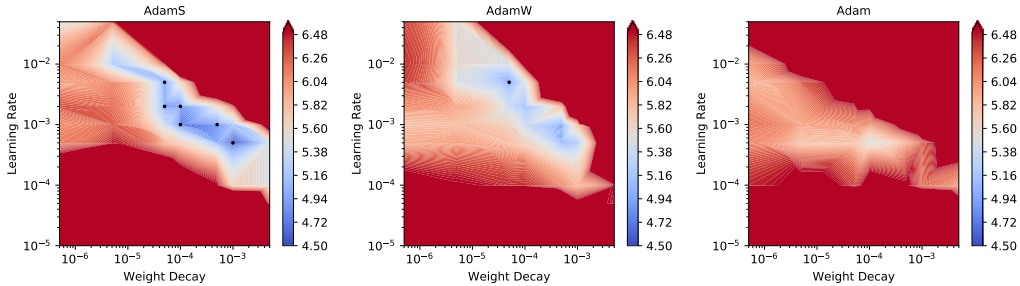


Figure 8: The test errors of ResNet18 on CIFAR-10. AdamS has a much deeper and wider basin near dark points ($\leq 4.9\%$). The optimal test error of AdamS, AdamW, and Adam are 4.52%, 4.90%, and 5.49%, respectively. The displayed weight decay value of AdamW has been rescaled by the factor ≈ 0.001 .

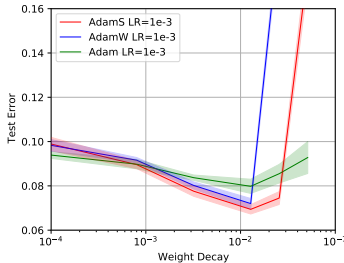


Figure 9: Rule 2 holds well for all of Adam, AdamW, and AdamS. ResNet18 on CIFAR-10.

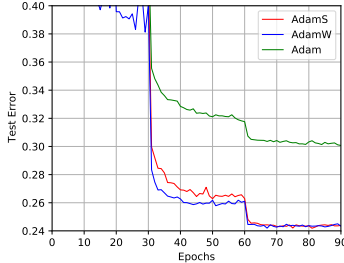


Figure 10: ResNet50 on ImageNet. The lowest Top-1 test errors of AdamS, AdamW, and Adam are 24.19%, 24.29%, and 30.07%, respectively.

curves of all adaptive gradient methods. The test performance of other models can be found in Table 1. Simply scheduling weight decay for Adam by SWD even outperforms complex Adam variants. We also note that most Adam variants surprisingly generalize worse than SGD (See Appendix C).

Robustness to the hyperparameters. Figure 7 further demonstrates that AdamS consistently outperforms Adam and AdamW under various weight decay hyperparameters. According to Figure 7, we also notice that the optimal decoupled weight decay hyperparameter in AdamW can be very different from L_2 regularization and SWD. Thus, AdamW requires re-tuning the weight decay hyperparameter in practice, which is time-consuming. Figure 8 shows that AdamS is more robust to the learning rate and weight decay than AdamW and Adam. AdamS has a much deeper and wider basin than AdamW and Adam. We leave the experiments with cosine annealing schedulers and warm restarts (Loshchilov and Hutter, 2016) in Appendix E, which also support that AdamS yields superior test performance.

Large-Batch Training. In Figure 9, we again verified that Rule 2 holds well on all of Adam, AdamW, and AdamS. We also note that, in the case that applies Rule 2, AdamS generalizes better than AdamW and Adam on large-batch training ($B = 16384$).

Image Classification on ImageNet. Figure 10 shows that, on the more challenging task on ImageNet, the improvement of AdamS over AdamW becomes limited.

Language Modeling. Figure 11 in Appendix C demonstrates that, for LSTM on Penn TreeBank, the standard L_2 regularization yields better test results than both Decoupled Weight Decay and SWD. The weight decay scheduler suitable for language models is an open problem.

6 CONCLUSION

Our theoretical analysis suggests that weight decay mainly has two effects. The effect that biases the learned solution is negative, while the effect that accelerates convergence is positive. Corollary 2 may

well explain the observation that, if we train neural networks with $\mathcal{O}(\lambda^{-1})$ iterations, the optimal weight decay tends to be zero. Our experiments on large-batch training shows that the learning-rate linear scaling rule sometimes is harmful to large-batch training due to bad convergence. We propose the weight-decay linear scaling rule for large-batch training as an alternative solution.

To maintain the stability of the stationary points, we propose a scheduler for weight decay, called SWD. Previous work did not studied how to design schedulers for weight decay. Our empirical results demonstrate that SWD often make improvements over L_2 regularization and Decoupled Weight Decay in multiple experiments. The generalization gap between SGD and Adam can be almost closed by a simple weight decay scheduler on CIFAR datasets. Although our analysis mainly focused on Adam, SWD can be easily combined with other Adam variants, too.

Finally, we discuss the limitations of SWD. While SWD makes significant improvements in first three experiments of Section 5, the experiments on ImageNet and Language Modeling suggest that the improvement of SWD may be marginal for too complex loss landscapes. This indicates that SWD as the first practical design for weight decay scheduling is not perfect. Because SWD is a stability-inspired scheduler. Our theory suggests that the art of scheduling weight decay is to balance the tradeoff between learning accurate minima and fast convergence. In future, it will be interesting to design weight decay schedulers that can accelerate convergence in the early training phase while learning stable and accurate minima in the late training phase. The potential of weight decay schedulers remains to be further explored.

ACKNOWLEDGEMENT

MS was supported by the International Research Center for Neurointelligence (WPI-IRCIN) at The University of Tokyo Institutes for Advanced Study.

REFERENCES

- Abadi, M., Barham, P., Chen, J., Chen, Z., Davis, A., Dean, J., Devin, M., Ghemawat, S., Irving, G., Isard, M., et al. (2016). Tensorflow: A system for large-scale machine learning. In *12th {USENIX} symposium on operating systems design and implementation ({OSDI} 16)*, pages 265–283.
- Chen, J. and Gu, Q. (2018). Closing the generalization gap of adaptive gradient methods in training deep neural networks. *arXiv preprint arXiv:1806.06763*.
- David, J. M. (1992). A practical bayesian framework for backprop networks. *Neural computation*.
- Goyal, P., Dollár, P., Girshick, R., Noordhuis, P., Wesolowski, L., Kyrola, A., Tulloch, A., Jia, Y., and He, K. (2017). Accurate, large minibatch sgd: training imagenet in 1 hour. *arXiv preprint arXiv:1706.02677*.
- Graves, A. (2011). Practical variational inference for neural networks. In *Advances in neural information processing systems*, pages 2348–2356.
- Hanson, S. J. and Pratt, L. Y. (1989). Comparing biases for minimal network construction with back-propagation. In *Advances in neural information processing systems*, pages 177–185.
- He, K., Zhang, X., Ren, S., and Sun, J. (2016). Deep residual learning for image recognition. In *Proceedings of the IEEE conference on computer vision and pattern recognition*, pages 770–778.
- Hochreiter, S. and Schmidhuber, J. (1997). Long short-term memory. *Neural computation*, 9(8):1735–1780.
- Hoffer, E., Banner, R., Golan, I., and Soudry, D. (2018). Norm matters: efficient and accurate normalization schemes in deep networks. In *Proceedings of the 32nd International Conference on Neural Information Processing Systems*, pages 2164–2174.
- Hoffer, E., Hubara, I., and Soudry, D. (2017). Train longer, generalize better: closing the generalization gap in large batch training of neural networks. In *Advances in Neural Information Processing Systems*, pages 1729–1739.

- Huang, G., Liu, Z., Van Der Maaten, L., and Weinberger, K. Q. (2017). Densely connected convolutional networks. In *Proceedings of the IEEE conference on computer vision and pattern recognition*, pages 4700–4708.
- Ioffe, S. and Szegedy, C. (2015). Batch normalization: Accelerating deep network training by reducing internal covariate shift. In *International conference on machine learning*, pages 448–456. PMLR.
- Jain, P., Kakade, S., Kidambi, R., Netrapalli, P., and Sidford, A. (2018). Parallelizing stochastic gradient descent for least squares regression: mini-batching, averaging, and model misspecification. *Journal of Machine Learning Research*, 18.
- Keskar, N. S., Mudigere, D., Nocedal, J., Smelyanskiy, M., and Tang, P. T. P. (2017). On large-batch training for deep learning: Generalization gap and sharp minima. In *International Conference on Learning Representations*.
- Kingma, D. P. and Ba, J. (2015). Adam: A method for stochastic optimization. *3rd International Conference on Learning Representations, ICLR 2015*.
- Krizhevsky, A. (2014). One weird trick for parallelizing convolutional neural networks. *arXiv preprint arXiv:1404.5997*.
- Krizhevsky, A. and Hinton, G. (2009). Learning multiple layers of features from tiny images.
- Krogh, A. and Hertz, J. A. (1992). A simple weight decay can improve generalization. In *Advances in neural information processing systems*, pages 950–957.
- Lewkowycz, A. and Gur-Ari, G. (2020). On the training dynamics of deep networks with l_2 regularization. *Conference on Neural Information Processing Systems*.
- Li, Z., Lyu, K., and Arora, S. (2020). Reconciling modern deep learning with traditional optimization analyses: The intrinsic learning rate. *Conference on Neural Information Processing Systems*, 33.
- Liu, L., Jiang, H., He, P., Chen, W., Liu, X., Gao, J., and Han, J. (2019). On the variance of the adaptive learning rate and beyond. In *International Conference on Learning Representations*.
- Loshchilov, I. and Hutter, F. (2016). Sgdr: Stochastic gradient descent with warm restarts. *arXiv preprint arXiv:1608.03983*.
- Loshchilov, I. and Hutter, F. (2018). Decoupled weight decay regularization. In *International Conference on Learning Representations*.
- Luo, L., Xiong, Y., Liu, Y., and Sun, X. (2019). Adaptive gradient methods with dynamic bound of learning rate. *7th International Conference on Learning Representations, ICLR 2019*.
- Ma, S., Bassily, R., and Belkin, M. (2018). The power of interpolation: Understanding the effectiveness of sgd in modern over-parametrized learning. In *International Conference on Machine Learning*, pages 3325–3334. PMLR.
- Mandt, S., Hoffman, M. D., and Blei, D. M. (2017). Stochastic gradient descent as approximate bayesian inference. *The Journal of Machine Learning Research*, 18(1):4873–4907.
- Marcus, M., Santorini, B., and Marcinkiewicz, M. A. (1993). Building a large annotated corpus of english: The penn treebank.
- Masters, D. and Luschi, C. (2018). Revisiting small batch training for deep neural networks. *arXiv preprint arXiv:1804.07612*.
- Neyshabur, B., Bhojanapalli, S., McAllester, D., and Srebro, N. (2017). Exploring generalization in deep learning. In *Advances in Neural Information Processing Systems*, pages 5947–5956.
- Paszke, A., Gross, S., Massa, F., Lerer, A., Bradbury, J., Chanan, G., Killeen, T., Lin, Z., Gimelshein, N., Antiga, L., et al. (2019). Pytorch: An imperative style, high-performance deep learning library. In *Advances in neural information processing systems*, pages 8026–8037.

- Reddi, S. J., Kale, S., and Kumar, S. (2019). On the convergence of adam and beyond. *6th International Conference on Learning Representations, ICLR 2018*.
- Sagun, L., Bottou, L., and LeCun, Y. (2016). Eigenvalues of the hessian in deep learning: Singularity and beyond. *arXiv preprint arXiv:1611.07476*.
- Sagun, L., Evci, U., Guney, V. U., Dauphin, Y., and Bottou, L. (2017). Empirical analysis of the hessian of over-parametrized neural networks. *arXiv preprint arXiv:1706.04454*.
- Shapiro, A. and Wardi, Y. (1996). Convergence analysis of gradient descent stochastic algorithms. *Journal of optimization theory and applications*, 91(2):439–454.
- Simonyan, K. and Zisserman, A. (2014). Very deep convolutional networks for large-scale image recognition. *arXiv preprint arXiv:1409.1556*.
- Szegedy, C., Liu, W., Jia, Y., Sermanet, P., Reed, S., Anguelov, D., Erhan, D., Vanhoucke, V., and Rabinovich, A. (2015). Going deeper with convolutions. In *Proceedings of the IEEE conference on computer vision and pattern recognition*, pages 1–9.
- Van Laarhoven, T. (2017). L2 regularization versus batch and weight normalization. *arXiv preprint arXiv:1706.05350*.
- Welling, M. and Teh, Y. W. (2011). Bayesian learning via stochastic gradient langevin dynamics. In *Proceedings of the 28th international conference on machine learning (ICML-11)*, pages 681–688.
- Wen, Y., Luk, K., Gazeau, M., Zhang, G., Chan, H., and Ba, J. (2020). An empirical study of stochastic gradient descent with structured covariance noise. In Chiappa, S. and Calandra, R., editors, *Proceedings of the Twenty Third International Conference on Artificial Intelligence and Statistics*, volume 108 of *Proceedings of Machine Learning Research*, pages 3621–3631. PMLR.
- Wenzel, F., Roth, K., Veeling, B., Swiatkowski, J., Tran, L., Mandt, S., Snoek, J., Salimans, T., Jenatton, R., and Nowozin, S. (2020). How good is the bayes posterior in deep neural networks really? In *International Conference on Machine Learning*, pages 10248–10259. PMLR.
- Wolfe, P. (1969). Convergence conditions for ascent methods. *SIAM review*, 11(2):226–235.
- Wu, J., Hu, W., Xiong, H., Huan, J., Braverman, V., and Zhu, Z. (2020). On the noisy gradient descent that generalizes as sgd. In *International Conference on Machine Learning*, pages 10367–10376. PMLR.
- Xie, Z., He, F., Fu, S., Sato, I., Tao, D., and Sugiyama, M. (2021a). Artificial neural variability for deep learning: On overfitting, noise memorization, and catastrophic forgetting. *Neural Computation*.
- Xie, Z., Sato, I., and Sugiyama, M. (2020a). Stable weight decay regularization. *arXiv preprint arXiv:2011.11152*.
- Xie, Z., Sato, I., and Sugiyama, M. (2021b). A diffusion theory for deep learning dynamics: Stochastic gradient descent exponentially favors flat minima. In *International Conference on Learning Representations*.
- Xie, Z., Wang, X., Zhang, H., Sato, I., and Sugiyama, M. (2020b). Adai: Separating the effects of adaptive learning rate and momentum inertia. *arXiv preprint arXiv:2006.15815*.
- Xie, Z., Yuan, I., Zhu, Z., and Sugiyama, M. (2021c). Positive-negative momentum: Manipulating stochastic gradient noise to improve generalization. *International Conference on Machine Learning*.
- Yin, D., Pananjady, A., Lam, M., Papailiopoulos, D., Ramchandran, K., and Bartlett, P. (2018). Gradient diversity: a key ingredient for scalable distributed learning. In *International Conference on Artificial Intelligence and Statistics*, pages 1998–2007. PMLR.
- You, Y., Gitman, I., and Ginsburg, B. (2017). Scaling sgd batch size to 32k for imagenet training. *arXiv preprint arXiv:1708.03888*.

- Zaheer, M., Reddi, S., Sachan, D., Kale, S., and Kumar, S. (2018). Adaptive methods for nonconvex optimization. In *Advances in neural information processing systems*, pages 9793–9803.
- Zaremba, W., Sutskever, I., and Vinyals, O. (2014). Recurrent neural network regularization. *arXiv preprint arXiv:1409.2329*.
- Zavriev, S. and Kostyuk, F. (1993). Heavy-ball method in nonconvex optimization problems. *Computational Mathematics and Modeling*, 4(4):336–341.
- Zhang, G., Li, L., Nado, Z., Martens, J., Sachdeva, S., Dahl, G., Shallue, C., and Grosse, R. B. (2019a). Which algorithmic choices matter at which batch sizes? insights from a noisy quadratic model. In *Advances in Neural Information Processing Systems*, pages 8196–8207.
- Zhang, G., Wang, C., Xu, B., and Grosse, R. (2019b). Three mechanisms of weight decay regularization. *International Conference on Learning Representations*.
- Zhang, J., He, T., Sra, S., and Jadbabaie, A. (2019c). Why gradient clipping accelerates training: A theoretical justification for adaptivity. In *International Conference on Learning Representations*.
- Zhu, Z., Wu, J., Yu, B., Wu, L., and Ma, J. (2019). The anisotropic noise in stochastic gradient descent: Its behavior of escaping from sharp minima and regularization effects. In *ICML*, pages 7654–7663.

A PROOFS

A.1 PROOF OF THEOREM 1

Proof. We first write the regularized loss function corresponding to SGD with vanilla weight decay as

$$f_t(\theta) = L(\theta) + \frac{\lambda'}{2\eta_t} \|\theta\|^2 \quad (12)$$

at t -th step.

If the corresponding L_2 regularization $\frac{\lambda'}{2\eta_t}$ is unstable during training, the regularized loss function $f_t(\theta)$ will also be a time-dependent function and has no non-zero stable stationary points.

Suppose we have a non-zero solution θ^* which is a stationary point of $f(\theta, t)$ at t -th step and SGD finds $\theta_t = \theta^*$ at t -th step.

Even if the gradient of $f_t(\theta)$ at t -step is zero, we have the gradient at $(t + 1)$ -th step as

$$g_{t+1} = \nabla f_{t+1}(\theta^*) = \lambda'(\eta_t^{-1} - \eta_{t+1}^{-1})\theta^*. \quad (13)$$

It means that $\|g_{t+1}\|^2 = \lambda'^2(\eta_t^{-1} - \eta_{t+1}^{-1})^2 \|\theta^*\|^2$.

To achieve convergence, we must have $\|g_{t+1}\|^2 = 0$.

It requires $(\eta_t^{-1} - \eta_{t+1}^{-1})^2 = 0$ or $\|\theta^*\|^2 = 0$.

Theorem 2.2 of Shapiro and Wardi (1996) told us that the learning rate should be small enough for convergence. Obviously, we have $\eta < \infty$ in practice.

As $\eta_t = \eta_{t+1}$ does not hold, SGD cannot converging to any non-zero stationary point.

The proof is now complete. \square

A.2 PROOF OF THEOREM 2

Proof. Under Assumption 1, we write the dynamics of SGD with weight decay as

$$\theta_t = \theta_{t-1} - \eta_t H(\theta_{t-1} - \theta^*) - \eta_t \xi_t - \eta_t \lambda \theta_{t-1} \quad (14)$$

Note that the stochastic gradient noise ξ is zero-mean, $\mathbb{E}[\xi] = 0$, where ξ is the difference of the true gradient and the stochastic gradient. The zero-mean property generally holds because SGD randomly selects minibatches from the whole training dataset, which is widely used in related papers (Xie et al., 2021c; Kingma and Ba, 2015; Reddi et al., 2019).

The dynamics above is equivalent to minimizing the training loss with L_2 regularization as

$$\theta_t = \theta_{t-1} - \eta_t \nabla L_{wd}(\theta) - \eta_t \xi_t, \quad (15)$$

where

$$\begin{aligned} L_{wd}(\theta) &= \frac{1}{2}(\theta - \theta^*)^\top H(\theta - \theta^*) + \lambda \theta^\top \theta \\ &= \frac{1}{2}(H + \lambda I)[\theta - H(H + \lambda I)^{-1}\theta^*]^2 + H\lambda(H + \lambda I)^{-1}\theta^*. \end{aligned} \quad (16)$$

Thus, we may rewrite the dynamics of SGD with weight decay as

$$\theta_t = \theta_{t-1} - \eta_t(H + \lambda I)[\theta_{t-1} - H(H + \lambda I)^{-1}\theta^*] - \eta_t \xi_t \quad (17)$$

$$\theta_t - H(H + \lambda I)^{-1}\theta^* = [I - \eta_t(H + \lambda I)](\theta_{t-1} - H(H + \lambda I)^{-1}\theta^*) - \eta_t \xi_t \quad (18)$$

$$\mathbb{E}[\theta_t - H(H + \lambda I)^{-1}\theta^*] = \mathbb{E} \left[\prod_{k=1}^t [I - \eta_k(H + \lambda I)](\theta_0 - H(H + \lambda I)^{-1}\theta^*) \right], \quad (19)$$

where the expectation of the stochastic gradient noise term is zero. As we care about the difference between the expected learned solution and the true minimum θ^* , we may further obtain

$$\mathbb{E}[\theta_t - H(H + \lambda I)^{-1}\theta^*] = \prod_{k=1}^t [I - \eta_k(H + \lambda I)](\theta_0 - H(H + \lambda I)^{-1}\theta^*) - \lambda(H + \lambda I)^{-1}. \quad (20)$$

In the case of the constant learning rate scheduler, we may simplify the equation above as

$$\mathbb{E}[\theta_t - H(H + \lambda I)^{-1}\theta^*] = [I - \eta(H + \lambda I)]^t(\theta_0 - H(H + \lambda I)^{-1}\theta^*) - \lambda(H + \lambda I)^{-1}. \quad (21)$$

The proof is now complete. \square

B EXPERIMENTAL DETAILS

Computational environment. The experiments are conducted on a computing cluster with GPUs of NVIDIA[®] Tesla[™] P100 16GB and CPUs of Intel[®] Xeon[®] CPU E5-2640 v3 @ 2.60GHz.

B.1 IMAGE CLASSIFICATION ON CIFAR-10 AND CIFAR-100

Data Preprocessing For CIFAR-10 and CIFAR-100: We perform the common per-pixel zero-mean unit-variance normalization, horizontal random flip, and 32×32 random crops after padding with 4 pixels on each side.

Hyperparameter Settings: We select the optimal learning rate for each experiment from $\{0.0001, 0.001, 0.01, 0.1, 1, 10\}$ for non-adaptive gradient methods. We use the default learning rate for adaptive gradient methods in the experiments of Table ??, while we compared Adam, AdamW, AdanS under various learning rates and batch sizes in the experiments of Figure 7 and Figure 8. In the experiments on CIFAR-10 and CIFAR-100: $\eta = 0.1$ for SGD and SGDS; $\eta = 0.001$ for Adam, AdamW, AdamW, AMSGrad, AdamW, AdaBound, and RAdam; $\eta = 0.01$ for Padam. For the learning rate schedule, the learning rate is divided by 10 at the epoch of $\{80, 160\}$ for CIFAR-10 and $\{100, 150\}$ for CIFAR-100, respectively. The batch size is set to 128 for both CIFAR-10 and CIFAR-100, unless we specify it on large-batch training.

The strength of L_2 regularization and SWD is default to 0.0005 as the baseline. Considering the linear scaling rule, we choose $\lambda_W = \frac{\lambda_{L_2}}{\eta}$. Thus, the weight decay of AdamW uses $\lambda_W = 0.5$ for CIFAR-10 and CIFAR-100. The basic principle of choosing weight decay strength is to let all optimizers have similar convergence speed.

We set the momentum hyperparameter $\beta_1 = 0.9$ for SGD and SGDS. As for other optimizer hyperparameters, we apply the default hyperparameter settings directly.

We repeated each experiment for three times in the presence of the error bars.

We leave the empirical results with the weight decay setting $\lambda = 0.0001$ in Appendix C.

B.2 LARGE-BATCH TRAINING ON CIFAR-10

Model: we always used the common ResNet18 for large-batch training.

Optimizer: we always used Adam and its variant as the optimizer, because adaptive gradient methods often outperform SGD in large-batch training.

The learning rate scheduler: Suppose the number of epochs is E , the learning rate is divided by 10 at the epoch of $\{0.4E, 0.8E\}$.

The default batch size is 16384 in large-batch training. The default weight decay is 0.0001 or follows Rule 2. The default learning rate is 0.001 or follows Rule 1.

As for other optimizer hyperparameters, we apply the default hyperparameter setting directly.

B.3 IMAGE CLASSIFICATION ON IMAGENET

Data Preprocessing For ImageNet: For ImageNet, we perform the per-pixel zero-mean unit-variance normalization, horizontal random flip, and the resized random crops where the random size (of 0.08 to 1.0) of the original size and a random aspect ratio (of $\frac{3}{4}$ to $\frac{4}{3}$) of the original aspect ratio is made.

Hyperparameter Settings for ImageNet: We select the optimal learning rate for each experiment from $\{0.0001, 0.001, 0.01, 0.1, 1, 10\}$ for all tested optimizers. For the learning rate schedule, the learning rate is divided by 10 at the epoch of $\{30, 60\}$. We train each model for 90 epochs. The batch size is set to 256. The weight decay hyperparameter of AdamS, AdamW, Adam are chosen from $\{5 \times 10^{-6}, 5 \times 10^{-5}, 5 \times 10^{-4}, 5 \times 10^{-3}, 5 \times 10^{-3}\}$. As for other optimizer hyperparameters, we still apply the default hyperparameter settings directly.

B.4 LANGUAGE MODELING

We use a classical language model, Long Short-Term Memory (LSTM) (Hochreiter and Schmidhuber, 1997) with 2 layers, 512 embedding dimensions, and 512 hidden dimensions, which has 14 million model parameters and is similar to the “medium LSTM” in Zaremba et al. (2014). Note that our baseline performance is better than the reported baseline performance in Zaremba et al. (2014). The benchmark task is the word-level Penn TreeBank (Marcus et al., 1993). We empirically compared AdamS, AdamW, and Adam under the common and same conditions.

Hyperparameter Settings. Batch Size: $B = 20$. BPTT Size: $bptt = 35$. Learning Rate: $\eta = 0.001$. We run the experiments under various weight decay selected from $\{10^{-4}, 5 \times 10^{-5}, 10^{-5}, 5 \times 10^{-6}, 10^{-6}, 5 \times 10^{-7}, 10^{-7}\}$. The dropout probability is set to 0.5. We clipped gradient norm to 1.

C SUPPLEMENTARY FIGURES AND RESULTS OF ADAPTIVE GRADIENT METHODS

Popular Adam variants often generalize worse than SGD. A few Adam variants tried to fix the hidden problems in adaptive gradient methods, including AdamW Loshchilov and Hutter (2018), AMSGrad (Reddi et al., 2019) and Yogi (Zaheer et al., 2018). A recent line of research, such as AdaBound (Luo et al., 2019), Padam (Chen and Gu, 2018), and RAdam (Liu et al., 2019), believes controlling the adaptivity of learning rates may improve generalization. This line of research usually introduces extra hyperparameters to control the adaptivity, which requires more efforts in tuning hyperparameters. However, we and Zhang et al. (2019c) found that this argument is contradicted with our comparative experimental results (see Table 1). In our empirical analysis, most advanced Adam variants may narrow but not completely close the generalization gap between adaptive gradient

Table 2: Test performance comparison of optimizers with $\lambda_{L_2} = \lambda_S = 0.0001$ and $\lambda_W = 0.1$, which is a common weight decay setting in related papers. AdamS still show better test performance than popular adaptive gradient methods and SGD.

DATASET	MODEL	SGD	ADAMS	ADAM	AMSGRAD	ADAMW	ADABOUND	PADAM	YOGI	RADAM
CIFAR-10	RESNET18	5.58	4.69	6.08	5.72	5.33	6.87	5.83	5.43	5.81
	VGG16	6.92	6.16	7.04	6.68	6.45	7.33	6.74	6.69	6.73
CIFAR-100	RESNET34	24.92	23.50	25.56	24.74	23.61	25.67	25.39	23.72	25.65
	DENSENET121	20.98	21.35	24.39	22.80	22.23	24.23	22.26	22.40	22.40
	GOOGLENET	21.89	21.60	24.60	24.05	21.71	25.03	26.69	22.56	22.35

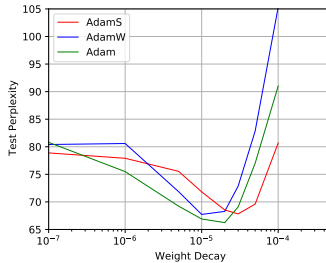


Figure 11: Language modeling under various weight decay. Note that the lower perplexity is better.

methods and SGD. SGD with a fair weight decay hyperparameter as the baseline performance usually generalizes better than recent adaptive gradient methods. The main problem may lie in weight decay. SGD with weight decay $\lambda = 0.0001$, a common setting in related papers, is often not a good baseline, as $\lambda = 0.0005$ often shows better generalization on CIFAR-10 and CIFAR-100 (see in Figures 18 and 20 of Appendix F). We also conduct comparative experiments with $\lambda = 0.0001$ (see Table 2 of Appendix C). Under the setting $\lambda = 0.0001$, while some existing Adam variants may outperform SGD sometimes due to the lower baseline performance of SGD, AdamS shows superior test performance. For example, for ResNet18 on CIFAR-10, the test error of AdamS is lower than SGD by nearly one point and no other Adam variant may compare with AdamS.

Language Modeling. It is well-known that, different from computer vision tasks, the standard Adam (with L_2 regularization) is the most popular optimizer for language models. Figure 11 in Appendix C demonstrates that the conventional belief is true that the standard L_2 regularization yields better test results than both Decoupled Weight Decay and SWD. The weight decay scheduler suitable for language models is an open problem.

We report the learning curves of all adaptive gradient methods in Figure 12. They shows that vanilla Adam with SWD can outperform other complex variants of Adam.

Figure 13 displays the scatter plot of training losses and test errors during final 40 epochs of training DenseNet121 on CIFAR-100.

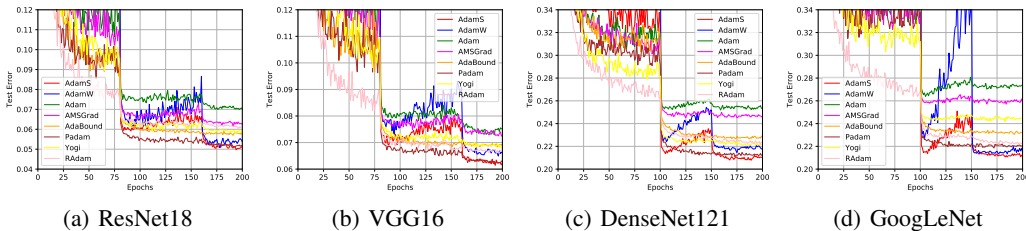


Figure 12: The learning curves of adaptive gradient methods.

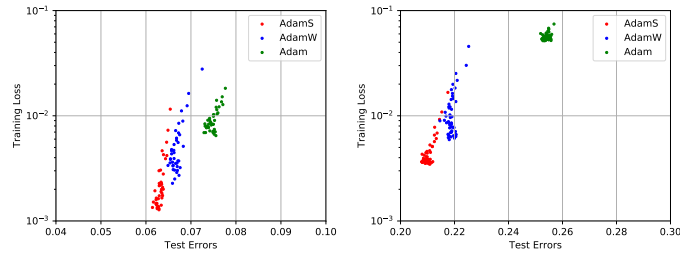


Figure 13: Even if with similar or higher training losses, AdamS still generalizes better than AdamW and Adam. The scatter plot of training losses and test errors during final 50 epochs of training VGG16 on CIFAR-10 and DenseNet121 on CIFAR-100.

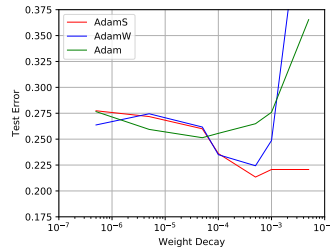


Figure 14: We compare the generalization of Adam, AdamW, and AdamS with various weight decay rates by training ResNet34 on CIFAR-100. The displayed weight decay of AdamW in the figure has been rescaled by the factor ≈ 0.001 . The optimal test performance of AdamS is significantly better than AdamW and Adam.

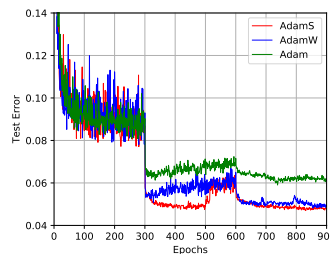


Figure 15: We train ResNet18 on CIFAR-10 for 900 epochs to explore the performance limit of AdamS, AdamW, and Adam. The learning rate is divided by 10 at the epoch of 300 and 600. AdamS achieves the most optimal test error, 4.70%.

Figure 14 displays the test performance of AdamS, AdamW, and Adam under various weight decay hyperparameters of ResNet34 on CIFAR-100.

We train ResNet18 on CIFAR-10 for 900 epochs to explore the performance limit of AdamS, AdamW, and Adam in Figure 15.

D ADDITIONAL ALGORITHMS

Algorithm 3 is the TensorFlow implementation for SGD.

Algorithm 4 is the implementation of Adai, AdaiW, and AdaiS. As $\frac{\beta_3}{1-\beta_1}$ is always 1 in Adai, AdaiW is identical to AdaiS.

We note that the implementation of AMSGrad in Algorithm 5 is the popular implementation in PyTorch. We use the PyTorch implementation in our paper, as it is widely used in practice.

Algorithm 3: SGD in TensorFlow

$$\begin{aligned} g_t &= \nabla L(\theta_{t-1}) + \lambda\theta_{t-1}; \\ m_t &= \beta_1 m_{t-1} - \eta g_t; \\ \theta_t &= \theta_{t-1} + m_t; \end{aligned}$$

Algorithm 4: Adai / AdaiS=AdaiW

$$\begin{aligned} g_t &= \nabla L(\theta_{t-1}) + \lambda\theta_{t-1}; \\ v_t &= \beta_2 v_{t-1} + (1 - \beta_2) g_t^2; \\ \hat{v}_t &= \frac{v_t}{1 - \beta_2^t}; \\ \bar{v}_t &= \text{mean}(\hat{v}_t); \\ \beta_{1t} &= (1 - \beta_0 \frac{\hat{v}_t}{\bar{v}_t}) \cdot \text{Clip}(0, 1 - \epsilon); \\ m_t &= \beta_{1t} m_{t-1} + (1 - \beta_{1t}) g_t; \\ \hat{m}_t &= \frac{m_t}{1 - \prod_{k=1}^t \beta_{1k}}; \\ \theta_t &= \theta_{t-1} - \eta \hat{m}_t - \eta \lambda \theta_{t-1}; \end{aligned}$$

Algorithm 5: AMSGrad/AMSGradW

$$\begin{aligned} g_t &= \nabla L(\theta_{t-1}) + \lambda\theta_{t-1}; \\ m_t &= \beta_1 m_{t-1} + (1 - \beta_1) g_t; \\ v_t &= \beta_2 v_{t-1} + (1 - \beta_2) g_t^2; \\ \hat{m}_t &= \frac{m_t}{1 - \beta_1^t}; \\ v_{max} &= \max(v_t, v_{max}); \\ \hat{v}_t &= \frac{v_{max}}{1 - \beta_2^t}; \\ \theta_t &= \theta_{t-1} - \frac{\eta}{\sqrt{\hat{v}_t + \epsilon}} \hat{m}_t - \eta \lambda \theta_{t-1}; \end{aligned}$$

Algorithm 6: AMSGradS

$$\begin{aligned} g_t &= \nabla L(\theta_{t-1}); \\ m_t &= \beta_1 m_{t-1} + (1 - \beta_1) g_t; \\ v_t &= \beta_2 v_{t-1} + (1 - \beta_2) g_t^2; \\ \hat{m}_t &= \frac{m_t}{1 - \beta_1^t}; \\ v_{max} &= \max(v_t, v_{max}); \\ \hat{v}_t &= \frac{v_{max}}{1 - \beta_2^t}; \\ \bar{v}_t &= \text{mean}(\hat{v}_t); \\ \theta_t &= \theta_{t-1} - \frac{\eta}{\sqrt{\hat{v}_t + \epsilon}} \hat{m}_t - \frac{\eta}{\sqrt{\bar{v}_t}} \lambda \theta_{t-1}; \end{aligned}$$

E SUPPLEMENTARY EXPERIMENTS WITH COSINE ANNEALING SCHEDULERS AND WARM RESTARTS

In this section, we conducted comparative experiments on AdamS, AdamW, and Adam in the presence of cosine annealing schedulers and warm restarts proposed by Loshchilov and Hutter (2016). We set the learning rate scheduler with a recommended setting of Loshchilov and Hutter (2016): $T_0 = 14$ and $T_{mul} = 2$. The number of total epochs is 210. Thus, we trained each deep network for four runs of warm restarts, where the four runs have 14, 28, 56, and 112 epochs, respectively. Other hyperparameters and details are displayed in Appendix B.

Our experimental results in Figures 16 and 17 suggest that AdamS consistently outperforms AdamW and Adam in the presence of cosine annealing schedulers and warm restarts. It demonstrates that, with various learning rate schedulers, the advantage of SWD may generally hold.

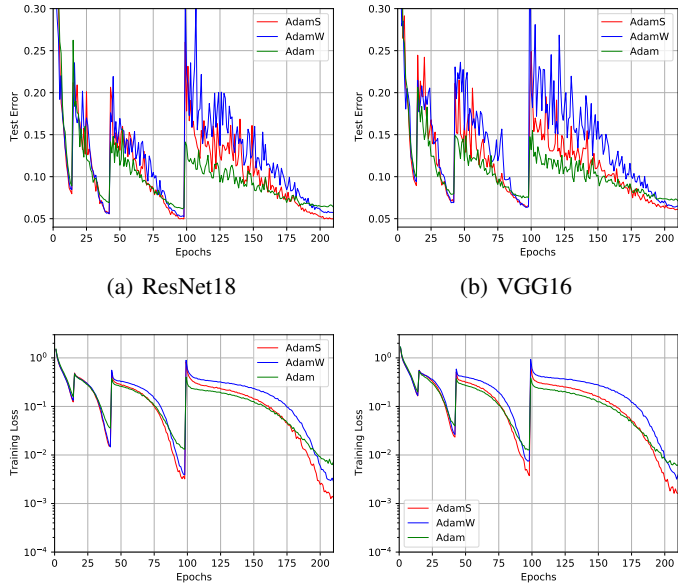


Figure 16: The learning curves of ResNet18 and VGG16 on CIFAR-10 with cosine annealing and warm restart schedulers. The weight decay hyperparameter: $\lambda_{L_2} = \lambda_S = 0.0005$ and $\lambda_W = 0.5$. Top Row: Test curves. Bottom Row: Training curves. AdamS yields significantly lower test errors and training losses than AdamW and Adam.

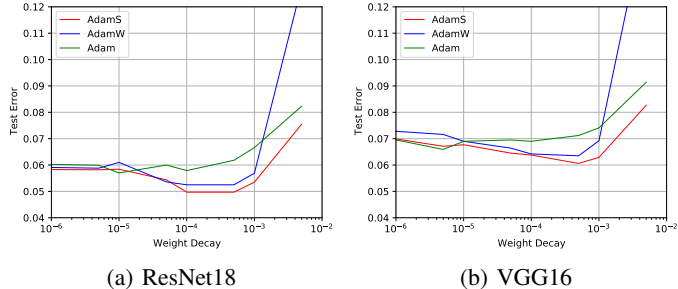


Figure 17: The test errors of ResNet18 and VGG16 on CIFAR-10 under various weight decay with cosine annealing and warm restart schedulers. AdamS yields significantly better optimal test performance than AdamW and Adam.

Moreover, we did not empirically observe that cosine annealing schedulers with warm restarts may consistently outperform the common piecewise-constant learning rate schedulers for adaptive gradient methods. We noticed that Loshchilov and Hutter (2016) empirically compared four-staged piecewise-constant learning rate schedulers with cosine annealing schedulers with warm restarts, and argue that cosine annealing schedulers with warm restarts are better. There may be two possible causes. First, three-staged piecewise-constant learning rate schedulers, which usually have a longer first stage and decay learning rates by multiplying 0.1, are the recommended settings, while the four-staged piecewise-constant learning rate schedulers in Loshchilov and Hutter (2016) are usually not optimal. Second, warm restarts may be helpful, while cosine annealing may be not. The ablation study on piecewise-constant learning rate schedulers with warm restarts is lacked. We argued that how to choose learning rate schedulers may still be an open question, considering the complex choices of schedulers and the complex loss landscapes.

F WEIGHT DECAY IN MOMENTUM

In this section, we rethink weight decay in Momentum.

It is also commonly believed that L_2 regularization is an optimal weight decay implementation when Adaptive Learning Rate is not involved. Almost all deep learning libraries directly use L_2 regularization as the default weight decay implementation. However, we reveal that L_2 regularization is not identical to decoupled weight decay Loshchilov and Hutter (2018) and sometimes harms performance slightly when Momentum is involved.

We take Stochastic Heavy Ball (SHB) (Zavriev and Kostyuk, 1993), which only uses fixed momentum inertia and dampening coefficients, as the studied example in the presence of Momentum, as SHB-style Momentum methods are widely used by many popular optimizers. SGD implemented in PyTorch (Paszke et al., 2019) is actually SHB with default hyperparameters. We write SHB with L_2 regularization and SHB with decoupled weight decay in Algorithm 7.

Algorithm 7: SGD/SGDW (SHB/SHBW)

$$\begin{aligned} g_t &= \nabla L(\theta_{t-1}) + \lambda \theta_{t-1}; \\ m_t &= \beta_1 m_{t-1} + \beta_3 g_t; \\ \theta_t &= \theta_{t-1} - \eta m_t - \eta \lambda \theta_{t-1}; \end{aligned}$$

Algorithm 8: SGDS (SHBS)

$$\begin{aligned} g_t &= \nabla L(\theta_{t-1}); \\ m_t &= \beta_1 m_{t-1} + \beta_3 g_t; \\ \theta_t &= \theta_{t-1} - \eta m_t - \frac{\beta_3}{1-\beta_1} \eta \lambda \theta_{t-1}; \end{aligned}$$

Inspired by Theorem 1, we propose SGD with SWD (SGDS) as

$$\begin{cases} m_t = \beta_1 m_{t-1} + \beta_3 g_t \\ \theta_t = \left[1 - \frac{\beta_3(1-\beta_1^t)}{1-\beta_1} \eta \lambda \right] \theta_{t-1} - \eta m_t, \end{cases} \quad (22)$$

where $\frac{\beta_3(1-\beta_1^t)}{1-\beta_1} \eta$ is the effective learning rate in SHB, as $m_t \approx \frac{\beta_3(1-\beta_1^t)}{1-\beta_1} \mathbb{E}[g_t]$. As $(1-\beta_1^t)$ converges to 1 soon, we use the simplified $\frac{\beta_3}{1-\beta_1} \eta$ as the bias correction in practice, where relatively large weight decay in the first dozen iterations can work like a model parameter initialization strategy. It is easy to see that the factor $\frac{\beta_3}{1-\beta_1}$ for weight decay is exactly the difference between our stable weight decay and decoupled weight decay suggested by Loshchilov and Hutter (2018). The pseudocode of SGDS is displayed in Algorithm 8. It may also be called SHB with SWD (SHBS).

Empirical Analysis on SGDS. We empirically verified that the optimal performance of SGDS/SGDW is often slightly better than the widely used vanilla SGD and SGD, as seen in Figures 18 and 20. We leave more empirical results of SGDS in Appendix G (see Table 3).

In Figure 18, the optimal performance of SGDS/SGDW is better than the widely used Vanilla SGD and SGD. For Vanilla SGD, SGD, and SGDS, we may choose $\lambda_{L_2} = \lambda_S = 0.0005$ to maintain the optimal performance. But we have to re-tune $\lambda_W = 0.005$ for SGDW. Hyperparameter Setting: $\beta_1 = 0$ for Vanilla SGD; $\beta_1 = 0.9$ for SGD, SGDW, and SGDS. We repeat each simulation for three runs. A similar experimental result for ResNet18 is presented in Appendix G. In Figure 19, we report the test performance of SGDS and SGD for ResNet18 on CIFAR-10 under various learning rates and weight decay. SGDS has a deeper blue basin than SGD.

It is not well-known that SGDW often outperforms SGD slightly. We believe it is mainly because people rarely know re-tuning λ_W based on $\frac{\beta_3}{1-\beta_1}$ is necessary for maintaining good performance when people switch from SGD to SGDW. As the effective learning rate of SGD is $\frac{\beta_3}{1-\beta_1} \eta$, the weight decay rate of SGDW is actually $R = \frac{1-\beta_1}{\beta_3} \lambda_W$ rather than λ_W . If we use different settings of β_1 and β_3 in decoupled weight decay, we will undesirably change the weight decay rate R unless we re-tune λ_W . However, people usually directly let $\lambda_W = \lambda_{L_2}$ for SGDW in practice. Figure 18 shows that, the optimal λ_{L_2} and λ_S in SGD (with $\beta_1 = 0.9$ and $\beta_3 = 1$) are both 0.0005, while the optimal λ_W is 0.005 instead. The optimal λ_{L_2} and λ_S are almost same, while the optimal λ_W is quite different. Thus, the advantage of SGDS over SGDW can save us from re-tuning the weight decay hyperparameter.

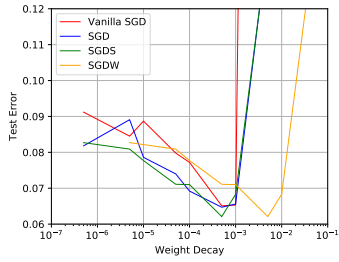


Figure 18: We compare the generalization of Vanilla SGD, SGD, SGDS, and SGDW under various weight decay hyperparameters by training VGG16 on CIFAR-10.

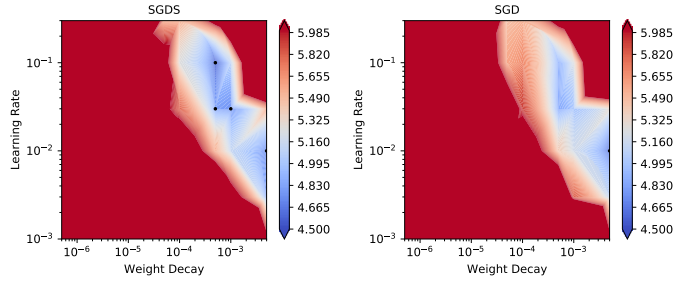


Figure 19: The test errors of ResNet18 on CIFAR-10. SGDS has a slightly deeper blue basin near dark points ($\leq 4.83\%$). The optimal choices of η and λ are very close for SGDS and SGD.

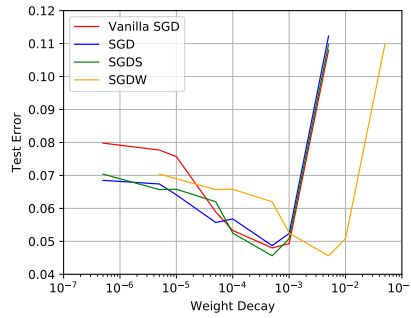


Figure 20: We compare the generalization of Vanilla SGD, SGD, SGDW, and SGDS with various weight decay hyperparameters by training ResNet18 on CIFAR-10. The optimal weight decay rates are near 0.0005 for all three weight implementations. The optimal performance of SGDS/SGDW is better than Vanilla SGD and SGD. For Vanilla SGD, SGD, and SGDS, we may safely choose $\lambda_{L_2} = \lambda_S = 0.0005$. But we have to re-tune $\lambda_W = 0.005$ for SGDW. Hyperparameter Setting: $\beta_1 = 0$ for Vanilla SGD; $\beta_1 = 0.9$ for SGD, SGDW, and SGDS.

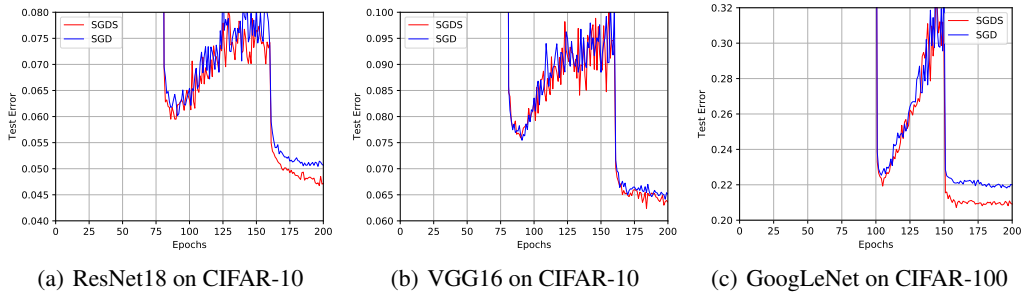


Figure 21: Generalization analysis on SGDS and SGD with L_2 regularization. Hyperparameter Setting: $\lambda_S = \lambda_{L_2} = 0.0005$ and $\beta_1 = 0.9$.

Table 3: Test performance comparison of Adai, AdaiS, SGD, and SGDS. Stable/Decoupled Weight Decay often outperform L_2 regularization for optimizers involving in momentum. We report the mean and the standard deviations (as the subscripts) of the optimal test errors computed over three runs of each experiment.

DATASET	MODEL	ADAIS	ADAI	SGDS	SGD
CIFAR-10	RESNET18	4.59 _{0.16}	4.74 _{0.14}	4.69 _{0.09}	5.01 _{0.03}
	VGG16	5.81 _{0.07}	6.00 _{0.09}	6.28 _{0.07}	6.42 _{0.02}
CIFAR-100	DENSENET121	19.44 _{0.21}	19.59 _{0.38}	19.61 _{0.26}	19.81 _{0.33}
	GOOGLENET	20.50 _{0.25}	20.55 _{0.32}	20.68 _{0.03}	21.21 _{0.29}

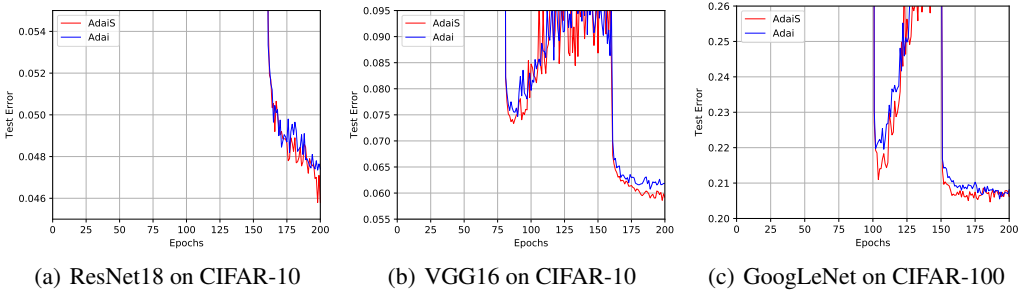


Figure 22: Generalization analysis on AdaiS and Adai with L_2 regularization. Hyperparameter Setting: $\lambda_S = \lambda_{L_2} = 0.0005$.

G SUPPLEMENTARY RESULTS OF SGD WITH MOMENTUM AND ADAI

We compare SGDS, SGDW, vanilla SGD and SGD under various weight decay hyperparameters by training ResNet18 on CIFAR-10. We observe that the optimal performance of SGDS/SGDW is better than vanilla SGD and SGD in Figure 20. The advantage of SGDS over SGDW is that we do not need to fine-tune the weight decay hyperparameters based on $\frac{\beta_3}{1-\beta_1}$.

We report the learning curves of SGD and SGDS in Figure 21. SGDS compares favorably with SGD.

Based on a diffusion theoretical framework (Xie et al., 2021b), Xie et al. (2020b) proposed Adaptive Inertia Estimation (Adai) that uses adaptive momentum inertia instead of Adaptive Learning Rate to help training. Adaptive inertia can be regarded as an inertia-adaptive variant of SHB. The previous analysis on SHB can be easily generalized to Adai. We display Adai with SWD (AdaiS) in Algorithm 4. We report the learning curves of Adai and AdaiS in Figure 22, which may verify the generalization advantage of AdaiS over Adai.