

Making mean-estimation more efficient using an MCMC trace variance approach: DYNAMITE

Cyrus Cousins¹, Shahrzad Haddadan², and Eli Upfal³

^{1,2,3} Department of Computer Science, Brown University

² Data Science Initiative, Brown University

¹ cyrus_cousins@brown.edu

² shahrzad_haddadan@brown.edu

³ eli_upfal@brown.edu

Abstract

The *Markov-Chain Monte-Carlo* (MCMC) method has been used widely in the literature for various applications, in particular *estimating the expectation* $\mathbb{E}_\pi[f]$ of a function $f : \Omega \rightarrow [a, b]$ over a distribution π on Ω (a.k.a. *mean-estimation*), to within ε *additive error* (w.h.p.). Letting $R \doteq b - a$, standard *variance-agnostic* MCMC mean-estimators run the chain for $\tilde{O}(\frac{TR^2}{\varepsilon^2})$ steps, when given as input an (often loose) upper-bound T on the *relaxation time* τ_{rel} . When an upper-bound V on the *stationary variance* $v_\pi \doteq \mathbb{V}_\pi[f]$ is known, $\tilde{O}(\frac{TR}{\varepsilon} + \frac{TV}{\varepsilon^2})$ steps suffice. We introduce the DYNAMIC MCMC Inter-Trace variance Estimation (DYNAMITE) algorithm for mean-estimation. We define the *inter-trace variance* v_T for any trace length T , and show that w.h.p., DYNAMITE estimates the mean within ε additive error within $\tilde{O}(\frac{TR}{\varepsilon} + \frac{\tau_{\text{rel}}v_{\text{trrel}}}{\varepsilon^2})$ steps, without *a priori* bounds on v_π , the variance of f , or the trace variance v_T .

When ε is small, the dominating term is $\tau_{\text{rel}}v_{\text{trrel}}$, thus the complexity of DYNAMITE principally depends on the *a priori unknown* τ_{rel} and v_{trrel} . We believe in many situations $v_T = o(v_\pi)$, and we identify two cases to demonstrate it. Furthermore, it always holds that $v_{\text{trrel}} \leq 2v_\pi$, thus the worst-case complexity of DYNAMITE is $\tilde{O}(\frac{TR}{\varepsilon} + \frac{\tau_{\text{rel}}v_\pi}{\varepsilon^2})$, improving the dependence of classical methods on the loose bounds T and V . To demonstrate the superiority of DYNAMITE over classic approaches, and as a showcase for our techniques, we use it as a *mean-estimation gadget* to count colorings in graphs drawn from a *planted partition* model with $\#E$ edges and r partitions. DYNAMITE improves the complexity of Jerrum’s algorithm for counting proper colorings to $\tilde{O}(\tau_{\text{rel}}((\#E)^2 + (\#E)^3/r))$, as compared to the classic bound $\tilde{O}(T(\#E)^3)$.

1 Introduction and Related Work

Assume we have a bounded, real-valued function $f : \Omega \rightarrow [a, b]$, and a distribution π defined on the domain Ω , and our goal is to estimate the average of this function, $\mu = \mathbb{E}_\pi[f(x)]$. Having enough samples from π , one can estimate μ by taking the average of such samples, usually referred to as the *empirical mean* $\hat{\mu}$. The accuracy of such estimation depends on the variance of f and the number of samples. Unfortunately, it is NP-hard to sample from π is NP-hard for many interesting problems, but Markov chains can often be used to *approximately sample* from π [ALW97, BW91, Wil04, Ran06, LP17].

Classical *Markov Chain Monte Carlo* (MCMC) approaches work by analytically determining a sufficient quantity m of approximately-independent samples to estimate μ , and then generating such samples by running a Markov chains. One approach is to run m copies of a Markov chain \mathcal{M} converging to a stationary distribution π for T steps, where T is chosen to exceed the *mixing time* τ_{mix} , which ensures each sample is approximately π -distributed (formally defined in section 2). Another approach is to run a *single instance* of a Markov chain for a larger number of steps, and estimate μ from these samples (rather than restarting the chain every T steps to collect a single sample). In this approach, $m \propto \tau_{\text{rel}}$ samples are required, thus we assume an upper-bound T on the *relaxation time* τ_{rel} . Unfortunately, because MCMC is generally used with distributions too complicated to analyze precisely, we lack sharp bounds on $v_\pi \doteq \mathbb{V}_\pi[f]$, and furthermore, it

is often difficult to sharply bound τ_{mix} (or τ_{rel}) analytically [Gur16, LP17, LW98]. In this work, we extend the second approach to reduce dependence on the relaxation-time upper-bound T , where $T \geq \tau_{\text{rel}}$.

A series of papers analyses the sample complexity of such approaches [Lez98, Mia12, Pau15, JSF18, MU17, CLLM12, FJS18, LP04, Pes73], finding it to be $\tilde{O}(T(V/\varepsilon^2 + R/\varepsilon))$ for variance-aware bounds, where $V \geq v_\pi$, $R \doteq b - a$, and \tilde{O} hides log factors. For variance-agnostic bounds, which assume no prior knowledge of v_π , the bound becomes $\tilde{O}(TR^2/\varepsilon^2)$ (see theorems 2.3 and 2.4 for more details). The drawbacks of these approaches are twofold: (1), these algorithms need *a priori bounds* on the *relaxation time* τ_{rel} , and the more-efficient variance-aware methods need *a priori* $V \geq v_\pi$, and (2), the *complexity* of these methods depend on the upper-bounds they receive as input, and are thus inefficient when given loose upper-bounds.

Mean estimation using MCMC has enormous applications in other fields of science such as Computational Biology [VRU16, VCUR12, VUR12, VUR11, EDO02, APO⁺18], Chemistry [Gil07], Statistical Physics [DMM07, MR01, Dia09, CA16], various subfields of Computer Science e.g. Statistical Learning, Image Processing, etc [FLM13, SAB⁺19, YK06, TZ02]. An important application is the well celebrated result of Jerrum, Valient and Vazirani (henceforth denoted JVV) which reduces estimating the *size* of a *self-reducible set* to estimating the *means* of \mathcal{I} functions, obtained in separate intermediate phases [JVV86].

This method has been employed to various combinatorial problems, such as *counting linear extensions* of arbitrary *partially-ordered sets* [BW91], *proper k -colorings* of arbitrary graphs [Jer95], and *perfect matchings* of arbitrary *bipartite graphs* (or, more generally, permanent estimation) [JSV04]. Using an *accelerated cooling schedule*, Bezákóá, Štefankovic, Vazirani and Vigoda [BvVV06] improved the complexity of the JVV reduction by decreasing the number of intermediate phases. Following the same strategy, various papers provided estimators for Gibbs partition functions [SVV07, Hub15, DGH07, Kol18].

In this work, we show that the *inter-trace variance* v_T better characterizes MCMC sample-complexity than the *stationary variance* v_π (used by classic methods). In particular, we present and analyze the DYNAMITE algorithm. DYNAMITE works by running a Markov chain for $T \geq \tau_{\text{rel}}$ steps, and *averaging* f along the trace. This average will be our first sample, namely f_{avg}^1 . We repeat, running the chain to collect samples $f_{\text{avg}}^1, f_{\text{avg}}^2, \dots$, while estimating the *inter-trace variance* $v_T \doteq \mathbb{V}[f_{\text{avg}}]$, which is often much smaller than v_π . By using a *progressive sampling schedule*, DYNAMITE dynamically adapts its sample consumption based on the underlying Markov chain, and we show that w.h.p., sample consumption is $\tilde{O}(\frac{TR}{\varepsilon} + \frac{Tv_T}{\varepsilon^2})$.

Taking $T = \tau_{\text{rel}}$, we denote that inter-trace variance by $v_{\tau_{\text{rel}}}$, and show that $\tilde{O}(\frac{TR}{\varepsilon} + \frac{Tv_T}{\varepsilon^2}) = \tilde{O}(\frac{TR}{\varepsilon} + \frac{\tau_{\text{rel}}v_{\tau_{\text{rel}}}}{\varepsilon^2})$. Note that this improves the sample complexity of traditional variance-agnostic approaches, and also dominates variance-aware approaches when ε is small *despite assuming no a priori knowledge of v_T* .

Moreover, the complexity of DYNAMITE is primarily dependent on the *a priori unknown* relaxation and variance rather than their loose upper bounds, which limited the standard approaches. Note that while T appears in DYNAMITE and its sample complexity bound, its contribution is negligible for small ε , and a loose T bound is compensated for by earlier termination.

Our goal in this paper is to demonstrate the significance of using the *inter trace variance* v_T instead of the stationary variance v_π . We develop techniques to theoretically guarantee $v_T = o(v_\pi)$ in specific scenarios. As a showcase, we use DYNAMITE as a *mean-estimation gadget* in the JVV counting-sampling reduction and reduce the sample complexity of all of the intermediate phase. Note that while the JVV reduction is sub optimal (as described above), we chose it for its elegance and simplicity, and to clearly illustrate the benefits of DYNAMITE and to demonstrate our proof techniques and the inter-trace variance. We leave the question of whether DYNAMITE improves the complexity of the accelerated cooling schedules or Gibbs partition function estimators for future work. Our mean estimator DYNAMITE improves the complexity of the standard reduction of JVV from $\tilde{O}(\mathcal{I}^3T)$ to $\tilde{O}(\mathcal{I}^3Tv_T)$, where $v_T < 1/4$ and potentially $o(1)$. We prove an improvement by a factor r for counting proper k coloring in graphs generated from the *planted partitions* model with r partitions.

Exact counting of the number of proper k colorings is known to be #P-hard [Val79], thus research has been conducted to find a *fully polynomial time randomized approximation scheme* (FPRAS) for this problem. In the light of JVV reduction, to have a FPRAS, it suffices to have an *almost uniform sampler* for it (e.g., a rapidly mixing Markov chain). Jerrum [Jer95] was the first to introduce a Markov chain converging to the uniform distribution on all proper colorings of an arbitrary graph (see definition 4.1), and he showed that the Markov chain's mixing time is *polynomial* when the number of colors k is at least twice the maximum

degree of the graph, i.e., $k > 2d_{\max}$. Furthermore, he tailored the counting sampling reduction of [JVV86] to this problem (see Section 4 or [Jer95] for more details).

After Jerrum’s result, numerous papers presented rapidly mixing results to relax the $k > 2d_{\max}$ condition. Until 2019, the strongest result applicable to any graph was due to Vigoda [Vig99] who proved an upper bound of $(\#V)^2$ for the mixing time¹ when $k >^{11/6} d_{\max}$, $\#V$ being the number of vertices. This result was slightly improved [CDM⁺19], and the same bound on the mixing time holds when $k \geq (^{11/6} - \epsilon)d_{\max}$, ϵ being $1/84000$. Other results have been obtained for restricted families of graphs, such as *sparse graphs*, *bounded girth graphs*, *trees*, *triangle-free graphs* [DF03, TVVY12, HVV07, DFHV04, HV05, Var18, DGG⁺00, CGSV20], as surveyed by Vigoda and Frieze [FV07].

Our goal here is to employ DYNAMITE to estimate *mean values* at each intermediate phase of JVV by running *any of the above Markov chain* for *asymptotically fewer* steps. Note that DYNAMITE’s complexity is oblivious to any known bounds on mixing or relaxation time. Thus it potentially results in better performance. We prove better performance in particular for graphs generated from the *planted partition model*. We emphasize that the algorithm’s execution is oblivious to any structural information of the input graph, thus it need not determine whether its input is a planted partition (a rather difficult problem [MNS14]).

Road map The paper is organized as follows: Section 2 contains all the preliminaries, important definitions, and classical results that we will be using in our proofs. In Section 3, we introduce our algorithm, and provide a proof sketch for its correctness and efficiency. These proofs are presented in full detail in Section 5. Lastly, in Section 4, we employ our method to the counting sampling reduction of Jerrum, Valient, and Vazirani [JVV86]. Our analysis is in particular presented for proper colorings, but holds with trivial modifications for most Glauber dynamics chains. We finish this introduction by summarizing our contributions. Table 1 contrasts our sample complexity with classic approaches.

Our Contributions:

1. We introduce the *inter-trace variance* v_T , which characterizes the sample complexity of MCMC-mean estimators better than v_π . Taking $T = \tau_{\text{rel}}$, we always have $v_{\tau_{\text{rel}}} \leq v_\pi$, furthermore, we identify conditions under which $v_{\tau_{\text{rel}}} = o(v_\pi)$. We conjecture that this is common, and show a technique for bounding v_T , when simpler *projection chain* approximates f ’s image on MCMC-traces.

2. Leveraging v_T , we design DYNAMITE. Under the standard MCMC assumptions of known relaxation time bound $T \geq \tau_{\text{rel}}$ and bounded range R , DYNAMITE requires $\tilde{O}\left(\frac{TR}{\epsilon} + \frac{\tau_{\text{rel}}v_{\tau_{\text{rel}}}}{\epsilon^2}\right)$ samples, *without assuming* any *a priori* knowledge of τ_{rel} , $v_{\tau_{\text{rel}}}$ or v_T . For small ϵ , note that while DYNAMITE takes a loose upper bound on τ_{rel} as input, its complexity depends on τ_{rel} and $v_{\tau_{\text{rel}}}$; this is particularly impactful, as practical MCMC efficacy is often limited by loose bounds on τ_{rel} , and upper bounding $v_{\tau_{\text{rel}}}$ is seldom an easy task.

3. DYNAMITE’s sample complexity is always better than classic MCMC mean-estimators, since it reduces the dependency on loose upper bounds T and V . Furthermore, if $v_T = o(v_\pi)$, then DYNAMITE is asymptotically better than classic algorithms. We note that complexity of DYNAMITE depends on v_T oblivious to any prior knowledge of v_T .

4. We identify conditions under which $v_T = o(v_\pi)$ (thus DYNAMITE outperforms classic methods). We conjecture that this is common, and show a technique for bounding v_T , when a simpler *projection chain* approximates f ’s image on MCMC-traces. To illustrate the method, we employ DYNAMITE as a *mean-estimation gadget* in the *counting-sampling* reduction of Jerrum, Valient and Vazirani [JVV86], improving the sample complexity of *counting proper colorings* in *planted partitions*² of r communities and $\#E$ edges to $\tilde{O}\left(\tau_{\text{rel}}\left((\#E)^2 + \frac{(\#E)^3}{r}\right)\right)$, as compared to the bound $\tilde{O}(T(\#E)^3)$ of [Jer95], while assuming no knowledge of the planted-partition structure of the graph.

2 Preliminaries

In this section, we first introduce notation that we use throughout the text and relevant theorems from the literature. Throughout this work, we take $f : \Omega \rightarrow [a, b]$ to be a function, and π a probability distribution on Ω . We define the *mean* and *stationary variance* of f as $\mu \doteq \mathbb{E}_{x \sim \pi}[f] \doteq \int_{\Omega} f(x) d\pi(x)$ and $v_\pi \doteq \mathbb{V}_\pi(f) =$

¹We note that an upper bound on mixing time is also an upper bound on the relaxation time.

²A generalization of the Erdős Rényi model for graphs with communities, see definition 5.3.

	Estimating function f with range R	JVV reduction with \mathcal{I} intermediate phases mixing time T	JVV counting colorings in planted partitions with r communities $\#V = n, \varepsilon = \delta = \frac{1}{r}$
DYNAMITE	$\log\left(\frac{\log R/\varepsilon}{\delta}\right) \left(\frac{TR}{\varepsilon} + \frac{\tau_{\text{rel}}v_{\text{rel}}}{\varepsilon^2}\right)$	$\log\left(\frac{\mathcal{I}\log 1/\varepsilon}{\delta}\right) \left(T\frac{\mathcal{I}^2}{\varepsilon} + \tau_{\text{rel}}v_{\text{rel}}\frac{\mathcal{I}^3}{\varepsilon^2}\right)$	$n^2\left((\#E)^2 + \frac{(\#E)^3}{r}\right)$
Classic algorithm	$T\log\left(\frac{1}{\delta}\right) \left(\frac{V}{\varepsilon^2} + \frac{R}{\varepsilon}\right)$, variance aware $T\log\left(\frac{1}{\delta}\right) \left(\frac{R^2}{\varepsilon^2}\right)$, variance agnostic.	$T\mathcal{I}^3\frac{1}{\varepsilon^2}\log\left(\frac{\mathcal{I}}{\delta}\right)$	$n^2(\#E)^3$

Table 1: A sample-complexity comparison of our algorithm vs prior work. All in Landau \mathcal{O} notation.

$\mathbb{E}_{x \sim \pi}[(f(x) - \mu)^2]$, respectively. An *MCMC mean-estimator* estimates μ by sampling a trace of a Markov chain.

2.1 The Inter-Trace Variance

MCMC Terminology A Markov chain \mathcal{M} on sample space Ω is a sequence of random variables X_1, X_2, \dots that is *memoryless*. The evolution of \mathcal{M} is characterized by its *transition matrix*; here we abuse notation and also use \mathcal{M} to represent its transition matrix, i.e., for any $x, y \in \Omega$, $\mathcal{M}(x, y) \doteq \mathbb{P}(X_i = y | X_{i-1} = x)$, and thus $\mathbb{P}(X_{i+k} = y | X_i = x) = \mathcal{M}^k(x, y)$, where \mathcal{M}^k is the standard matrix powering notation. When ν is a probability distribution on Ω , by $\mathcal{M}(\nu)$ we mean the distribution of X_i when $X_{i-1} \sim \nu$. The distribution of the chain after k steps of \mathcal{M} is denoted by $X_{i+k} = \mathcal{M}^k(X_i)$. We call such a sequence of random variables generated by \mathcal{M} a *trace* of Markov chain \mathcal{M} . We use *vector notation* to denote traces of Markov chains, e.g., $\vec{X}_{1:T} : X_1, X_2, \dots, X_T$ is a length- T trace of \mathcal{M} (we drop the subscript 1:T when the length is clear from context). We assume all the Markov chains we discuss are ergodic and lazy³ (see [LP17] if not familiar with definitions), and denote the *stationary distribution* by π , *mixing time* by τ_{mix} , the second largest eigenvalue by λ and the relaxation time by τ_{rel} . Note that $\tau_{\text{rel}} \doteq (1 - \lambda)^{-1}$ and it is closely related to τ_{mix} as $(\tau_{\text{rel}}(\mathcal{M}) - 1) \ln(2) \leq \tau_{\text{mix}}(\mathcal{M}) \leq \tau_{\text{rel}}(\mathcal{M}) \ln(2/\sqrt{\pi_{\text{min}}})$, see [LP17].

We are interested in designing algorithms to estimate μ by collecting samples from π by running \mathcal{M} . Assume $\vec{X} : X_1, X_2, \dots, X_m$ is a trace of length m of \mathcal{M} , we define the empirical mean $\hat{\mu}(\vec{X})$ as $\hat{\mu}(\vec{X}) = \frac{1}{m} \sum_{i=1}^m f(X_i)$. Note that $\hat{\mu}$ is an *unbiased estimator* for μ , i.e., $\mathbb{E}[\hat{\mu}(\vec{X})] = \mu$. Since \vec{X} are not i.i.d. samples we can not use the standard Bessel's correction as unbiased variance estimator. Therefore, we devise a novel MCMC *unbiased estimator for variance* which is based on running two independent Markov chains in parallel and averaging the square difference of f in them (see definition 3.2).

We now introduce the *trace variance* v_T which is the backbone of our proposed algorithm DYNAMITE. Since DYNAMITE uses progressive sampling to estimate v_T , it requires no a priori knowledge of v_T or v_π .

Inter-Trace Variance On the set of all traces of length T , we define the probability distribution $\pi^{(T)}$ as $\pi^{(T)}(\vec{X}_{1:T}) \doteq \pi(X_1) \prod_{i=1}^{T-1} \mathcal{M}(X_i, X_{i+1})$. For an arbitrary F defined on Ω^T , by $\mathbb{E}_{\vec{X} \sim \pi^{(T)}}[F(\vec{X})]$, we mean the expectation of F on any trace of length T of the Markov chain when $X_1 \sim \pi$, and other consecutive X_i s follow the transition of the Markov chain. For arbitrary T and $\vec{X}_{1:T}$, we define $f_{\text{avg}}(\vec{X}_{1:T}) \doteq \frac{1}{T} \sum_{i=1}^T f(X_i)$. Note that by linearity of expectation, $\mathbb{E}_{\vec{X} \sim \pi^{(T)}}[f_{\text{avg}}(\vec{X})] = \mu$. We denote the variance of f_{avg} by v_T , i.e. $v_T \doteq \mathbb{E}_{\vec{X} \sim \pi^{(T)}}[(f_{\text{avg}}(\vec{X}) - \mu)^2]$. Note that under independence, we have $v_T = \frac{v_\pi}{T}$, and for mixing processes (see Thm. 3.1 of [Pau15]), we get

$$\frac{1}{T}v_\pi \leq v_T \leq \frac{2\tau_{\text{rel}}}{T}v_\pi . \quad (1)$$

When the trace variance is significantly smaller than the stationary variance (i.e., $v_T = o(v_\pi)$), DYNAMITE outperforms classical methods. This occurs when T is a loose upper-bound on the relaxation time, since in that case $v_T \leq (2\tau_{\text{rel}}/T)v_\pi$. More interestingly, it occurs, for instance, when f partitions the state

³We explicitly note when reversibility is needed.

space of \mathcal{M} in such a way that the *projection chain* (defined below in definition 2.1) has a much smaller relaxation time. In this scenario, even for tight bounds on τ_{rel} , i.e., $T = \tau_{\text{rel}}$, we have $v_{\tau_{\text{rel}}} = o(v_{\pi})$.

Definition 2.1. [Projection chain [LP17]] Having an equivalence relationship \simeq on Ω and classes $\tilde{\Omega} = \{[x]; x \in \Omega\}$ such that if $x \simeq x'$, then $\mathcal{M}(x, [y]) = \mathcal{M}(x', [y])$, we call the Markov chain $\tilde{\mathcal{M}}$ with state space $\tilde{\Omega}$ transition probabilities $\tilde{\mathcal{M}}([x], [y]) = \mathcal{M}(x, [y])$ a projection chain (see section 2.3 of [LP17] for full discussion).

In example 2.1, we introduce a class of functions having equal *means* and *stationary variances*, but projecting differently on traces of a fixed chain. Thus we can prove that while they all have equal v_{π} , under appropriate parameterization, v_T can take any arbitrary value in the range of equation 1.

Example 2.1. Consider the Markov chain \mathcal{C} , known as the cycle, defined on $[n] = \{1, 2, \dots, n\}$ having transition probabilities: $\mathcal{C}(i, i) = 1/2$, $\mathcal{C}(i, i+1) = 1/4$ and $\mathcal{C}(i, i-1) = 1/4$, where $i-1$ and $i+1$ are taken mod n . Clearly the stationary distribution on this chain is uniform, and it is well known that the mixing time and relaxation time are both $\Theta(n^2)$.

The following class of functions defined on $[n]$ all satisfy $\mathbb{E}_{\pi}(f_i) = 1/2$ and $v_{\pi}(f_i) = 1/4$. However, as shown in lemma 2.2, each has a different value for v_T , covering the entire spectrum in equation 1:

For $1 \leq i \leq n/2$, let $f_i : [n] \rightarrow \{0, 1\}$ be $f_i(x) = 0$ if and only if $x \bmod 2i < i$, so f_i 's image on the cycle is consecutive length- i runs of 0s and 1s (see fig. 1). Note that in the two extreme cases, we have, (1) $f_1 : [n] \rightarrow \{0, 1\}$, $f_1(x) = 0$ if and only if $x \bmod 2 = 0$, and (2) $f_{n/2} : [n] \rightarrow \{0, 1\}$, $f_{n/2}(x) = 0$ if and only if $x \leq n/2$.

On equivalence classes of mod 2, we find the corresponding projection chain, denoted by \mathcal{C}_{f_1} , which has transition probabilities: $\mathcal{C}_{f_1}(0, 1) = \mathcal{C}_{f_1}(1, 0) = 1/4$ and $\mathcal{C}_{f_1}(0, 0) = \mathcal{C}_{f_1}(1, 1) = 1/2$. Similarly, for arbitrary i , we denote the projection chain on equivalence classes of mod $2i$ by \mathcal{C}_{f_i} . Clearly the trace variance of f_i on \mathcal{C} and on \mathcal{C}_{f_i} are the same. Figure 1 illustrates these projections.

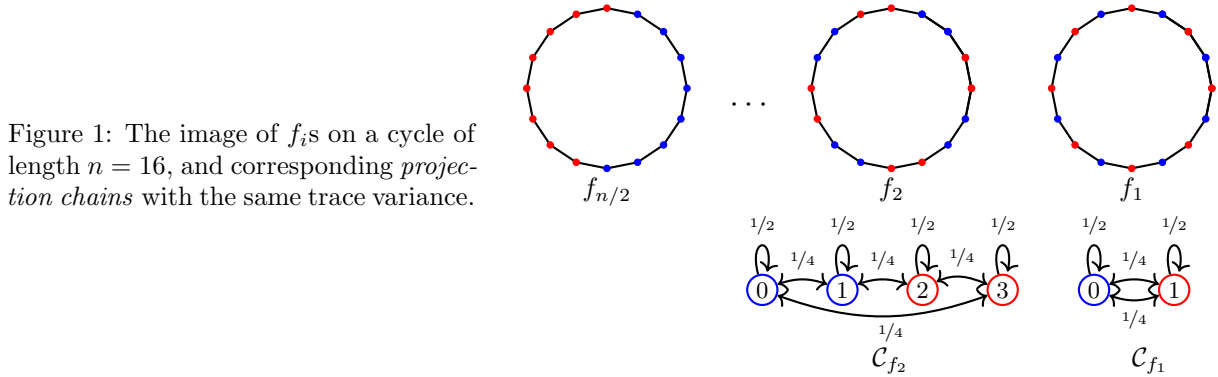


Figure 1: The image of f_i s on a cycle of length $n = 16$, and corresponding projection chains with the same trace variance.

We now present the following lemma with a proof sketch. The complete proof is presented in the appendix.

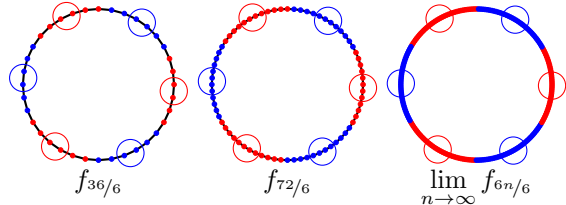
Lemma 2.2. For $1 \leq i \leq n/2$, let f_i be defined as above, we have $v_T(f_i) = \Theta(1)(i^2/T)$. In particular for $T = \Theta(n^2)$ we have, $v_T(f_{n/2}) = \Theta(1)$, and $v_T(f_1) = \Theta(1)/n^2$.

Proof sketch. We first prove that $v_T(f_i) \leq \Theta(i^2)/T$. Note that mod $2i$ partitions the set $[n]$ to $2i$ partitions and the relaxation time of projection chain \mathcal{C}_{f_i} is $\Theta(i^2)$. Since the trace variance of f_i on \mathcal{C} and \mathcal{C}_{f_i} are the same, by applying inequality 1 we get $v_T(f) \leq \Theta(i^2)/T$.

We now proceed to prove that $v_T(f_i) \geq \Theta(1)(i^2/T)$. Let $S_0 = \{i/3 + 1, i/3 + 2, \dots, 2i/3\} \subseteq [n]$. In the appendix by an application of Lévy's inequality and Hoeffding's inequality, we show that the trace variance of any trace of length at most i^2 conditioned starting at S_0 is $\Theta(1)$. Similarly for any $0 \leq k \leq n/2i$ we define S_k to be $S_k = \{k(2i) + (i/3 + 1), k(2i) + (i/3 + 2), \dots, k(2i) + 2i/3\}$, and using a similar argument we can show that any walk starting at $S = \bigcup_{k=0}^{n/2i} S_k$ has trace variance at least 0.017. Since the density of S in stationarity is $1/3$ we conclude $v_T \geq \Theta(1)$. See Figure 2. \square

The reader may rightfully remark that the above scenario in which the image of a function nicely partitions the state space is rare. In Section 4, we introduce *loosely connectedness* demonstrating a case of functions

Figure 2: Image of $f_{n/6}$ on a cycle for various values of n , zero values are colored in red, and one values in blue. The trace variance is shorter than $(n/18)^2$, conditioned starting at $S = \bigcup_{k=1}^6 S_k$, denoted by ellipses, is constant.



whose image *almost* has the above nice property, i.e., their trace can be coupled closely to trace of other functions whose trace variance is bounded using the above projection technique.

In the following subsection we summarize the best-known concentration bounds used in classic MCMC mean estimation.

2.2 Classic MCMC-Mean Estimators

In contrast to our proposed algorithm DYNAMITE, which increases the sample size dynamically, the classic methods are *static*; they receive a fixed m as input and run the chain for m steps to generate the trace $\vec{X}_{1:m} : X_1, X_2, \dots, X_m$. These algorithms then returns the empirical mean $\hat{\mu}$ as the output.

In the following theorems $\vec{X}_{1:m} : X_1, X_2, \dots, X_m$, is a length m stationary trace of \mathcal{M} , (i.e., $\vec{X}_{1:m} \sim \pi^{(T)}$), with mixing time τ_{mix} , relaxation time τ_{rel} , and second largest eigenvalue λ . Based on each of these theorems we obtain the sample complexity (sufficient m) of a variance-aware or variance-agnostic algorithm. Remember that f is a bounded function with range $[a, b]$, we define $R \doteq b - a$ as the range of f . We use the following definition for *sample complexity*.

Definition 2.2 (Sample complexity). *Assume algorithm A runs a Markov chain for m steps and generates a trace X_1, X_2, \dots, X_m . Algorithm A uses this trace to find an estimation for μ , namely $\hat{\mu}$. If there exists m_A such that for any $m \geq m_A$, we have $\mathbb{P}(|\mu - \hat{\mu}| \geq \varepsilon) \leq \delta$, we call m_A the sample complexity of algorithm A.*

Theorem 2.3 (Hoeffding-Type Bounds for Mixing Processes, (see Thm. 2.1 of [FJS18])). *For any $\delta \in (0, 1)$, we have*

$$\mathbb{P} \left(|\hat{\mu} - \mu| \geq \sqrt{\frac{2(1+\lambda)(\frac{R^2}{4}) \ln(\frac{2}{\delta})}{(1-\lambda)m}} \right) \leq \delta . \quad (2)$$

This implies sample complexity

$$m_H(\lambda, R, \varepsilon, \delta) = \frac{1+\lambda}{1-\lambda} \ln(\frac{2}{\delta}) \frac{R^2}{2\varepsilon^2} \in \Theta \left(\tau_{\text{rel}} \ln(\frac{1}{\delta}) \frac{R^2}{\varepsilon^2} \right) .$$

Largely due to their simplicity and convenience, Hoeffding-type bounds enjoy ubiquity in computer science. Unfortunately, they are generally much looser than variance-aware bounds, as the dependence on variance v is replaced by *variance proxy* $(\frac{R}{2})^2$ (maximal assuming range R). While it is not generally possible to remove dependence on R entirely, Bernstein-type inequalities greatly reduce this dependence, often yielding *asymptotic improvement* to sample complexity [AMS07, MSA08, AMS09, MP09].

Theorem 2.4 (Bernstein-Type Bound for Mixing Process [JSF18, Thm. 1.2]). ⁴ *For any $\delta \in (0, 1)$, we have*

$$\mathbb{P} \left(|\hat{\mu} - \mu| \geq \frac{10R \ln(\frac{2}{\delta})}{(1-\lambda)m} + \sqrt{\frac{2(1+\lambda)v_\pi \ln(\frac{2}{\delta})}{(1-\lambda)m}} \right) \leq \delta . \quad (3)$$

Sample complexity of the static variance-aware algorithm: *This implies sample complexity*

$$m_B(\lambda, R, v, \varepsilon, \delta) = \frac{2}{1-\lambda} \ln(\frac{2}{\delta}) \left(\frac{5R}{\varepsilon} + \frac{(1+\lambda)v_\pi}{\varepsilon^2} \right) \in \Theta \left(\tau_{\text{rel}} \ln(\frac{1}{\delta}) \left(\frac{R}{\varepsilon} + \frac{v_\pi}{\varepsilon^2} \right) \right) .$$

⁴Note that thms. 2.3 and 2.4 assume *stationarity* i.e. they consider traces $\vec{X}_{1:m} : X_1, X_2, \dots, X_m$ assuming $X_1 \sim \pi$. This can be done using what is known as a *warm start*. For more details see subsection 5.2.1 in the appendix.

2.3 Counting Problems

Let S be a set whose size $\#S$ is unknown (where $\#$ denotes the *cardinality* of any set). Assume there is a *rapidly mixing Markov chain* \mathcal{M} on state space S , whose stationary distribution is $U(S)$, where $U(X)$ denotes the *uniform distribution* over some set X . Note that by running \mathcal{M} , we can generate *approximately uniform* samples from S . The following reduction from *sampling* to *counting* for a class of problems, known as *self-reducible*, was introduced by Jerrum, Valiant and Vazirani (JVV), and it was applied to different counting problems [BW91, Jer95, JSV04].

To estimate $\#S$, where S is, for example, the set of *proper colorings* of a graph, *linear extensions* of a *partially ordered set* (POSET), *perfect matchings* of a *bipartite graph*, etc. JVV reduction estimates $\#S$, in, \mathcal{I} intermediate phases as follows: Take $S_0 = S$, and for each $1 \leq i \leq \mathcal{I}$, let $S_{i-1} \subseteq S_i$ (or $S_i \subseteq S_{i-1}$), and define $f_i : S_i \rightarrow \{0, 1\}$ as follows: $f_i(x) \doteq 1$, if $x \in S_{i-1}$, $f_i(x) = 0$ otherwise (or vice versa). Note that $\mathbb{E}[f_i] = \#S_{i-1}/\#S_i$, thus if a polynomial number of samples from $U(S_i)$ is *sufficient* to estimate $\mathbb{E}[f_i]$, e.g., via a Markov chain, then one can estimate $\#S_{i-1}/\#S_i$ in polynomial time. The number and structure of intermediate subsets depends on the problem in question; in perfect matchings and colorings we have $\mathcal{I} = \#E$ phases (each of which adds one edge) [JSV04, Jer95], and in some problems like linear extensions of a POSET on n items we have more sophisticated intermediate phases, where $\mathcal{I} = n \log(n)$ (see [BW91]).

Given these intermediate steps, size of S can be estimated with ε precision, by estimating all $\mathbb{E}[f_i]$ with precision ε/\mathcal{I} , and taking the *telescoping product*

$$\#S = \#S_{\mathcal{I}} \prod_{i=1}^{\mathcal{I}-1} \mathbb{E}_{U(S_i)}[f_i] = \left(\prod_{i=1}^{\mathcal{I}-1} \frac{\#S_{i-1}}{\#S_i} \right) \#S_{\mathcal{I}} . \quad (4)$$

Jerrum tailored the JVV reduction to count the number of proper colorings of a graph [Jer95]. In Section 4, we employ our algorithm, DYNAMITE, as a mean estimation gadget in this reduction. We prove this modification results in better performance for graphs which we call *loosely connected* (See definition 4.3). The core of our proof lies in a coupling between traces of \mathcal{M} in *loosely connected* graphs to traces in corresponding *disconnected* graphs. In disconnected graphs we use projection chains (as we did in for the cycle in figure 1 and lemma 2.2) to show that $v_T \ll v_\pi$.

Analysis of counting the number of proper colorings is a showcase for our techniques. We believe these techniques are applicable to other Glauber dynamic chains and related sampling counting reductions, with minor modifications. We leave such studies for future work.

3 DYNAMITE

In this section we present the DYNAMITE: DYNAMIC MCMC INTER-TRACE VARIANCE ESTIMATION method. We show that its sample complexity is dependent on the *a priori unknown* trace variance v_T . As discussed previously, in various scenarios, v_T is significantly smaller than the stationary variance v_π (see for example lemmas 2.2 and 4.2).

Our algorithm consists of three subroutines: (1) MCMC PRO employs *progressive sampling*, beginning with a small sample obtained by running the chain, and we *progressively* increase the sample size until a *stopping condition* is met, namely the mean is ε - δ well-estimated. In each round of MCMC PRO, we bound v_T using an unbiased estimator of it, which we obtain from running two *independent copies* of \mathcal{M} in parallel (see definition 3.2). In order to find a suitable stopping conditioning guaranteeing that the empirical mean is sufficiently accurate, we employ the Bernstein bound (theorem 2.4). (2) Our main procedure DYNAMITE runs the above progressive schedule on a *trace chain* (defined in definition 3.1), using the *trace averaging technique* explained in section 2. (3) Finally, in procedure WARMSTARTDYNAMITE, we begin at an arbitrary (nonstationary) state, but run it chain for at least the *uniform mixing time* τ_{unif} steps before starting sampling, and apply an appropriate *nonstationarity correction*. Note that this is performed only once, and does not significantly impact sample complexity, which thus depends on τ_{rel} rather than τ_{unif} .

The following theorems, proved in section 5, guarantee correctness and efficiency of DYNAMITE.

Theorem 3.1 (Correctness of DYNAMITE). *Consider a Markov chain \mathcal{M} over Ω , and assume its second absolute eigenvalue is less than Λ . Assume we have function $f : \Omega \rightarrow [a, b]$ with $R \doteq b - a$, and we want to estimate true mean, $\mu \doteq \mathbb{E}_\pi[f]$ with precision $\varepsilon > 0$, and confidence $(1 - \delta) \in (0, 1)$.*

Algorithm 1 MCMC**PRO**, DYNAMITE, and WARMSTARTDYNAMITE routines

- 1: **procedure** MCMC**PRO** $((X_0, X_1), \mathcal{M}, \Lambda, f, \varepsilon, \delta) \mapsto \hat{\mu}$
 - 2: **Input:** Initial state $(X_0, X_1) \in \Omega^2$ of tensor product chain, *Markov chain* \mathcal{M} over Ω , *second absolute eigenvalue upper-bound* Λ , *function* $f : \Omega \rightarrow [a, b]$ with $R \doteq b - a$, *confidence interval radius* ε , and *failure probability* $\delta \in (0, 1)$.
 - 3: **Output:** Additive ε, δ approximation $\hat{\mu}$ of $\mu = \mathbb{E}_\pi[f]$.
-
- 4: $I \leftarrow \max\left(1, \left\lceil \log_2\left(\frac{R}{2\varepsilon}\right) \right\rceil\right)$; $\alpha \leftarrow \frac{(1+\lambda)R \ln \frac{3I}{\delta}}{(1-\lambda)\varepsilon}$; $m_0 \leftarrow 0$ ▷ Initialize sampling schedule
 - 5: **for** $i \in 1, 2, \dots, I$ **do**
 - 6: $m_i \leftarrow \lceil \alpha 2^i \rceil$ ▷ Total sample count at iteration i
 - 7: $\forall j \in m_{i-1}+1, \dots, m_i$: $(X_{j,1}, X_{j,2}) \sim (\mathcal{M} \otimes \mathcal{M})(X_{j-1,1}, X_{j-1,2})$ ▷ Run both chains up to step m_i
 - 8: $\hat{\mu}_i \leftarrow \frac{1}{2m_i} \sum_{j=1}^{m_i} (f \oplus f)(X_{j,0}, X_{j,1})$ ▷ Empirical mean
 - 9: $\hat{\nu}_i \leftarrow \frac{1}{2m_i} \sum_{j=1}^{m_i} (f \ominus f)^2(X_{j,0}, X_{j,1})$ ▷ Empirical inter-trace variance
 - 10: $\mathbf{u}_i \leftarrow \hat{\nu}_i + \frac{(11 + \sqrt{21})(1 + \Lambda/\sqrt{21})R^2 \ln \frac{3I}{\delta}}{(1-\Lambda)m_i} + \sqrt{\frac{(1+\Lambda)R^2 \hat{\nu}_i \ln \frac{3I}{\delta}}{(1-\Lambda)m_i}}$ ▷ Variance upper bound
 - 11: $\hat{\varepsilon}_i \leftarrow \frac{10R \ln \frac{3I}{\delta}}{(1-\Lambda)m_i} + \sqrt{\frac{(1+\Lambda)\mathbf{u}_i \ln \frac{3I}{\delta}}{(1-\Lambda)m_i}}$ ▷ Apply Bernstein bound
 - 12: **if** $(i = I) \vee (\hat{\varepsilon}_i \leq \varepsilon)$ **then** ▷ Terminate if accuracy guarantee is met
 - 13: **return** $\hat{\mu}_i$
 - 14: **end if**
 - 15: **end for**
 - 16: **end procedure**
-
- 17: **procedure** DYNAMITE $((x_0, x_1), \mathcal{M}, \Lambda, f, \varepsilon, \delta) \mapsto \hat{\mu}$
 - 18: **Input:** Initial state $(x_0, x_1) \sim \pi(\mathcal{M}) \times \pi(\mathcal{M})$, *lazy Markov chain* \mathcal{M} over Ω , *second absolute eigenvalue upper-bound* Λ , *function* $f : \Omega \rightarrow [a, b]$, *confidence interval radius* ε , and *failure probability* $\delta \in (0, 1)$.
 - 19: **Output:** Additive ε, δ approximation $\hat{\mu}$ of $\mu = \mathbb{E}_\pi[f]$.
-
- 20: $T \leftarrow \left\lceil \frac{1+\Lambda}{1-\Lambda} \ln \sqrt{2} \right\rceil$ ▷ Select T s.t. $\tau_{\text{rel}}(\mathcal{M}^{(T)}) \leq 2$
 - 21: $(X_0, X_1) \leftarrow \left(\underbrace{(\omega_1, \omega_2, \omega_3, \dots, \omega_{T-1})}_{\text{ARBITRARY } \omega_{1:T-1} \in \Omega^{T-1}}, x_0, \underbrace{(\omega_1, \omega_2, \omega_3, \dots, \omega_{T-1})}_{\text{ARBITRARY } \omega_{1:T-1} \in \Omega^{T-1}}, x_1 \right)$ ▷ Initialize trace chain state
 - 22: **return** MCMC**PRO** $((X_0, X_1), \mathcal{M}^{(T)}, \Lambda^T, f_{\text{avg}}, \varepsilon, \delta)$ ▷ Run MCMC**PRO** on trace chain
 - 23: **end procedure**
-
- 24: **procedure** WARMSTARTDYNAMITE $(\omega_0, \mathcal{M}, \Lambda, \pi_{\min}, f, \varepsilon, \delta) \mapsto \hat{\mu}$
 - 25: **Input:** Initial state $\omega_0 \in \text{Support}(\pi(\mathcal{M}))$, *lazy reversible Markov chain* \mathcal{M} over Ω , *second absolute eigenvalue upper-bound* Λ , *minimum probability lower-bound* π_{\min} , *function* $f : \Omega \rightarrow [a, b]$, *confidence interval radius* ε , and *failure probability* $\delta \in (0, 1)$.
 - 26: **Output:** Additive ε, δ approximation $\hat{\mu}$ of $\mu = \mathbb{E}_\pi[f]$.
-
- 27: $\tau_{\text{unif}} \leftarrow \left\lceil \frac{\ln \frac{1}{\pi_{\min}}}{\ln \frac{1}{\Lambda}} \right\rceil$ ▷ Uniform mixing time bound
 - 28: $(x_0, x_1) \sim (\mathcal{M} \otimes \mathcal{M})^{\tau_{\text{unif}}}(x_0, x_1)$ ▷ Run product chain until uniformly mixed
 - 29: **return** DYNAMITE $((x_0, x_1), \mathcal{M}, \Lambda, f, \varepsilon, \frac{\delta}{4})$ ▷ Run DYNAMITE with nonstationarity correction
 - 30: **end procedure**
-

- If we start at stationarity, i.e. $(x_0, x_1) \sim \pi(\mathcal{M} \otimes \mathcal{M})$, we take mean estimate $\hat{\mu}$ as either
1. $\hat{\mu} \leftarrow \text{MCMCPRO}((x_0, x_1), \mathcal{M}, \Lambda, f, \varepsilon, \delta)$; or
 2. $\hat{\mu} \leftarrow \text{DYNAMITE}((x_0, x_1), \mathcal{M}, \Lambda, f, \varepsilon, \delta)$ for lazy \mathcal{M} .

More generally, for a nonstationary start from any $\omega \in \text{Support}(\pi(\mathcal{M}))$, given minimum supported stationary probability (density) at least π_{\min} , we may take

3. $\hat{\mu} \leftarrow \text{WARMSTARTDYNAMITE}(\omega, \mathcal{M}, \Lambda, \pi_{\min}, f, \varepsilon, \delta)$ for lazy, reversible \mathcal{M} .
- In all cases, with probability at least $1 - \delta$, we have $|\hat{\mu} - \mu| \leq \varepsilon$.

Theorem 3.2 (Efficiency of DYNAMITE). *Suppose as in theorem 3.1. With probability at least $1 - \delta$, it holds that total sample consumption \hat{m} of DYNAMITE obeys*

$$\hat{m} \in \mathcal{O} \left(\log \left(\frac{\log(R/\varepsilon)}{\delta} \right) \left(\frac{R}{(1-\Lambda)\varepsilon} + \frac{\tau_{\text{rel}} v_{\text{rel}}}{\varepsilon^2} \right) \right)$$

Note on input parameters and their interplay with efficiency The improvement of DYNAMITE over standard methods discussed in section 2 is threefold: (1) First, in MCMCPRO, we develop a *dynamic sampling schedule*, which is called in line 22 of DYNAMITE. Note that MCMCPRO also works if we simply run it on the original chain. In this simpler version, the sample complexity depends on the *a priori unknown* v_π . Thus we get an improvement over standard methods, whose complexity depend on loose upper bound V . (2) In DYNAMITE, we employ the trace averaging technique to reduce the sample complexity from Tv_π to Tv_T , thus, if $v_T = o(v_\pi)$ we obtain asymptotic improvement over standard methods (again we require no *a priori* knowledge of v_T). (3) Since it always holds $Tv_T \leq 2\tau_{\text{rel}}v_{\text{rel}}$, DYNAMITE’s complexity depends on $\tau_{\text{rel}}v_{\text{rel}}$, i.e., the *a priori unknown* τ_{rel} and v_{rel} . Thus, even in the worst case when $v_{\text{rel}} \approx v_\pi$, our algorithm outperforms static MCMC-mean estimators whose complexity is TV (see theorem 2.4 in section 2).

Starting at Nonstationarity Often we can’t assume even a single (perfectly) stationary sample may be efficiently drawn, and realistically can only start with an *arbitrary* $\omega \in \text{Support}(\pi)$. WARMSTARTDYNAMITE uses a standard *warm start technique* (widely used in MCMC algorithms), where the chain is run from an arbitrary point for its *uniform mixing time*, and then DYNAMITE is run, applying a standard *nonstationarity correction* (see section 5.2.1) to account for the nonstationary start. Note that this correction applies to both theorems 2.3 and 2.4 of section 2.

Prelude to a Proof We show theorem 3.1 in several steps. First, given \mathcal{M} , we define a *trace chain* $\mathcal{M}^{(T)}$, whose state space is all possible traces of length T (definition 3.1), and we show that for $T \geq \tau_{\text{mix}}(\mathcal{M})$, mixing and relaxation times of $\mathcal{M}^{(T)}$ are at most constant (lemma 5.4). Second, in definition 3.2 we introduce a novel MCMC *unbiased variance estimator*, which runs two copies of \mathcal{M} in parallel, denoted $\mathcal{M} \otimes \mathcal{M}$, and averages the square difference of f in them, i.e., we note that $v_\pi = \frac{1}{2} \mathbb{E}_{\pi(\mathcal{M} \otimes \mathcal{M})}[(f \ominus f)^2]$. We prove the correctness of our variance estimator in lemma 3.3, and in line 9 of DYNAMITE we employ it to estimate v_T . Third, we use variance-sensitive concentration bounds for mixing processes to bound the *true mean* μ in terms of the *empirical mean* $\hat{\mu}$ and *empirical variance* \hat{v} . Note that since we apply the variance estimation algorithm to the trace chain $\mathcal{M}^{(T)}$, \hat{v} is an estimator for v_T . Since our algorithm depends on the *empirical variance*, we don’t know *a priori* how many samples will be required to estimate the mean, so we run with a *doubling sampling schedule* until the desired guarantee is met.

We now define the T -trace Markov chain of \mathcal{M} , which we denote $\mathcal{M}^{(T)}$.⁵ We use the trace chain knowing (for proof, see lemma 5.4) that $\mathcal{M}^{(T)}$ has constant mixing and relaxation time for $T \geq \tau_{\text{rel}}$.

Definition 3.1 (Trace chain). *For a Markov chain \mathcal{M} on state space Ω , we define $\mathcal{M}^{(T)}$ on state space Ω^T as follows: given $\vec{a} = (a_1, a_2, \dots, a_T)$ and $\vec{b} = (b_1, b_2, \dots, b_T)$ in Ω^T , the probability of going from \vec{a} to \vec{b} is $\mathcal{M}^{(T)}(\vec{a}, \vec{b}) \doteq \mathcal{M}(a_T, b_1) \prod_{i=1}^{T-1} \mathcal{M}(b_i, b_{i+1})$.*

The following definition provides us with an *unbiased MCMC estimator for variance*.

⁵We use parentheses in the exponent to preserve standard matrix powering notation.

Definition 3.2 (Unbiased MCMC variance estimator). *Suppose function $f : \Omega \mapsto \mathbb{R}$, chain \mathcal{M} over Ω , and assume \vec{X}_1 and \vec{X}_2 are two length m independent traces of \mathcal{M} . The following definition for \hat{v} satisfies $\mathbb{E}[\hat{v}] = v_\pi$, thus \hat{v} is an unbiased estimator for v_π .*

$$\hat{v} \doteq \frac{1}{2m} \sum_{i=1}^m (f(X_{1,i}) - f(X_{2,i}))^2 .$$

In other words, we can think \vec{X}_1 and \vec{X}_2 as the *two factors* of a single trace \vec{X} of the *tensor product chain* $\mathcal{M} \otimes \mathcal{M}$, which steps forward by simultaneously running both factor chains for one step. Given a sample $\vec{X} \sim (\mathcal{M} \otimes \mathcal{M})^{(m)}$, this variance estimate \hat{v} can then be represented as the *empirical mean* of half the *square difference function*, i.e., the function $\frac{1}{2}(f \ominus f)^2$.

Note that applying the above estimator to \mathcal{M} yields an unbiased estimate of v_π , but applying it to $\mathcal{M}^{(T)}$ yields an unbiased estimator of v_T , thus it is sufficient to estimate both the stationary and trace variances. The following lemma, proved in the appendix, bounds the error of this estimator.

Lemma 3.3 (Trace Variance Estimation). *Let \hat{v} be defined as in definition 3.2, it then holds that, for any $\delta \in (0, 1)$, we have*

$$\mathbb{P} \left(v_\pi \geq \hat{v} + \frac{(11 + \sqrt{21})(1 + \frac{\lambda}{\sqrt{21}})R^2 \ln \frac{1}{\delta}}{(1 - \lambda)m} + \sqrt{\frac{(1 + \lambda)R^2 \hat{v} \ln \frac{1}{\delta}}{(1 - \lambda)m}} \right) \leq \delta .$$

Sampling Schedule and Proof Sketch We first note that correctness of DYNAMITE and WARM-STARTDYNAMITE follow from that of MCMCPRO, as they simply apply MCMCPRO to a trace chain and/or apply a *nonstationarity correction*.

The key to MCMCPRO is an *a priori* fixed *sampling schedule*, which determines the sizes of *progressively larger samples*. To ensure correctness, a sequence of tail bounds must all hold simultaneously w.h.p. by union bound. The main difficulty is that the schedule length I and the probability concentration bounds are codependent. A shorter schedule is more *statistically efficient*, but can *overshoot* the sufficient sample size, and the opposite holds for longer schedules. We explain how to resolve this cyclic dependence in the next paragraph.

Over a run of DYNAMITE, we take (up to) $3I$ probability concentration bounds (I bounds for variance, line 10, and I bounds each for upper and lower mean bounds, line 11). We first establish the *worst-case* Hoeffding sample complexity m_I (theorem 2.3) and *best-case* Bernstein sample complexity α (theorem 2.4) by taking $v = 0$,

$$m_I \doteq m_H(\Lambda, R, \varepsilon, \frac{2\delta}{3I}) = \frac{(1 + \Lambda)R^2 \ln \frac{3I}{\delta}}{2(1 - \Lambda)\varepsilon^2} , \quad \& \quad \alpha \doteq \frac{(1 + \Lambda)R \ln \frac{3I}{\delta}}{(1 - \Lambda)\varepsilon} \approx m_B(\Lambda, R, 0, \varepsilon, \frac{2\delta}{3I}) .$$

We know from these bounds that once a sample of size m_I is drawn, the desired guarantee has been met, and similarly, before a sample of size $\approx \alpha$ is drawn, the desired Bernstein bound *can not* be met. We now select the minimal I such that each sample size m_i obeys $m_i \leq 2m_{i-1}$. Observe that in the ratio $\frac{m_I}{\alpha}$, all dependence on I is divided out ($\ln \frac{3I}{\delta}$ terms cancel). We initially run the chain for m_1 to be $\lceil 2\alpha \rceil$, and in iteration i , we run up to $\lceil 2\alpha^i \rceil$ steps, thus we conclude $I \doteq \lceil \log_2(\frac{R}{2\varepsilon}) \rceil \geq \lceil \log_2(\frac{R}{2\varepsilon}) \rceil - 1$ (doubling) iterations are sufficient. These computations are repeated verbatim by MCMCPRO (lines 4 & 6) to compute the sampling schedule.

4 Counting colorings in loosely connected graphs: Application to planted partitions

In section 2, we showed how to bound v_T for functions whose images partition the state space of \mathcal{M} producing simpler *projection chains* (see example 2.1 and lemma 2.2). In this section, our goal is to analyze a more interesting example: the JVV counting to sampling reduction [JVV86]. By coupling our chain to a simpler *projection chain*, we show that using DYNAMITE as a mean estimator significantly improves the sample

complexity of the JVV MCMC approach to approximately count the number of proper k -colorings, at least in graphs distributed according to the planted partition model. We believe similar techniques can be applied to prove $v_T \ll v_\pi$ for other choices of function, chain, and problem instance.

We define *loosely connectedness* in graphs, and in lemma 4.2 we show that for such graphs, $v_T = o(v_\pi)$ for any f_i showing up in intermediate phases of JVV. The proof is based on coupling a *Glauber dynamics* chain on *loosely connected graphs* to the corresponding chain on *disconnected graphs*, and showing that the *projection chains* are simple in disconnected graphs. Next, we show that w.h.p., graphs distributed according to the *planted partition model*, and their subgraphs, are loosely connected. While we present results for the number of proper k -colorings of a graph $G = (V, E)$, similar techniques can be used for arbitrary mappings of the form $V \rightarrow C$ satisfying restrictions imposed by the *neighborhood of each vertex*, e.g., *independent sets*, *spin systems*, etc.

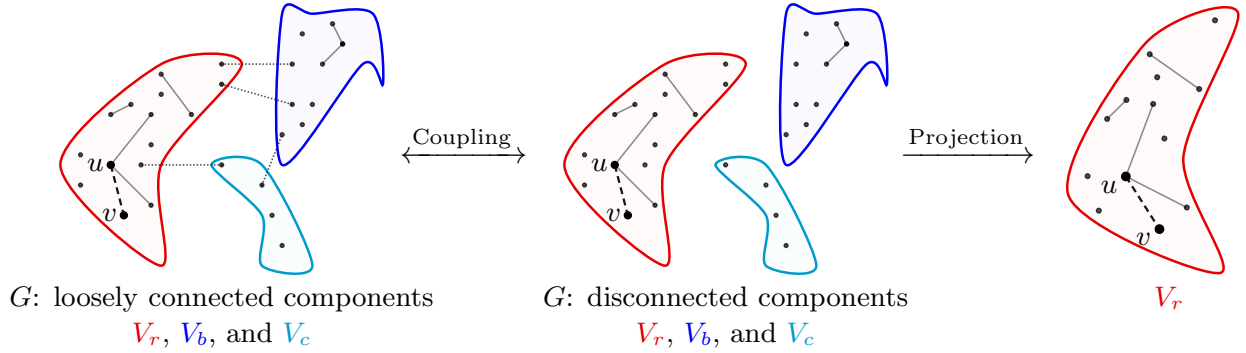


Figure 3: Consider a graph $G = (V, E)$ whose vertices are partitioned into V_r, V_b , and V_c , shown respectively in red, blue, and cyan. Assume $u, v \in V_r$, and we are interested to find the mean of a function $f_{u,v}$ on the set of colorings as defined in the JVV reduction where edge (u, v) is being added, i.e., $\mathbb{E}[f_{u,v}]$ is the proportion of proper colorings of (V, E) that are also proper in $(V, E \cup \{(u, v)\})$. If G is loosely connected, then traces of the Glauber dynamics chain \mathcal{M}_G couple closely to identical traces of $\mathcal{M}_{G'}$. Note that the image of $f_{u,v}$ projects $\mathcal{M}_{G'}$ to a restricted chain on V_r (see definition 5.2).

Consider a graph $G = (V, E)$, and some *number of colors* k . A *coloring* of G is a mapping $\gamma : V \rightarrow \{1, 2, \dots, k\}$, where $\gamma(v)$ denotes the *color* of $v \in V$, and a *proper coloring* is any coloring γ s.t. $\forall u, v \in V : \gamma(u) = \gamma(v) \implies (u, v) \notin E$. For a subset $\tilde{V} \subseteq V$, by $\gamma(\tilde{V})$, we mean the restriction of the mapping γ to domain \tilde{V} , i.e., a proper coloring on the induced subgraph on \tilde{V} . Furthermore we define $\Gamma(G, k)$ to be the set containing all the proper k -colorings of G . Like before, we denote the size of a set X by $\#X$, and the uniform distribution on it by $U(X)$. For example $\#\Gamma(G, k)$ is the number of proper k -colorings of G , and $U(\Gamma(G, k))$ is the uniform distribution on it.

Problem 1. Given ε and δ , can we design an algorithm whose run time is polynomial in $\#E, \varepsilon^{-1}$, and $\log(1/\delta)$ to find $\hat{\Gamma}$ such that $\mathbb{P}\left(\frac{|\hat{\Gamma} - \#\Gamma(G, k)|}{\#\Gamma(G, k)} \leq \varepsilon\right) \geq 1 - \delta$?

The following Markov chain, known in general form as *Glauber dynamics*, the *zero temperature Pott's model*, or the *single site update* chain was initially introduced to sample uniformly proper colorings by Jerrum:

Definition 4.1 (Glauber dynamics chain for proper k -colorings [Jer95]). We define the Markov chain \mathcal{M}_G on $\Gamma(G, k)$ as follows: At each time step t , let X_t be a proper k -coloring of G ,

- (1) Pick $c \in \{1, 2, \dots, k\}$, and $u \in V$ uniformly at random.
- (2) If changing u 's color to c is still a valid proper coloring, let X_{t+1} be this new coloring.
- (3) Else, $X_{t+1} = X_t$.

Having defined \mathcal{M}_G , we know that for any starting distribution, if \mathcal{M}_G^T is the distribution after T steps and $T \geq \tau_{\text{mix}}(\mathcal{M}_G) \log(\varepsilon)$, then $\text{TVD}(\mathcal{M}_G^T, U(\Gamma(G, k))) \leq \varepsilon$. Our goal is to improve the sample complexity

of each of the intermediate steps in the following JVV reduction⁶ :

Let $G_{\#E}, G_{\#E-1}, \dots, G_0$ be a sequence of graphs such that for each i , G_{i-1} is obtained from G_i by removing an edge, $G_{\#E} = G = (V, E)$, and $G_0 = (V, \emptyset)$.

At each intermediate phase i , let (u, v) be the edge removed at this phase, we define $f_i : \Gamma(G_i) \rightarrow \{0, 1\}$ as $f_i(\gamma) \doteq 1$ if $\gamma(u) \neq \gamma(v)$, and $f_i \doteq 0$ otherwise. We then approximate $\mathbb{E}[f_i] = \#\Gamma(G_i, k) / \#\Gamma(G_{i-1}, k)$ by taking enough samples generated from running \mathcal{M}_{G_i} . Note that having \mathcal{I} intermediate phases, to obtain ε precision with failure probability δ , the mean value for each f_i should be approximated with precision $\tilde{\varepsilon} \doteq \varepsilon/\mathcal{I}$ and with failure probability at most $\tilde{\delta} \doteq \delta/\mathcal{I}$.

Using the classic static approaches, one can estimate each f_i with precision $\tilde{\varepsilon}$ and probability $1 - \tilde{\delta}$ in time: $\mathcal{O}(T \frac{\mathcal{I}^2}{\tilde{\varepsilon}^2} \log(\frac{\mathcal{I}}{\tilde{\delta}}))$. However, using DYNAMITE we get sample complexity $\mathcal{O}\left(\log\left(\frac{\mathcal{I} \log(1/\tilde{\delta})}{\tilde{\delta}}\right) \left(T \frac{\mathcal{I}}{\tilde{\varepsilon}} + T v_T \left(\frac{\mathcal{I}}{\tilde{\varepsilon}}\right)^2\right)\right)$.

Note that for proper k -colorings, we have $T = \mathcal{O}((\#V)^2)$, $\mathcal{I} = \#E$.

We now define *loosely-connectedness*, and then lemma 4.2 (proved in the appendix) upper-bounds v_T for loosely-connected graphs. In the sequel, we use lemma 4.2 to show that when the connectedness parameter is small, we have $v_{\tau_{\text{rel}}} \ll v_\pi$, which improves the universal bound of $v_{\tau_{\text{rel}}} \leq 2v_\pi$. In particular, we apply this result to show that $v_{\tau_{\text{rel}}}$ is small for *counting proper colorings in planted partitions*.

Assume we can partition the vertex set V to subsets V_1, V_2, \dots, V_l . Furthermore assume that $f : \Gamma(k, G) \rightarrow [0, 1]$ is a function whose value *only depends* on a coloring *restricted* to some V_j , i.e. $f(\gamma(V)) = f(\gamma(V_j))$ for any γ . Let $V_j \subseteq V$, we define \mathcal{M}_j being restriction of \mathcal{M} to V_j as follows:

Definition 4.2 (Glauber dynamic chain restricted to V_j). *We define Markov chain \mathcal{M}_j as follows: At each time step t , let X_t be a proper k -coloring of the induced subgraph of V_j , and then*

1. *Pick $c \in \{1, 2, \dots, k\}$, and $u \in V$ uniformly at random.*
2. *If $u \in V_i$ then follow \mathcal{M} to get to X_{t+1} (Definition 4.1).*
3. *Else, $X_{t+1} = X_t$.*

If there is no edge between V_i and $V \setminus V_i$, then the restricted chain \mathcal{M}_j captures the evolution of $f(\gamma)$ under \mathcal{M} . From this, Equation 1, and $v_\pi \leq 1/4$, we bound the length- T trace variance as $v_T \leq \frac{\tau_{\text{rel}}(\mathcal{M}_j)}{2T}$.

We say V_j is *loosely connected* to $V \setminus V_j$ when the cut between V_j and V does not make the evolution of $f(\gamma)$ under \mathcal{M}_j and under \mathcal{M} *noticeably* different, i.e., we can couple the images of f on a trace of \mathcal{M} and on a trace of \mathcal{M}_j so that the coupled states are with high probability identical. Thus, we can largely ignore the connecting edges between V_j and $V \setminus V_j$, and v_T depends more on $\tau_{\text{rel}}(\mathcal{M}_j)$ than $\tau_{\text{rel}}(\mathcal{M})$.

Definition 4.3 (connectedness parameter of a subgraph). *For a subset V_j of V , we define the cut set $B(V_j) \subseteq E$ as $B(V_j) \doteq \{(u, v) \in E : u \in V_j, v \in V \setminus V_j\}$. Let $G' = (V, E \setminus B(V_j))$. We say ζ is the connectedness parameter of V_j if*

$$\mathbb{P}_\gamma \left(\bigvee_{(u,v) \in B(V_i)} \gamma(u) = \gamma(v) \right) \leq \zeta, \text{ for } \gamma \sim U(\Gamma(G', k)).$$

Remark 4.1. *The reader may postulate that with the above definition, verifying whether a subset is loosely connected needs calculating complex probabilities. This is correct, however, note that knowledge of ζ is not required by DYNAMITE; it is merely used to characterize performance.*

Let \mathcal{M}_j be restriction of restriction of \mathcal{M} to V_j . The following lemma shows that v_T can be bounded above by relaxation time of \mathcal{M}_j (smaller than relaxation time of \mathcal{M}) and a linear function of loosely connectedness parameter ζ . We provide a proof sketch here and present the whole proof in Section 5.

Lemma 4.2 (Trace Variance of loosely connected graphs). *Let ζ be the connectedness parameter of V_j . Let $\tau_{\text{rel}}(\mathcal{M})$ and $\tau_{\text{rel}}(\mathcal{M}_j)$ be respectively the relaxation time of \mathcal{M} and \mathcal{M}_j . Assume $f : \Gamma(G, k) \rightarrow [0, 1]$ be such that for a coloring γ , $f(\gamma) = f(\gamma(V_j))$. Consider a trace of length T of \mathcal{M} , $\vec{X} : X_1, X_2, \dots, X_T$. we have: $v_T \leq \tau_{\text{rel}}(\mathcal{M}_j)/2T + 12\zeta(1 + \frac{9 \log(T)}{T})$. Note that since we assume $T \geq \tau_{\text{rel}}(\mathcal{M})$, we have $v_T \leq \tau_{\text{rel}}(\mathcal{M}_j)/2\tau_{\text{rel}}(\mathcal{M}) + 12\zeta(1 + \frac{9 \log(T)}{T})$.*

⁶Note that we have $v_\pi \leq 1/4$, thus we can use Bernstein-type methods for calculating empirical mean, thus, we only need T such that $T \geq \tau_{\text{rel}}$. This is straightforward since any bound on τ_{mix} is also a bound on τ_{rel} .

Proof Sketch. Let G' be a graph obtained from G by removing the edges of $B(V_j)$. We couple \vec{X} to a trace of the same length of $\mathcal{M}(G')$, in the straightforward manner by picking the same u and c at step (1) of \mathcal{M} and \mathcal{M}_j . Let this trace of $\mathcal{M}(G')$ be $\vec{Y} = Y_1, Y_2, \dots, Y_T$. We now define $C \subseteq \{1, 2, \dots, T\}$ to be the set of indices for which the above coupling fails. More formally: for each i , we have $i \in C$ if in Y_i there are two endpoints of the edges in $B(V_j)$ having the same color. Let n_c be size of C . We define $\tilde{S} = \sum_{i \notin C} f(X_i) = \sum_{i \notin C} f(Y_i)$, $S_X^c = \sum_{i \in C} f(X_i)$, $S_Y^c = \sum_{i \in C} f(Y_i)$, $S_X = \tilde{S} + S_X^c$, and $S_Y = \tilde{S} + S_Y^c$. Let $\tilde{\mu}$ be the expectation of $f(\gamma)$ when $\gamma \sim U(\Gamma(G', k))$. The following is proved in section 5:

$$\mathbb{E}_{\vec{X}} \left[\left(\frac{S_X}{T} - \mu \right)^2 \right] = \mathbb{E}_{\vec{X}} \left[\left(\left(\frac{S_Y}{T} - \tilde{\mu} \right) + \left(\frac{S_X - S_Y}{T} \right) + (\mu - \tilde{\mu}) \right)^2 \right] \leq \mathbb{E}_{\vec{Y}} \left[\left(\frac{S_Y}{n} - \tilde{\mu} \right)^2 \right] + 16\zeta \left(1 + \frac{\log(T)}{T} \right).$$

Finally, since for any coloring $\gamma \in \Gamma(G', k)$, we have $f(\gamma) = f(\gamma(V_j))$, the trace of \vec{Y} evolves through \mathcal{M}_j . Thus by eq. (1), we have $v_T(\mathcal{M}) = \mathbb{E}_{\vec{X}} \left[\left(\frac{S_X}{T} - \mu \right)^2 \right] \leq \mathbb{E}_{\vec{Y}} \left[\left(\frac{S_Y}{T} - \mu \right)^2 \right] + 9\zeta = v_T(\mathcal{M}_j) + 12\zeta \left(1 + \frac{9 \log(T)}{T} \right) \leq \tau_{\text{rel}}(\mathcal{M}_j)/2T + 12\zeta \left(1 + \frac{9 \log(T)}{T} \right)$. \square

4.1 Application to Planted Partitions

The planted partition, or stochastic block, model generalizes the Erdős-Rényi model, allowing for *communities* in graphs, and it has the following distribution:

Definition 4.4 (Planted Partition Model). *Given the following parameters: (i) number of vertices n , (ii) a partitioning of $\{1, 2, \dots, n\}$ to r subsets C_1, C_2, \dots, C_r , and (iii) an edge placement matrix $P \in [0, 1]^{r \times r}$. A graph G with $\#V = n$ is generated as follows: for any two vertices $u \in C_i$ and $v \in C_j$, the edge (u, v) is in E with probability $P_{i,j}$.*

A simplified version of the planted partition model is when each C_i has size n/r , the diagonal elements of P are all p , and the other elements are $\frac{q}{r-1}$. Since the probability of having edges inside a community is often more than having edges between two communities we assume $q/p \in o(1)$. We denote this model by $\mathcal{P}(n, r, p, q)$. We show bounds for this simplified model, though they may easily be extended to arbitrary planted partitions graphs or similar network models having small clusters.

Theorem 4.3 (Application to Planted Partitions). *Consider $G \sim \mathcal{P}(n, r, p, q)$. Assume $p \geq qn$, and let k be large enough so that Vigoda's rapidly mixing result for proper k -colorings holds for G , i.e. $k \geq 11/6 \cdot d_{\max}(G)$. With probability $\geq 1 - o(1)$, (1) each community C_i has connectedness parameter $1/r$ -loosely connected, and (2) Jerrum's counting algorithm on G , with $\delta = \epsilon = 1/4$, equipped with DYNAMITE as a mean-estimation gadget, has sample complexity*

$$\tilde{O} \left(n^2 \left((\#E)^2 + \frac{(\#E)^3}{r} \right) \right).$$

5 A Compendium of Missing Proofs

Definition 5.1. *Consider $\vec{X}_{1:T} : X_1, X_2, \dots, X_T$. We define C_i to be the autocovariance of two steps of \mathcal{M} (at stationarity) being i apart. i.e., $C_i \doteq \mathbb{C}(X_1, X_{1+i})$.*

Note that for i.i.d samples the autocovariance of any pair of samples X_i and X_j is zero. We do not have independence here nevertheless for reversible Markov chains (See for example Equation 12.9 from [LP17]) we have $C_i \leq \lambda^i \sqrt{\nabla_{\pi}[f] \nabla_{\pi}[f]} = \lambda^i v$. The following lemmas will be used throughout:

Lemma 5.1. *Suppose $\vec{X}_{1:T} : X_1, X_2, \dots, X_T$ is a trace of length T of \mathcal{M} . using the above definition for C_i , the trace variance are related as*

$$v_T = \frac{1}{T} v_{\pi} + \frac{2}{T^2} \sum_{i=1}^{T-1} (T-i) C_i. \quad (5)$$

Proof. The trace variance is

$$v_T = \mathbb{E} \left[\left(\frac{1}{T} \sum_{i=1}^T (f(X_i) - \mu) \right)^2 \right] = \mathbb{E} \left[\frac{1}{T^2} \sum_{i=1}^T \sum_{j=1}^T (f(X_i) - \mu)(f(X_j) - \mu) \right] = \frac{1}{T} v_\pi + \frac{2}{T^2} \sum_{i=1}^{T-1} (T-i) C_i.$$

□

Lemma 5.2. *For any lazy reversible chain \mathcal{M} , we have $v_\pi \leq 2v_2 \leq 3v_3 \leq \dots$, i.e., for any T and T' satisfying $T < T'$ we have, $Tv_T \leq T'v_{T'}$.*

Proof. From lemma 5.1 we have: $Tv_T = v_\pi + 2 \sum_{i=1}^{T-1} \frac{T-i}{T} C_i$. Laziness implies nonnegativity of C_i , and the weight $\max(0, \frac{T-i}{T}) = \max(0, 1 - \frac{i}{T})$ assigned to each C_i in Tv_T is monotonically increasing in T . □

5.1 Bounding trace variance using projection chains: Cycle

Lemma 2.2. *For $1 \leq i \leq n/2$, let f_i be defined as above, we have $v_T(f_i) = \Theta(1)(i^2/T)$. In particular for $T = \Theta(n^2)$ we have, $v_T(f_{n/2}) = \Theta(1)$, and $v_T(f_1) = \Theta(1)/n^2$.*

In order to prove lemma 2.2, we prove the following lemma, and employ lemma 5.2.

Lemma 5.3. *For $1 \leq i \leq n/2$, let f_i be defined as in lemma 2.2, we have $v_T(f_i) \leq \Theta(i^2)/T$. Moreover, for $T \leq \Theta(i^2)$ we have $v_T \geq \Theta(1)$.*

Proof. We first prove that $v_T(f_i) \leq \Theta(i^2)/T$. Note that mod $2i$ partitions the set $[n]$ to $2i$ partitions and the relaxation time of projection chain \mathcal{M}_{f_i} is $\Theta(i^2)$.

Since the trace variance of f_i on \mathcal{M} and \mathcal{M}_{f_i} are the same, by applying inequality 1 we get $V_T(f) \leq \Theta(i^2)/T$.

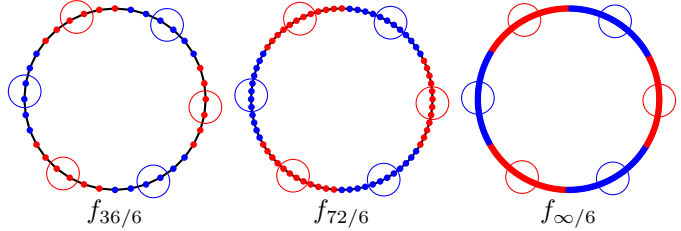
We now proceed to prove that $v_T(f_i) \geq \Theta(1)$. Let $S_0 = \{i/3 + 1, i/3 + 2, \dots, 2i/3\} \subseteq [n]$. We show that the trace variance of any trace of length at most i^2 which starts in S_0 is $\Theta(1)$.

Assume X_1, X_2, \dots, X_{i^2} is a trace of a random walk and define $Y_k = X_{k+1} - X_k$. Thus, $X_k = \sum_{j=1}^{k-1} Y_j + s_0$ where $s_0 \in S_0$ is the starting point. We define D to be the maximum number that has been covered by a walk of at most length n^2 i.e. $D = \max_k \{X_k\}$. Note that $D - s_0 = \max_k \{\sum_{j=1}^{k-1} Y_j\}$. Note that Y_j is a symmetric random variable with equal mean and median, thus we have:

$$\begin{aligned} \mathbb{P}(D \geq i/3) &\leq 2 \mathbb{P}\left(\sum_{j=1}^{i^2} Y_j \geq i/3\right) && \text{LÉVY'S INEQUALITY} \\ &\leq 2 \exp\left(-2 \left(\frac{1}{3i}\right)^2 i^2\right) && \text{HOEFFDING'S INEQUALITY} \\ &\leq 2 \exp(-1/18) . \end{aligned}$$

Thus, with a probability at least $1 - 2 \exp(-1/18)$ any such walk never sees any vertex x , with $g(x) = 1$. Thus, V_T for any walk starting in S is at least $2 \exp(-1/18)(0-\mu)^2 \geq 2(1/4) \exp(-1/18) = 0.017$. Note that for any $0 \leq k \leq n/2i$ we can define S_k similarly to be $S_k = \{k(2i) + (i/3 + 1), k(2i) + (i/3 + 2), \dots, k(2i) + 2i/3\}$, and using a similar argument we can show that any walk starting at $S = \bigcup_{k=0}^{n/2i} S_k$ has trace variance at least 0.017. Since the probability of starting in S (at stationarity) is $\frac{1}{3}$, we conclude $v_T \in \Theta(1)$. See Figure 2. □

Figure 4: Image of $f_{n/6}$ on a cycle, zero values are colored in red and one values in blue. The trace variance of any walk shorter than $(n/18)^2$, starting at $S = \bigcup_{k=1}^8 S_k$, denoted by ellipses, is constant.



5.2 Correctness and Efficiency of DynaMITE

5.2.1 A Note on Nonstationarity

Note that theorems 2.3 and 2.4 assume *stationarity* i.e. they consider traces $\vec{X}_{1:m} : X_1, X_2, \dots, X_m$ assuming $X_1 \sim \pi$. This assumption is often prohibitive, as drawing even a single such sample can be NP-hard. We overcome this problem using the following equation for $\vec{X}_{1:m} : X_1, X_2, \dots, X_m, X_1 \sim \nu$.

$$\mathbb{P}_{X_1 \sim \nu}^{\vec{X}} (|\hat{\mu} - \mu| \geq \varepsilon) \leq \left\| \frac{\partial \nu}{\partial \pi} \right\|_{\pi, \infty} \mathbb{P}_{X_1 \sim \pi}^{\vec{X}} (|\hat{\mu} - \mu| \geq \varepsilon) ; \quad (6)$$

see, e.g., [FJS18], proof of thm 2.3. Note that by eq. 6, it is sufficient to have $\left\| \frac{\partial \nu}{\partial \pi} \right\|_{\pi, \infty} = \text{ess sup}_{\omega \in \Omega} \left| \frac{\nu(x)}{\pi(x)} \right| \in \mathcal{O}(1)$. This can generally be accomplished straightforwardly with a *warm-start* by selecting an arbitrary fixed $\omega \in \Omega$, taking ν to be the distribution reached after running \mathcal{M} for $\tau_{\text{rel}}(\mathcal{M}) \ln(1/\pi_{\min})$ steps (see any standard MCMC text book, e.g. [LP17]). With this in mind, for simplicity we assume stationarity, knowing that our proofs and algorithm generalize with trivial modifications.

5.2.2 Stationarity and mixing time of trace chain $\mathcal{M}^{(T)}$

Lemma 5.4 (Trace Chain Mixing). *Having a Markov chain \mathcal{M} with stationary distribution π and mixing time τ_{mix} , the trace chain $\mathcal{M}^{(T)}$'s stationary distribution is $\pi^{(T)}$ where $\pi^{(T)}(\vec{a}) \doteq \pi(a_1) \prod_{i=1}^{k-1} \mathcal{M}(a_i, a_{i+1})$ and its mixing time is bounded as $\tau_{\text{mix}}(\mathcal{M}^{(T)}) \leq 1 + \frac{1}{T} \tau_{\text{mix}}(\mathcal{M})$. In particular for $T \geq \tau_{\text{mix}}(\mathcal{M})$, we have that the second largest eigenvalue of $\mathcal{M}^{(T)}$ is at most $4/5$.*

Proof of Lemma 5.4. We first remark that it is not difficult to prove by induction that

$$\left(\mathcal{M}^{(T)} \right)^j (\vec{a}, \vec{b}) = \mathcal{M}^{(j-1)T+1}(a_T, b_1) \prod_{i=1}^{T-1} \mathcal{M}(b_i, b_{i+1}).$$

It is not difficult to see that with the above definitions, for any \vec{a} a trace of length T we have: $\pi^{(T)}(\vec{a}) = \sum_{\vec{b} \in \Omega^T} \pi^{(T)}(\vec{a}, \vec{b}) \mathcal{M}^{(T)}(\vec{a}, \vec{b})$.

We now show that $\mathcal{M}^{(T)}$ is close to $\pi^{(T)}$ after $(\tau(\epsilon)/T) + 1$ steps. Let X_0, X_1, X_2, \dots , be the trace of the original random walk, thus each X_i is a random variable having distribution $X_i \sim \mathcal{M}^i \mu$. We partition this trace into blocks of length T as follows: $B^j = (X_j, X_{j+1}, \dots, X_{j+T-1})$. Thus the trace of $\mathcal{M}^{(T)}$ will be B^0, B^1, B^2, \dots .

Since the mixing time of \mathcal{M} is τ_{mix} , we have: for any starting distribution ν over Ω , and $\tau \geq \tau_{\text{mix}} \log(\epsilon)$, $\text{TVD}(\mathcal{M}^\tau(\nu), \pi) \leq \epsilon$. Assume $\mathcal{M}^{(T)}$ has started at initial distribution ν' , looking at the distribution of $B_{\frac{\tau(\epsilon)}{T}+1}$ we will have:

$$\begin{aligned}
\text{TVD}(B_{\frac{T}{2}+1}, \pi^{(T)}) &= \frac{1}{2} \sum_{a \in \Omega^T} \left| (\mathcal{M}^{(T)})^{\frac{T}{2}+1} \nu'(a) - \pi^{(T)}(a) \right| \\
&= \frac{1}{2} \sum_{a \in \Omega^T} \left| (\mathcal{M}^\tau)(\nu'_T, a_1) \prod_{i=1}^{T-1} \mathcal{M}(a_i, a_{i+1}) - \pi^{(T)}(a) \right| \\
&= \frac{1}{2} \sum_{a \in \Omega^T} \left| (\mathcal{M}^\tau)(\nu'_T, a_1) \prod_{i=1}^{T-1} \mathcal{M}(a_i, a_{i+1}) - \pi(a_1) \prod_{i=1}^{T-1} \mathcal{M}(a_i, a_{i+1}) \right| \\
&\leq \epsilon \prod_{i=1}^{T-1} \mathcal{M}(a_i, a_{i+1}) \leq \epsilon.
\end{aligned}$$

The bound on λ then follows since $(\tau_{\text{rel}}(\mathcal{M}) - 1) \ln(2) \leq \tau_{\text{mix}}(\mathcal{M}) \leq \tau_{\text{rel}}(\mathcal{M}) \ln\left(\frac{2}{\sqrt{\pi_{\min}}}\right)$. □

5.2.3 Trace Variance Estimation

Lemma 3.3 (Trace Variance Estimation). *Let \hat{v} be defined as in definition 3.2, it then holds that, for any $\delta \in (0, 1)$, we have*

$$\mathbb{P} \left(v_\pi \geq \hat{v} + \frac{(11 + \sqrt{21})(1 + \frac{\lambda}{\sqrt{21}})R^2 \ln \frac{1}{\delta}}{(1 - \lambda)m} + \sqrt{\frac{(1 + \lambda)R^2 \hat{v} \ln \frac{1}{\delta}}{(1 - \lambda)m}} \right) \leq \delta.$$

Proof. The strategy here is to apply a Bernstein-type inequality to the *empirical variance estimate* \hat{v} . As Bernstein's inequality bounds an *expectation*, we construct a *tensor product chain* $\mathcal{M} \otimes \mathcal{M}$, and define a function $g : \Omega \times \Omega \mapsto \mathbb{R}$, such that $\mathbb{E}_{\mathcal{M} \times \mathcal{M}}[g] = \mathbb{V}_{\mathcal{M}} f$.

In particular, we first note that by the tensor product chain rule (see Ex. 12.6 of [LP17]), the *spectral gap* $(1 - \lambda)$ of $\mathcal{M} \otimes \mathcal{M}$ equals that of \mathcal{M} . We now define the function $g : \Omega \times \Omega \mapsto [0, \frac{1}{2}R^2]$ as $g(x_1, x_2) \doteq \frac{1}{2}(x_1 - x_2)^2$.

We first show that g is an *unbiased estimator* of the variance of f , i.e., $\mathbb{E}_{\mathcal{M} \times \mathcal{M}}[g] = \mathbb{V}_{\mathcal{M}}[f]$:

$$\begin{aligned}
\mathbb{E}[g] &= \mathbb{E} \left[\frac{1}{2} (X_1 - X_2)^2 \right] && \text{DEFINITION OF } g \\
&= \frac{1}{2} \mathbb{E} \left[(X_1 - X_2)^2 \right] && \text{STATIONARITY} \\
&= \frac{1}{2} \left(\mathbb{E}[X_1^2 + X_2^2] - 2 \mathbb{E}[X_1 X_2] \right) && \text{LINEARITY} \\
&= \mathbb{E}[X_1^2] - (\mathbb{E}[X_1])^2 && \text{INDEPENDENCE} \\
&= \mathbb{V}[X_1] = v_\pi && \text{VARIANCE PROPERTIES}
\end{aligned}$$

We now seek to apply the Bernstein bound to g on $\mathcal{M} \otimes \mathcal{M}$. Note that the *range* of g is $[0, \frac{1}{2}R^2]$. We require also a bound on the *variance of the variance* $\mathbb{V}[g]$. We break the infinite regress here by noting that

$$\begin{aligned}
\mathbb{V}[g] &= \mathbb{E}[g^2] - (\mathbb{E}[g])^2 \\
&\leq \mathbb{E}[g \cdot g] \\
&\leq \mathbb{E}[g \frac{1}{2}R^2] \\
&= \frac{1}{2}R^2 \mathbb{E}[g] \\
&= \frac{1}{2}R^2 v_\pi.
\end{aligned}$$

Note that this is effectively the argument of Bernstein's inequality that removes higher moments (beyond the second) from the exponential-sum decomposition in the Chernoff-MGF bound.

Applying the Bernstein inequality (theorem 2.4) then yields

$$\mathbb{P}(v_\pi \geq \hat{v} + \varepsilon) \leq \delta ,$$

for

$$\begin{aligned} \varepsilon &\leq \frac{10R^2 \ln \frac{1}{\delta}}{2(1-\lambda)m} + \sqrt{\frac{2(1+\lambda) \mathbb{V}[g] \ln \frac{1}{\delta}}{(1-\lambda)m}} && \text{Range}(g) = \frac{1}{2}R^2 \\ &\leq \frac{5R^2 \ln \frac{1}{\delta}}{(1-\lambda)m} + \sqrt{\frac{(1+\lambda)R^2 v_\pi \ln \frac{1}{\delta}}{(1-\lambda)m}} && \mathbb{V}[g] \leq \frac{1}{2}R^2 v_\pi \end{aligned}$$

We now seek a form that depends only on the *empirical variance*, which we derive via the quadratic formula.

$$\begin{aligned} \varepsilon &\leq \frac{(11+\lambda)R^2 \ln \frac{1}{\delta}}{2(1-\lambda)m} + \sqrt{\left(\frac{(1+\lambda)R^2 \ln \frac{1}{\delta}}{2(1-\lambda)m}\right)^2 + \frac{5R^2 \ln \frac{1}{\delta}}{(1-\lambda)m} \cdot \frac{(1+\lambda)R^2 \ln \frac{1}{\delta}}{(1-\lambda)m} + \frac{(1+\lambda)R^2 \hat{v} \ln \frac{1}{\delta}}{(1-\lambda)m}} && \text{QUADRATIC FORMULA} \\ &= \frac{(11+\lambda)R^2 \ln \frac{1}{\delta}}{2(1-\lambda)m} + \sqrt{\left(\frac{(1+\lambda)R^2 \ln \frac{1}{\delta}}{2(1-\lambda)m}\right)^2 + \left(\frac{\sqrt{5(1+\lambda)}R^2 \ln \frac{1}{\delta}}{(1-\lambda)m}\right)^2 + \frac{(1+\lambda)R^2 \hat{v} \ln \frac{1}{\delta}}{(1-\lambda)m}} && \text{ALGEBRA} \\ &= \frac{(11+\lambda)R^2 \ln \frac{1}{\delta}}{2(1-\lambda)m} + \sqrt{\left((2\sqrt{5})^2 + (1+\lambda)\right) \left(\frac{\sqrt{1+\lambda}R^2 \ln \frac{1}{\delta}}{2(1-\lambda)m}\right)^2 + \frac{(1+\lambda)R^2 \hat{v} \ln \frac{1}{\delta}}{(1-\lambda)m} \left((2\sqrt{5})^2 + (1+\lambda)\right)} && = 21 + \lambda \\ &\leq \frac{(11+\lambda)R^2 \ln \frac{1}{\delta}}{2(1-\lambda)m} + \sqrt{\left(\frac{(\sqrt{21} + \frac{11}{\sqrt{21}})\lambda R^2 \ln \frac{1}{\delta}}{2(1-\lambda)m}\right)^2 + \frac{(1+\lambda)R^2 \hat{v} \ln \frac{1}{\delta}}{(1-\lambda)m}} && \sqrt{21 + \lambda}\sqrt{1 + \lambda} \leq \sqrt{21} + \frac{11}{\sqrt{21}}\lambda \\ &\leq \frac{(11 + \sqrt{21} + (1 + \frac{11}{\sqrt{21}})\lambda)R^2 \ln \frac{1}{\delta}}{2(1-\lambda)m} + \sqrt{\frac{(1+\lambda)R^2 \hat{v} \ln \frac{1}{\delta}}{(1-\lambda)m}} && \sqrt{a^2 + b} \leq a + \sqrt{b} \\ &= \frac{((11 + \sqrt{21})(1 + \frac{\lambda}{\sqrt{21}})R^2 \ln \frac{1}{\delta}}{2(1-\lambda)m} + \sqrt{\frac{(1+\lambda)R^2 \hat{v} \ln \frac{1}{\delta}}{(1-\lambda)m}} . && \text{ALGEBRA} \end{aligned}$$

This concludes the result. \square

As an intermediary, we obtain the following, which shall prove useful in deriving efficiency guarantees.

Corollary 5.5 (Trace Variance Estimation).

$$\mathbb{P}\left(v_\pi \geq \hat{v} + \frac{5R^2 \ln \frac{1}{\delta}}{(1-\lambda)m} + \sqrt{\frac{(1+\lambda)R^2 v_\pi \ln \frac{1}{\delta}}{(1-\lambda)m}}\right) \leq \delta .$$

5.2.4 DynaMITE's correctness and efficiency

Theorem 5.6 (Correctness of DYNAMITE). *Consider a Markov chain \mathcal{M} over Ω , and assume its second absolute eigenvalue is less than Λ . Assume we have function $f : \Omega \rightarrow [a, b]$ with $R \doteq b - a$, and we want to estimate true mean, $\mu \doteq \mathbb{E}_\pi[f]$ with precision $\varepsilon > 0$, and confidence $(1 - \delta) \in (0, 1)$.*

If we start at stationarity, i.e. $(x_0, x_1) \sim \pi(\mathcal{M} \otimes \mathcal{M})$, we take mean estimate $\hat{\mu}$ as either

1. $\hat{\mu} \leftarrow \text{MCMCPro}((x_0, x_1), \mathcal{M}, \Lambda, f, \varepsilon, \delta)$; or

2. $\hat{\mu} \leftarrow \text{DYNAMITE}((x_0, x_1), \mathcal{M}, \Lambda, f, \varepsilon, \delta)$ for lazy \mathcal{M} .

More generally, for a nonstationary start from any $\omega \in \text{Support}(\pi(\mathcal{M}))$, given minimum supported stationary probability (density) at least π_{\min} , we may take

3. $\hat{\mu} \leftarrow \text{WARMSTARTDYNAMITE}(\omega, \mathcal{M}, \Lambda, \pi_{\min}, f, \varepsilon, \delta)$ for lazy, reversible \mathcal{M} .

In all cases, with probability at least $1 - \delta$, we have $|\hat{\mu} - \mu| \leq \varepsilon$.

Proof. We first show (1), i.e., correctness of MCMC_{PRO}, and then show that correctness of WARMSTARTDYNAMITE easily follows from that of DYNAMITE, which follows from that of MCMC_{PRO}.

We now show claim (1). First note that in initialization (independent of any sampling), MCMC_{PRO} computes iteration count I and initial sample size α (line 4), which determine the *schedule of sample sizes and probabilistic bounds*. Over the course of the algorithm, at each of I timesteps, a 1-tail (upper) bound on *variance* \mathbf{u}_i is computed (line 10), and a 2-tail bound on *mean* $\boldsymbol{\mu}_i$ is computed (line 11), for a total of $3I$ tail bounds. Each tail is bounded with probability $1 - \frac{\delta}{3I}$, thus by union bound, all hold simultaneously with probability $1 - \delta$. We assume henceforth that app tail bounds hold, thus all conclusions are thus qualified as holding *with probability* $\geq 1 - \delta$. Now, note that termination (line 12) occurs for one of two reasons: either $i = I$, or $\hat{\epsilon}_i \leq \varepsilon$. We analyze these cases separately.

In case 1, we have termination at $i < I$, i.e., $\hat{\epsilon}_i \leq \varepsilon$. As assumed above, all tail bounds at each iteration hold by union bound. Thus for the sample drawn at iteration i , in particular the *variance bounds* (line 10) hold, as \hat{v}_i is an *unbiased estimate* of v_T , and by lemma 3.3, w.h.p., $v_T \leq \mathbf{u}_i$. Similarly, the *mean bounds* (11) hold via theorem 2.4 (noting that, by *averaging over* a pair of *independent chains*, the variance proxy of interest is $\frac{1}{2}v_T$). Note that while both tail bounds are taken over the tensor-product chain $\mathcal{M} \otimes \mathcal{M}$, it holds that $\lambda(\mathcal{M} \otimes \mathcal{M}) = \lambda(\mathcal{M})$, so the bound remains valid.

Consequently, when it holds that $\hat{\epsilon}_i \leq \varepsilon$, the algorithm returns the estimate $\hat{\boldsymbol{\mu}}_i$ (line 13), which by the above is sufficiently accurate to satisfy the stated guarantees.

We now consider case 2, wherein we have termination at step $i = I$. When this occurs, it holds that

$$m_i = m_I = \left\lceil \alpha 2^I \right\rceil \geq m_H(\lambda, R, \varepsilon, \frac{\delta}{3I}) ,$$

and thus by Hoeffding's inequality for mixing processes (theorem 2.3), we have $|\mu - \hat{\boldsymbol{\mu}}_I| \leq \varepsilon$, (i.e., the schedule was selected exactly to ensure m_I samples would be sufficient, regardless of early termination and variance.

We now proceed to show claim (2). To see this result, note that

$$\lambda(\mathcal{M}^{(T)}) \leq \lambda^T(\mathcal{M}) ,$$

and thus claim (2) follows directly from claim (1).

Finally, note that claim (3) follows from claim (2), paired with Eq. 6. In particular, note that the uniform mixing time is selected such that we have

$$\forall \omega : \left\| \frac{\partial \mathcal{M}^{\tau_{\text{unif}}(\omega)}}{\partial \pi} \right\|_{\pi, \infty} \leq 2 ,$$

i.e., \mathcal{M} is uniformly mixed. This further implies that the trace chain is uniformly mixed, as both π_{\min} and Λ are exponential in the trace-length T , which cancels out in the uniform-mixing bound (see Eq. 12.13 of [LP17]). However, we still apply nonstationarity correction $\frac{\delta}{4}$ instead of $\frac{\delta}{2}$, to account for the fact that the *tensor product chain* ($\mathcal{M} \otimes \mathcal{M}$) *uniformly mixes* slightly slower than \mathcal{M} , even though it *relaxes* and *mixes* as quickly as \mathcal{M} . \square

Before showing efficiency, we state a lemma that allows us to relate Tv_T with $\tau_{\text{rel}}v_{\tau_{\text{rel}}}$.

Lemma 5.7 (Trace Variance of Large Traces). *Suppose a lazy reversible Markov chain \mathcal{M} . The product of trace-size and trace-variance, i.e., Tv_T , is asymptotically equivalent for $T \geq \tau_{\text{rel}}$. In other words, we have*

$$\Theta(\tau_{\text{rel}}v_{\tau_{\text{rel}}}) = \Theta(Tv_T) = \Theta\left(\lim_{t \rightarrow \infty} tv_t\right) .$$

Proof. We show this result by deriving a bidirectional inequality chain. We begin with the upper-bounds. By monotonicity, we have

$$\tau_{\text{rel}} v_{\tau_{\text{rel}}} \leq T v_T \leq \lim_{t \rightarrow \infty} t v_t .$$

We now show the lower-bounds. This direction is a bit subtler. Assume for now that $T = n \tau_{\text{rel}}$ for some integer n . We then have

$$\begin{aligned} T v_T(\mathcal{M}) &= n \tau_{\text{rel}} v_n(\mathcal{M}^{(\tau_{\text{rel}})}) && \text{IDENTITIES} \\ &\leq n \tau_{\text{rel}} \frac{2 \tau_{\text{rel}}(\mathcal{M}^{(\tau_{\text{rel}})}) v_{\tau_{\text{rel}}}}{n} && \text{EQ. 3.14 OF [PAU15]} \\ &= n \tau_{\text{rel}} \frac{2 \tau_{\text{rel}}(\mathcal{M}^{(\tau_{\text{rel}})}) v_{\tau_{\text{rel}}}(\mathcal{M})}{n} && v_{\pi}(\mathcal{M}^{(\tau_{\text{rel}})}) = v_{\tau_{\text{rel}}}(\mathcal{M}) \\ &= 2 \tau_{\text{rel}} \tau_{\text{rel}}(\mathcal{M}^{(\tau_{\text{rel}})}) v_{\tau_{\text{rel}}}(\mathcal{M}) && \text{ALGEBRA} \\ &\in \Theta(\tau_{\text{rel}} v_{\tau_{\text{rel}}}(\mathcal{M})) . && \tau_{\text{rel}}(\mathcal{M}^{(\tau_{\text{rel}})}) \in \Theta(1) \end{aligned}$$

Correcting for non-integer n is simple, as we may apply the result to the nearest integer n , and the ratio $\frac{v_T}{v_{T'}}$ is bounded when $\frac{T}{T'}$ is near 1.

Finally, note that

$$\lim_{t \rightarrow \infty} t v_t \in \Theta(\tau_{\text{rel}} v_{\tau_{\text{rel}}})$$

follows similarly via Eq. 15 of [Pau15]. □

We now present and prove an extended statement of theorem 3.2, which provides finite-sample and asymptotic sample complexity bounds to MCMCPRO, DYNAMITE, and WARMSTARTDYNAMITE.

Theorem 5.8 (Efficiency of DYNAMITE). *Suppose as in theorem 5.6, and take $I \doteq \log_2\left(\frac{R}{2\varepsilon}\right)$ and $T \doteq \left\lceil \frac{1+\Lambda}{1-\Lambda} \ln \sqrt{2} \right\rceil$. Then with probability at least $1 - \frac{\delta}{3I}$, each mean-estimation algorithm runs for no more than \hat{m} steps (individually), where \hat{m} is*

1. for MCMCPRO:

$$\begin{aligned} \hat{m} &\leq 4T \ln \frac{3I}{\delta} \left(\frac{5(6+\Lambda)R}{2(1-\Lambda)\varepsilon} + \frac{(1+\Lambda)v_T}{(1-\Lambda)\varepsilon^2} \right) \\ &\in \mathcal{O} \left(\frac{1}{1-\Lambda} \log \left(\frac{\log(R/\varepsilon)}{\delta} \right) \left(\frac{R}{\varepsilon} + \frac{v_{\pi}}{\varepsilon^2} \right) \right) ; \end{aligned}$$

2. for DYNAMITE:

$$\begin{aligned} \hat{m} &\leq 2T \ln \frac{3I}{\delta} \left(\frac{65R}{\varepsilon} + \frac{12v_T}{\varepsilon^2} \right) \\ &\in \mathcal{O} \left(T \log \left(\frac{\log(R/\varepsilon)}{\delta} \right) \left(\frac{R}{\varepsilon} + \frac{v_T}{\varepsilon^2} \right) \right) \\ &= \mathcal{O} \left(\log \left(\frac{\log(R/\varepsilon)}{\delta} \right) \left(\frac{R}{(1-\Lambda)\varepsilon} + \frac{\tau_{\text{rel}} v_{\tau_{\text{rel}}}}{\varepsilon^2} \right) \right) ; \& \end{aligned}$$

3. for WARMSTARTDYNAMITE:

$$\begin{aligned}
\hat{m} &\leq 2 \left\lceil \frac{\ln \frac{1}{\pi_{\min}}}{\ln \frac{1}{\lambda}} \right\rceil + 2T \ln \frac{12I}{\delta} \left(\frac{65R}{\varepsilon} + \frac{12v_T}{\varepsilon^2} \right) \\
&\in \mathcal{O} \left(\frac{\ln \frac{1}{\pi_{\min}}}{\ln \frac{1}{\lambda}} + T \log \left(\frac{\log(R/\varepsilon)}{\delta} \right) \left(\frac{R}{\varepsilon} + \frac{v_T}{\varepsilon^2} \right) \right) \\
&= \mathcal{O} \left(\frac{\ln \frac{1}{\pi_{\min}}}{\ln \frac{1}{\lambda}} + \log \left(\frac{\log(R/\varepsilon)}{\delta} \right) \left(\frac{R}{(1-\Lambda)\varepsilon} + \frac{\tau_{\text{rel}} v_{\text{rel}}}{\varepsilon^2} \right) \right).
\end{aligned}$$

Proof. The strategy here is to derive a sample size m' , dependent on $R, v_T, \varepsilon, \delta$, s.t. w.h.p., each algorithm will terminate after drawing a sample of at least m' traces. We then bound the total number of samples drawn over the course of this process, and make some substitutions to derive the result. For brevity, throughout this result we take $\eta \doteq \ln \frac{3I}{\delta}$.

We show the result for MCMCPRO, using second absolute eigenvalue bound λ , as it immediately implies the corresponding results for DYNAMITE and WARMSTARTDYNAMITE.

We first show that, with high probability, the *empirical variance* is not much larger than the true variance, and thus with high probability, the variance-bounds used by MCMCPRO are not loose. Let

$$\varepsilon_{v,1} \doteq \frac{5R^2\eta}{(1-\Lambda)m}, \quad \varepsilon_{v,2} \doteq \sqrt{\frac{(1+\Lambda)R^2v_\pi\eta}{(1-\Lambda)m}}.$$

Now, note that by corollary 5.5,⁷ we have for any sample size m that

$$\mathbb{P}(\hat{v}_i \geq v_\pi + \varepsilon_{v,1} + \varepsilon_{v,2}) \leq \frac{\delta}{3I}.$$

We now consider the first iteration i such that $m_i \geq m'$, letting $m \doteq m_i$ and $\hat{v} \doteq \hat{v}_i$. On line 10 of MCMCPRO, we have (w.h.p.)

$$\begin{aligned}
\mathbf{u}_i &\leq \hat{v} + \frac{(11 + \sqrt{21} + (1 + \frac{11}{\sqrt{21}})\Lambda)R^2\eta}{(1-\Lambda)m} + \sqrt{\frac{(1+\Lambda)R^2\hat{v}\eta}{(1-\Lambda)m}} \\
&\leq v_\pi + \varepsilon_{v,1} + \varepsilon_{v,2} + \frac{(11 + \sqrt{21} + (1 + \frac{11}{\sqrt{21}})\Lambda)R^2\eta}{(1-\Lambda)m} + \sqrt{\frac{(1+\Lambda)R^2(v_\pi + \varepsilon_{v,1} + \varepsilon_{v,2})\eta}{(1-\Lambda)m}} \quad \hat{v} \leq v_\pi + \varepsilon_{v,1} + \varepsilon_{v,2} \text{ (w.h.p.)} \\
&= v_\pi + \varepsilon_{v,2} + \frac{(16 + \sqrt{21} + (1 + \frac{11}{\sqrt{21}})\Lambda)R^2\eta}{(1-\Lambda)m} + \sqrt{\frac{(1+\Lambda)R^2(v_\pi + \varepsilon_{v,1} + \varepsilon_{v,2})\eta}{(1-\Lambda)m}} \\
&= v_\pi + \varepsilon_{v,2} + \frac{(16 + \sqrt{21} + (1 + \frac{11}{\sqrt{21}})\Lambda)R^2\eta}{(1-\Lambda)m} + \sqrt{\frac{(1+\Lambda)R^2\eta}{(1-\Lambda)m}} \sqrt{v_\pi + \varepsilon_{v,1} + \varepsilon_{v,2}} \quad \text{ALGEBRA} \\
&< v_\pi + \varepsilon_{v,2} + \frac{(16 + \sqrt{21} + (1 + \frac{11}{\sqrt{21}})\Lambda)R^2\eta}{(1-\Lambda)m} + \sqrt{\frac{(1+\Lambda)R^2\eta}{(1-\Lambda)m}} (\sqrt{v_\pi} + \sqrt{\varepsilon_{v,1}}) \quad \sqrt{a+b+2\sqrt{ab}} = \sqrt{a} + \sqrt{b} \\
&\leq v_\pi + \varepsilon_{v,2} + \frac{(16 + \sqrt{5} + \sqrt{21} + (1 + \frac{\sqrt{5}}{2} + \frac{11}{\sqrt{21}})\Lambda)R^2\eta}{(1-\Lambda)m} + \sqrt{\frac{(1+\Lambda)R^2v_\pi\eta}{(1-\Lambda)m}} \\
&= v_\pi + \underbrace{\frac{(16 + \sqrt{5} + \sqrt{21} + (1 + \frac{\sqrt{5}}{2} + \frac{11}{\sqrt{21}})\Lambda)R^2\eta}{(1-\Lambda)m}}_{\doteq \varepsilon_{v,3}} + 2 \underbrace{\sqrt{\frac{(1+\Lambda)R^2v_\pi\eta}{(1-\Lambda)m}}}_{\doteq \varepsilon_{v,4}}
\end{aligned}$$

⁷Note that here we take a lower-tail bound, rather than an upper-tail bound; the constants are identical and the result similarly follows from the Bernstein inequality.

Substitution into the Bernstein bound (line 11), and similar algebra, gives us

$$\begin{aligned}
\hat{\epsilon}_i &= \frac{10R\eta}{(1-\Lambda)m_i} + \sqrt{\frac{(1+\Lambda)u_i\eta}{(1-\Lambda)m_i}} \\
&\leq \frac{10R\eta}{(1-\Lambda)m_i} + \sqrt{\frac{(1+\Lambda)(v_\pi + \varepsilon_{v,3} + \varepsilon_{v,4})\eta}{(1-\Lambda)m_i}} && \text{SEE ABOVE} \\
&< \frac{5(6+\Lambda)R\eta}{2(1-\Lambda)m_i} + \sqrt{\frac{(1+\Lambda)v_\pi\eta}{(1-\Lambda)m_i}} && \begin{aligned} &\sqrt{a+b+2\sqrt{ab}} = \sqrt{a} + \sqrt{b} \\ &\text{ALGEBRAIC BOUNDS} \end{aligned}
\end{aligned}$$

We terminate when $\hat{\epsilon}_i \leq \varepsilon$, thus this implies sufficient sample size

$$m' \leq +\eta \left(\frac{5(6+\Lambda)R}{2(1-\Lambda)\varepsilon} + \frac{(1+\Lambda)v_\pi}{(1-\Lambda)\varepsilon^2} \right).$$

Now, due to the doubling geometric grid, we must have $m_i \in [m', 2m']$, thus we have

$$m_i \leq 2\eta \left(\frac{5(6+\Lambda)R}{2(1-\Lambda)\varepsilon} + \frac{(1+\Lambda)v_\pi}{(1-\Lambda)\varepsilon^2} \right).$$

Now, each step of the tensor-product chain $(\mathcal{M} \otimes \mathcal{M})$ requires two steps of \mathcal{M} , so we conclude (1) by noting that $4m'$ samples suffice.

Now, to get (2), note that in DYNAMITE, we take $T \doteq \left\lceil \frac{1+\Lambda}{1-\Lambda} \ln \sqrt{2} \right\rceil$, and thus $\lambda(\mathcal{M}^{(T)}) \leq \lambda^T \leq \frac{1}{2}$. The finite-sample bound then follows from (1) as DYNAMITE simply calls MCMC PRO (see line 22, multiplying total sample complexity by T , as each step in $(\mathcal{M}^{(T)} \otimes \mathcal{M}^{(T)})$ (i.e., the tensor-product trace-chain) takes T steps in \mathcal{M} for every step in the $\mathcal{M} \otimes \mathcal{M}$ chain of MCMC PRO. Finally, applying lemma 5.7 yields the result.

We now show (3). In WARMSTARTDYNAMITE, the nonstationarity correction appears as a factor-4 increase on $\frac{1}{\delta}$ (see line 29), and an additive sampling cost for the warm start (see line 27). \square

5.3 Loosely connected graphs: coupling with a simpler chain

Let $V_j \subseteq V$, we define \mathcal{M}_j being restriction of \mathcal{M} to V_j as follows:

Definition 5.2 (Glauber dynamic chain restricted to V_j). *We define Markov chain \mathcal{M}_j as follows: At each time step t , let X_t be a proper k -coloring of the induced subgraph of V_j ,*

- (1) *Pick $c \in \{1, 2, \dots, k\}$, and $u \in V$ uniformly at random.*
- (2) *If $u \in V_i$ then follow \mathcal{M} to get to X_{t+1} . (Definition 4.1).*
- (3) *Else, $X_{t+1} = X_t$.*

In the following lemma we bound the trace variance of any function f_i appearing in intermediate phases of JVV on loosely connected graphs in terms of $\tau_{\text{rel}}(\mathcal{M}_j)$:

Lemma 4.2 (Trace Variance of loosely connected graphs). *Let ζ be the connectedness parameter of V_j . Let $\tau_{\text{rel}}(\mathcal{M})$ and $\tau_{\text{rel}}(\mathcal{M}_j)$ be respectively the relaxation time of \mathcal{M} and \mathcal{M}_j . Assume $f : \Gamma(G, k) \rightarrow [0, 1]$ be such that for a coloring γ , $f(\gamma) = f(\gamma(V_j))$. Consider a trace of length T of \mathcal{M} , $\vec{X} : X_1, X_2, \dots, X_T$. we have: $v_T \leq \tau_{\text{rel}}(\mathcal{M}_j)/2T + 12\zeta(1 + \frac{9\log(T)}{T})$. Note that since we assume $T \geq \tau_{\text{rel}}(\mathcal{M})$, we have $v_T \leq \tau_{\text{rel}}(\mathcal{M}_j)/2\tau_{\text{rel}}(\mathcal{M}) + 12\zeta(1 + \frac{9\log(T)}{T})$.*

Proof. Let G' be a graph obtained from G by removing the edges of $B(V_j)$. We couple \vec{X} to a trace of the same length of $\mathcal{M}(G')$, in the straightforward manner by picking the same u and c at step (1) of \mathcal{M} . Let such trace of $\mathcal{M}(G')$ be $\vec{Y} = Y_1, Y_2, \dots, Y_T$.

We define $C \subseteq \{1, 2, \dots, T\}$ to indicate the set of indices for which the above coupling failed. More formally, for each i , we have $i \in C$ if and only if in Y_i there are two end points of the edges in $B(V_j)$ having the same color. We define

$$\tilde{S} \doteq \sum_{i \notin C} f(X_i) = \sum_{i \notin C} f(Y_i), \quad S_X^c \doteq \sum_{i \in C} f(X_i), \quad S_Y^c \doteq \sum_{i \in C} f(Y_i), \quad S_X \doteq \tilde{S} + S_X^c, \quad \text{and} \quad S_Y \doteq \tilde{S} + S_Y^c.$$

Let $\mathcal{E}(\gamma)$ be the event that $\gamma \sim U(\Gamma(G', k))$ colors none of the two end points of an edge in $B(V_i)$ to the same color. Let $\tilde{\mu}$ be the expectation of $f(\gamma)$ when $\gamma \sim U(\Gamma(G', k))$.

Firstly, note that we have, $\mu = \mathbb{E}[f(\gamma)|\mathcal{E}(\gamma)]$, $\gamma \sim \Gamma(G', k)$. Furthermore, we can rewrite $\tilde{\mu}$ as $\tilde{\mu} = \mathbb{E}[f(\gamma)|\mathcal{E}(\gamma)]\mathbb{P}(\mathcal{E}(\gamma)) + \mathbb{E}[f(\gamma)|\neg\mathcal{E}(\gamma)](1 - \mathbb{P}(\mathcal{E}(\gamma)))$. Thus, $\mu(1 - \zeta) \leq \tilde{\mu} \leq \mu(1 - \zeta) + \zeta$, hence, $|\mu - \tilde{\mu}| \leq \zeta$.

Secondly, let $n_c \doteq \#C$, and note that $\tilde{S} \leq S_X \leq \tilde{S} + n_c$ and $\tilde{S} \leq S_Y \leq \tilde{S} + n_c$, thus $0 \leq |S_Y - S_X| \leq n_c$. Furthermore, since $\mathbb{E}[n_c] \leq T\zeta$, applying the concentration bound of theorem 2.3, we have: $\mathbb{P}(n_c \geq T\zeta + \log(T)) \leq \exp(-\log^2(T)) \leq 1/T^2$.

The following inequalities are thus concluded:

$$\begin{aligned} \mathbb{E}_{\tilde{X}} \left[\left(\frac{S_X}{T} - \mu \right)^2 \right] &= \mathbb{E}_{\tilde{X}} \left[\left(\left(\frac{S_Y}{T} - \tilde{\mu} \right) + \left(\frac{S_X - S_Y}{T} \right) + (\mu - \tilde{\mu}) \right)^2 \right] \\ &= \mathbb{E}_{\tilde{X}} \left[\left(\left(\frac{S_Y}{T} - \tilde{\mu} \right) + \left(\frac{S_X - S_Y}{T} \right) + (\mu - \tilde{\mu}) \right)^2 \middle| n_c \leq T\zeta + \log(T) \right] \mathbb{P}(n_c \leq T\zeta + \log(T)) \\ &\quad + \mathbb{E}_{\tilde{X}} \left[\left(\left(\frac{S_Y}{T} - \tilde{\mu} \right) + \left(\frac{S_X - S_Y}{T} \right) + (\mu - \tilde{\mu}) \right)^2 \middle| n_c > T\zeta + \log(T) \right] \mathbb{P}(n_c > T\zeta + \log(T)) \\ &\leq \mathbb{E}_{\tilde{X}} \left[\left(\left(\frac{S_Y}{T} - \tilde{\mu} \right) + \left(\frac{T\zeta + \log(T)}{T} \right) + \zeta \right)^2 \right] + R^2 \frac{1}{T^2} \\ &\leq \mathbb{E}_{\tilde{X}} \left[\left(\left(\frac{S_Y}{T} - \tilde{\mu} \right) + \frac{\log(T)}{T} + 2\zeta \right)^2 \right] + R^2 \frac{1}{T^2} \\ &\leq \mathbb{E}_{\tilde{X}} \left[\left(\frac{S_Y}{T} - \tilde{\mu} \right)^2 \right] + 2 \left(2\zeta + \frac{\log(T)}{T} \right) \mathbb{E}_{\tilde{X}} \left[\left(\frac{S_Y}{n} - \tilde{\mu} \right) \right] + \left(2\zeta + \frac{\log(T)}{T} \right)^2 + R^2 \frac{1}{T^2} \\ &\leq \mathbb{E}_{\tilde{X}} \left[\left(\frac{S_Y}{T} - \tilde{\mu} \right)^2 \right] + 2 \left(2\zeta + \frac{\log(T)}{T} \right) R + \left(2\zeta + \frac{\log(T)}{T} \right)^2 + R^2 \frac{1}{T^2} \\ &\leq \mathbb{E}_{\tilde{X}} \left[\left(\frac{S_Y}{n} - \tilde{\mu} \right)^2 \right] + \zeta(4R + 4) + \frac{\log(T)}{T} \zeta(4R + 4) + \left(\frac{\log(T)}{T} \right)^2 + 4\zeta^2 + (1 + \zeta)^2 \frac{1}{T^2} \end{aligned}$$

For T large enough, and $\zeta \leq 1$, we bound the last four terms by $\zeta(4 + \frac{\log(T)}{T}(4R + 5))$ and we conclude:

$$\mathbb{E}_{\tilde{X}} \left[\left(\frac{S_X}{T} - \mu \right)^2 \right] \leq \mathbb{E}_{\tilde{Y}} \left[\left(\frac{S_X}{T} - \mu \right)^2 \right] + \zeta(4R + 8) \left(1 + \frac{\log(T)}{T}(4R + 5) \right). \quad (7)$$

Finally, since for any coloring $\gamma \in \Gamma(G', k)$, we have $f(\gamma) = f(\gamma(V_j))$. The trace of \tilde{Y} evolves through \mathcal{M}_j . Thus by eq. (1), we have $\mathbb{E}_{\tilde{Y}} \left[\left(\frac{S_Y}{n} - \tilde{\mu} \right)^2 \right] = v_T(\mathcal{M}_j) \leq 2\tau_{\text{rel}}(\mathcal{M}_j)v_\pi(f)/T$. Setting $R = 1$, and using eq. (7), we get: $v_T(\mathcal{M}) = \mathbb{E}_{\tilde{X}} \left[\left(\frac{S_X}{T} - \mu \right)^2 \right] \leq \mathbb{E}_{\tilde{Y}} \left[\left(\frac{S_Y}{T} - \mu \right)^2 \right] + 9\zeta = v_T(\mathcal{M}_j) + 12\zeta \left(1 + \frac{9\log(T)}{T} \right)$. \square

5.4 Application to Planted Partitions

The planted partition model has the following distribution:

Definition 5.3 (Planted Partition Model). *Given the following parameters: (i) number of vertices n , (ii) a partitioning of $\{1, 2, \dots, n\}$ to r subsets C_1, C_2, \dots, C_r , and (iii) an edge placement matrix $P \in [0, 1]^{r \times r}$. A graph G with $\#V = n$ is generated as follows: for any two vertices $u \in C_i$ and $v \in C_j$, the edge (u, v) is in E with probability $P_{i,j}$.*

A simplified version of the planted partition model is when each C_i has size n/r , the diagonal elements of P are all p , and the other elements are $\frac{q}{r-1}$. Since the probability of having edges inside a community is often more than having edges between two communities we assume $q/p \in o(1)$. We denote this model by $\mathcal{P}(n, r, p, q)$. We show bounds for this simplified model, though they may easily be extended to arbitrary planted partitions graphs or similar network models having small clusters.

Theorem 5.9 (Application to Planted Partitions). *Consider $G \sim \mathcal{P}(n, r, p, q)$. Assume $p \geq qn$, and let k be large enough so that Vigoda's rapidly mixing result for proper k -colorings holds for G , i.e. $k \geq 11/6 \cdot d_{\max}(G)$. With probability $\geq 1 - o(1)$, (1) G is $1/r$ -loosely connected, and (2) Jerrum's counting algorithm on G , with $\delta = \varepsilon = 1/4$, equipped with DYNAMITE as a mean-estimation gadget, has sample complexity*

$$\mathcal{O} \left(n^2 \log(n) \left((\#E)^2 + \frac{(\#E)^3}{r} \right) \right) .$$

Proof of Theorem 5.9. Let $G \sim \mathcal{P}(n, r, p, q)$. We first show that with probability at least $1 - re^{-\frac{2n^2q}{r^2}}$, and taking $\zeta \doteq \frac{2n^2q}{kr^2}$, any partitions C_j , is ζ -loosely connected to the rest of the graph G .

For any j , and $v \in C_j$, let $d_{out}(v)$ be number of edges having one end outside C_j . Remember definition of $B(C_j)$ from Definition 4.3, we have:

$$B(C_j) = \sum_{v \in C_j} \#d_{out}(v) ,$$

Taking $B_{\max} \doteq \max_{j \in 1, \dots, r} B(C_j)$, note that by symmetry and the fact that for each two end points of an edge in $B(C_j)$ we can recolor one end point to make their colors different, we will have that

$$\mathbb{P}_{\gamma} \left(\bigvee_{(u,v) \in B(C_j)} \gamma(u) = \gamma(v) \right) \leq \frac{B_{\max}}{k} .$$

Now, note that $\#C_i = \frac{n}{r}$, and furthermore, for each $v \in C_j$,

$$d_{out}(v) \sim \mathcal{B} \left(n - \frac{n}{r}, \frac{q}{r-1} \right) = \mathcal{B} \left(\frac{n(r-1)}{r}, \frac{q}{r-1} \right) ,$$

where $\mathcal{B}(n, p)$ denotes the binomial distribution. Thus by independence, we have

$$B(C_j) \sim \mathcal{B} \left(\frac{n^2(r-1)}{r^2}, \frac{q}{r-1} \right) , \mathbb{E}[B(C_j)] = \frac{n^2q}{r^2} , \mathbb{V}[B(C_j)] = \frac{n^2q}{r^2} \left(1 - \frac{q}{r-1} \right) < \frac{n^2q}{r^2} .$$

By the Gaussian CLT Chernoff bound, we have approximately

$$\mathbb{P} \left(B_i > \frac{n^2q}{r^2} + \sqrt{\frac{2n^2q}{r^2} \ln\left(\frac{1}{\delta}\right)} \right) \leq \delta .$$

Furthermore, by the union bound, we have approximately

$$\mathbb{P} \left(B_{\max} > \frac{n^2q}{r^2} + \sqrt{\frac{2n^2q}{r^2} \ln\left(\frac{r}{\delta}\right)} \right) \leq \delta .$$

Take $\delta = \exp\left(\frac{-n^2q \ln(\frac{1}{r})}{2r^2}\right)$, and we get

$$\mathbb{P} \left(B_{\max} > \frac{2n^2q}{r^2} \right) \leq \exp \left(\frac{-n^2q \ln(\frac{1}{r})}{2r^2} \right) .$$

Thus with probability at least $1 - r \exp\left(\frac{-n^2q}{r^2}\right)$, for $\zeta \leq \frac{2n^2q}{kr^2}$, we have that all C_j s are ζ -loosely connected to the rest of the graph.

We now show that with probability at least $1 - e^{-(np)/(8r)}$ in a graph generated from $G \sim \mathcal{P}(n, r, p, q)$ we have: $d_{\max}(G) \geq (np)/(2r)$. This is easily derived from the Chernoff bound and having $\mathbb{E}[d(v)] \geq np/r$, where $d(v)$ is the degree of each vertex.

Having this bound, if $k > \frac{(11/6)np}{2r}$ Vigoda’s result will be applicable to $G \sim \mathcal{P}(n, r, p, q)$ with probability at least $1 - o(1)$. Note that, for such k and assuming $q/p \leq 1/n$ we have that all C_j s are $\frac{1}{r}$ -loosely connected to the rest of the graph. We now employ Lemma 4.2, to G and C_j s:

For $T \geq \tau_{\text{rel}}(\mathcal{M})$, we have $v_T \leq \tau_{\text{rel}}(\mathcal{M}_j)/2\tau_{\text{rel}}(\mathcal{M}) + 13/r$. Employing Vigoda’s bound on the relaxation time we know $\tau_{\text{rel}}(\mathcal{M}) \leq \tau_{\text{mix}} \leq n^2$, and \mathcal{M}_j is Jerrum’s chain with a slowdown by a factor of $\frac{r}{n}$. Thus, $\tau_{\text{rel}}(\mathcal{M}_j) \leq \frac{n}{r}(\#C_j)^2 \leq nr$. For a trace of length n^2 , we will have: $v_T \leq 1/r + 13\frac{n\beta}{r} \leq 14/r$.

Note that the above analysis holds for all G_i s in intermediate steps. We approximate each f_i with precision $\varepsilon/\#E$, setting $R \leq 1$ the sample complexity of each intermediate step will be:

$$T \left(36 + 2 \ln \left(\frac{3 \log_2(\frac{\#E}{36\varepsilon})}{\delta/\#E} \right) \left(\frac{50}{\varepsilon} + \frac{(\frac{252}{3})^{2/3}(\#E)^{4/3}}{\varepsilon^{4/3}} + \frac{18(\#E)^2(\frac{1}{r^2} + \frac{22}{r^2})}{\varepsilon^2} \right) \right)$$

Setting $T = n^2$ by Vigoda’s result, letting δ, ε be constants, and ignoring vanishing terms, the complexity of Jerrum’s algorithm equipped with DYNAMITE is

$$\mathcal{O} \left(n^2 \log(n \log(n)) \left((\#E)^2 + \frac{(\#E)^3}{r} \right) \right) .$$

□

References

- [ALW97] D. Aldous, L. Lovasz, and P. Winkler. Mixing times for uniformly ergodic markov chains. *Stochastic Processes and their Applications*, 71:165–185, 1997.
- [AMS07] Jean-Yves Audibert, Rémi Munos, and Csaba Szepesvári. Tuning bandit algorithms in stochastic environments. In *International conference on algorithmic learning theory*, pages 150–165. Springer, 2007.
- [AMS09] Jean-Yves Audibert, Rémi Munos, and Csaba Szepesvári. Exploration–exploitation tradeoff using variance estimates in multi-armed bandits. *Theoretical Computer Science*, 410(19):1876–1902, 2009.
- [APO+18] Ariful Azad, Georgios Pavlopoulos, Christos Ouzounis, Nikos Kyrpidis, and Aydin Buluç. Hipmcl: a high-performance parallel implementation of the markov clustering algorithm for large-scale networks. *Nucleic Acids Research*, 46:1–11, 01 2018.
- [BvVV06] Ivona Bezáková, Daniel Štefankovič, Vijay V. Vazirani, and Eric Vigoda. Accelerating simulated annealing for the permanent and combinatorial counting problems. In *Proceedings of the Seventeenth Annual ACM-SIAM Symposium on Discrete Algorithm*, SODA ’06, page 900–907, USA, 2006. Society for Industrial and Applied Mathematics.
- [BW91] G. Brightwell and P. Winkler. Counting linear extensions. *Order*, 8:225–242, 1991.
- [CA16] Youjin Deng Cristóbal A. Navarro, Wei Huang. Adaptive multi-gpu exchange monte carlo for the 3d random field ising model. *Computer Physics Communications*, 205:48–60, 2016.
- [CDM+19] Sitan Chen, Michelle Delcourt, Ankur Moitra, Guillem Perarnau, and Luke Postle. Improved bounds for randomly sampling colorings via linear programming. In *SODA*, 2019.

- [CGSV20] Z. Chen, Andreas Galanis, Daniel Stefankovic, and Eric Vigoda. Rapid mixing for colorings via spectral independence. *ArXiv*, abs/2007.08058, 2020.
- [CLLM12] Kai-Min Chung, Henry Lam, Zhenming Liu, and Michael Mitzenmacher. Chernoff-hoeffding bounds for markov chains: Generalized and simplified. *arXiv preprint arXiv:1201.0559*, 2012.
- [DF03] Martin Dyer and Alan Frieze. Randomly coloring graphs with lower bounds on girth and maximum degree. *Random Struct. Algorithms*, 23:167–179, 09 2003.
- [DFHV04] M. Dyer, A. Frieze, T. P. Hayes, and E. Vigoda. Randomly coloring constant degree graphs. In *45th Annual IEEE Symposium on Foundations of Computer Science*, pages 582–589, 2004.
- [DGG⁺00] Martin Dyer, Leslie Goldberg, Catherine Greenhill, Mark Jerrum, and Michael Mitzenmacher. An extension of path coupling and its application to the glauber dynamics for graph colorings. *SIAM J. Comput.*, 30:1962–1975, 01 2000.
- [DGH07] Vladimir Kolmogorov David G. Harris. Parameter estimation for gibbs distributions. 2007.
- [Dia09] Persi Diaconis. The markov chain monte carlo revolution. *Bulletin of the American Mathematical Society*, 46:179–205, 04 2009.
- [DMM07] Pierre Del Moral and L. Miclo. Branching and interacting particle systems approximations of feynman–kac formulae with applications to non-linear filtering. *Sem. Probab. Stras.*, 34:1–145, 05 2007.
- [EDO02] Anton Enright, S Dongen, and C.A. Ouzounis. An efficient algorithm for large-scale detection of protein families. *Nucleic acids research*, 30:1575–84, 05 2002.
- [FJS18] Jianqing Fan, Bai Jiang, and Qiang Sun. Hoeffding’s lemma for markov chains and its applications to statistical learning. *arXiv preprint arXiv:1802.00211*, 2018.
- [FLM13] Jianqing Fan, Yuan Liao, and Martina Mincheva. Large covariance estimation by thresholding principal orthogonal complements. *Journal of the Royal Statistical Society. Series B, Statistical methodology*, 75, 09 2013.
- [FV07] A. Frieze and E. Vigoda. Survey of markov chains for randomly sampling colorings. *Combinatorics, Complexity and Chance: A Tribute to Dominic Welsh*, pages 53–71, 2007.
- [Gil07] Daniel T. Gillespie. Stochastic simulation of chemical kinetics. *Annual Review of Physical Chemistry*, 58(1):35–55, 2007.
- [Gur16] V. Guruswami. Rapidly mixing markov chains: A comparison of techniques (a survey). *ArXiv*, abs/1603.01512, 2016.
- [Hub15] Mark Huber. Approximation algorithms for the normalizing constant of gibbs distributions. *The Annals of Applied Probability*, 25(2):974–985, 2015.
- [HV05] Tom Hayes and Eric Vigoda. Coupling with the stationary distribution and improved sampling for colorings and independent sets. In *Proceedings of the Sixteenth Annual ACM-SIAM Symposium on Discrete Algorithms*, SODA ’05, page 971–979, USA, 2005. Society for Industrial and Applied Mathematics.
- [HVV07] Thomas P. Hayes, Juan C. Vera, and Eric Vigoda. Randomly coloring planar graphs with fewer colors than the maximum degree. In *Proceedings of the Thirty-Ninth Annual ACM Symposium on Theory of Computing*, STOC ’07, page 450–458. Association for Computing Machinery, 2007.
- [Jer95] Mark Jerrum. A very simple algorithm for estimating the number of k-colorings of a low-degree graph. *Random Struct. Algorithms*, 7(2):157–165, September 1995.
- [JSF18] Bai Jiang, Qiang Sun, and Jianqing Fan. Bernstein’s inequality for general markov chains. *arXiv preprint arXiv:1805.10721*, 2018.

- [JSV04] Mark Jerrum, Alistair Sinclair, and Eric Vigoda. A polynomial-time approximation algorithm for the permanent of a matrix with nonnegative entries. *J. ACM*, 51(4):671–697, 2004.
- [JVV86] Mark Jerrum, Leslie G. Valiant, and Vijay V. Vazirani. Random generation of combinatorial structures from a uniform distribution. *Theor. Comput. Sci.*, 43:169–188, 1986.
- [Kol18] V. Kolmogorov. A faster approximation algorithm for the gibbs partition function. *ArXiv*, abs/1608.04223, 2018.
- [Lez98] Pascal Lezaud. Chernoff-type bound for finite markov chains. *The Annals of Applied Probability*, 8, 08 1998.
- [LP04] Carlos Leon and François Perron. Optimal hoeffding bounds for discrete reversible markov chains. *Annals of Applied Probability*, 14, 05 2004.
- [LP17] David A Levin and Yuval Peres. *Markov chains and mixing times*, volume 107. American Mathematical Soc., 2017.
- [LW98] László Lovász and Peter Winkler. Mixing times. *AMS DIMACS Series*, 41:189–204, 1998.
- [Mia12] Blazej Miasojedow. Hoeffding’s inequalities for geometrically ergodic markov chains on general state space. *Statistics & Probability Letters*, 87, 01 2012.
- [MNS14] Elchanan Mossel, Joe Neeman, and Allan Sly. Reconstruction and estimation in the planted partition model. *Probability Theory and Related Fields*, 162, 07 2014.
- [MP09] Andreas Maurer and Massimiliano Pontil. Empirical bernstein bounds and sample variance penalization. *arXiv preprint arXiv:0907.3740*, 2009.
- [MR01] Stefania Mignani and Rosa Rodolfo. Markov chain monte carlo in statistical mechanics: The problem of accuracy. *Technometrics*, 43:347–55, 2001.
- [MSA08] Volodymyr Mnih, Csaba Szepesvári, and Jean-Yves Audibert. Empirical bernstein stopping. In *Proceedings of the 25th international conference on Machine learning*, pages 672–679. ACM, 2008.
- [MU17] Michael Mitzenmacher and Eli Upfal. *Probability and computing: Randomization and probabilistic techniques in algorithms and data analysis*. Cambridge university press, 2017.
- [Pau15] Daniel Paulin. Concentration inequalities for markov chains by marton couplings and spectral methods. *Electron. J. Probab.*, 20, 2015.
- [Pes73] P. H. Peskun. Optimum monte-carlo sampling using markov chain. *Biometrika*, 60(3):607–612, 1973.
- [Ran06] Dana Randall. Rapidly mixing markov chains with applications in computer science and physics. 8(2):30–41, March 2006.
- [SAB⁺19] M. Salatino, J. Austermann, J. A. Beall, S. Choi, K. T. Crowley, S. Duff, S. W. Henderson, G. Hilton, S. . P. Ho, J. Hubmayr, Y. Li, M. D. Niemack, S. M. Simon, S. T. Staggs, and E. J. Wollack. Machine learning, markov chain monte carlo, and optimal algorithms to characterize the advact kilopixel transition-edge sensor arrays. *IEEE Transactions on Applied Superconductivity*, 29(5):1–5, 2019.
- [SVV07] D. Stefankovic, S. Vempala, and E. Vigoda. Adaptive simulated annealing: A near-optimal connection between sampling and counting. In *48th Annual IEEE Symposium on Foundations of Computer Science (FOCS’07)*, pages 183–193, 2007.
- [TVVY12] P. Tetali, J.C. Vera, E. Vigoda, and L. Yang. Phase transition for the mixing time of the glauber dynamics for coloring regular trees. *Annals of Applied Probability*, 22(6):2210–2239, 2012.

- [TZ02] Z. Tu and Song Zhu. Image segmentation by data-driven markov chain monte carlo. *Pattern Analysis and Machine Intelligence, IEEE Transactions on*, 24:657–673, 06 2002.
- [Val79] Leslie G. Valiant. The complexity of enumeration and reliability problems. *SIAM J. Comput.*, 8:410–421, 1979.
- [Var18] Shai Vardi. Randomly Coloring Graphs of Logarithmically Bounded Pathwidth. In *Approximation, Randomization, and Combinatorial Optimization. Algorithms and Techniques (APPROX/RANDOM 2018)*, volume 116 of *Leibniz International Proceedings in Informatics (LIPIcs)*, pages 57:1–57:19, 2018.
- [VCUR12] Fabio Vandin, Patrick Clay, Eli Upfal, and Benjamin J Raphael. Discovery of mutated subnetworks associated with clinical data in cancer. In *Biocomputing 2012*, pages 55–66. World Scientific, 2012.
- [Vig99] E. Vigoda. Improved bounds for sampling colorings. In *40th Annual Symposium on Foundations of Computer Science (Cat. No.99CB37039)*, volume 40, pages 51–59, 1999.
- [VRU16] Fabio Vandin, Benjamin J Raphael, and Eli Upfal. On the sample complexity of cancer pathways identification. *Journal of Computational Biology*, 23(1):30–41, 2016.
- [VUR11] Fabio Vandin, Eli Upfal, and Ben Raphael. Algorithms for detecting significantly mutated pathways in cancer. *Journal of computational biology : a journal of computational molecular cell biology*, 18:507–22, 03 2011.
- [VUR12] Fabio Vandin, Eli Upfal, and Benjamin J Raphael. De novo discovery of mutated driver pathways in cancer. *Genome research*, 22(2):375–385, 2012.
- [Wil04] David Bruce Wilson. Mixing times of lozenge tiling and card shuffling markov chains. *Ann. Appl. Probab.*, (1):274–325, 2004.
- [YK06] Ming Yuan and Christina Kendziorski. Hidden markov models for microarray time course data in multiple biological conditions. *Journal of the American Statistical Association*, 101:1323–1332, 02 2006.