

Revisiting Binary Code Similarity Analysis using Interpretable Feature Engineering and Lessons Learned

Dongkwan Kim, Eunsoo Kim, Sang Kil Cha, Sooel Son, Yongdae Kim

Abstract—Binary code similarity analysis (BCSA) is widely used for diverse security applications such as plagiarism detection, software license violation detection, and vulnerability discovery. Despite the surging research interest in BCSA, it is significantly challenging to perform new research in this field for several reasons. First, most existing approaches focus only on the end results, namely, increasing the success rate of BCSA, by adopting uninterpretable machine learning. Moreover, they utilize their own benchmark sharing neither the source code nor the entire dataset. Finally, researchers often use different terminologies or even use the same technique without citing the previous literature properly, which makes it difficult to reproduce or extend previous work. To address these problems, we take a step back from the mainstream and contemplate fundamental research questions for BCSA. Why does a certain technique or a feature show better results than the others? Specifically, we conduct the first systematic study on the basic features used in BCSA by leveraging interpretable feature engineering on a large-scale benchmark. Our study reveals various useful insights on BCSA. For example, we show that a simple interpretable model with a few basic features can achieve a comparable result to that of recent deep learning-based approaches. Furthermore, we show that the way we compile binaries or the correctness of underlying binary analysis tools can significantly affect the performance of BCSA. Lastly, we make all our source code and benchmark public and suggest future directions in this field to help further research.

Index Terms—Binary code similarity analysis, similarity measures, feature evaluation and selection, benchmark.

1 INTRODUCTION

PROGRAMMERS reuse existing code to build new software. It is a common practice for them to find the source code from another project and repurpose that code for their own needs [1]. Inexperienced developers even copy and paste code samples from the Internet to ease the development process.

This trend has deep implications for software security and privacy. When a programmer takes a copy of a buggy function from an existing project, the bug will remain intact even after the original developer has fixed it. Furthermore, if a developer in a commercial software company inadvertently uses a library code from an open-source project, the company can be accused of violating an open-source license such as the GNU General Public License (GPL) [2].

Unfortunately, however, detecting such problems from binary code using a similarity analysis is *not* straightforward, especially when the source code is not available. This is because binary code lacks high-level abstractions, such as data types and functions. For example, it is not obvious from binary code whether a memory cell represents an integer, a string, or another data type. Moreover, identifying precise function boundaries is radically challenging in the first place [3], [4].

Therefore, measuring the similarity between binaries has been an essential research topic in many areas such as

malware detection [5], [6], plagiarism detection [7], [8], authorship identification [9], and vulnerability discovery [10], [11], [12], [13], [14], [15], [16], [17], [18], [19], [20], [21].

However, despite the surging research interest in binary code similarity analysis (BCSA), we found that it is still significantly challenging to conduct new research on this field for several reasons.

First, most of the methods focus only on the end results without considering the precise reasoning behind their approaches. For instance, during our literature study in the field, we observed that there is a prominent research trend in applying BCSA techniques to cross-architecture and cross-compiler binaries of the same program [11], [12], [13], [15], [16], [19], [22]. Those approaches aim to measure the similarity between two or more seemingly distinct binaries generated from different compilers targeting different instruction sets. To achieve this, multiple approaches have devised complex analyses based on machine learning to extract the semantics of the binaries, assuming that their semantics should not change across compilers nor target architectures. However, none of the existing approaches clearly justifies the necessity of such complex semantics-based analyses. One may imagine that a compiler may generate structurally similar binaries for different architectures, even though they are syntactically different. Do compilers and architectures really matter for BCSA in this regard? Unfortunately, it is difficult to answer this question as most of the existing approaches leverage **uninterpretable** machine learning techniques [12], [13], [19], [20], [21], [23], [24], [25], [26], [27], [28], [29]. Further, it is not even clear why a BCSA algorithm works only on some benchmarks

• D. Kim, E. Kim, S. K. Cha, S. Son, and Y. Kim are with KAIST.
E-mail: { dkay, hahah, sangkilc, sl.son, yongdaek }@kaist.ac.kr

Corresponding author: Sang Kil Cha.

Manuscript received: November 21, 2020.

Manuscript revised: July 16, 2021.

and not on others.

Second, every existing paper on BCSA that we studied utilizes its own benchmark to evaluate the proposed technique, which makes it difficult to compare the approaches with one another. Moreover, reproducing the previous results is often infeasible because most researchers reveal neither their source code nor their dataset. Only 10 of the 43 papers that we studied fully released their source code and *only two* of them opened their entire dataset.

Finally, researchers in this field do not use unified terminologies and often miss out on critical citations that appeared in top-tier venues of other fields. Some of them even mistakenly use the same technique without citing the previous literature properly. These observations motivate one of our research goals, which is to summarize and review widely adopted techniques in this field, particularly in terms of generating features.

To address these problems, we take a step back from the mainstream and contemplate fundamental research questions for BCSA. As the first step, we precisely define the terminologies and categorize the features used in the previous literature to unify terminologies and build knowledge bases for BCSA. We then construct a comprehensive and reproducible benchmark for BCSA to help researchers extend and evaluate their approaches easily. Lastly, we design an interpretable feature engineering model and conduct a series of experiments to investigate the influence of compilers, their options, and their target architectures on the syntactic and structural features of the resulting binaries.

Our benchmark, which we refer to as BINKIT, encompasses various existing benchmarks. It is generated by using major compiler options and targets, which include 8 architectures, 9 different compilers, 5 optimization levels, as well as various other compiler flags. BINKIT contains 243,128 distinct binaries and 36,256,322 functions built for 1,352 different combinations of compiler options, on 51 real-world software packages. We also provide an automated script that helps extend BINKIT to handle different architectures or compiler versions. We believe this is critical because it is not easy to modify or extend previous benchmarks, despite us having their source codes. Cross-compiling software packages using various compiler options is challenging because of numerous environmental issues. To the best of our knowledge, BINKIT is the first *reproducible* and *extensible* benchmark for BCSA.

With our benchmark, we perform a series of rigorous studies on how the way of compilation can affect the resulting binaries in terms of their syntactic and structural shapes. To this end, we design a simple *interpretable* BCSA model, which essentially computes relative differences between BCSA feature values. We then build a BCSA tool that we call TIKNIB, which employs our interpretable model. With TIKNIB, we found several misconceptions in the field of BCSA as well as novel insights for future research as follows.

First, the current research trend in BCSA is founded on a rather exaggerated assumption: binaries are radically different across architectures, compiler types, or compiler versions. However, our study shows that this is not necessarily the case. For example, we demonstrate that simple numeric features, such as the number of incoming/outgoing calls in a function, are largely similar between binaries com-

pared across different architectures. We also present other elementary features that are robust across compiler types, compiler versions, and even intra-procedural obfuscation. With these findings, we show that TIKNIB with those simple features can achieve comparable accuracy to that of the state-of-the-art BCSA tools, such as VulSeeker, which relies on a complex deep learning-based model.

Second, most researchers focus on vectorizing features from binaries, but not on recovering lost information during the compilation, such as variable types. However, our experimental results suggest that focusing on the latter can be highly effective for BCSA. Specifically, we show that TIKNIB with recovered type information achieves an accuracy of over 99% on all our benchmarks, which was indeed the best result compared to all the existing tools we studied. This result highlights that recovering type information from binaries can be as critical as developing a novel machine learning algorithm for BCSA.

Finally, the interpretability of a tool not only helps deeply understand BCSA results but also helps advance the field. For example, we present several practical issues in the underlying binary analysis tool, i.e., IDA Pro, used by TIKNIB, and discuss how such errors can affect the performance of BCSA. Since our benchmark has the ground truth and our tool uses an interpretable model, we were able to easily pinpoint those fundamental issues, which can eventually benefit binary analysis tools and the entire field of binary analysis.

Contribution. In summary, our contributions are as follows:

- We study the features and benchmarks used in the past literature regarding BCSA and clarify less-explored research questions in this field.
- We propose BINKIT¹, which is the first reproducible and extensible benchmark for BCSA. It consists of 243,128 binaries and 36,256,322 functions compiled for 1,352 combinations of compilers, their options, and their target architectures.
- We implement a BCSA tool, TIKNIB², which employs a simple interpretable model. We demonstrate that TIKNIB can achieve an accuracy comparable to that of a state-of-the-art deep learning-based tool. We believe this will serve as a baseline to evaluate future research in this field.
- We investigate the effectiveness of basic BCSA features with TIKNIB on our benchmark and unveil several misconceptions and novel insights.
- We make our source code, benchmark, and our experimental data public to support open science.

2 BINARY CODE SIMILARITY ANALYSIS

Binary Code Similarity Analysis (BCSA) is the process of identifying whether two given code snippets have similar semantics. Typically, it takes in two code snippets as input and returns a similarity score ranging from 0 to 1, where 0 indicates the two snippets are completely different, and 1 means that they are equivalent. The input code snippet can be a function [11], [16], [19], [21], [24], [30], [31], [32], or even an entire binary image [7], [8]. Additionally, the actual

1. <https://github.com/SoftSec-KAIST/binkit>

2. <https://github.com/SoftSec-KAIST/tiknib>

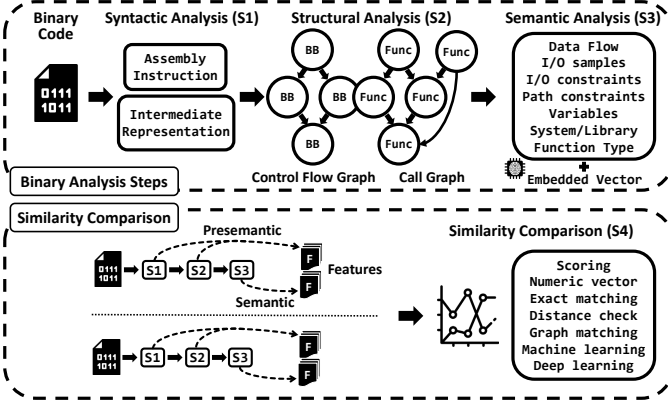


Fig. 1: Binary Code Similarity Analysis (BCSA) workflow.

comparison can be based on functions, even if the inputs are entire binary images [12], [13], [15], [23], [33], [34], [35].

At a high level, BCSA performs four major steps as described below:

(S1) Syntactic Analysis. Given a binary code snippet, one parses the code to obtain a disassembly or an Abstract Syntax Tree (AST) of the code, which is often referred to as an Intermediate Representation (IR) [36]. This step corresponds to the syntax analysis in traditional compiler theory, where source code is parsed down to an AST. If the input code is an entire binary file, we first parse it based on its file format and splits it into sections.

(S2) Structural Analysis. This step analyzes and recovers the control structures inherent in the given binary code, which is not readily available from the syntactic analysis phase (S1). In particular, this step involves recovering the control-flow graphs (CFGs) and call graphs (CGs) in the binary code [37], [38]. Once the control-structural information is obtained, one can use any attribute of these control structures as a feature. We distinguish this step from semantic analysis (S3) because binary analysis frameworks typically provide CFGs and CGs for free; the analysts do not have to write a complex semantic analyzer.

(S3) Semantic Analysis. Using the control-structural information obtained from S2, one can perform traditional program analyses, such as data-flow analysis and symbolic analysis, on the binary to figure out the underlying semantics. In this step, one can generate features that represent sophisticated program semantics, such as how register values flow into various program points. One can also enhance the features gathered from S1–S2 along with the semantic information.

(S4) Vectorization and Comparison. The final step is to vectorize all the information gathered from S1–S3 to compute the similarity between the binaries. This step essentially results in a similarity score between 0 and 1.

Figure 1 depicts the four-step process. The first three steps determine the inputs to the comparison step (S4), which are often referred to as *features*. Some of the first three steps can be skipped depending on the underlying features being used. The actual comparison methodology in S4 can also vary depending on the BCSA technique. For example, one may compute the Jaccard distance [39] between feature sets, calculate the graph edit distance [40] between CFGs, or even leverage deep learning algorithms [41], [42]. However,

as the success of any comparison algorithm significantly depends on the chosen features, this paper focuses on features used in previous studies rather than the comparison methodologies.

In this section, we first describe the features used in the previous papers and their underlying assumptions (§2.1). We then discuss the benchmarks used in those papers and point out their problems (§2.2). Lastly, we present several research questions identified during our study (§2.3).

Scope. Our study focuses on recent papers appeared in top-tier venues to keep the scope manageable. There are, of course, plentiful research papers in this field, all of which are invaluable. Nevertheless, *our focus here is not to conduct a complete survey on them, but to introduce a prominent trend and the underlying research questions in this field, as well as answering those questions.* Because of the space limit, we excluded papers [43], [44], [45], [46], [47], [48], [49], [50], [51], [52], [53] that were published before 2014 and those not regarding top-tier venues, or binary diffing tools [54], [55], [56] used in industry. Additionally, we excluded papers that aim to address a specific research problem such as malware detection, library function identification, or patch identification. Although our study focuses only on recent papers, we found that the features we studied in this paper are indeed general enough; they cover most of the features used in the older papers.

2.1 Features Used in Prior Works

We categorize features into two groups based on when they are generated during BCSA. Particularly, we call features obtained before and after the semantic analysis step (S3) as *presemantic features* and *semantic features*, respectively. Presemantic features can be derived from either S1 or S2, and semantic features can be derived from S3. We summarize both features used in the recent literature in Table 1.

2.1.1 Presemantic Features

Presemantic features denote direct or indirect outcomes of the syntactic (S1) and structural (S2) analyses. Therefore, we refer to any attribute of binary code, which can be derived without a semantic analysis, as a presemantic feature. We can further categorize presemantic features used in previous literature based on whether the feature represents a number or not. We refer to features representing a number as *numeric presemantic features*, and others as *non-numeric presemantic features*. The first half of Table 1 summarizes them.

Numeric presemantic features. Counting the occurrences of a particular property of a program is common in BCSA as such numbers can be directly used as a numeric vector in the similarity comparison step (S4). We categorize numeric presemantic features into three groups based on the granularity of the information required for extracting them.

First, many researchers extract numeric features from each basic block of a target code snippet. One may measure the frequency of raw opcodes (mnemonics) [17], [71] or grouped instructions based on their functionality (e.g., arithmetic, logical, or control transfer) [11], [28]. This numeric form can also be post-processed through machine learning [12], [13], [23], [28], as we further discuss in §2.1.2.

TABLE 1: Features used in the recent literature.

[illegible]

^① This mark represents a feature which is not directly used for similarity comparison, but is necessary to extract other features in post-processing.

Similarly, numeric features can be extracted from a CFG as well. CFG-level numeric features can also reflect structural information that underlies a CFG. For example, a function can be encoded into a numeric vector, which consists of the number of nodes (i.e., basic blocks) and edges (i.e., control flow) as well as grouped instructions in its CFG [11], [28], [61]. One may extend such numeric vectors by adding extra features such as the number of successive nodes or the betweenness centrality of a CFG [12], [23], [28]. The concept of 3D-CFG [72], which places each node in a CFG into a 3D space, can be utilized as well. Here, the distances among the centroids of two 3D-CFGs can represent their similarity score [18]. Other numeric features can be the graph energy, skewness, or cyclomatic complexity of a CFG [17], [28], [71]. Even loops in a CFG can be converted into numeric features by counting the number of loop headers and tails as well as the number of forward/backward edges [65].

Finally, previous approaches utilize numeric features obtained from CGs. We refer to them as a CG-level numeric feature. Most of these approaches measure the number of callers and callees in a CG [11], [17], [19], [23], [28], [65], [71], [73]. When extracting these features, one can selectively apply an inter-procedural analysis using the ratio of the in-/out- degrees of the internal callees in the same binary and the external callees of imported libraries [15], [18], [20], [28]. This is similar to the coupling concept [74], which analyzes the inter-dependence between software modules. The extracted features can also be post-processed using machine learning [19].

Non-numeric presemantic features. Program properties can also be directly used as a feature. The most straightforward approach involves directly comparing the raw bytes of binaries [6], [53], [75]. However, people tend to not consider this approach because byte-level matching is not robust compared to simple code modifications. For example, anti-malware applications typically make use of manually written signatures using regular expressions to capture similar, but syntactically different malware instances [76]. Recent approaches have attempted to extract semantic meanings from raw binary code utilizing a deep neural network (DNN) to build a feature vector representation [19], [25].

Another straightforward approach involves considering the opcodes and operands of assembly instructions or their intermediate representations [18], [77]. Researchers often

normalize operands [32], [34], [57] because their actual values can significantly vary across different compiler options. Recent approaches [62], [70] have also applied re-optimization techniques [78] for the same reason. To compute a similarity score, one can measure the number of matched elements or the Jaccard distance [15] between matched groups, within a comparison unit such as a sliding window [58], basic block [34], or tracelet [57]. Here, a tracelet denotes a series of basic blocks. Although these approaches take different comparison units, one may adjust their results to compare two procedures, or to find the longest common subsequence [32], [34] within procedures. If one converts assembly instructions to a static single assignment (SSA) form, s/he can compute the tree edit distance between the SSA expression trees as a similarity score [10]. Recent approaches have proposed applying popular techniques in natural language processing (NLP) to represent an assembly instruction or a basic block as an embedded vector, reflecting their underlying semantics [20], [21], [24], [26], [27], [29].

Finally, some features can be directly extracted from functions. Such features may include the names of imported functions, and the intersection of two inputs can show their similarity [19], [61]. Note that these features can collaborate with other features as well.

2.1.2 Semantic Features

We call features that we can obtain from the semantic analysis phase (S3) *semantic features*. To obtain semantic features, a complex analysis, such as symbolic execution [7], [8], [15], [18], [63], dynamic evaluation of code snippets [8], [30], [31], [33], [35], [63], [64], [66], [67], or machine learning-based embedding [12], [13], [19], [20], [21], [23], [24], [25], [26], [27], [28], [29] is necessary. There are mainly seven distinct semantic features used in the previous literature, as listed in Table 1. It is common to use multiple semantic features together or combine them with presemantic features.

First, one straightforward method to represent the semantics of a given code snippet is to use symbolic constraints. The symbolic constraints could express the output variables or states of a basic block [7], a program slice [16], [59], [63], or a path [8], [79], [80]. Therefore, after extracting the symbolic constraints from a target comparison unit, one can compare them using an SMT solver.

Second, one may represent code semantics using I/O samples [8], [15], [18], [22]. The key intuition here is that two identical code snippets produce consistent I/O samples, and directly comparing them would be time-efficient. One can generate I/O samples by providing random inputs [8], [22] to a code snippet, or by applying an SMT solver to the symbolic constraints of the code snippet [15], [18]. One can also adopt inter-procedural analysis to precisely model I/O samples if the target code includes a function call [15], [18].

Third, the runtime behavior of a code snippet can directly express its semantics, as presented by traditional malware analysis [81]. By executing two target functions with the same execution environment, one can directly compare the executed instruction sequences [64] or visited CFG edges of the target functions [66]. For comparison, one may focus on specific behaviors observed during the execution [18], [28], [30], [31], [35], [67], [82]: the read/write values of stack and heap memory, return values from function calls, and invoked system/library function calls during the executions. To extract such features, one may adopt fuzzing [31], [83], or an emulation-based approach [67]. Moreover, one can further check the call names, parameters, or call sequences for system calls [18], [33], [35], [63], [67].

The next category is to manually annotate the high-level semantics of a program or function. One may categorize library functions by their high-level functionality, such as whether the function manipulates strings or whether it handles heap memory [15], [18], [61]. Annotating cryptographic functions in a target code snippet [84] is also helpful because its complex operations hinder analyzing the symbolic constraints or behavior of the code [63].

The fifth category is extracting features from a program slice [85], because they can represent its data-flow semantics in an abstract form. Specifically, one can slice a program into a set of strands [14], [62]. Here, a strand is a series of instructions within the same data flow, which can be obtained from backward slicing. Next, these strands can be canonicalized, normalized, or re-optimized for precise comparison [14], [62]. Additionally, one may hash strands for quick comparison [68] or extract symbolic constraints from the strands [59]. One may also extract features from a program dependence graph (PDG) [86], which is essentially a combination of a data-flow graph and CFG, to represent convoluted semantics of the target code, including its structural information [13].

Recovered program variables can also be semantic features. For example, one can compare the similarity of string literals referenced in code snippets [11], [12], [17], [23], [28], [61], [65], [71]. One can also utilize the size of local variables, function parameters, or the return type of functions [11], [28], [61], [69]. One can further check registers or local variables that store the return values of functions [18].

Recently, several approaches have been utilizing embedding vectors, adopting various machine learning techniques. After building an attributed control-flow graph (ACFG) [23], which is a CFG containing numeric presemantic features in its basic blocks, one can apply spectral clustering [87] to group multiple ACFGs or popular encoding methods [88], [89], [90] to embed them into a vector [12]. The same technique can also be applied to PDGs [13]. Meanwhile, recent NLP techniques, such as Word2Vec [91] or convo-

lutional neural network models [92], can be utilized for embedding raw bytes or assembly instructions into numeric vectors [19], [20], [21], [24], [25], [26], [27], [29]. For this embedding, one can also consider a higher-level granularity [20], [24] by applying other NLP techniques, such as sentence embedding [93] or paragraph embedding [94]. Note that one may apply machine learning to compare embedding vectors rather than generating them [60], [68], and Table 1 does *not* mark them to use embedded vectors.

2.1.3 Key Assumptions from the Past Research

During our literature study, we found that most of the approaches highly rely on semantic features extracted in (S3), assuming that they should not change across compilers nor target architectures. However, none of them clearly justifies the necessity of such complex semantics-based analyses. They focus only on the end results without considering the precise reasoning behind their approaches.

This is indeed the key motivation for our research. Although most existing approaches focus on complex analyses, there may exist elementary features that we have overlooked. For example, there may exist effective presemantic features, which can beat semantic features regardless of target architectures and compilers. It can be the case that those known features have not been thoroughly evaluated on the right benchmark as there has been no comprehensive study on it.

Furthermore, existing research assumes the correctness of the underlying binary analysis framework, such as IDA Pro [95], which is indeed the most popular tool used as shown in the rightmost column of Table 2. However, CFGs derived from those tools may be inherently wrong. They may miss some important basic blocks, for instance, which can directly affect the precision of BCSA features.

Indeed, both (S1) and (S2) are challenging research problems by themselves: there are abundant research efforts to improve the precision of both analyses. For example, disassembling binary code itself is an undecidable problem [96], and writing an efficient and accurate binary lifter is significantly challenging in practice [36], [97]. Identifying functions from binaries [3], [4], [96], [98], [99], [100] and recovering control-flow edges [101] for indirect branches are still an active research field. All these observations lead us to research questions in §2.3.

2.2 Benchmarks Used in Prior Works

It is imperative to use the right benchmark to evaluate a BCSA technique. Therefore, we studied the benchmarks used in the past literature, as shown in Table 2. However, during the study, we found that it is radically difficult to properly evaluate a new BCSA technique using the previous benchmarks.

First, we were not able to find a single pair of papers that use the same benchmark. Some of them share packages such as GNU `coreutils` [15], [30], [31], but the exact binaries, versions, and compiler options are not the same. Although there is no known standard for evaluating BCSA, it is surprising to observe that none of the papers uses the same dataset. We believe this is partly because of the difficulty in preparing the same benchmark. For example,

TABLE 2: Summary of the dataset in the recent literature.

Year	Tool [Paper]	#Binaries*		Architecture						Optimization					Compiler†										Extra			Info.										
		Packages	Firmware	x86	x64	arm	aarch64	mips	mips64	mips64eb	mips64le	O0	O1	O2	O3	Os	GCC 3	GCC 4	GCC 5	GCC 6	GCC 7	GCC 8	Clang 3	Clang 4	Clang 5	Clang 6	Clang 7	misc.	Total #	Noinline	PIE	LTO	Obfus.	Code	Dataset	IDA		
2014	TEDEM [10]	14	.	○	○	○
	Tracy [57]	(115)	.	△	△	○	
	CoP [7]	(214)	.	△	○	○	○	○	○	.	.	1	1	2	○	.	○	○	
	LoPD [8]	48	.	○	○	○	○	○	○	.	.	1	1	2	○	.	○	○	
	BLEX [30]	1,140	.	△	○	○	○	○	○	.	.	1	.	.	.	1	1	3	○	.	○	○	
2015	Multi-k-MH [22]	60	6	○	.	○	.	○	.	.	.	○	○	○	○	.	.	2	1	3	○	
2016	discovRE [11]	593	3	○	.	○	.	○	.	.	.	○	○	○	○	○	.	1	1	2	4	.	○	.	.	.	○	●	○	
	Genius [23]	(7,848)	8,128	.	.	○	.	○	.	.	.	○	○	○	○	○	.	2	1	3	○	○		
	Esh [59]	(833)	.	.	○	○	○	○	○	○	○	.	3	2	2	7	○	○		
	BinGo [15]	(5,143)	.	.	○	○	○	○	○	○	○	.	3	1	1	5	○	○		
	MockingBird [33]	80	.	○	○	○	.	○	○	○	.	1	1	2	○	○		
	KamIn0 [32]	96	.	○	○	○	○	○	○	○	○	○		
2017	BinDNN [60]	(2,072)	.	○	○	○	○	○	○	○	.	.	1	1	2	○		
2017	BinSign [61]	(31)	.	△	2	2	○		
	Xmatch [16]	72	1	○	○	2	1	3	.	○	○		
	Gemini [12]	18,269	8,128	○	○	.	.	○	○	○	○	○	.	1	1	○		
	GitZ [62]	44	.	.	○	.	.	○	.	.	.	○	○	○	○	○	.	3	2	1	.	.	.	2	8	○		
	BinSim [63]	1,062	.	.	○	○		
	BinSequence [34]	(1,718)	.	△	○		
	IMF-sim [31]	1,140	.	.	○	○	○	○	○	○	.	1	1	1	3	○			
	CACOMPARE [35]	72	.	○	○	.	○	.	○	.	.	○	○	○	○	○	.	1	1	2	○		
2018	ASE17 [64]	55	.	○	○	○	○	○	○	.	.	1	1	2	○			
2018	BinArm [17]	.	2,628	.	.	△	○	
	SANER18 [65]	7	.	○	○	1	1	1	.	.	1	1	5	○		
	BinGo-E [18]	(5,145)	.	.	○	○	○	○	○	○	○	.	3	1	5	○		
	WSB [66]	(173)	.	△	○	○	○	○	○	.	1	1	2	○		
	BinMatch [67]	(82)	.	.	○	○	○	○	○	○	.	1	1	○		
	MASES18 [25]	47	.	△	○	
	Zeek [68]	(20,680)	.	.	○	.	○	.	○	.	.	○	○	○	○	○	.	3	4	1	.	.	.	2	10	○		
	FirmUp [14]	.	2,000	△	.	△	.	△	○		
	αDiff [19]	(69,989)	2	○	○	○	○	○	○	○	○	.	2	1	.	.	.	2	5	●	○		
2019	VulSeeker [13]	(10,512)	4,643	○	○	○	○	○	○	○	○	○	○	○	○	.	1	1	2	○		
2019	InnerEye [24]	(844)	.	.	○	○	○	○	○	○	○	1	.	1	●	●	
	Asm2Vec [20]	68	.	.	○	○	○	○	○	○	○	.	1	1	.	.	.	2	1	1	1	1	2	6	○	○		
	SAFE [21]	(5,001)	.	.	○	○	○	○	○	○	○	.	1	3	1	1	1	2	1	1	1	1	12	●	○		
	BAR19i [26]	(804)	.	.	○	○	○	○	○	○	○	○		
	BAR19ii [29]	(11,244)	.	.	○	○	○	○	○	○	○	.	1	3	1	.	.	2	1	1	.	1	.	11	○		
	FuncNet [69]	(180)	.	.	○	.	.	.	○	.	.	.	○	○	○	○	.	.	.	1	1	○	
2020	DeepBinDiff [27]	(2,206)	.	.	△	○	○	○	○	○	.	1	1	○	○	
	ImOpt [70]	18	.	.	○	○	○	○	○	○	.	.	1	○			
	ACCESS20 [53]	12,000	.	△	△	1	○		
	Patchchecko [28]	2,108	2	○	○	○	○	○	○	○	○	○	○	○	○	○	.	1	1	1	1	1	1	.	1	1	1	1	1	9	.	○	○	○	○	○		
2020	BINKIT ★	243,128	.	○	○	○	○	○	○	○	○	○	○	○	○	.	1	1	1	1	1	1	.	1	1	1	1	1	9	.	○	○	○	○	○	○		

* We only mark items that are explicitly stated in the paper. As the details of firmware images are not available, we do not mark optimization options or compilers used for them. For those papers that do not clearly present the number of binaries in their dataset, we estimate the number and mark it with parentheses.

† We focus on two major compilers: GCC and Clang for this table because other compilers can only target few architectures.

△ We infer the target architectures of the dataset as they are not explicitly stated in the paper.

● This mark in the *Code* and *Dataset* columns indicates that only a part of them is available. For example, discovRE [11] discloses only their firmware images, and αDiff [19] opens transformed function images, but not the actual dataset.

even if we can download the same version of the source code used in a paper, it is extraordinarily difficult to cross-compile the program for various target architectures with varying compiler options; it requires significant effort to set up the environment. Note, however, *only two out of 43 papers we studied fully open their dataset*. Even in that case, it is hard to rebuild or extend the benchmark because of the absence of a public compilation script for the benchmark.

Second, the number of binaries used in each paper is limited and may not be enough for analytics. The *#Binaries* column of Table 2 summarizes the number of program binaries obtained from two different sources: application packages and firmware images. Since a single package can contain multiple binaries, we manually extracted the packages used in each paper and counted the number of binaries in each package. We counted only the binaries after a successful compilation, such that the object files that were generated during the compilation process were not counted. If a paper does not explicitly mention package versions, we used the most recent package versions at the time of writing and marked them with parentheses. Note that only 6 out of

43 papers have more than 10,000 binaries, and none reaches 100,000 binaries. Firmware may include numerous binaries, but it cannot be directly used for BCSA because one cannot generate the ground truth without having the source code.

Finally, previous benchmarks only cover a few compilers, compiler options, and target architectures. Some papers do not even describe their tested compiler options or package versions. The *Compiler* column of the table presents the number of minor versions used for each major version of the compilers. Notably, all the benchmarks except one consider less than five different major compiler versions. The *Extra* column of the table shows the use of extra compiler options for each benchmark. Here, only a few of them consider function inlining and Link-Time Optimization (LTO). None of them deals with the Position Independent Executable (PIE) option, although, currently, it is widely used [102].

All these observations lead us to the research questions presented in the next subsection (§2.3) and eventually motivate us to create our own benchmark that we call BINKIT, which is shown in the last row of Table 2.

2.3 Research Problems and Questions

We now summarize several key problems observed from the previous literature and introduce research questions derived from these problems. First, none of the papers uses the same benchmark for their evaluation, and the way they evaluate their techniques significantly differs. Second, only a few of the studies release their source code and data, which makes it radically difficult to reproduce or improve upon existing works. Furthermore, most papers use manually chosen ground truth data for their evaluation, which are easily error-prone. Finally, current state-of-the-art approaches in BCSA focus on extracting semantic features with complex analysis techniques (from §2.1.1 and §2.1.2). These observations naturally lead us to the below research questions. Note that some of the questions are indeed open-ended, and we only address them in part.

RQ1. How should we establish a large-scale benchmark and ground truth data?

One may build benchmarks by manually compiling application source code. However, there are so many different compiler versions, optimization levels, and options to consider when building binaries. Therefore, it is desirable to automate this process to build a large-scale benchmark for BCSA. It should be noted that many of the existing studies have also attempted to build ground truth from source code. However, the number of binaries and compiler options used in those studies is limited and is not enough for data-driven research. Furthermore, those studies release neither their source code nor dataset (§2.2). On the contrary, we present a script that can automatically build large-scale ground truth data from a given set of source packages with clear descriptions (§3).

RQ2. Is the effectiveness of presemantic features limited to the target architectures and compiler options used?

We note that most previous studies assume that presemantic features are significantly less effective than semantic features as they can largely vary depending on the underlying architectures and compiler optimizations used. For example, compilers may perform target-specific optimization techniques for a specific architecture. Indeed, 36 out of the 43 papers ($\approx 84\%$) we studied focus on new semantic features in their analysis, as shown in Table 1. To determine whether this assumption is valid, we investigate it through a series of rigorous experimental studies. Although byte-level information significantly varies depending on the target and the optimization techniques, we found that some presemantic features, such as structural information obtained from CFGs, are broadly similar across different binaries of the same program. Additionally, we demonstrated that utilizing such presemantic features without a complex semantic analysis can achieve an accuracy that is comparable to that of a recent deep learning-based approach with a semantic analysis (§5).

RQ3. Can debugging information help BCSA achieve a high accuracy rate?

We are not aware of any quantitative study on how much debugging information affects the accuracy of BCSA. Most prior works simply assume that debugging information is not available, but how much does it help? How would decompilation techniques affect the accuracy of BCSA? To answer this question, we extracted a list of function types

from our benchmark and used them to perform BCSA on our dataset. Surprisingly, we were able to achieve a higher accuracy rate than any other existing works on BCSA without using any sophisticated method (§6).

RQ4. Can we benefit from analyzing failure cases of BCSA?

Most existing works do not analyze their failure cases as they rely on uninterpretable machine learning techniques. However, our goal is to use a simple and interpretable model to learn from failure and gain insights for future research. Therefore, we manually examined failure cases using our interpretable method and observed three common causes for failure, which have been mostly overlooked by the previous literature. First, COTS binary analysis tools indeed return false results. Second, different compiler backends for the same architecture can be substantially different from each other. Third, there are architecture-specific code snippets for the same function. We believe that all these observations help in setting directions for future studies (§7).

Analysis Scope. In this paper, we focus on function-level similarity analyses because functions are a fundamental unit of binary analysis, and function-level BCSA is widely used in previous literature [11], [16], [19], [21], [24], [30], [31], [32]. We believe one can easily extend our work to support whole-binary-level similarity analyses as in the previous papers [7], [8].

3 ESTABLISHING LARGE-SCALE BENCHMARK AND GROUND TRUTH FOR BCSA (RQ1)

Building a large-scale benchmark for BCSA and establishing its ground truth is challenging. One potential approach for generating the ground truth data is to manually identify similar functions from existing binaries or firmware images [10], [57], [59]. However, this requires domain expertise and is often error-prone and time-consuming.

Another approach for obtaining the ground truth is to compile binaries from existing source code with varying compiler options and target architectures [13], [15], [16], [23]. If we compile multiple binaries (with different compiler options) from the same source code, one can determine which function corresponds to which source lines. Unfortunately, most existing approaches do not open their benchmarks nor compilation scripts used to produce them (Table 2).

Therefore, we present BINKIT, which is a comprehensive benchmark for BCSA, along with automated compilation scripts that help reproduce and extend it for various research purposes. The rest of this section details BINKIT and discusses how we establish the ground truth (RQ1).

3.1 BINKIT: Large-Scale BCSA Benchmark

BINKIT is a comprehensive BCSA benchmark that comprises 243,128 binaries compiled from 51 package source code with 1,352 distinct combinations of compilers, compilation options, and target architectures. Therefore, BINKIT covers most of the benchmarks used in existing approaches as shown in Table 2. BINKIT includes binaries compiled for 8 different architectures. For example, we use both little- and big-endian binaries for MIPS to investigate the effect of endianness. It uses 9 different versions of compilers: GCC v{4.9.4, 5.5.0, 6.4.0, 7.3.0, 8.2.0} and Clang v{4.0, 5.0, 6.0,

7.0}. We also consider 5 optimization levels from `O0` to `O3` as well as `O5`, which is the code size optimization. Finally, we take PIE, LTO, and obfuscation options into account, which are less explored in BCSA.

We select GNU software packages [103] as our compilation target because of their popularity and accessibility: they are real applications that are used widely in Linux systems, and their source code is publicly available. We successfully compiled 51 GNU packages for all our target architectures and compiler options.

To better support targeted comparisons, we divide BINKIT into six datasets: NORMAL, SIZEOPT, NOINLINE, PIE, LTO, and OBFUSCATION. The summary of each dataset is shown in Table 3. Each dataset contains binaries obtained by compiling the GNU packages with different combinations of compiler options and targets. There is *no* intersection among the datasets.

NORMAL includes binaries compiled for 8 different architectures with different compilers and optimization levels. We did not use other extra options such as PIE, LTO, and no-inline for this dataset.

SIZEOPT is the same as NORMAL except that it uses only the `O5` optimization option instead of `O0–O3`.

Similarly, PIE, NOINLINE, LTO, OBFUSCATION are no different from NORMAL except that they are generated by using an additional flag to enable PIE, to disable inline optimization, to enable LTO, and to enable compile-time obfuscation, respectively.

PIE makes memory references in binary relative to support ASLR. On some architectures, e.g., x86, compilers inject additional code snippets to achieve relative addressing. As a result, the compiled output can differ severely. Although PIE became the default on most Linux systems [102], it has not been well studied for BCSA. Note we were not able to compile all the 51 packages with the PIE option enabled. Therefore, we have fewer binaries in PIE than NORMAL.

Function inlining embeds callee functions into the body of the caller. This can make presemantic features largely vary. Therefore, we investigate the effect of function inlining on BCSA by explicitly turning off the inline optimization with the `fno-inline` option.

LTO is an optimization technique that operates at link time. It removes unnecessary code blocks, thereby reducing the number of presemantic features. However, it also has been less studied in BCSA. We were only able to successfully compile 29 packages when the LTO option is enabled.

Finally, the OBFUSCATION dataset uses Obfuscator-LLVM [104] to obfuscate the target binaries. We chose Obfuscator-LLVM among various other tools previously used [104], [105], [106], [107], [108], [109] because it is the most commonly used [20], [31], [61], [67], [70], and we can directly compare the effect of obfuscation using the vanilla LLVM compiler. We use Obfuscator-LLVM’s latest version with four obfuscation options: instruction substitution (SUB), bogus control flow (BCF), control flow flattening (FLA), and a combination of all the options. We regard each option as a distinct compiler, as shown in the *Comp* column of Table 3. One can obfuscate a single binary multiple times. However, we only applied it once. This is because obfuscating a binary multiple times could emit a significantly large binary, which becomes time-consuming for IDA Pro

TABLE 3: Summary of BINKIT.

Dataset Name	# of Pkgs	# of Archs	# of Optis	# of Comps	# of Binaries	# of Orig. Functions	# of Final Functions*
NORMAL	51	8	4	9	67,680	34,355,824	8,708,459
SIZEOPT	51	8	1 [†]	9	16,920	8,350,442	2,060,625
PIE	46 [†]	8	4	9	36,000	23,090,676	7,766,235
NOINLINE	51	8	4	9	67,680	38,617,186	10,291,001
LTO	29 [†]	8	4	9	24,768	12,279,982	3,375,308
OBFUSCATION	51	8	4	4 [‡]	30,080	15,809,489	4,054,694
Total	51	1,352 options			243,128	132,503,599	36,256,322

* Target functions are selected as described in §3.2.

[†] The number of packages and compiler options is different because some packages can be compiled only with a specific set of compile options.

[‡] We count each of the four obfuscation options as a separate compiler (§3.1).

to preprocess. For example, when we obfuscate `a2ps` twice with all three options, the compiled binary reaches over 30 MB, which is 30 times larger than the normal one.

The number of packages and that of compiler options used in compiling each dataset differ because some packages can be compiled only with a specific set of compile options and targets. Some packages fail to compile because they have architecture-specific code, such as inline assemblies, or because they use compiler-specific grammars. For example, Clang does not support both the LTO option and the `O5` option to be turned on. There are also cases where packages have conflicting dependencies. We also excluded the ones that did not compile within 30 min because some packages require a considerable amount of time to compile. For instance, `smalltalk` took more than 10 h to compile with the obfuscation option enabled.

To summarize, BINKIT contains 243,128 binaries and 36,256,322 functions in total, which is indeed many orders of magnitude larger than the other benchmarks that appear in the previous literature. The *Source* column of Table 2 shows the difference clearly. BINKIT does not include firmware images because our goal is to automatically build a benchmark with the clear ground truth. One may extend our benchmark with firmware images. However, it would take significant manual effort to identify their ground truth. For additional details regarding each package, please refer to the table in the Appendix.

Our benchmark and compilation scripts are available on GitHub. Our compilation environment is based on Crosstool-NG [110], GNU Autoconf [111], and Linux Parallels [112]. Through this environment, we compiled the entire datasets of BINKIT in approximately 30 h on our server machine with 144 Intel Xeon E7-8867v4 cores.

3.2 Building Ground Truth

Next, we build the ground truth for our dataset. We first define the following criteria to decide the equivalence of two functions. First, given two functions of the same name, we check if they originated from the same source files and if their line numbers are the same. We also check if both functions are from the same package and from the binaries of the same name to confirm their equivalence.

Based on these criteria, we performed the following steps to build the ground truth. First, we compiled all the binaries with debugging information using the `-g` option. We then leveraged IDA Pro [95] to identify functions in the compiled binaries. Next, we labeled each identified function with its name, package name, binary name, as well as its source file name and corresponding line numbers. To

achieve this, we wrote a script that parses the debugging information from each binary.

Using this information, we then sanitize our dataset to avoid having incorrect or biased results. Among the identified functions, we selected only the ones in the `code(.text)` segments as functions in other segments may not include valid binary code. For example, we disregarded functions in the Procedure Linkage Table (`.plt`) sections because these functions are wrappers to call external functions and do not include actual function bodies. In our dataset, we filtered out 40% of the identified functions in this step.

We also disregarded approximately 4% of the functions that are generated by the compiler, but not by the application developers. We can easily identify such compiler intrinsic functions by checking the corresponding source files and line numbers. For example, GCC utilizes intrinsic functions such as `__udivdi3` in `libgcc2.c` or `__aeabi_uldivmod` in `bpabi.S` to produce highly optimized code.

Additionally, we removed duplicate functions within the same project/package. Two different binaries often share the same source code especially when they are in the same project/package. For example, the GNU `coreutils` package contains 105 different executables that share 80% of the functions in common. We removed duplicate functions within each package by checking the source file names and their line numbers. Moreover, compilers can also generate multiple copies of the same function within a single binary due to optimization. These functions share the same source code but have a difference in their binary forms. For example, some parts of the binary code are removed or reordered for optimization purposes. As these functions share a large portion of code, considering all of them would produce a biased result. To avoid this, we selected only one copy for each of such functions in our experiments. This step filtered out approximately 54% of the remaining functions. The last column of Table 3 reports the final counting results, which is the number of unique functions.

By performing all the above steps, we can automatically build large-scale ground truth data. The total time spent building the ground truth of all our datasets was 13,300 seconds. By leveraging this ground truth data, we further investigate the remaining research questions (*i.e.*, RQ2–RQ4) in the following sections. To encourage further research, we have released all our datasets and source code.

4 BUILDING AN INTERPRETABLE MODEL

Previous BCSA techniques focused on achieving a higher accuracy by leveraging recent advances in deep learning techniques [12], [13], [19], [25]. This often requires building a complicated model, which is not straightforward to understand and hinders researchers from reasoning about the BCSA results and further answering the fundamental questions regarding BCSA. Therefore, we design an *interpretable* model for BCSA to answer the research questions and implement TIKNIB, which is a BCSA tool that employs the model. This section illustrates how we obtain such a model and how we set up our experimental environment.

4.1 TIKNIB Overview

At a high level, TIKNIB leverages a set of presemantic features widely used in the previous literature to reassess

TABLE 4: Numeric presemantic features used in TIKNIB.

Category	Features	Count
CFG	# of basic blocks, edges, loops, SCCs, and back edges	41
	# of all, arith, data transfer, cmp, and logic instrs.	
	# of shift, bit-manipulating, float, misc instrs.	
	# of arith + shift, and data transfer + misc instrs.	
	# of all/unconditional/conditional control transfer instrs.	
	Avg. # of edges per a basic block	
	Avg./Sum of basic block, loop, and SCC sizes	
	Avg. # of all, arith, data transfer, cmp, and logic instrs.	
	Avg. # of shift, bit-manipulating, float, misc instrs.	
CG	Avg. # of arith + shift, and data transfer + misc instrs.	6
	Avg. # of all/unconditional/conditional control transfer instrs.	
	# of callers, callees, imported callees	
	# of incoming/outgoing/imported calls	
Total		47

the effectiveness of presemantic features (RQ2). It evaluates each feature in two input functions, based on our similarity scoring metric (§4.3), which directly measures the difference between each feature value. In other words, it captures how much each feature differs across different compile options.

Note TIKNIB is intentionally designed to be simple so that we can answer the research questions presented in §2.3. Despite the simplicity of our approach, TIKNIB still produces a high accuracy rate that is comparable to state-of-the-art tools (§5.2). We are *not* arguing here that TIKNIB is the best BCSA algorithm.

4.2 Features Used in TIKNIB

Recall from RQ2, one of our goals is to reconsider the capability of presemantic features. Therefore, we focus on choosing various presemantic features used in the previous BCSA literature instead of inventing novel ones.

However, creating a comprehensive feature set is not straightforward because of the following two reasons. First, there are numerous existing features, which are similar to one another, as discussed in §2. Second, some features require domain-specific knowledge, which is *not* publicly available. For example, several existing papers [11], [12], [13], [17], [18], [23], [61], [65] categorize instructions into semantic groups. However, grouping instructions is largely a subjective task, and there is no known standard for it. Furthermore, most existing works do not make their grouping algorithms public.

We address these challenges by (1) manually extracting representative presemantic features and (2) open-sourcing our feature extraction implementation. Specifically, we focus on numeric presemantic features. Because these features are represented as a number, the relationship among their values across different compile options can be easily observed.

Table 4 summarizes the selected features. Our feature set consists of CFG- and CG-level numeric features as they can effectively reveal structural changes in the target code. In particular, we utilize features related to basic blocks, CFG edges, natural loops, and strongly connected components (SCCs) from CFGs, by leveraging NetworkX [113]. We also categorize instructions into several semantic groups based on our careful judgment by referring to the reference manuals [114], [115], [116] and leveraging Capstone [117]’s internal grouping. Next, we count the number of instructions in each semantic group per each function (*i.e.*, CFG). Additionally, we take six features from CGs. The number of callers and callees represents a unique number of outgoing and incoming edges from CGs, respectively.

TABLE 5: Feature extraction time breakdown.

Dataset Name	IDA Pre-processing (s)	Ground Truth Building (s)	Feature Extraction (s)	Avg. Feature Extraction (ms)
NORMAL	14,968.42	3,380.01	661.81	0.08
SIZEOPT	2,171.70	353.13	649.57	0.32
PIE	13,893.92	2,601.74	133.60	0.02
NOINLINE	14,780.06	3,883.88	579.82	0.06
LTO	5,263.97	1,314.94	392.48	0.12
OBFUSCATION	97,723.47	1,766.60	4,189.44	1.03

[†] The average time taken to extract features from a function, which is retrieved by dividing the total feature extraction time (the fourth column of this table) by the number of functions (the last column of Table 3).

To extract these features, we conducted the following steps. First, we pre-processed the binaries in BINKIT with IDA Pro [95]. We then generated the ground truth of these binaries as we described in §3.2. For those functions of which we have the ground truth, we extracted the aforementioned features. Table 5 shows the time spent for each of these steps. The IDA pre-processing took most of the time as IDA performs various internal analyses. Meanwhile, the feature extraction took much less time as it merely operates on the precomputed results from the pre-processing step.

4.3 Scoring Metric

Our scoring metric is based on the computation of the relative difference [118] between feature values. Given two functions A and B , let us denote a value of feature f for each function as A_f and B_f , respectively. Recall that any feature in TIKNIB can be represented as a number. We can compute the relative difference δ of the two feature values as follows:

$$\delta(A_f, B_f) = \frac{|A_f - B_f|}{|\max(A_f, B_f)|} \quad (1)$$

Let us suppose we have N distinct features (f_1, f_2, \dots, f_N) in our feature set. We can then define our similarity score s between two functions A and B by taking the average of relative differences for all the features as follows:

$$s(A, B) = 1 - \frac{(\delta(A_{f_1}, B_{f_1}) + \dots + \delta(A_{f_N}, B_{f_N}))}{N} \quad (2)$$

Although each numeric feature can have a different range of values, TIKNIB can effectively handle them using relative differences by representing the difference of each feature with a value between 0 and 1. Therefore, the score s is always within the range of 0 to 1.

Furthermore, we can intuitively understand and interpret the BCSA results using our scoring metric. For example, suppose there are two functions A and B derived from the same source code with and without compiler option X , respectively. If the relative difference of the feature value f between the two functions is small, it implies that f is a robust feature against compiler option X .

In this paper, we focus only on simple relative differences, rather than exploring complex relationships among the features for interpretability. However, we believe that our approach could be a stepping-stone toward fabricating more improved interpretable models to understand such complex relationships.

4.4 Feature Selection

Based on our scoring metric, we perform lightweight pre-processing to select useful features for BCSA as some features may not help in making a distinction between functions. To measure the quality of a given feature set, we compute the area under the receiver operating characteristic (ROC) curve (i.e., the ROC AUC) of generated models.

Suppose we are given a dataset in BINKIT, which is generated from source code containing N unique functions. In total, we have maximum $N \cdot M$ functions in our dataset, where M is the number of combinations of compiler options used to generate the dataset. The actual number of functions can be less than $N \cdot M$ due to function inlining. For each unique function λ , we randomly select two other functions with the following conditions. (1) A true positive (TP) function, λ^{TP} , is generated from the same source code as in λ , with different compiler options, and (2) a true negative (TN) function, λ^{TN} , is generated from source code that is different from the one used to generate λ , with the same compiler options as for λ^{TP} . We generate such pairs for each unique function, thereby acquiring around $2 \cdot N$ function pairs. We then compute the similarity scores for the functions in each pair and their AUC.

We note that the same methodology has been used in prior works [12], [13]. We chose the method as it can efficiently analyze the tendency over a large-scale dataset. One may also consider top-k [12], [13], [14], [20] or precision@k [12], [20] as an evaluation metric, but this approach takes too much computational overhead: $O((N \cdot M)^2)$ operations.

Unfortunately, there is no efficient algorithm for selecting an optimal feature subset to use; it is indeed a well-known NP-hard problem [119]. Therefore, we leverage a greedy feature selection algorithm [120]. Starting from an empty set \mathbb{F} , we determine whether we can add a feature to \mathbb{F} to increase its AUC. For every possible feature, we make a union with \mathbb{F} and compute the corresponding AUC. We then select one that maximizes the AUC and update \mathbb{F} to include the selected feature. We repeat this process until the AUC does not increase further by adding a new feature. Although our approach does not guarantee to find an optimal solution, it still provides empirically meaningful results, as we describe in the following sections.

4.5 Experimental Setup

For all experiments in this study, we perform 10-fold cross-validation on each test. When we split a test dataset, we ensure functions that share the same source code (i.e., source file name and line number) are either in a training or testing set, but not in both. For each fold, during the learning phase, i.e., the feature selection phase, we select up to 200K functions from a training set and conduct feature selection, as training millions of functions would take a significant amount of time. Limiting the number of functions for training may degrade the final results; however, when we tested the number of functions from 100K to 1000K, the result remained almost consistent. In the validation phase, we test all the functions in the testing set without any sampling. Thus, after 10-fold validation, all the functions in the target dataset are tested at least once.

We ran all our experiments on a server equipped with four Intel Xeon E7-8867v4 2.40 GHz CPUs (total 144 cores), 896 GB DDR4 RAM, and 8 TB SSD. We set up Ubuntu 18.04.5 LTS with IDA Pro v6.95 [95] on the server. For feature selection and similarity comparison, we utilized Python scikit-learn [121], SciPy [122], and NumPy [123].

5 PRESEMANATIC FEATURE ANALYSIS (RQ2)

We now present our experimental results using TIKNIB on the presemantic features (§4.2) to answer RQ2 (§2.3). With our comprehensive analysis of these features, we obtained several useful insights for future research. In this section, we discuss our findings and lessons learned.

5.1 Analysis Result

To analyze the impact of various compiler options and target architectures on BCSA, we conducted a total of 72 tests using TIKNIB. We conducted the tests on our benchmark, BINKIT, with the ground truth that we built in §3. Table 6 describes the experimental results where each column corresponds to a test we performed. Note that we present only 26 out of 72 tests because of the space limit. Unless otherwise specified, all the tests were performed on the NORMAL dataset. As described in §4.4, we prepared 10-fold sets for each test. We divided the tests into seven groups according to their purposes as shown in the top row of the table. For example, the *Arch* group contains a set of tests to evaluate each feature against varying target architecture.

For each test, we select function pairs for training and testing as described in §4.4. That is, for a function λ , we select its corresponding functions (*i.e.*, λ^{TP} and λ^{TN}). Therefore, N functions produce $2 \cdot N$ functions pairs. The first row (①) of Table 6 shows the number of function pairs for each test. When selecting these pairs, we deliberately choose the target options based on the goal of each test. For instance, we test the influence of varying the target architecture from x86 to ARM (*x86 vs. ARM* column of Table 6). For each function λ in the x86 binaries of our dataset, we select both λ^{TP} and λ^{TN} from the ARM binaries compiled with the same compiler option as in λ . In other words, we fix all the other options, except for the target architecture for choosing λ^{TP} and λ^{TN} to focus on our testing goal. The same rule applies to other columns. For the *Rand.* columns, we alter all the compiler options in the group randomly to generate function pairs.

The second row (②) of Table 6 presents the time spent for training and testing in each test, which excludes the time for loading the function data on the memory. The average time spent for a single function was less than 1 ms.

Each cell in the third row (③) of Table 6 represents the average of $\delta(\lambda_f, \lambda_f^{\text{TN}}) - \delta(\lambda_f, \lambda_f^{\text{TP}})$ for feature f , which we call *TP-TN gap* of f . This TP-TN gap measures the similarity between λ^{TP} and λ , as well as the difference between λ^{TN} and λ , in terms of the target feature. Thus, when the gap of a feature is larger, its discriminative capability for BCSA is higher. As we conduct 10-fold validation for each test, we highlight the cells with gray when the corresponding feature is chosen in all ten trials. Such features show relatively higher TP-TN gaps than the others do in each test. We also

present the average TP-TN gaps in the fourth row (④) of the table.

The average number of the selected features in each test is shown in the fifth row (⑤) of Table 6. A few presemantic features could achieve high AUCs and average precisions (APs), as shown in the sixth row (⑥) and seventh row (⑦) of the same table, respectively. We now summarize our observations as follows.

5.1.1 Optimization is largely influential

Many researchers have focused on designing a model for *cross-architecture* BCSA [11], [15], [18], [22], [33]. However, our experimental results show that architecture may not be the most critical factor for BCSA. Instead, optimization level was the most influential factor in terms of the relative difference between presemantic features. In particular, we measured the average TP-TN gap of all the presemantic features for each test (*Avg. of TP-TN Gap* row of the table) and found that the average gap of the 00 vs. 03 test (0.41) is less than that of the x86 vs. ARM test (0.46) and the x86 vs. MIPS test (0.42). Furthermore, the optimization level random test (*Rand.* column of the *Opt Level* group) shows the lowest AUC (0.96) compared to that of the architecture and compiler group (0.98). These results confirm that compilers can produce largely distinct binaries depending on the optimization techniques used; hence, the variation among the binaries due to the optimization is considerably greater than that due to the target architecture on our dataset.

5.1.2 Compiler version has a small impact

Approximately one-third of the previous benchmarks shown in Table 2 employ multiple versions of the same compiler. However, we found that even the major versions of the same compiler produce similar binaries. In other words, compiler versions do not heavily affect presemantic features. Although Table 6 does not include all the tests we performed because of the space constraints, it is apparent from the *Compiler* column that the two tests between two different versions of the same compiler, *i.e.*, GCC v4 vs. GCC v8 and Clang v4 vs. Clang v7, have much higher TP-TN gaps (0.52) than other tests, and their AUCs are close to 1.0.

5.1.3 GCC and Clang have diverse characteristics

Conversely, the GCC vs. Clang test resulted in the lowest TP-TN gap (0.44) and AUC (0.97) among the tests in the *Compiler* group. This can be because each compiler employs a different back-end, thereby producing different binaries. Another potential problem is that the techniques inside each optimization level can vary depending on the compiler. We detail this in §7.2.

5.1.4 ARM binaries are closer to x86 binaries than MIPS

The tests in the *Arch* group measure the influence of target architectures with the NORMAL dataset. Overall, the target architecture did not have much of an effect on the accuracy rate. The AUCs were over 0.98 in all the cases. Surprisingly, the x86 vs. ARM test had the highest TP-TN gap (0.46) and AUC (1.0), indicating that the presemantic features of the x86 and ARM binaries are similar to each other, despite being distinct architectures. The ARM vs. MIPS test showed

TABLE 6: In-depth analysis result with BINKIT.

Index	Description	Opt Level				Compiler				Arch				vs. SizeOpt [†]			vs. Extra [†]			vs. Obfus. [†]				Bad [‡]			
		Rand.	O0 vs. O3	O2 vs. O3	Rand.	GCC v4 vs. GCC v8	Clang v4 vs. Clang v7	GCC vs. Clang	Rand.	x86 ARM	x86 MIPS	ARM MIPS	32 vs. 64	LE vs. BE	Rand.	O0 vs. O3	O1 vs. O3	O3 vs. O3	PIE	NoInline	LTO	BCF	FLA	SUB	All	Norm.	Norm. vs. Obfus.
①	# of Train Pairs (10 ⁶)	0.40	0.13	0.19	0.36	0.19	0.19	0.19	0.40	0.17	0.16	0.17	0.18	0.20	0.39	0.14	0.17	0.18	6.04 [†]	0.17	0.19	0.19	0.19	0.20	0.18	3.63 [†]	4.56 [†]
	# of Test Pairs (10 ⁶)	1.58	0.26	0.33	1.43	0.16	0.17	0.75	1.57	0.17	0.16	0.17	0.71	0.40	1.55	0.29	0.34	0.32	0.24	1.09	1.37	0.17	0.17	0.18	0.17	0.40 [†]	0.51 [†]
②	Train Time (sec)*	60.0	24.6	25.3	77.3	28.9	24.6	35.7	76.9	29.0	28.8	28.0	19.0	22.4	48.2	20.8	24.4	15.6	10.5	12.6	42.0	25.0	28.8	44.1	17.6	5.9	5.4
	Test Time (sec)*	59.1	23.3	23.8	49.7	12.0	11.8	40.9	54.4	12.3	12.5	12.0	39.9	22.8	52.2	24.8	23.2	22.6	32.0	62.5	60.7	11.9	11.3	10.6	11.2	1.6	1.6
③	CFG # of edges per BB	0.42	0.37	0.45	0.42	0.45	0.45	0.41	0.44	0.43	0.41	0.41	0.44	0.46	0.43	0.40	0.43	0.44	0.38	0.48	0.47	0.31	0.37	0.46	0.29	0.38	0.22
	CFG # of edges	0.57	0.50	0.68	0.58	0.68	0.69	0.57	0.64	0.67	0.62	0.63	0.67	0.72	0.64	0.54	0.63	0.60	0.63	0.66	0.72	0.40	0.37	0.72	0.31	0.52	0.25
	CFG # of loops	0.45	0.46	0.49	0.45	0.50	0.47	0.46	0.48	0.50	0.49	0.50	0.50	0.51	0.49	0.48	0.49	0.45	0.51	0.45	0.51	0.46	0.36	0.50	0.29	0.44	0.22
	CFG # of inter loops	0.46	0.47	0.49	0.46	0.50	0.48	0.47	0.48	0.50	0.49	0.50	0.50	0.50	0.49	0.48	0.49	0.45	0.51	0.45	0.50	0.46	0.38	0.50	0.32	0.45	0.27
	CG # of callees	0.57	0.52	0.63	0.58	0.64	0.63	0.57	0.61	0.64	0.57	0.58	0.60	0.64	0.59	0.54	0.62	0.60	0.56	0.61	0.62	0.61	0.61	0.64	0.60	0.52	0.56
	CG # of callers	0.55	0.55	0.59	0.56	0.60	0.58	0.54	0.58	0.58	0.51	0.53	0.56	0.60	0.57	0.58	0.60	0.58	0.54	0.58	0.57	0.56	0.56	0.58	0.55	0.54	0.54
	CG # of imported callees	0.55	0.56	0.63	0.58	0.62	0.59	0.55	0.59	0.63	0.49	0.50	0.59	0.57	0.57	0.58	0.61	0.58	0.58	0.59	0.59	0.56	0.57	0.59	0.56	0.52	0.55
	CG # of imported calls	0.56	0.57	0.65	0.59	0.65	0.62	0.56	0.61	0.67	0.50	0.51	0.62	0.60	0.59	0.59	0.62	0.59	0.61	0.60	0.62	0.53	0.59	0.62	0.52	0.52	0.51
	CG # of incoming calls	0.56	0.55	0.61	0.58	0.63	0.60	0.55	0.59	0.61	0.52	0.54	0.59	0.63	0.59	0.60	0.62	0.59	0.57	0.61	0.60	0.54	0.58	0.61	0.53	0.54	0.50
	CG # of outgoing calls	0.59	0.53	0.67	0.60	0.68	0.67	0.58	0.64	0.69	0.60	0.60	0.63	0.69	0.63	0.56	0.65	0.62	0.60	0.64	0.66	0.57	0.64	0.68	0.55	0.54	0.53
	Inst Avg. # of arith+shift	0.35	0.35	0.55	0.43	0.52	0.52	0.36	0.47	0.39	0.25	0.26	0.40	0.53	0.36	0.36	0.49	0.49	0.43	0.55	0.53	0.35	0.35	0.50	0.30	0.27	0.24
	Inst Avg. # of compare	0.44	0.40	0.52	0.46	0.51	0.52	0.44	0.49	0.45	0.44	0.37	0.50	0.55	0.46	0.43	0.50	0.49	0.46	0.54	0.55	0.33	0.37	0.54	0.29	0.39	0.21
	Inst Avg. # of ctransfer	0.34	0.33	0.45	0.37	0.42	0.42	0.33	0.40	0.39	0.36	0.38	0.39	0.46	0.37	0.35	0.39	0.39	0.38	0.43	0.46	0.30	0.28	0.43	0.24	0.31	0.18
	Inst Avg. # of ctransfer+cond.	0.27	0.25	0.32	0.28	0.32	0.31	0.26	0.30	0.29	0.28	0.29	0.29	0.33	0.28	0.28	0.29	0.29	0.28	0.33	0.34	0.23	0.20	0.32	0.17	0.22	0.11
	Inst Avg. # of dtransfer	0.34	0.30	0.49	0.38	0.46	0.49	0.35	0.43	0.35	0.31	0.33	0.38	0.52	0.36	0.31	0.43	0.43	0.37	0.49	0.49	0.35	0.33	0.47	0.27	0.31	0.19
	Inst Avg. # of dtransfer+misc	0.32	0.28	0.48	0.36	0.44	0.47	0.34	0.41	0.35	0.28	0.30	0.37	0.49	0.34	0.29	0.42	0.42	0.35	0.48	0.48	0.34	0.32	0.45	0.26	0.29	0.18
	Inst Avg. # of float instrs.	0.25	0.30	0.34	0.28	0.25	0.34	0.28	0.26	0.28	0.31	0.29	0.31	0.40	0.26	0.28	0.31	0.31	0.29	0.28	0.33	0.25	0.31	0.35	0.25	0.44	0.20
	Inst Avg. # of total instrs.	0.30	0.27	0.42	0.34	0.40	0.42	0.32	0.38	0.33	0.28	0.28	0.34	0.45	0.32	0.28	0.38	0.38	0.33	0.42	0.43	0.31	0.29	0.40	0.24	0.28	0.17
	Inst # of arith	0.40	0.43	0.64	0.51	0.62	0.61	0.46	0.55	0.43	0.28	0.29	0.48	0.62	0.41	0.44	0.58	0.56	0.53	0.61	0.60	0.40	0.50	0.58	0.35	0.33	0.27
	Inst # of arith+shift	0.40	0.43	0.64	0.51	0.62	0.61	0.46	0.55	0.44	0.27	0.28	0.47	0.63	0.41	0.43	0.58	0.56	0.53	0.61	0.61	0.40	0.50	0.59	0.35	0.32	0.27
	Inst # of bit-manipulating	0.26	0.29	0.35	0.28	0.33	0.32	0.26	0.30	0.19	0.13	0.20	0.33	0.17	0.25	0.27	0.32	0.30	0.33	0.31	0.33	0.25	0.23	0.24	0.18	0.41	0.03
	Inst # of compare	0.56	0.53	0.67	0.61	0.69	0.69	0.60	0.65	0.50	0.60	0.44	0.65	0.72	0.60	0.59	0.64	0.60	0.64	0.65	0.71	0.39	0.40	0.70	0.30	0.50	0.22
	Inst # of ctransfer	0.50	0.45	0.61	0.52	0.60	0.62	0.49	0.56	0.60	0.54	0.57	0.58	0.65	0.56	0.45	0.55	0.54	0.57	0.58	0.63	0.39	0.38	0.64	0.33	0.41	0.26
	Inst # of cond. ctransfer	0.60	0.54	0.68	0.61	0.69	0.70	0.63	0.67	0.69	0.66	0.67	0.69	0.72	0.67	0.60	0.64	0.60	0.64	0.65	0.72	0.39	0.37	0.71	0.31	0.52	0.25
	Inst # of dtransfer	0.42	0.36	0.63	0.46	0.61	0.61	0.48	0.55	0.48	0.37	0.41	0.50	0.64	0.46	0.34	0.57	0.56	0.49	0.61	0.61	0.41	0.39	0.61	0.33	0.38	0.26
	Inst # of dtransfer+misc	0.41	0.35	0.63	0.45	0.60	0.61	0.48	0.55	0.50	0.35	0.37	0.50	0.64	0.45	0.33	0.56	0.55	0.48	0.61	0.62	0.40	0.39	0.61	0.33	0.39	0.25
	Inst # of float instrs.	0.25	0.30	0.34	0.28	0.25	0.35	0.28	0.27	0.28	0.31	0.29	0.31	0.40	0.26	0.28	0.31	0.32	0.29	0.28	0.33	0.30	0.33	0.35	0.26	0.44	0.20
	Inst # of misc	0.30	0.26	0.52	0.34	0.48	0.48	0.33	0.42	0.11	0.31	0.27	0.46	0.67	0.34	0.23	0.39	0.38	0.38	0.48	0.50	0.30	0.31	0.50	0.26	0.32	0.15
	Inst # of shift	0.36	0.38	0.45	0.38	0.45	0.40	0.36	0.41	0.30	0.46	0.47	0.42	0.55	0.38	0.34	0.39	0.38	0.42	0.39	0.47	0.41	0.40	0.44	0.38	0.48	0.49
	Inst # of total instrs.	0.43	0.38	0.62	0.47	0.60	0.61	0.50	0.56	0.54	0.37	0.38	0.52	0.63	0.47	0.35	0.56	0.54	0.50	0.59	0.61	0.39	0.39	0.59	0.32	0.42	0.25
④	Avg. TP-TN Gap	0.42	0.41	0.53	0.45	0.52	0.52	0.44	0.49	0.46	0.42	0.43	0.49	0.55	0.46	0.42	0.49	0.48	0.48	0.51	0.54	0.39	0.38	0.53	0.32	0.42	0.27
	Avg. TP-TN Gap of Grey	0.49	0.44	0.54	0.49	0.59	0.60	0.52	0.56	0.57	0.52	0.50	0.59	0.60	0.57	0.49	0.56	0.54	0.53	0.57	0.53	0.48	0.48	0.57	0.44	0.47	0.45
⑤	Avg. # of Selected Features	8.5	13.9	9.3	12.9	10.1	8.7	11.7	11.0	11.0	12.0	11.0	7.1	8.4	7.3	11.0	10.0	5.7	14.3	5.3	16.5	8.3	9.9	15.7	6.1	11.6	8.1
⑥	ROC AUC	0.95	0.93	0.99	0.96	1.00	1.00	0.97	0.98	1.00	0.98	0.98	0.99	1.00	0.98	0.96	0.99	0.97	0.97	0.98	1.00	0.98	0.98	1.00	0.95	0.93	0.91
	Std. of ROC AUC	0.00	0.00	0.00	0.00	0.00	0.00	0.00	0.00	0.00	0.00	0.00	0.00	0.00	0.00	0.00	0.00	0.00	0.00	0.00	0.00	0.00	0.00	0.00	0.00	0.00	0.00
⑦	Average Precision (AP)	0.95	0.93	0.99	0.97	1.00	1.00	0.97	0.99	0.99	0.97	0.98	0.99	1.00	0.98	0.96	0.99	0.98	0.98	0.98	1.00	0.98	0.98	1.00	0.95	0.93	0.90
	Std. of AP	0.00	0.00	0.00	0.00	0.00	0.00	0.00	0.00	0.00	0.00	0.00	0.00	0.00	0.00	0.00	0.00	0.00	0.00	0.00	0.00	0.00	0.00	0.00	0.00	0.00	0.01

All values in the table are averaged values in 10-fold cross validation. We mark a cell in gray if a feature was always selected (*i.e.*, 10 times) during the 10-fold validation. We only show features that are marked at least once owing to the space limit.

[†] We compare a function from the NORMAL to the function in each corresponding target dataset.

[‡] We match functions whose compiler options are largely distant to test bad cases. Please see §5.1.8 for the details.

[†] These number of pairs in the first rows (①) are divided by 10⁴ instead of 10⁶.

* The train and test time in the seconds rows (②) excludes the data loading time.

a lower TP-TN gap (0.43) and AUC (0.98) although both of them are RISC architectures. Additionally, the effect of the word size (*i.e.*, bits) and endianness was relatively small. Nevertheless, we cannot rule out the possibility that our feature extraction for MIPS binaries is erroneous. We further discuss this issue in §7.1.

5.1.5 Closer optimization levels show similar results

We also measured the effect of size optimization (Os) by matching function λ in the NORMAL dataset with a function (λ^{TP} and λ^{TN}) in the SIZEOPT dataset. Subsequently, the binaries compiled with the O1 and O2 options were similar to the ones compiled with the O3 option. This is not surprising because Os enables most of the O2 techniques in both GCC and Clang [124], [125]. Furthermore, we observe that the O1 and O2 options produce similar binaries, although it is not shown in Table 6 due to the space limit.

5.1.6 Extra options have less impact

To assess the influence of the PIE, no-inline, and LTO options, we compared functions in the NORMAL dataset with those in the PIE, NOINLINE, and LTO datasets, respectively. For the no-inline test, we limit the optimization level from O1 to O3 as function inlining is applied from O1. It was

observed that the influence of such extra options is not significant. Binaries with and without the PIE option were similar to each other because it only changes the instructions to use relative addresses; hence, it does not affect our presemantic features. Function inlining also does not affect several features, such as the number of incoming calls, which results in a high AUC (0.97). LTO does not exhibit any notable effect either.

TABLE 7: ASE datasets.

Name	Package	Architecture	Compiler (GCC)	# of Orig. Funcs	# of Final Funcs
ASE1	OpenSSL v1.0.1{f,u}	{x86,arm,mips}_32	v5.5.0	152K	126K
ASE2	OpenSSL v1.0.1{f,u} BusyBox v1.21 Coreutils v6.{5,7}	"	"	704K	183K
ASE3	"	{x86,arm,mips}_32, {x86,arm,mips}_64	v4.9.4, v5.5.0	2,777K	735K
ASE4	"	Same as NORMAL options		16,799K	4,467K

The number of packages, architectures, and compiler options increases as the index of the dataset increases. ASE1 and ASE3 are the datasets used in VulSeeker [13]. For all datasets, the optimization levels are O0–O3.

5.1.7 Obfuscator-LLVM does not affect CG features

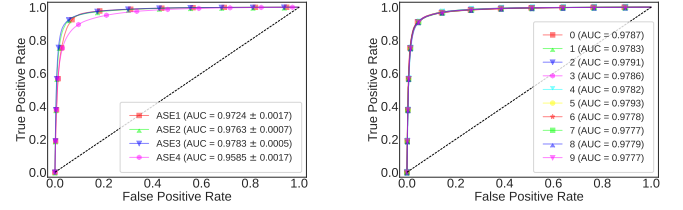
Many previous studies [20], [31], [61], [67], [70] chose Obfuscator-LLVM [104] for their obfuscation tests as it significantly vary the binary code [20]. However, applying all of its three obfuscation options shows an AUC of 0.95 on our dataset, which is relatively higher than that of the optimization level tests. Obfuscation severely decreases the average TP-TN gaps except for CG features. This is because Obfuscator-LLVM applies intra-procedural obfuscation. The SUB obfuscation substitutes arithmetic instructions while preserving the semantics; the BCF obfuscation notably affects CFG features by adding bogus control flows; the FLA obfuscation changes the predicates of control structures [126]. However, none of them conducts inter-procedural obfuscation, which modifies the function call relationship. Thus, we encourage future studies to use other obfuscators, such as Themida [127] or VMProtect [106], for evaluating their techniques against inter-procedural obfuscation.

5.1.8 Comparison target option does matter

Based on the experimental results thus far, we perform extra tests to understand the influence of comparing multiple compiler options by intentionally selecting λ^{TP} and λ^{TN} from binaries that could provide the lowest TP-TN gap. In this study, we present two of them because of the space limit. Specifically, for the first test, we selected functions from 32-bit ARM binaries compiled using GCC v4 with the O0 option, and the corresponding λ^{TP} and λ^{TN} functions from 64-bit MIPS big-endian binaries compiled using Clang v7 with the O3 option. For the second test, we changed the Clang compiler to the Obfuscator-LLVM with all three obfuscation options turned on. The *Bad* column of the table summarizes the results. The AUC of both cases was approximately 0.93 and 0.91, respectively. Their average TP-TN gaps were also significantly lower (0.42 and 0.27) than those in the other tests. This signifies the importance of choosing the comparison targets for evaluating BCSA techniques. Existing BCSA research compares functions for all possible targets in a dataset, as shown in the *Rand.* tests in this study. However, our results suggest that researchers should carefully choose evaluation targets to avoid overlooking the influence of bad cases.

5.2 Comparison Against State-of-the-Art Techniques

From our experiments in §5.1, we show that using only presemantic features with a simple linear model (i.e., TIKNIB) is enough to obtain high AUC values. Next, we compare TIKNIB with state-of-the-art techniques.



(a) ROC of all ASE datasets. (b) ROC of 10-fold in ASE3.

Fig. 2: The results of TIKNIB on ASE datasets.

To accomplish this, we chose one of the latest approaches, VulSeeker [13], as our target because it utilizes both presemantic and semantic features in a numeric form by leveraging neural network-based post-processing. Thus, we can directly evaluate our simple model using numeric presemantic features. Note that *our goal is not to claim that our approach is better, but to demonstrate that the proper engineering of presemantic features can achieve results that are comparable to those of state-of-the-art techniques.*

For this experiment, we prepared the datasets of VulSeeker, along with the additional ones as listed in Table 7. We refer to these datasets as ASE1 through ASE4. ASE1 and ASE3 are the ones used in VulSeeker, and ASE2 and ASE4 are extra ones with more packages, target architectures, and compilers. Note that the number of packages, architectures, and compiler options increases as the index of the dataset increases. The optimization levels for all datasets are O0–O3. We intentionally omitted firmware images used in the original paper, as they do not provide solid ground truth. For each dataset, we established the ground truth in the same way described in §3.2. The time spent for IDA pre-processing, ground truth building, and feature extracting was 2197 s, 889 s, and 239 s, respectively. We then conducted experiments with the methodology explained in §4; note that the same methodology was used in the original paper.

Figure 2 depicts the results. Figure 2a shows that the AUCs of TIKNIB on ASE1 and ASE3 are 0.9724 and 0.9783, respectively. However, those of VulSeeker were 0.99 and 0.8849 as reported by the authors [13]. Figure 2b illustrates that the AUC of each fold in ASE3 ranged from 0.9777 to 0.9793, which is higher than that of VulSeeker (0.8849). Therefore, TIKNIB was more robust than VulSeeker in terms of the size and compile options in the dataset. TIKNIB also exhibits stable results even for ASE2 and ASE4.

From these results, we conclude that presemantic features with proper feature engineering can achieve results that are comparable to those of state-of-the-art BCSA techniques. Although our current focus is on comparing feature values, it is possible to extend our work to analyze the complex relationships among the features by utilizing advanced machine learning techniques [12], [13], [19], [20], [21], [23], [24], [25], [26], [27], [28], [29].

5.3 Analysis on Real-World Vulnerabilities

To further analyze the effectiveness of presemantic features, we apply TIKNIB to vulnerability discovery, which is a common practical application of BCSA [10], [11], [12], [13], [14], [15], [16], [17], [18], [19], [20], [21]. For a given vulnerable function, we investigate if TIKNIB can identify the function across different compiler options and architectures

TABLE 8: Real-world vulnerability analysis result (top-k and precision@1).

Source option to Target option	All to All	ARM to ARM	ARM to MIPS	ARM to x86	MIPS to MIPS	MIPS to ARM	MIPS to x86	x86 to x86	x86 to ARM	x86 to MIPS	O2 to O3	O3 to O2	GCC to Clang	GCC v4 to GCC v8	GCC v8 to GCC v4	Clang v4 to Clang v7	Clang v7 to Clang v4
# of Option Pairs	552	56	64	64	56	64	64	56	64	64	144	144	144	36	36	36	36
Rank (tls, vuln)*	1.19	1.14	1.66	1	1	1.62	1	1	1.25	1	1.18	1.19	1	1.44	1.06	1	1
Precision@1 (tls, vuln)*	0.89	0.86	0.66	1	1	0.75	1	1	0.75	1	0.9	0.89	1	0.78	0.94	1	1
Rank (dtls, vuln) [†]	4.54	9.82	11.81	3.06	2	4.72	2	2.07	1.75	3.62	4.5	4.38	2.72	3.11	5.06	3.61	3.33
Rank (tls, patched) [‡]	29.16	12.12	57.69	3.56	3.82	51.62	43.94	4.29	6.38	70.59	27.5	28.96	27.68	32.89	40.89	20.22	22.67
Rank (dtls, patched) [‡]	76.47	46.95	145.75	7.25	8.21	128	128.94	9.57	11.94	181.03	73.04	75.41	87.31	66.28	87.33	68.44	78

All values of Rank and Precision@1 are averaged values; in each test, we analyze multiple combinations of options (the first row), so we averaged their results.

* There are the results of the true positive of the vulnerable function (*i.e.*, `tls1_process_heartbleed`) in OpenSSL v1.0.1f.

[†] This is the result of a vulnerable yet similar function (*i.e.*, `dtls1_process_heartbleed`) in OpenSSL v1.0.1f.

[‡] These are the results of the same yet benign functions in OpenSSL v1.0.1u whose vulnerabilities are patched.

effectively. We select the `tls1_process_heartbeat` function in OpenSSL as our target function because it has been used in many prior studies for evaluation [11], [12], [20], [23]; this function has the infamous vulnerability named Heartbleed (*i.e.*, CVE-2014-0160). We utilize two versions of OpenSSL in the ASE4 dataset. One of them (v1.0.1f) contains the vulnerable function, and the other (v1.0.1u) has the patched version of the same function. Note that we have binaries compiled with 288 different compiler options for this dataset.

For evaluation, we simply measure the similarity between the vulnerable function compiled with a specific compiler option x with all functions in the two packages compiled with a different compiler option y , using TIKNIB. Then, we check the rank of the similarity score of the true positive (*i.e.*, `tls1_process_heartbeat` compiled with the option y).

Among 288 different combinations of compiler options, we focus on widely used ones in software packages. In particular, we select three 64-bit architectures (*i.e.*, ARM, x86, and MIPS), two optimization levels (*i.e.*, O2 and O3), and four compilers (*i.e.*, Clang v{4.0, 7.0} and GCC v{4.9.4, 8.2.0}), which results in 24 different combinations. This setup reflects real-world scenarios as many software packages use O2–O3 as default: `coreutils` uses O2 as default and OpenSSL sets O3 as default. Previous studies [20], [59] also focused on the same setup (using O2–O3), while they limited the architecture to 64-bit x86. Note that testing all combinations of options requires heavy computational overhead; it needs 288 (the option x for the vulnerable function) \times 287 (the option y for the target function) \times 2 (OpenSSL versions) \times 5K (functions in OpenSSL) \approx 826M operations.

Before querying the vulnerable function, we first select features to be used by leveraging the NORMAL dataset. Note that the NORMAL dataset does not contain OpenSSL; thus, the training and testing datasets are completely separated. In this step, we assume that we do not know the exact optimization level, compiler type, or compiler version. Meanwhile, we assume that we can recognize the target architecture as identifying the architecture of target binaries is not difficult. Consequently, we select a feature set that outputs the best performance for all combinations of optimization levels, compiler types, and compiler versions, while we fix the source and target architecture.

Using this methodology, we conducted a total of 552 tests. Table 8 describes the experimental results where each column corresponds to a test we conducted. The first row of the table shows the number of true positive pairs (*i.e.*,

the combinations of options) in each test. For example, the *All to All* column represents that we tested all possible combinations (24×23). The *ARM to MIPS* column represents that we tested all combinations while fixing the source and target architecture; we query the vulnerable function compiled with ARM and search its true positive compiled with MIPS while changing the other options. We averaged the values obtained from testing all such pairs and present them in the table.

Overall, TIKNIB identified the vulnerable function successfully (*i.e.*, Rank close to 1 and precision@1 close to 1.0) in most of the tests, demonstrating its effectiveness in vulnerability discovery. Meanwhile, it showed slightly lower performance when tested for different architectures for MIPS. This result accords with the observation that we described in §5.1: the possibility that our feature extraction for MIPS binaries is erroneous. We further discuss this issue in §7.1. In addition, the last three rows of Table 8 show the ranks of similar functions in the dataset. The `dtls` represents the DTLS version of our target function (*i.e.*, `dtls1_process_heartbeat`), which also has the vulnerability. Since the function is similar to the target function, it is ranked high in all tests. The last two rows of the table present the ranks of the patched version of these two functions in OpenSSL v1.0.1u. Notably, the patch of the vulnerability affects the presemantic features of these functions, particularly for the number of control transfer instructions or arithmetic instructions. Consequently, the patched functions resulted in a low rank.

6 BENEFIT OF TYPE INFORMATION (RQ3)

To evaluate the implication of debugging information on BCSA, we select type information as a case study on the presumption that they do not vary unless the source code is changed. Specifically, we extract three types of features per function: the number of arguments, types of arguments, and return type of a function. Note that inferring the correct type information is challenging and is actively researched [128], [129]. In this context, we only consider basic types: `char`, `short`, `int`, `float`, `enum`, `struct`, `void`, and `void *`. To extract type information, we create a type map to handle custom types defined in each package by recursively following definitions using Ctags [130]. We then assign a unique prime number as an identifier to each type. To represent the argument types as a single number, we multiply their type identifiers.

To investigate the benefit of these type features, we conducted the same experiments described in §5, and Table 9

TABLE 9: The results obtained using the features including the type features.

	Rand.	Opt Level			Compiler				Arch					vs. SizeOpt [†]			vs. Extra [†]			vs. Obfus. [†]				Bad [‡]		
		O0 vs. O3	O2 vs. O3	Rand.	GCC 4 vs. GCC 8	Clang 4 vs. Clang 7	GCC vs. Clang	Rand.	x86 vs. ARM	x86 vs. MIPS	ARM vs. MIPS	32 vs. 64	LE vs. BE	Rand.	O0 vs. Os	O1 vs. Os	O3 vs. Os	PIE	NoInLine	LTO	BCF	FLA	SUB	All	Norm.	Norm. vs. Obfus.
Avg. # of Selected Features	4.0	4.0	6.8	5.3	7.1	10.5	6.8	3.0	12.0	6.4	7.1	9.4	7.7	9.0	7.0	7.0	7.0	8.4	6.0	7.6	7.0	7.0	8.3	6.0	4.0	4.5
Avg. TP-TN Gap of Grey	0.53	0.52	0.56	0.53	0.58	0.59	0.53	0.56	0.54	0.54	0.54	0.56	0.56	0.55	0.54	0.57	0.57	0.56	0.56	0.55	0.50	0.52	0.58	0.50	0.55	0.55
ROC AUC	0.99	0.99	1.00	0.99	1.00	1.00	0.99	0.99	1.00	0.99	1.00	1.00	1.00	1.00	0.99	1.00	1.00	0.99	1.00	1.00	1.00	1.00	1.00	0.99	0.99	0.99
Average Precision (AP)	0.99	0.99	1.00	0.99	1.00	1.00	0.99	0.99	1.00	0.99	1.00	1.00	1.00	1.00	0.99	1.00	1.00	0.99	1.00	1.00	1.00	1.00	1.00	0.99	0.99	0.98

All values in the table are averaged values in 10-fold validation.

[†] We compare a function from the NORMAL to the function in each corresponding target dataset.

[‡] We match functions whose compiler options are largely distant to test bad cases. Please see §5.1.8 for the details.

presents the results. Here, we explain the results by comparing them with Table 6, which we obtained without using the type features. The first row of Table 9 shows that the average number of selected features including type features is smaller than that of selected features (⑤) in Table 6. Note that all three type features were always selected in all tests. The second row in Table 9 shows that utilizing the type features could achieve a large TP-TN gap on average (over 0.50); the corresponding values in ④ of Table 6 are much smaller. Consequently, the AUC and AP with type features reached over 0.99 in all tests, as shown in the last two rows of Table 9. Additionally, it shows a similar result (*i.e.*, an AUC close to 1.0) on the ASE datasets that we utilized for the state-of-the-art comparison (§5.2).

This result confirms that type information indeed benefits BCSA in terms of the success rate, although recovering such information is a difficult task. Therefore, we encourage further research on BCSA to take account of recovering debugging information, such as type recovery or inference, from binary code [128], [129], [131], [132], [133], [134].

7 FAILURE CASE INQUIRY (RQ4)

We carefully analyzed the failure cases in our experiments and found their causes. It was possible because our benchmark (*i.e.*, BINKIT) has the ground truth and our tool (*i.e.*, TIKNIB) uses an interpretable model. We first checked the TP-TN gap of each feature for failure cases and further analyzed them using IDA Pro. We found that optimization largely affects the BCSA performance as described in §5.1. In this section, we discuss other failure causes and summarize the lessons learned; however, many of these causes are closely related to optimization. We categorized the causes into three cases: (1) errors in binary analysis tools (§7.1), (2) differences in compiler back-ends (§7.2), and (3) architecture-specific code (§7.3).

7.1 Errors in Binary Analysis Tools

Most BCSA research heavily relies on COTS binary analysis tools such as IDA Pro [95]. However, we found that IDA Pro can yield false results. First, IDA Pro fails to analyze indirect branches, especially when handling MIPS binaries compiled with Clang using the position-independent code (PIC) option. The PIC option sets the compiler to generate machine code that can be placed in any address, and it is mainly used for compiling shared libraries or PIE binaries. Particularly, compilers use register-indirect branch instructions, such as `jalr`, to invoke functions in a position-independent manner. For example, when calling a function, GCC stores the base address of the Global Offset Table (GOT) in the `gp` register, and uses it to calculate the function addresses at

runtime. In contrast, Clang uses the `s0` or `v0` register to store such base addresses. This subtle difference confuses IDA Pro and makes it fail to obtain the base address of the GOT, so that it cannot compute the target addresses of indirect branches.

Moreover, IDA Pro sometimes generates incomplete CFGs. When there is a `switch` statement, compilers often make a table that stores a list of jump target addresses. However, IDA Pro often failed to correctly identify the number of elements in the table, especially on ARM architecture, where switch tables can be placed in a code segment. Sometimes, switch tables are located in between basic blocks, and it is more difficult to distinguish them.

The problem worsens when handling MIPS binaries compiled for Clang with PIC, because switch tables are typically stored in a read-only data section, which can be referenced through a GOT. Therefore, if IDA Pro cannot fully analyze the base address of the GOT, it also fails to identify the jump targets of switch statements.

As we manually analyze the errors, we may have missed some. Systematically finding such errors is a difficult task because the internals of many disassembly tools are not fully disclosed, and they differ significantly. One may extend the previous study [96] to further analyze the errors of disassembly tools and extracted features, and we leave this for future studies.

During the analysis, we found that IDA Pro also failed to fetch some function names if they have a prefix pre-defined in IDA Pro, such as `off_` or `sub_`. For example, it failed to fetch the name of the `off_to_chars` function in the `tar` package. We used IDA Pro v6.95 in our experiments, but we found that its latest version (v7.5) does not have this issue.

7.2 Diversity of Compiler Back-ends

From §5.1, the characteristics of binaries largely vary depending on the underlying compiler back-end. Our study reveals that GCC and Clang emit significantly different binaries from the same source code.

First, the number of basic blocks for the two compilers significantly differs. To observe how the number changes depending on different compiler options and target architectures, we counted the number for the NORMAL dataset. Figure 3 illustrates the number of functions and basic blocks in the dataset for selected compiler options and architectures (see Appendix for details). As shown in the figure, the number of basic blocks in binaries compiled with Clang is significantly larger than that in binaries compiled with GCC for O0. We figured out that Clang inserts dummy basic blocks for O0 on ARM and MIPS; these dummy blocks have only one branch instruction to the next block. These dummy blocks are removed when the optimization level increases

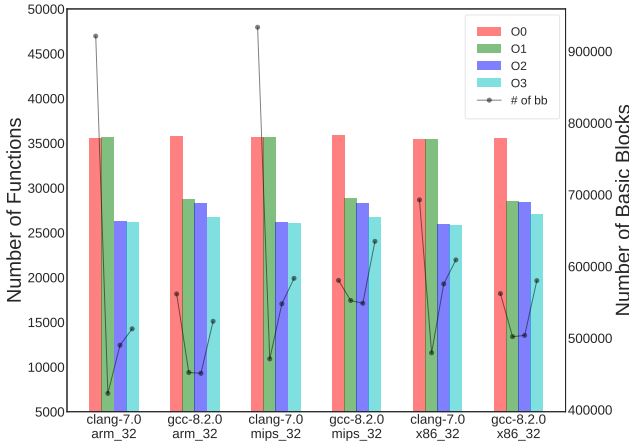


Fig. 3: The final number of functions and basic blocks in NORMAL (see Appendix for the detailed version).

(O1) as optimization techniques in Clang merge such basic blocks into their predecessors.

In addition, the two compilers apply different internal techniques for the same optimization level, while they express the optimization level with the same terms (*i.e.*, O0–O3 and Os). In particular, by analyzing the number of caller and callee functions, we discovered that GCC applies function inlining from O1, whereas Clang applies it from O2. Consequently, the number of functions for each compiler significantly differs (see the number of functions in O1 for Clang and that for GCC in Figure 3).

Moreover, we discovered that two compilers internally leverage different function-level code for specific operations. For example, GCC has functions, such as `__umoddl3` in `libgcc2.c` or `__aeabi_dadd` in `ieee754-df.S`, to optimize certain arithmetic operations. Furthermore, on x86, GCC generates a special function, such as `__x86.get_pc_thunk.bx`, to load the current instruction pointer to a register, whereas Clang inlines this procedure inside the target function. These functions can largely affect the call-related features, such as the number of control transfer instructions or that of outgoing calls. Although we removed these compiler-specific functions not to include them in our experiments (§3.2), they may have been inlined in their caller functions in higher optimization levels (O2–O3). Considering such functions took approximately 4% of the identified functions by IDA Pro, they may have affected the resulting features.

Similarly, the two compilers also utilize different instruction-level code. For example, in the case of move instructions for ARM, GCC uses conditional instructions, such as `MOVLE`, `MOVGT`, or `MOVNE`, unless the optimization level is zero (O0). In contrast, Clang utilizes regular move instructions along with branch instructions. This significantly affects the number of instructions as well as that of basic blocks in the resulting binaries. Consequently, in such special cases, the functions compiled using GCC have a relatively smaller number of basic blocks compared with those using Clang.

Finally, compilers sometimes generate multiple copies of the same function for optimization purposes. For example, they conduct inter-procedural scalar replacement of aggregates, removal of unused parameters, or optimization of

cache/memory usage. Consequently, a compiled binary can have multiple functions that share the same source code but have different binary code. We found that GCC and Clang operate differently on this. Specifically, we discovered three techniques in GCC, which produce function copies with special suffixes, such as `.part`, `.cold`, or `.isra`. For instance, for the `get_data` function of `readelf` in `binutils` (in O3), GCC yields three copies with the `.isra` suffix, while Clang does not produce any of such functions. Similarly, for the `tree_eval` and `expr_eval` functions in `bool` (in O3), GCC produces two copies with the `.cold` suffix, but Clang does not. Although we selected only one of such copies in our experiments to avoid biased results (§3.2), the other copies can still survive in their caller functions by inlining.

In summary, the diversities of compiler back-ends can largely affect the performance of BCSA, by making the resulting binaries divergent. Here, we introduced the major issues we discovered. We encourage further studies to investigate the implication of detailed options in each optimization level across different compilers.

7.3 Architecture-Specific Code

When manually inspecting failures, we found that some packages have architecture-specific code snippets guarded with conditional macros such as `#if` and `#ifdef` directives. For example, various functions in `OpenSSL`, such as `mul_add` and `BN_UMULT_HIGH`, are written in architecture-specific inline assembly code to generate highly optimized binaries. This means that a function may correspond to two or more distinct source lines depending on the target architecture.

Therefore, instruction-level presemantic features can be significantly different across different architectures when the target programs have architecture-specific code snippets, and one should consider such code when designing cross-architecture BCSA techniques.

8 DISCUSSION

Our study identifies several future research directions in BCSA. First, many BCSA papers have focused on building a general model that can result in stable outcomes with any compiler options. However, one could train a model targeting a specific set of compiler options, as shown in our experiment, to enhance their BCSA techniques. It is evident from our experiment’s results that one can easily increase the success rate of their technique by inferring the compiler options used to compile the target binaries. There exists such an inference technique [135], and combining it with existing BCSA methods is a promising research direction.

Second, there are only a few studies on utilizing decompilation techniques for BCSA. However, our study reveals the importance of such techniques, and thus, invites further research on leveraging them for BCSA. One could also conduct a comprehensive analysis on the implication of semantic features along with decompilation techniques.

Additionally, we investigated fundamental presemantic features in this study. However, the effectiveness of semantic features is not well-studied yet in this field. Therefore, we

encourage further research on investigating the effectiveness of semantic features along with other presemantic features that are not covered in the study. In particular, as many recent studies have been adopting NLP techniques, inspecting their effectiveness would be another essential study.

Our scope is limited to a function-level analysis (§4.1). However, one may extend the scope to handle other BCSA scenarios to compare binaries [20], [27], [54] or a series of instructions [32], [34], [57]. Additionally, one can extend our approach for various purposes such as vulnerability discovery [11], [12], [20], [23], [28], [59], [136], malware detection [5], [6], [137], [138], [139], [140], [141], library function identification [71], [84], [142], [143], [144], [145], plagiarism/authorship detection [8], [82], [146], or patch identification [147], [148], [149]. However, extending our work to other BCSA tasks may not be directly applicable. This is because it requires additional domain knowledge to design an appropriate model that fits the purpose and careful consideration of the trade-offs. We believe that the reported insights in this study can help this process.

Recall from §2, we did not intend to completely survey the existing techniques, but instead, we focused on systematizing the fundamental features used in previous literature. Furthermore, our goal was on investigating underexplored research questions in the field by conducting a series of rigorous experiments. For a complete survey, we refer readers to the recent survey on BCSA [150].

Finally, because our focus is on comparing binaries without source code, we intentionally exclude similarity comparison techniques that require source code. Nevertheless, it is noteworthy that there has been plentiful literature on comparing two source code snippets [75], [151], [152], [153], [154], [155], [156], [157], [158], [159] or comparing source code snippets with binary code snippets [160], [161], [162].

9 CONCLUSION

We studied previous BCSA literature from the perspective of the features and benchmarks used. We found that none of the previous BCSA works use the same benchmark for their evaluation, and some of them need to manually fabricate the ground truth for their benchmark. This observation led us to design BINKIT, the first large-scale public benchmark for BCSA, along with a set of automated build scripts. We also built a BCSA tool, TIKNIB, that employs an interpretable model. Using our benchmark and tool, we answered less-explored research questions regarding the syntactic and structural BCSA features. We found that several elementary features can be robust across different architectures, compiler types, compiler versions, or even intra-procedural obfuscation. We further proposed potential approaches to improve BCSA. We conclude by inviting further studies on BCSA using our findings and benchmark.

ACKNOWLEDGEMENTS

We appreciate the anonymous reviewers for their thoughtful comments. This work was supported by an Institute of Information and Communications Technology Planning and Evaluation grant (2018-0-00831), which was funded by the government of Korea.

REFERENCES

- [1] S. P. Reiss, "Semantics-based code search," in *Proceedings of the International Conference on Software Engineering*, 2009, pp. 243–253.
- [2] "gpl-violations.org project prevails in court case on gpl violation by d-link." [Online]. Available: <https://web.archive.org/web/20141007073104/http://gpl-violations.org/news/20060922-dlink-judgement-frankfurt.html>
- [3] E. C. R. Shin, D. Song, and R. Moazzezi, "Recognizing functions in binaries with neural networks," in *Proceedings of the USENIX Security Symposium*, 2015, pp. 611–626.
- [4] T. Bao, J. Burket, M. Woo, R. Turner, and D. Brumley, "ByteWeight: Learning to recognize functions in binary code," in *Proceedings of the USENIX Security Symposium*, 2014, pp. 845–860.
- [5] P. M. Comparetti, G. Salvaneschi, E. Kirda, C. Kolbitsch, C. Kruegel, and S. Zanero, "Identifying dormant functionality in malware programs," in *Proceedings of the IEEE Symposium on Security and Privacy*, 2010, pp. 61–76.
- [6] J. Jang, D. Brumley, and S. Venkataraman, "Bitshred: Feature hashing malware for scalable triage and semantic analysis," in *Proceedings of the ACM Conference on Computer and Communications Security*, 2011, pp. 309–320.
- [7] L. Luo, J. Ming, D. Wu, P. Liu, and S. Zhu, "Semantics-based obfuscation-resilient binary code similarity comparison with applications to software plagiarism detection," in *Proceedings of the International Symposium on Foundations of Software Engineering*, 2014, pp. 389–400.
- [8] F. Zhang, D. Wu, P. Liu, and S. Zhu, "Program logic based software plagiarism detection," in *Proceedings of the IEEE International Symposium on Software Reliability Engineering*, 2014, pp. 66–77.
- [9] X. Meng, B. P. Miller, and K.-S. Jun, "Identifying multiple authors in a binary program," in *Proceedings of the European Symposium on Research in Computer Security*, 2017, pp. 286–304.
- [10] J. Pewny, F. Schuster, L. Bernhard, T. Holz, and C. Rossow, "Leveraging semantic signatures for bug search in binary programs," in *Proceedings of the Annual Computer Security Applications Conference*, 2014, pp. 406–415.
- [11] S. Eschweiler, K. Yakdan, and E. Gerhards-Padilla, "discovRE: Efficient cross-architecture identification of bugs in binary code," in *Proceedings of the Network and Distributed System Security Symposium*, 2016.
- [12] X. Xu, C. Liu, Q. Feng, H. Yin, L. Song, and D. Song, "Neural network-based graph embedding for cross-platform binary code similarity detection," in *Proceedings of the ACM Conference on Computer and Communications Security*, 2017, pp. 363–376.
- [13] J. Gao, X. Yang, Y. Fu, Y. Jiang, and J. Sun, "VulSeeker: A semantic learning based vulnerability seeker for cross-platform binary," in *Proceedings of the ACM/IEEE International Conference on Automated Software Engineering*, 2018, pp. 896–899.
- [14] Y. David, N. Partush, and E. Yahav, "FirmUp: Precise static detection of common vulnerabilities in firmware," in *Proceedings of the International Conference on Architectural Support for Programming Languages and Operating Systems*, 2018, pp. 392–404.
- [15] M. Chandramohan, Y. Xue, Z. Xu, Y. Liu, C. Y. Cho, and H. B. K. Tan, "BinGo: Cross-architecture cross-os binary search," in *Proceedings of the International Symposium on Foundations of Software Engineering*, 2016, pp. 678–689.
- [16] Q. Feng, M. Wang, M. Zhang, R. Zhou, A. Henderson, and H. Yin, "Extracting conditional formulas for cross-platform bug search," in *Proceedings of the ACM Symposium on Information, Computer and Communications Security*, 2017, pp. 346–359.
- [17] P. Shirani, L. Collard, B. L. Agba, B. Lebel, M. Debbabi, L. Wang, and A. Hanna, "Binarm: Scalable and efficient detection of vulnerabilities in firmware images of intelligent electronic devices," in *International Conference on Detection of Intrusions and Malware, and Vulnerability Assessment*. Springer, 2018, pp. 114–138.
- [18] Y. Xue, Z. Xu, M. Chandramohan, and Y. Liu, "Accurate and scalable cross-architecture cross-os binary code search with emulation," *IEEE Transactions on Software Engineering*, 2018.
- [19] B. Liu, W. Huo, C. Zhang, W. Li, F. Li, A. Piao, and W. Zou, "αdiff: Cross-version binary code similarity detection with DNN," in *Proceedings of the ACM/IEEE International Conference on Automated Software Engineering*, 2018, pp. 667–678.
- [20] S. H. Ding, B. C. Fung, and P. Charland, "Asm2Vec: Boosting static representation robustness for binary clone search against code obfuscation and compiler optimization," in *Proceedings of the IEEE Symposium on Security and Privacy*. IEEE, 2019.

- [21] L. Massarelli, G. A. Di Luna, F. Petroni, R. Baldoni, and L. Querzoni, "SAFE: Self-attentive function embeddings for binary similarity," in *International Conference on Detection of Intrusions and Malware, and Vulnerability Assessment*. Springer, 2019, pp. 309–329.
- [22] J. Pewny, B. Garmany, R. Gawlik, C. Rossow, and T. Holz, "Cross-architecture bug search in binary executables," in *Proceedings of the IEEE Symposium on Security and Privacy*. IEEE, 2015, pp. 709–724.
- [23] Q. Feng, R. Zhou, C. Xu, Y. Cheng, B. Testa, and H. Yin, "Scalable graph-based bug search for firmware images," in *Proceedings of the ACM Conference on Computer and Communications Security*, 2016, pp. 480–491.
- [24] F. Zuo, X. Li, Z. Zhang, P. Young, L. Luo, and Q. Zeng, "Neural machine translation inspired binary code similarity comparison beyond function pairs," in *Proceedings of the Network and Distributed System Security Symposium*, 2019.
- [25] N. Marastoni, R. Giacobazzi, and M. Dalla Preda, "A deep learning approach to program similarity," in *Proceedings of the 1st International Workshop on Machine Learning and Software Engineering in Symbiosis*. ACM, 2018, pp. 26–35.
- [26] K. Redmond, L. Luo, and Q. Zeng, "A cross-architecture instruction embedding model for natural language processing-inspired binary code analysis," in *The NDSS Workshop on Binary Analysis Research*, 2019.
- [27] Y. Duan, X. Li, J. Wang, and H. Yin, "DeepBinDiff: Learning program-wide code representations for binary diffing," in *Proceedings of the Network and Distributed System Security Symposium*, 2020.
- [28] P. Sun, L. Garcia, G. Salles-Loustau, and S. Zonouz, "Hybrid firmware analysis for known mobile and iot security vulnerabilities," in *2020 50th Annual IEEE/IFIP International Conference on Dependable Systems and Networks (DSN)*. IEEE, 2020, pp. 373–384.
- [29] L. Massarelli, G. A. Di Luna, F. Petroni, L. Querzoni, and R. Baldoni, "Investigating graph embedding neural networks with unsupervised features extraction for binary analysis," in *The NDSS Workshop on Binary Analysis Research*, 2019.
- [30] M. Egele, M. Woo, P. Chapman, and D. Brumley, "Blanket execution: Dynamic similarity testing for program binaries and components," in *Proceedings of the USENIX Security Symposium*, 2014, pp. 303–317.
- [31] S. Wang and D. Wu, "In-memory fuzzing for binary code similarity analysis," in *Proceedings of the IEEE/ACM International Conference on Automated Software Engineering*, 2017, pp. 319–330.
- [32] S. H. Ding, B. Fung, and P. Charland, "KamIn0: Mapreduce-based assembly clone search for reverse engineering," in *Proceedings of the ACM SIGKDD International Conference on Knowledge Discovery and Data Mining*, 2016, pp. 461–470.
- [33] Y. Hu, Y. Zhang, J. Li, and D. Gu, "Cross-architecture binary semantics understanding via similar code comparison," in *Proceedings of the IEEE International Conference on Software Analysis, Evolution, and Reengineering*, 2016, pp. 57–67.
- [34] H. Huang, A. M. Youssef, and M. Debbabi, "BinSequence: Fast, accurate and scalable binary code reuse detection," in *Proceedings of the ACM Symposium on Information, Computer and Communications Security*, 2017, pp. 155–166.
- [35] Y. Hu, Y. Zhang, J. Li, and D. Gu, "Binary code clone detection across architectures and compiling configurations," in *Proceedings of the International Conference on Program Comprehension*. IEEE Press, 2017, pp. 88–98.
- [36] S. Kim, M. Faerevaag, M. Jung, S. Jung, D. Oh, J. Lee, and S. K. Cha, "Testing intermediate representations for binary analysis," in *Proceedings of the IEEE/ACM International Conference on Automated Software Engineering*, 2017, pp. 353–364.
- [37] E. J. Schwartz, J. Lee, M. Woo, and D. Brumley, "Native x86 decompilation using semantics-preserving structural analysis and iterative control-flow structuring," in *Proceedings of the USENIX Security Symposium*, 2013, pp. 353–368.
- [38] K. Yakdan, S. Eschweiler, E. Gerhards-Padilla, and M. Smith, "No more gotos: Decompilation using pattern-independent control-flow structuring and semantics-preserving transformations," in *Proceedings of the Network and Distributed System Security Symposium*, 2015.
- [39] R. Real and J. M. Vargas, "The probabilistic basis of jaccard's index of similarity," *Systematic biology*, vol. 45, no. 3, pp. 380–385, 1996.
- [40] H. Bunke, "On a relation between graph edit distance and maximum common subgraph," *Pattern Recognition Letters*, vol. 18, no. 8, pp. 689–694, 1997.
- [41] J. Bromley, I. Guyon, Y. LeCun, E. Säckinger, and R. Shah, "Signature verification using a 'siamese' time delay neural network," in *Advances in neural information processing systems*, 1994, pp. 737–744.
- [42] P. Geurts, D. Ernst, and L. Wehenkel, "Extremely randomized trees," *Machine learning*, vol. 63, no. 1, pp. 3–42, 2006.
- [43] D. Gao, M. K. Reiter, and D. Song, "Binhunt: Automatically finding semantic differences in binary programs," in *International Conference on Information and Communications Security*. Springer, 2008, pp. 238–255.
- [44] T. Dullien and R. Rolles, "Graph-based comparison of executable objects (english version)," *SSTIC*, vol. 5, no. 1, p. 3, 2005.
- [45] H. Flake, "Structural comparison of executable objects," in *International Conference on Detection of Intrusions and Malware, and Vulnerability Assessment*. Citeseer, 2004, pp. 161–174.
- [46] M. Bourquin, A. King, and E. Robbins, "Binslayer: accurate comparison of binary executables," in *Proceedings of the 2nd ACM SIGPLAN Program Protection and Reverse Engineering Workshop*. ACM, 2013, p. 4.
- [47] J. Ming, M. Pan, and D. Gao, "ibinhunt: Binary hunting with inter-procedural control flow," in *International Conference on Information Security and Cryptology*. Springer, 2012, pp. 92–109.
- [48] W. Jin, S. Chaki, C. Cohen, A. Gurfinkel, J. Havrilla, C. Hines, and P. Narasimhan, "Binary function clustering using semantic hashes," in *Machine Learning and Applications (ICMLA)*, 2012 11th International Conference on, vol. 1. IEEE, 2012, pp. 386–391.
- [49] A. Lakhota, M. D. Preda, and R. Giacobazzi, "Fast location of similar code fragments using semantic juice," in *Proceedings of the 2nd ACM SIGPLAN Program Protection and Reverse Engineering Workshop*. ACM, 2013, p. 5.
- [50] S. Alrabaaee, P. Shirani, L. Wang, and M. Debbabi, "Sigma: A semantic integrated graph matching approach for identifying reused functions in binary code," *Digital Investigation*, vol. 12, pp. S61–S71, 2015.
- [51] S. Alrabaaee, L. Wang, and M. Debbabi, "BinGold: Towards robust binary analysis by extracting the semantics of binary code as semantic flow graphs (sfgs)," *Digital Investigation*, vol. 18, pp. S11–S22, 2016.
- [52] T. Kim, Y. R. Lee, B. Kang, and E. G. Im, "Binary executable file similarity calculation using function matching," *The Journal of Supercomputing*, vol. 75, no. 2, pp. 607–622, 2019.
- [53] H. Guo, S. Huang, C. Huang, M. Zhang, Z. Pan, F. Shi, H. Huang, D. Hu, and X. Wang, "A lightweight cross-version binary code similarity detection based on similarity and correlation coefficient features," *IEEE Access*, vol. 8, pp. 120 501–120 512, 2020.
- [54] "Bindiff." [Online]. Available: <https://www.zynamics.com/bindiff.html>
- [55] "Diaphora, a Free and Open Source program diffing tool." [Online]. Available: <http://diaphora.re/>
- [56] J. W. Oh, "Darungrim: a patch analysis and binary diffing too," 2015.
- [57] Y. David and E. Yahav, "Tracelet-based code search in executables," in *Proceedings of the ACM SIGPLAN Conference on Programming Language Design and Implementation*, 2014, pp. 349–360.
- [58] M. R. Farhadi, B. C. Fung, P. Charland, and M. Debbabi, "BinClone: Detecting code clones in malware," in *Proceedings of the International Conference on Software Security and Reliability*, 2014, pp. 78–87.
- [59] Y. David, N. Partush, and E. Yahav, "Statistical similarity of binaries," in *Proceedings of the ACM SIGPLAN Conference on Programming Language Design and Implementation*, 2016, pp. 266–280.
- [60] N. Lageman, E. D. Kilmer, R. J. Walls, and P. D. McDaniel, "BinDNN: Resilient function matching using deep learning," in *International Conference on Security and Privacy in Communication Systems*. Springer, 2016, pp. 517–537.
- [61] L. Nough, A. Rahimian, D. Mouheb, M. Debbabi, and A. Hanna, "Binsign: fingerprinting binary functions to support automated analysis of code executables," in *IFIP International Conference on ICT Systems Security and Privacy Protection*. Springer, 2017, pp. 341–355.
- [62] Y. David, N. Partush, and E. Yahav, "Similarity of binaries through re-optimization," in *Proceedings of the ACM SIGPLAN*

- Conference on Programming Language Design and Implementation, 2017, pp. 79–94.
- [63] J. Ming, D. Xu, Y. Jiang, and D. Wu, “BinSim: Trace-based semantic binary diffing via system call sliced segment equivalence checking,” in *Proceedings of the USENIX Security Symposium*, 2017, pp. 253–270.
- [64] U. Kargén and N. Shahmehri, “Towards robust instruction-level trace alignment of binary code,” in *Proceedings of the IEEE/ACM International Conference on Automated Software Engineering*. IEEE, 2017, pp. 342–352.
- [65] C. Karamitas and A. Kehagias, “Efficient features for function matching between binary executables,” in *Proceedings of the IEEE International Conference on Software Analysis, Evolution, and Reengineering*. IEEE, 2018, pp. 335–345.
- [66] B. Yuan, J. Wang, Z. Fang, and L. Qi, “A new software birthmark based on weight sequences of dynamic control flow graph for plagiarism detection,” *The Computer Journal*, 2018.
- [67] Y. Hu, Y. Zhang, J. Li, H. Wang, B. Li, and D. Gu, “Binmatch: A semantics-based hybrid approach on binary code clone analysis,” in *Software Maintenance and Evolution (ICSME), 2017 IEEE International Conference on*. IEEE, 2018.
- [68] N. Shalev and N. Partush, “Binary similarity detection using machine learning,” in *Proceedings of the 13th Workshop on Programming Languages and Analysis for Security*. ACM, 2018, pp. 42–47.
- [69] M. Luo, C. Yang, X. Gong, and L. Yu, “Funcnet: A euclidean embedding approach for lightweight cross-platform binary recognition,” in *International Conference on Security and Privacy in Communication Systems*. Springer, 2016, pp. 517–537.
- [70] J. Jiang, G. Li, M. Yu, G. Li, C. Liu, Z. Lv, B. Lv, and W. Huang, “Similarity of binaries across optimization levels and obfuscation,” in *Proceedings of the European Symposium on Research in Computer Security*, 2020, pp. 295–315.
- [71] P. Shirani, L. Wang, and M. Debbabi, “BinShape: Scalable and robust binary library function identification using function shape,” in *International Conference on Detection of Intrusions and Malware, and Vulnerability Assessment*. Springer, 2017, pp. 301–324.
- [72] K. Chen, P. Liu, and Y. Zhang, “Achieving accuracy and scalability simultaneously in detecting application clones on android markets,” in *Proceedings of the 36th International Conference on Software Engineering*. ACM, 2014, pp. 175–186.
- [73] X. Hu, T.-c. Chiueh, and K. G. Shin, “Large-scale malware indexing using function-call graphs,” in *Proceedings of the ACM Conference on Computer and Communications Security*, 2009, pp. 611–620.
- [74] S. Henry and D. Kafura, “Software structure metrics based on information flow,” *IEEE transactions on Software Engineering*, no. 5, pp. 510–518, 1981.
- [75] J. Jang, A. Agrawal, and D. Brumley, “ReDeBug: Finding unpatched code clones in entire os distributions,” in *Proceedings of the IEEE Symposium on Security and Privacy*, 2012, pp. 48–62.
- [76] S. K. Cha, I. Moraru, J. Jang, J. Truelove, D. Brumley, and D. G. Andersen, “SplitScreen: Enabling efficient, distributed malware detection,” in *Proceedings of the USENIX Symposium on Networked Systems Design and Implementation*, 2010, pp. 377–390.
- [77] W. M. Khoo, A. Mycroft, and R. Anderson, “Rendezvous: a search engine for binary code,” in *Proceedings of the 10th Working Conference on Mining Software Repositories*. IEEE Press, 2013, pp. 329–338.
- [78] E. Schkufza, R. Sharma, and A. Aiken, “Stochastic superoptimization,” in *Proceedings of the International Conference on Architectural Support for Programming Languages and Operating Systems*, 2013, pp. 305–316.
- [79] J. Ming, F. Zhang, D. Wu, P. Liu, and S. Zhu, “Deviation-based obfuscation-resilient program equivalence checking with application to software plagiarism detection,” *IEEE Transactions on Reliability*, vol. 65, no. 4, pp. 1647–1664, 2016.
- [80] L. Luo, J. Ming, D. Wu, P. Liu, and S. Zhu, “Semantics-based obfuscation-resilient binary code similarity comparison with applications to software and algorithm plagiarism detection,” *IEEE Transactions on Software Engineering*, no. 12, pp. 1157–1177, 2017.
- [81] S. Forrest, S. A. Hofmeyr, A. Somayaji, and T. A. Longstaff, “A sense of self for Unix processes,” in *Proceedings of the IEEE Symposium on Security and Privacy*, 1996, pp. 120–128.
- [82] Z. Tian, Q. Wang, C. Gao, L. Chen, and D. Wu, “Plagiarism detection of multi-threaded programs via siamese neural networks,” *IEEE Access*, vol. 8, pp. 160 802–160 814, 2020.
- [83] V. J. M. Manès, H. Han, C. Han, S. K. Cha, M. Egele, E. J. Schwartz, and M. Woo, “The art, science, and engineering of fuzzing: A survey,” *IEEE Transactions on Software Engineering*, 2019.
- [84] F. Gröbert, C. Willems, and T. Holz, “Automated identification of cryptographic primitives in binary programs,” in *International Workshop on Recent Advances in Intrusion Detection*. Springer, 2011, pp. 41–60.
- [85] S. Horwitz, T. Reps, and D. Binkley, “Interprocedural slicing using dependence graphs,” in *Proceedings of the ACM SIGPLAN Conference on Programming Language Design and Implementation*, 1988, pp. 35–46.
- [86] J. Ferrante, K. J. Ottenstein, and J. D. Warren, “The program dependence graph and its use in optimization,” *ACM Transactions on Programming Languages and Systems*, vol. 9, no. 3, pp. 319–349, 1987.
- [87] A. Y. Ng, M. I. Jordan, and Y. Weiss, “On spectral clustering: Analysis and an algorithm,” in *Advances in neural information processing systems*, 2002, pp. 849–856.
- [88] J. Yang, Y.-G. Jiang, A. G. Hauptmann, and C.-W. Ngo, “Evaluating bag-of-visual-words representations in scene classification,” in *Proceedings of the international workshop on Workshop on multimedia information retrieval*. ACM, 2007, pp. 197–206.
- [89] R. Arandjelovic and A. Zisserman, “All about vlad,” in *Proceedings of the IEEE conference on Computer Vision and Pattern Recognition*, 2013, pp. 1578–1585.
- [90] H. Dai, B. Dai, and L. Song, “Discriminative embeddings of latent variable models for structured data,” in *International Conference on Machine Learning*, 2016, pp. 2702–2711.
- [91] T. Mikolov, K. Chen, G. Corrado, and J. Dean, “Efficient estimation of word representations in vector space,” *arXiv preprint arXiv:1301.3781*, 2013.
- [92] Y. Kim, “Convolutional neural networks for sentence classification,” *arXiv preprint arXiv:1408.5882*, 2014.
- [93] S. Hochreiter and J. Schmidhuber, “Long short-term memory,” *Neural computation*, vol. 9, no. 8, pp. 1735–1780, 1997.
- [94] Q. Le and T. Mikolov, “Distributed representations of sentences and documents,” in *International Conference on Machine Learning*, 2014, pp. 1188–1196.
- [95] Hex-Rays, “IDA Pro.” [Online]. Available: <https://www.hex-rays.com/products/ida/>
- [96] D. Andriesse, X. Chen, V. van der Veen, A. Slowinska, and H. Bos, “An in-depth analysis of disassembly on full-scale x86/x64 binaries,” in *Proceedings of the USENIX Security Symposium*, 2016, pp. 583–600.
- [97] M. Jung, S. Kim, H. Han, J. Choi, and S. K. Cha, “B2R2: Building an efficient front-end for binary analysis,” in *Proceedings of the NDSS Workshop on Binary Analysis Research*, 2019.
- [98] D. Andriesse, A. Slowinska, and H. Bos, “Compiler-agnostic function detection in binaries,” in *Proceedings of the IEEE European Symposium on Security and Privacy*, 2017, pp. 177–189.
- [99] S. Wang, P. Wang, and D. Wu, “Semantics-aware machine learning for function recognition in binary code,” in *Proceedings of the IEEE International Conference on Software Maintenance and Evolution*, 2017, pp. 388–398.
- [100] R. Qiao and R. Sekar, “Function interface analysis: A principled approach for function recognition in cots binaries,” in *Proceedings of the Annual IEEE/IFIP International Conference on Dependable Systems and Networks*, 2017, pp. 201–212.
- [101] J. Kinder and H. Veith, “Jakstab: A static analysis platform for binaries,” in *Proceedings of the International Conference on Computer Aided Verification*, 2008, pp. 423–427.
- [102] SecurityTeam, “Pie,” 2016. [Online]. Available: <https://wiki.ubuntu.com/SecurityTeam/PIE>
- [103] “GNU packages.” [Online]. Available: <https://ftp.gnu.org/gnu/>
- [104] P. Junod, J. Rinaldini, J. Wehrli, and J. Michielin, “Obfuscator-llvm—software protection for the masses,” in *Software Protection (SPRO), 2015 IEEE/ACM 1st International Workshop on*. IEEE, 2015, pp. 3–9.
- [105] M. Madou, L. Van Put, and K. De Bosschere, “Loco: An interactive code (de) obfuscation tool,” in *Proceedings of the 2006 ACM SIGPLAN symposium on Partial evaluation and semantics-based program manipulation*. ACM, 2006, pp. 140–144.
- [106] “VMProtect.” [Online]. Available: <http://vmpsoft.com>
- [107] “StunniX C/C++ Obfuscator.” [Online]. Available: <http://stunniX.com/prod/cxxo/>

- [108] "Semantic Designs: Source Code Obfuscators." [Online]. Available: <http://www.semdesigns.com/Products/Obfuscators/>
- [109] C. Collberg, "The tigress c diversifier/obfuscator," *Retrieved August*, vol. 14, p. 2015, 2015.
- [110] "Crosstool-NG." [Online]. Available: <https://github.com/crosstool-ng/crosstool-ng>
- [111] D. MacKenzie, B. Elliston, and A. Demaille, "Autoconf — creating automatic configuration scripts," 1996.
- [112] O. Tange, "GNU parallel - the command-line power tool," *login: The USENIX Magazine*, vol. 36, no. 1, pp. 42–47, Feb 2011. [Online]. Available: <http://www.gnu.org/s/parallel>
- [113] A. A. Hagberg, D. A. Schult, and P. J. Swart, "Exploring network structure, dynamics, and function using NetworkX," in *Proceedings of the Python in Science Conference*, 2008, pp. 11–15.
- [114] Intel Corporation, "Intel® 64 and ia-32 architectures software developer's manual," <https://software.intel.com/en-us/articles/intel-sdm>.
- [115] D. Seal, *ARM Architecture Reference Manual*. Pearson Education, 2001.
- [116] MIPS Technologies, Inc., "Mips32 architecture for programmers volume ii: The mips32 instruction set," 2001.
- [117] Capstone, "The ultimate disassembler." [Online]. Available: <https://www.capstone-engine.org/>
- [118] Wikipedia, "Relative change and difference — wikipedia, the free encyclopedia," 2018, [Online; accessed today]. [Online]. Available: https://en.wikipedia.org/w/index.php?title=Relative_change_and_difference&oldid=872867886
- [119] I. Guyon and A. Elisseeff, "An introduction to variable and feature selection," *Journal of machine learning research*, vol. 3, no. Mar, pp. 1157–1182, 2003.
- [120] R. Caruana and D. Freitag, "Greedy attribute selection," in *Proceedings of the Eleventh International Conference on Machine Learning*. Morgan Kaufmann, 1994, pp. 28–36.
- [121] F. Pedregosa, G. Varoquaux, A. Gramfort, V. Michel, B. Thirion, O. Grisel, M. Blondel, P. Prettenhofer, R. Weiss, V. Dubourg et al., "Scikit-learn: Machine learning in python," *Journal of machine learning research*, vol. 12, no. Oct, pp. 2825–2830, 2011.
- [122] E. Jones, T. Oliphant, P. Peterson et al., "SciPy: Open source scientific tools for Python," 2001–. [Online]. Available: <http://www.scipy.org/>
- [123] S. v. d. Walt, S. C. Colbert, and G. Varoquaux, "The NumPy array: A structure for efficient numerical computation," *Computing in Science & Engineering*, vol. 13, no. 2, pp. 22–30, 2011.
- [124] "Using the GNU compiler collection (GCC): Optimize options." [Online]. Available: <https://gcc.gnu.org/onlinedocs/gcc/Optimize-Options.html>
- [125] "Clang - the clang c, c++, and objective-c compiler." [Online]. Available: <https://clang.llvm.org/docs/CommandGuide/clang.html>
- [126] T. László and Á. Kiss, "Obfuscating c++ programs via control flow flattening," *Annales Universitatis Scientiarum Budapestinensis de Rolando Eötvös Nominatae, Sectio Computatorica*, vol. 30, pp. 3–19, 2009.
- [127] "Themida: Advanced windows software protection system." [Online]. Available: <https://www.oreans.com/themida.php>
- [128] Z. L. Chua, S. Shen, P. Saxena, and Z. Liang, "Neural nets can learn function type signatures from binaries," in *Proceedings of the USENIX Security Symposium*, 2017, pp. 99–116.
- [129] V. van der Veen, E. Göktas, M. Contag, A. Pawoloski, X. Chen, S. Rawat, H. Bos, T. Holz, E. Athanasopoulos, and C. Giuffrida, "A tough call: Mitigating advanced code-reuse attacks at the binary level," in *Proceedings of the IEEE Symposium on Security and Privacy*, 2016, pp. 934–953.
- [130] D. Hiebert, "Exuberant Ctags," 1999.
- [131] J. Lee, T. Avgerinos, and D. Brumley, "TIE: Principled reverse engineering of types in binary programs," in *Proceedings of the Network and Distributed System Security Symposium*, 2011.
- [132] K. ElWazeer, K. Anand, A. Kotha, M. Smithson, and R. Barua, "Scalable variable and data type detection in a binary rewriter," *ACM SIGPLAN Notices*, vol. 48, no. 6, pp. 51–60, 2013.
- [133] J. He, P. Ivanov, P. Tsankov, V. Raychev, and M. Vechev, "Debin: Predicting debug information in stripped binaries," in *Proceedings of the 2018 ACM SIGSAC Conference on Computer and Communications Security*. ACM, 2018, pp. 1667–1680.
- [134] F. Artuso, G. A. Di Luna, L. Massarelli, and L. Querzoni, "In nomine function: Naming functions in stripped binaries with neural networks," *arXiv*, pp. arXiv–1912, 2019.
- [135] N. Rosenblum, B. P. Miller, and X. Zhu, "Recovering the toolchain provenance of binary code," in *Proceedings of the International Symposium on Software Testing and Analysis*, 2011, pp. 100–110.
- [136] M. C. Tol, K. Yurtseven, B. Gulmezoglu, and B. Sunar, "Fastspec: Scalable generation and detection of spectre gadgets using neural embeddings," *arXiv preprint arXiv:2006.14147*, 2020.
- [137] D. Canali, A. Lanzi, D. Balzarotti, C. Kruegel, M. Christodorescu, and E. Kirda, "A quantitative study of accuracy in system call-based malware detection," in *Proceedings of the 2012 International Symposium on Software Testing and Analysis*. ACM, 2012, pp. 122–132.
- [138] D. Babić, D. Reynaud, and D. Song, "Malware analysis with tree automata inference," in *International Conference on Computer Aided Verification*. Springer, 2011, pp. 116–131.
- [139] Y. Xiao, S. Cao, Z. Cao, F. Wang, F. Lin, J. Wu, and H. Bi, "Matching similar functions in different versions of a malware," in *2016 IEEE Trustcom/BigDataSE/ISPA*. IEEE, 2016, pp. 252–259.
- [140] J. Ming, D. Xu, and D. Wu, "Memoized semantics-based binary diffing with application to malware lineage inference," in *IFIP International Information Security and Privacy Conference*. Springer, 2015, pp. 416–430.
- [141] S. Alrabae, P. Shirani, L. Wang, and M. Debbabi, "Fossil: a resilient and efficient system for identifying foss functions in malware binaries," *ACM Transactions on Privacy and Security*, vol. 21, no. 2, pp. 1–34, 2018.
- [142] J. Calvet, J. M. Fernandez, and J.-Y. Marion, "Aligot: cryptographic function identification in obfuscated binary programs," in *Proceedings of the 2012 ACM conference on Computer and communications security*. ACM, 2012, pp. 169–182.
- [143] D. Xu, J. Ming, and D. Wu, "Cryptographic function detection in obfuscated binaries via bit-precise symbolic loop mapping," in *Proceedings of the IEEE Symposium on Security and Privacy*, 2017, pp. 921–937.
- [144] J. Qiu, X. Su, and P. Ma, "Library functions identification in binary code by using graph isomorphism testings," in *Proceedings of the IEEE International Conference on Software Analysis, Evolution, and Reengineering*. IEEE, 2015, pp. 261–270.
- [145] L. Jia, A. Zhou, P. Jia, L. Liu, Y. Wang, and L. Liu, "A neural network-based approach for cryptographic function detection in malware," *IEEE Access*, vol. 8, pp. 23 506–23 521, 2020.
- [146] S. Alrabae, M. Debbabi, and L. Wang, "Cpa: Accurate cross-platform binary authorship characterization using lda," *IEEE Transactions on Information Forensics and Security*, vol. 15, pp. 3051–3066, 2020.
- [147] Z. Xu, B. Chen, M. Chandramohan, Y. Liu, and F. Song, "Spain: security patch analysis for binaries towards understanding the pain and pills," in *Proceedings of the 39th International Conference on Software Engineering*. IEEE Press, 2017, pp. 462–472.
- [148] Y. Hu, Y. Zhang, and D. Gu, "Automatically patching vulnerabilities of binary programs via code transfer from correct versions," *IEEE Access*, vol. 7, pp. 28 170–28 184, 2019.
- [149] L. Zhao, Y. Zhu, J. Ming, Y. Zhang, H. Zhang, and H. Yin, "Patchscope: Memory object centric patch diffing," in *Proceedings of the ACM Conference on Computer and Communications Security*, 2020.
- [150] I. U. Haq and J. Caballero, "A survey of binary code similarity," *arXiv preprint arXiv:1909.11424*, 2019.
- [151] T. Kamiya, S. Kusumoto, and K. Inoue, "CCfinder: a multilingual token-based code clone detection system for large scale source code," *IEEE Transactions on Software Engineering*, vol. 28, no. 7, pp. 654–670, 2002.
- [152] S. Schleimer, D. S. Wilkerson, and A. Aiken, "Winnowing: Local algorithms for document fingerprinting," in *Proceedings of the ACM SIGMOD International Conference on Management of Data*, 2003, pp. 76–85.
- [153] Z. Li, S. Lu, S. Myagmar, and Y. Zhou, "CP-Miner: A tool for finding copy-paste and related bugs in operating system code," in *OSdi*, vol. 4, no. 19, 2004, pp. 289–302.
- [154] L. Jiang, G. Mishergchi, Z. Su, and S. Glondou, "Deckard: Scalable and accurate tree-based detection of code clones," in *Proceedings of the International Conference on Software Engineering*, 2007, pp. 96–105.
- [155] H. K. Dam, T. Tran, T. Pham, S. W. Ng, J. Grundy, and A. Ghose, "Automatic feature learning for vulnerability prediction," *arXiv preprint arXiv:1708.02368*, 2017.
- [156] S. K. Lahiri, C. Hawblitzel, M. Kawaguchi, and H. Rebêlo, "SymDiff: A language-agnostic semantic diff tool for imperative

- programs,” in *Proceedings of the International Conference on Computer Aided Verification*, 2012, pp. 712–717.
- [157] S. Kim, S. Woo, H. Lee, and H. Oh, “VUDDY: A scalable approach for vulnerable code clone discovery,” in *Proceedings of the IEEE Symposium on Security and Privacy*, 2017, pp. 595–614.
- [158] S. Wang, T. Liu, and L. Tan, “Automatically learning semantic features for defect prediction,” in *Proceedings of the International Conference on Software Engineering*, 2016, pp. 297–308.
- [159] Z. Li, D. Zou, S. Xu, H. Jin, H. Qi, and J. Hu, “VulPecker: an automated vulnerability detection system based on code similarity analysis,” in *Proceedings of the Annual Conference on Computer Security Applications*, 2016, pp. 201–213.
- [160] D. Miyani, Z. Huang, and D. Lie, “BinPro: A tool for binary source code provenance,” *arXiv preprint arXiv:1711.00830*, 2017.
- [161] A. Rahimian, P. Charland, S. Preda, and M. Debbabi, “RESource: A framework for online matching of assembly with open source code,” in *International Symposium on Foundations and Practice of Security*, 2012, pp. 211–226.
- [162] A. Hemel, K. T. Kalleberg, R. Vermaas, and E. Dolstra, “Finding software license violations through binary code clone detection,” in *Proceedings of the 8th Working Conference on Mining Software Repositories*, 2011, pp. 63–72.

APPENDIX A

ADDITIONAL RESULTS FOR COMPILER OPTIMIZATION

One of the popular goals in BCSA is to identify similar functions compiled from the same source but with different architectures or compile options. However, as shown in §5.1, compiler optimization is a significant factor that affects the presemantic features of the resulting binary code. Moreover, diversities in the implementation logic in each compiler also increases the implication of optimization (§7.2). In this section, we detail the number of functions and basic blocks for each compiler option and further discuss them.

Table 10 presents the number of functions and basic blocks in the NORMAL dataset. Here, we show the numbers for the latest version of GCC and Clang, which is v8.2.0 and v7.0, respectively, for comparison. For both compilers, the number of functions significantly decreases for higher optimization levels due to function inlining. Meanwhile, the number of basic blocks does not decrease, as basic blocks can survive in caller functions although function inlining is applied. The number even increases as the optimization level increases from O2 to O3 for both compilers. By analyzing the cases, we confirmed that one possible reason is loop unrolling, which unwinds the loops and generates multiple copies of basic blocks. Consequently, the number of basic blocks for O3 reaches higher than that for O2.

In this paper, we have described multiple optimization issues that significantly affect the resulting binary code and presemantic features. However, we believe that remaining issues exist for detailed optimization techniques. Therefore, we conclude by encouraging further studies to investigate the implication of detailed options in each optimization level across different compilers.

TABLE 10: The number of functions and basic blocks in the NORMAL dataset for each compiler option.

Comp. *	Arch	Bit	# of Functions				# of Basic Blocks			
			O0	O1	O2	O3	O0	O1	O2	O3
Clang	arm	32	35,610	35,638	26,325 [‡]	26,210	921,181 [†]	422,807	490,029	512,890
GCC	arm	32	35,798	28,817 [‡]	28,270	26,755	561,575	451,965	450,850	523,404
Clang	arm	64	35,612	35,637	26,106	26,005	897,892	466,108	555,294	584,098
GCC	arm	64	35,790	28,701	28,155	26,605	566,364	490,574	488,070	576,724
Clang	mips	32	35,723	35,741	26,221	26,130	933,529	470,923	547,755	583,302
GCC	mips	32	35,898	28,832	28,311	26,778	580,432	552,430	548,533	634,923
Clang	mips	64	35,679	35,701	26,222	26,095	921,484	460,491	534,209	569,074
GCC	mips	64	35,775	28,732	28,218	26,638	560,243	547,273	533,655	618,634
Clang	mipseb	32	35,721	35,741	26,217	26,136	933,654	470,795	547,752	583,189
GCC	mipseb	32	35,895	28,831	28,305	26,775	580,544	554,791	549,768	635,195
Clang	mipseb	64	35,676	35,700	26,220	26,093	922,077	460,531	534,528	569,063
GCC	mipseb	64	35,772	28,728	28,208	26,635	560,230	547,265	533,678	618,663
Clang	x86	32	35,466	35,484	25,974	25,878	692,755	479,383	575,554	609,008
GCC	x86	32	35,602	28,543	28,476	27,074	562,037	501,925	503,681	580,059
Clang	x86	64	34,127	34,202	25,593	25,482	640,058	444,199	551,809	581,622
GCC	x86	64	35,837	28,803	28,749	27,308	567,578	499,713	503,899	592,185

* We show the numbers for GCC v8.2.0 and Clang v7.0 for clear comparison.

[†] Clang inserts dummy basic blocks for the O0 option on ARM and MIPS.

[‡] GCC starts function inlining from O1, but Clang does from O2.

TABLE 11: The number of binaries and original/filtered functions in BINKIT.

Package Name	Ver.	NORMAL			SIZEOPT			PIE*			NOINLINE			LTO*			OBFUSCATION		
		# of Functions			# of Functions			# of Functions			# of Functions			# of Functions			# of Functions		
		# of Bins	Orig.	Final	# of Bins	Orig.	Final	# of Bins	Orig.	Final	# of Bins	Orig.	Final	# of Bins	Orig.	Final	# of Bins	Orig.	Final
a2ps	4.14	576	364K	251K	144	88K	60K	576	364K	251K	576	402K	287K	576	244K	141K	256	166K	116K
binutils	2.30	4K	7,752K	1,032K	1K	1,847K	240K	4K	7,748K	1,033K	4K	9,113K	1,266K	4K	5,388K	1,123K	2K	3,615K	486K
bool	0.2.2	288	39K	15K	72	10K	3K	288	40K	15K	288	42K	16K	288	35K	11K	128	18K	7K
ccd2cue	0.5	288	44K	8K	72	11K	2K	288	44K	8K	288	45K	8K	288	39K	5K	128	20K	4K
cflow	1.5	288	151K	85K	72	36K	20K	288	151K	85K	288	173K	106K	288	109K	51K	128	70K	40K
coreutils	8.29	30K	10,396K	507K	8K	2,535K	105K	-	-	-	30K	11,592K	733K	2K	381K	23K	13K	4,744K	251K
cpio	2.12	576	303K	102K	144	76K	25K	576	303K	102K	576	341K	127K	576	228K	68K	256	138K	48K
cppi	1.18	288	85K	32K	72	22K	8K	288	85K	32K	288	91K	37K	288	56K	12K	128	39K	15K
dap	3.10	1K	105K	26K	288	26K	6K	1K	108K	26K	1K	105K	26K	1K	94K	15K	512	46K	11K
datamash	1.3	288	153K	80K	72	37K	18K	288	153K	80K	288	174K	99K	-	-	-	128	71K	38K
direvent	5.1	288	222K	120K	72	54K	29K	288	222K	120K	288	239K	137K	288	156K	70K	128	101K	55K
enscript	1.6.6	864	225K	59K	216	56K	14K	864	225K	59K	864	235K	66K	864	195K	46K	384	101K	27K
findutils	4.6.0	2K	814K	210K	432	198K	48K	2K	815K	210K	2K	925K	269K	2K	603K	189K	768	373K	100K
gawk	4.2.1	288	406K	252K	72	99K	60K	288	403K	252K	288	488K	332K	288	354K	218K	128	195K	123K
gcal	4.1	1K	341K	155K	288	85K	38K	1K	343K	155K	1K	351K	160K	1K	325K	146K	512	151K	69K
gdbm	1.15	1K	317K	98K	288	78K	23K	1K	318K	98K	1K	331K	110K	-	-	-	512	144K	45K
glpk	4.65	576	596K	399K	144	145K	96K	576	596K	399K	576	643K	445K	-	-	-	256	244K	184K
gmp	6.1.2	288	273K	198K	72	67K	48K	288	273K	198K	288	291K	215K	-	-	-	128	123K	90K
gnu-pw-mgr	2.3.1	576	289K	81K	144	66K	16K	576	291K	81K	576	358K	119K	576	201K	50K	256	139K	42K
gnudos	1.11.4	576	188K	82K	144	47K	20K	576	188K	82K	576	189K	82K	-	-	-	256	83K	36K
grep	3.1	288	237K	133K	72	57K	31K	-	-	-	288	286K	180K	-	-	-	128	110K	64K
gsasl	1.8.0	288	125K	84K	72	31K	20K	288	125K	84K	288	131K	90K	-	-	-	128	56K	38K
gsl	2.5	1K	2,043K	1,694K	288	500K	412K	1K	2,044K	1,694K	1K	2,210K	1,851K	-	-	-	512	921K	770K
gss	1.0.3	576	82K	28K	144	20K	7K	576	82K	28K	576	86K	32K	-	-	-	256	36K	13K
gzip	1.9	288	112K	38K	72	28K	9K	-	-	-	288	122K	47K	-	-	-	128	50K	18K
hello	2.10	288	65K	20K	72	17K	6K	288	65K	20K	288	67K	22K	288	43K	6K	128	29K	9K
inetutils	1.9.4	5K	2,083K	267K	1K	507K	65K	5K	2,086K	267K	5K	2,271K	309K	5K	1,719K	260K	2K	946K	122K
libconv	1.15	864	164K	89K	216	40K	21K	864	164K	89K	864	175K	101K	-	-	-	384	75K	42K
libidn2	2.0.5	288	71K	23K	72	17K	5K	288	71K	23K	288	78K	31K	-	-	-	128	33K	12K
libmicrohttpd	0.9.59	288	109K	46K	72	27K	11K	288	109K	46K	288	115K	52K	-	-	-	128	50K	22K
libosip2	5.0.0	576	303K	188K	144	76K	46K	576	303K	188K	576	312K	196K	-	-	-	256	135K	85K
libtasn1	4.13	1K	158K	35K	288	39K	8K	1K	160K	35K	1K	167K	42K	-	-	-	512	69K	16K
libtool	2.4.6	288	66K	28K	72	16K	7K	288	66K	28K	288	69K	30K	-	-	-	128	30K	13K
libunistring	0.9.10	288	260K	180K	72	61K	41K	288	260K	180K	288	297K	215K	-	-	-	128	179K	86K
lightning	2.1.2	288	131K	101K	72	29K	22K	288	131K	101K	288	175K	144K	-	-	-	128	85K	48K
macchanger	1.6.0	288	37K	7K	72	9K	2K	288	37K	7K	288	38K	8K	288	32K	4K	128	16K	3K
nettle	3.4	1K	92K	11K	288	23K	2K	1K	95K	11K	1K	95K	13K	-	-	-	512	41K	5K
patch	2.7.6	288	224K	110K	72	54K	25K	288	224K	110K	288	261K	147K	288	168K	71K	128	104K	53K
plotutils	2.6	864	168K	36K	216	42K	9K	864	170K	36K	864	171K	37K	864	145K	24K	384	75K	16K
readline	7.0	576	353K	168K	144	88K	42K	-	-	-	576	375K	186K	-	-	-	256	158K	77K
recutils	1.7	3K	1,776K	241K	720	446K	58K	3K	1,777K	241K	3K	1,984K	277K	-	-	-	1K	812K	111K
sed	4.5	288	188K	96K	72	46K	22K	-	-	-	288	225K	131K	-	-	-	128	88K	46K
sharutils	4.15.2	1K	581K	98K	288	136K	21K	1K	583K	97K	1K	710K	136K	1K	404K	57K	512	278K	49K
spell	1.1	288	35K	3K	72	9K	864	288	36K	3K	288	36K	4K	288	33K	3K	128	16K	2K
tar	1.30	576	556K	300K	144	135K	70K	576	555K	300K	576	661K	388K	576	439K	235K	256	257K	142K
texinfo	6.5	288	113K	47K	72	28K	11K	288	114K	47K	288	131K	63K	288	93K	35K	128	52K	22K
time	1.9	288	37K	6K	72	9K	1K	288	38K	6K	288	39K	8K	288	32K	3K	128	17K	3K
units	2.16	288	102K	37K	72	26K	9K	288	102K	37K	288	103K	37K	288	86K	26K	128	46K	16K
wdiff	1.2.2	288	62K	12K	72	15K	3K	288	62K	12K	288	65K	15K	288	50K	8K	128	28K	6K
which	2.21	288	41K	8K	72	10K	2K	288	42K	8K	288	43K	9K	288	37K	5K	128	19K	3K
xorriso	1.4.8	288	921K	784K	72	226K	190K	288	920K	783K	288	990K	851K	288	590K	473K	128	420K	358K
Total		68K	34,356K	8,708K	17K	8,350K	2,061K	36K	23,091K	7,766K	68K	38,617K	10,291K	25K	12,280K	3,375K	30K	15,809K	4,055K

BINKIT consists of 243,128 binaries from compiling 51 GNU packages with 1,352 distinct options. After building the ground truth (§3.2), we satinated the dataset, which decreased the number of functions from 132,503,599 to 36,256,322.

* Some packages in the PIE and LTO dataset failed to be compiled since they have architecture-specific code or conflicting dependencies.