

Measurements of the growth and saturation of electron Weibel instability in optical-field ionized plasmas

Chaojie Zhang,¹ Jianfei Hua,² Yipeng Wu,¹ Yu Fang,² Yue Ma,² Tianliang Zhang,² Shuang Liu,² Bo Peng,² Yunxiao He,² Chen-Kang Huang,¹ Ken A. Marsh,¹ Warren B. Mori,^{1,3} Wei Lu,² and Chan Joshi¹

¹*Department of Electrical Engineering, University of California Los Angeles, Los Angeles, California 90095, USA*

²*Department of Engineering Physics, Tsinghua University, Beijing 100084, China*

³*Department of Physics and Astronomy, University of California Los Angeles, Los Angeles, CA 90095, USA*

(Dated: November 20, 2020)

The temporal evolution of the magnetic field associated with electron thermal Weibel instability in optical-field ionized plasmas is measured using ultrashort (1.8 ps), relativistic (45 MeV) electron bunches from a linear accelerator. The self-generated magnetic fields are found to self-organize into a quasi-static structure consistent with a helicoid topology within a few ps and such a structure lasts for tens of ps in underdense plasmas. The measured growth rate agrees well with that predicted by the kinetic theory of plasmas taking into account collisions. Magnetic trapping is identified as the dominant saturation mechanism.

Generation and amplification of magnetic fields in plasmas is a long-standing topic that is of great interest to both fundamental and applied physics. One well-known mechanism is the Weibel instability [1] that arises in plasmas with anisotropic electron velocity distribution (EVD). Magnetic fields are self-generated and rapidly amplified due to the self-organization of the microscopic plasma currents in anisotropic plasmas [2]. As the instability grows, the strength, wavevector spectrum and topology of the magnetic field evolve as a result of the continuous merging of currents [3]. The Weibel magnetic field may be responsible for seeding subsequent turbulence generation [4] and dynamo amplification in galactic plasmas [5]. Scenarios where the Weibel instability is thought to play a role include astrophysical phenomena such as gamma-ray bursts (GRBs) [6, 7], relativistic jets in active galactic nuclei (AGN) [8], neutrino winds [9] and collisionless shocks [10, 11]; laboratory plasmas involved in inertial confinement fusion [12–14], laser-driven shocks [15–19], plasma-based particle acceleration [20–22]; matters at extreme conditions such as electron-positron [23, 24] and quark-gluon plasmas [25].

A particular type of Weibel instability driven by interpenetrating streams of beams or plasmas (also referred to as current filamentation instability, CFI) has been investigated in experiments by either passing a relativistic electron beam through a plasma [26, 27], driving locally heated electrons through solid-density plasmas [4, 28–30], or by creating two counter propagating plasmas [16–19]. In these experiments, the characteristic filamentary magnetic field structures are purported to have been observed in either the electron beam itself [26], in the external probe beam of protons [16, 17], or by using optical polarimetry [4, 28, 29]. However, few experiments have been able to capture the temporal evolution of the Weibel-CFI instability including its exponential growth, saturation and damping. On the other hand, in spite of being one of the earliest kinetic plasma instabilities had been discovered, the original concept of electron Weibel

instability driven by a temperature anisotropy in a stationary, unmagnetized plasma (often referred to as thermal Weibel instability [31]) has thus far not been observed to our knowledge.

In this Letter, we use an optical-field ionized (OFI) plasma to initialize a known anisotropic EVD and then make picosecond-time-resolved measurements of the growth, saturation and damping of the electron thermal Weibel instability.

The sketch of the experimental setup is shown in Fig. 1. A circularly polarized, ultrashort ($\tau \approx 50$ fs, full width at half maximum, FWHM) Ti:Sapphire laser pulse ($\lambda_0 \approx 800$ nm) was focused to a 22 ± 1 μm diameter spot to ionize helium gas emanating from a supersonic nozzle. The laser was intense enough ($\sim 2.5 \times 10^{17}$ W/cm²) to rapidly ionize both electrons of the helium atoms during the risetime of the pulse through tunnel ionization [32] to generate a plasma with electron density in the range of $(0.3 - 1.5) \times 10^{19}$ cm⁻³ but without driving significant amplitude plasma wakes. The plasma was inferred to have a ~ 200 μm diameter and the central ~ 100 μm region was fully ionized (Supplemental Material). A relativistic, ultrashort electron bunch probe ($E \approx 45$ MeV, $\Delta E/E \sim 0.5\%$, $\epsilon_n \approx 1$ mm·mrad, $\tau_{\text{FWHM}} \approx 1.8$ ps), containing ~ 30 pC charge (too small to excite measurable wakefield) was orthogonally incident on the plasma (see Supplemental Material and [33] for the beam configuration). Deflections caused by fast-oscillating fields (e.g., wakes) were not detected since $\tau_{\text{probe}} \gg c/\omega_p$ [34, 35]. In other words, the probe electrons were deflected by the $\mathbf{v} \times \mathbf{B}$ force exerted by the quasi-static magnetic fields in the plasma. These deflections translated into a density modulation that was captured by a thin scintillator screen and the subsequent imaging system (Supplemental Material).

The OFI plasma was intrinsically highly anisotropic with $A \equiv T_{\perp}/T_{\parallel} - 1 \gg 1$ due to the fact that electrons pick up energy from the laser field predominantly along the polarization direction when the laser is gone. Here T_{\perp}

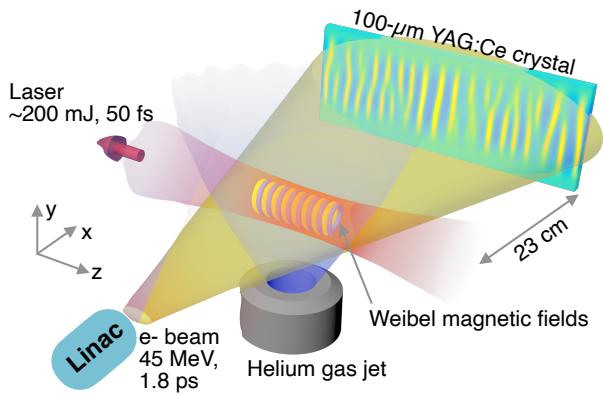


FIG. 1. The schematic drawing of the experimental setup.

and T_{\parallel} are the effective transverse and longitudinal temperature, respectively, and A is the plasma anisotropy. In addition to the large anisotropy, the initial transverse EVD of the OFI helium plasma consists of two concentric rings in the momentum space, as shown and measured in a recent experiment [36]. In such a plasma there follows a hierarchy of kinetic instabilities that begins with largely electrostatic two-stream and the oblique current filamentation instabilities which have been measured with 100 fs resolution using Thomson scattering [37]. These instabilities not only reduce the plasma anisotropy rapidly from initially > 100 to ~ 10 in just one ps but also lead to approximately bi-Maxwellian plasma electrons with $T_{\perp} \approx 500$ eV and $T_{\parallel} \approx 40$ eV as observed in previous PIC simulations [38]. Such a bi-Maxwellian EVD will be ideal for the growth of the Weibel instability which is predominantly an electromagnetic instability.

Representative snapshots of the probe electron bunch after it had traversed the plasma taken at different delays with respect to the ionization laser are shown in Fig. 2(a). See Supplemental Material for the full dataset. Here t_0 is defined as the time when the electron beam overlaps with the laser at the interaction point, which was at the center of the camera view. The uncertainty of t_0 was estimated to be within 3 ps and the temporal resolution was ~ 2 ps (Supplemental Material). The timing jitter between the ionizing laser pulse and the electron bunch was ~ 0.1 ps [39].

The raw data in Fig. 2(a) show both large-scale and small-scale structures in the electron density images. To separate them, we average each snapshot line by line to smear out the vertically aligned small-scale structures and therefore what left is the contribution from large-scale fields in the plasma, as shown in Fig. 2(b). Possible sources of the large-scale structures and their effects on data analysis are discussed in Supplemental Material. The deflection of probe electrons by the Weibel magnetic fields (B_y component, see below) sits on top of these large-scale structures. Therefore, we can treat each shot in Fig. 2(b) as the reconstructed single-shot background.

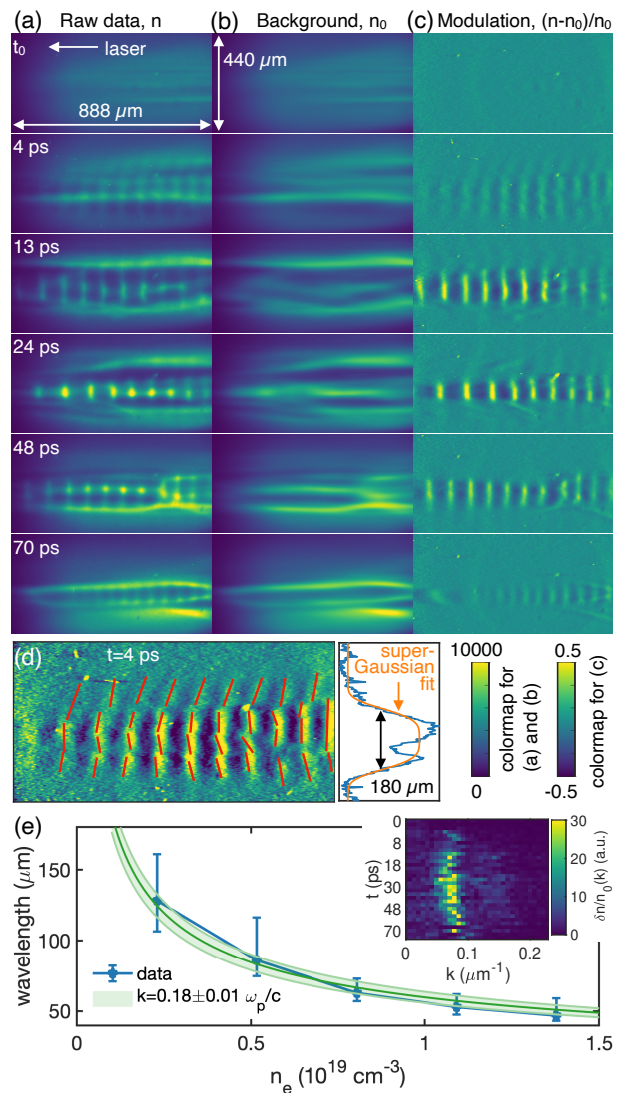


FIG. 2. (a) Time-resolved snapshots of the magnetic fields in OFI plasmas. The raw data of the beam profile recorded at increasing time delays is shown. (b) Reconstructed background (see text). (c) Relative density modulation of the electron beam. (d) The orientation of small magnetic field structures probed by the electron beam at 4 ps are marked by the red dashed lines. The magnetic field width integrated along z is shown on the right. (e) Density dependence of the measured wavelength of the magnetic field. The error bar is inferred using the FWHM width of the integrated k spectrum. The inset shows the time-resolved k spectrum of $\delta n/n_0$.

In Fig. 2(c) we show the calculated relative density modulation $\delta n/n_0 = (n - n_0)/n_0$, where n is the raw density profile in Fig. 2(a) and n_0 is the reconstructed background in Fig. 2(b).

It can be clearly seen from Fig. 2(c) that the density modulation magnitude of the probe beam grows from some detection threshold level ($\delta n/n_0 \gtrsim 0.03$ at t_0) to peak at about $t = 24$ ps and then slowly drops in tens of ps. The predominant wavelength remains almost con-

stant up to $t = 48$ ps. Kinetic theory predicts that for a given temperature anisotropy A , Weibel instability starts growing with a wide range of unstable wavenumbers, $0 < k < \sqrt{A} \omega_p/c$, with the wavevector pointing along the cold temperature direction (\hat{z}) [40]. As the instability grows, the initial broad k spectrum narrows due to the self-organization (from merging of currents) of the magnetic fields. The expected initial broad k spectrum was not captured in this experiment, nevertheless some fine modal structures are indeed visible at the early stage of the instability, as shown in Fig. 2(d). Previous work has predicted that for a plasma with similar bi-Maxwellian EVD, the magnetic fields eventually evolve into a quasi-static helicoid structure [31, 41], in the form of $\mathbf{B} \approx \hat{x}B_0 \cos kz + \hat{y}B_0 \sin kz$. Probe electrons deflected by $\mathbf{B}_y = \hat{y}B_0 \sin kz$ appear as a series of vertical strips. There is no contribution from \mathbf{B}_x since $\mathbf{v}_{\text{probe}} \times \mathbf{B}_x = 0$. Therefore the density modulation recorded on the screen should appear as a series of vertical strips as in Fig. 2(c). In other words, the magnetic field topology inferred from the probe beam deflections is consistent with a helicoid as expected from the Weibel instability [31]. We note that the data suggests that $B_{x,y}$ has radial dependence, which implies that there must exist B_z component to satisfy $\nabla \cdot \mathbf{B} = 0$. However, as shown in the Supplemental Material, B_z is small near the axis of the plasma and therefore has negligible effects on the analysis below.

In Fig. 2(e), we show the density dependence of the magnetic field wavelength. Each data point is the average wavelength calculated using the integration of the time-resolved k spectrum shown in the inset. The green curve shows the best fit to the data and gives the relation of $k = 0.18 \pm 0.01 \omega_p/c$. For a collisionless plasma, the most unstable mode is $k_m = \sqrt{A/3} \omega_p/c$ [40]. This suggests that the plasma anisotropy has dropped to a small value ($A < 1$) when the signal becomes detectable in the experiment if one assumes $k \sim k_m$. As previously mentioned, such a rapid drop is attributed to precursor instabilities such as streaming and current filamentation instabilities as well as collisions [37].

The temporal evolution of the deduced density modulation magnitude (Fig. 2(c)) is shown in Fig. 3(a). The data indicates a rapid growth, followed by peaking at around 20 ps, and then a slower decay. By fitting exponential curves to the data (the dashed lines) assuming a constant temperature anisotropy, we have extracted both the growth and damping rates, which are shown in Fig. 3(b) and (c), respectively. Without taking into account collisions, one would expect the normalized growth rate in Fig. 3(b) to be a constant since it is solely determined by A and T_{\parallel} , which are determined by the precursor instabilities. Although the growth rates of the precursor instabilities do depend on plasma density, by the time the Weibel magnetic field becomes detectable the anisotropy level is about the same as evidenced by the constant measured $k \sim \sqrt{A/3} \omega_p/c$ for different densities. It is known

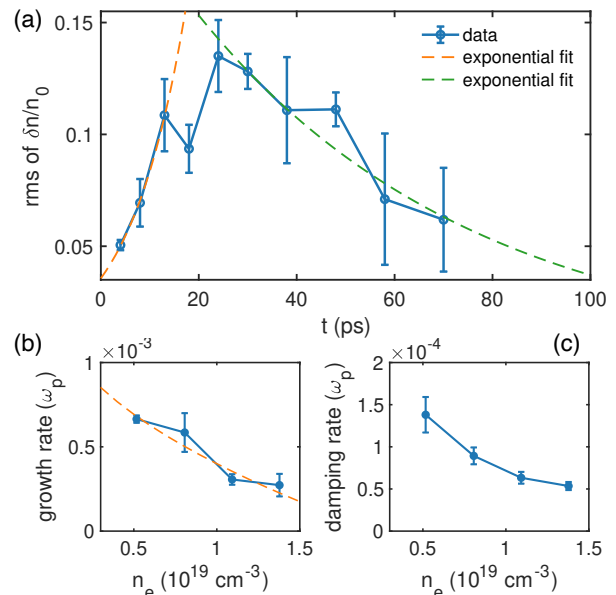


FIG. 3. (a) Temporal evolution of the measured density modulation. The error bar represents the standard deviation of multiple shots. (b) and (c), Density dependence of the deduced growth and damping rate of the signal. The error bar represents the standard deviation of the fitting coefficients in (a). The dashed line in (b) is the fit using the growth rate taking into account collisions ($\gamma_c = \gamma_0 - \nu_e$, see text).

that collisions tend to reduce the growth rate, and narrow the width of the unstable spectrum towards smaller k [42, 43]. The growth rate taking into account collisions is $\gamma_c = \gamma_0 - \nu_e$ using the Krook's collision model [43], where γ_0 is the collisionless growth rate, $\nu_e = (1 + Z)\nu_0$ is the collision rate that includes both the electron-electron collisions $\nu_{ee} = \nu_0 \approx 2.91 \times 10^{-6} n_e \ln \Lambda T_e^{-3/2}$ and the electron-ion collisions $\nu_{ei} = Z\nu_0$. Here $T_e = (2T_{\perp} + T_{\parallel})/3$ is the effective electron temperature, $\ln \Lambda$ the Coulomb logarithm and Z the charge state of the ions. Because of the dependence on plasma density of the collision rate, $\nu_e/\omega_p \propto \sqrt{n_e}$, the collisional growth rate γ_c decreases with density. The time for electrons to traverse the width of the plasma has negligible effects on the instability growth compared to collisions (Supplemental Material).

The dashed line in Fig. 3(b) shows the best fit using the expression of γ_c using the collisionless growth rate $\gamma_0 = (1.5 \pm 0.3) \times 10^{-3} \omega_p$ and the effective electron temperature $T_e = 230 \pm 50$ eV. Here the uncertainty represents the 1σ confidence level of the fitting coefficients. Since the normalized collisionless growth rate γ_0/ω_p is determined by the plasma temperatures $T_{\text{hot}} = 3(A + 1)T_e/(2A + 3)$ and $T_{\text{cold}} = 3T_e/(2A + 3)$, we can further calculate the plasma anisotropy as being $A \approx 0.48 \pm 0.08$ using γ_0 and T_e , which then implies $T_{\text{hot}} \approx 260$ eV and $T_{\text{cold}} \approx 180$ eV. This anisotropy is consistent with the previous estimation based on the measured small wavenumber. The most unstable mode

for these parameters is $k_m \approx 0.38 \pm 0.04 \omega_p/c$ for a collisionless plasma, which is within a factor of two with the measured $k = 0.18 \pm 0.01 \omega_p/c$, and the agreement is even better if one considers that collisions will reduce k_m . The measured effective temperature is lower than that obtained from 3D PIC simulations ($T_{e,\text{simu}} \approx 350$ eV, see details in [38]) using the Osiris code [47]. It can be attributed to the fact that in the experiment the low-temperature singly-ionized region of helium was larger due to the low-intensity wings of the laser spot which lowers the effective plasma temperature.

The isotropization of the plasma (aided by collisions) will terminate the growth of Weibel instability and eventually damp the magnetic fields. Figure 3(c) shows that the magnetic field damps more rapidly in the low-density plasma, indicating physical effects other than collisions play a role. The lifetime of a quasi-static but periodic magnetic field embedded in plasma (the so-called magneto-static mode [44, 45]) is of fundamental interest in plasma physics but it has not been possible to excite this mode in a plasma until now to our knowledge. Our measurements show that the saturated Weibel magnetic field is largely periodic although it can be spatially chirped (see Fig. 4(a)). This saturated state lasts for tens of ps (damping rate is $\sim 10^{-4} \omega_p$). Such a small damping rate implies that a magnetostatic mode generated by other methods [45, 46] may similarly last for a sufficiently long time, making these periodic magnetic fields useful as ultra-compact undulators.

In Fig. 4(a) we have replotted the measured $\delta n/n_0$ taken at $t = 24$ ps in Fig. 2(c) when the instability had saturated. The blue line in Fig. 4(b) is the on-axis lineout of $\delta n/n_0$ and the orange line is the calculated density modulation using the magnetic field shown in Fig. 4(c). A parallel probe beam with the experimental parameters was propagated through a static magnetic field as in Fig. 4(c) and then tracked in vacuum for 23 cm to generate the calculated density modulation in Fig. 4(b). The magnetic field in the probe direction was simplified as being uniform with an FWHM width of $\sim 70 \mu\text{m}$ estimated using the transverse size of the measured magnetic field in the orthogonal plane. Figure 4(c) shows that the amplitude of the saturated magnetic field is about 0.05 T.

A well-known saturation mechanism of Weibel instability is magnetic trapping, which assumes that the instability saturates when the electron bouncing frequency in the magnetic field is on the same order of the growth rate. Following this assumption, the saturated magnetic field is expressed as $eB_{\text{sat}}/m_e c \omega_p \sim \langle c/v_{\text{hot}} \rangle (\omega_p/kc) [\gamma(k)/\omega_p]^2$, where $\langle c/v_{\text{hot}} \rangle$ denotes the average over the particle distribution [40]. Substituting the measured $k = 0.18 \omega_p/c$ (Fig. 2(d)), growth rate (dashed line in Fig. 3(b)) and $v_{\text{hot}} \approx 0.02 c$ ($T_{\text{hot}} \approx 260$ eV), we can calculate the saturated magnetic field amplitude as a function of plasma density, which is shown by the orange curve in Fig. 4(d). We note that the calculated B_{sat} has been multiplied by

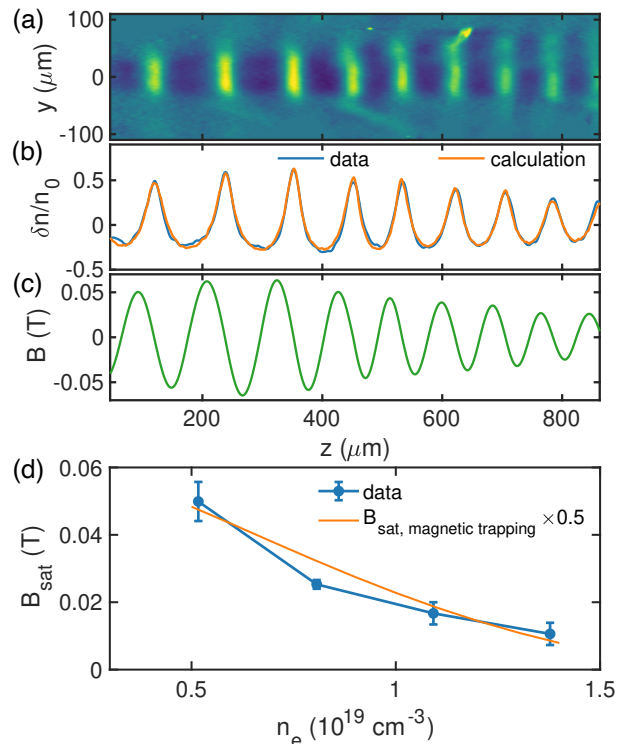


FIG. 4. (a) Measured density modulation when the instability reaches saturation (the same shot in Fig. 2(c) at $t=24$ ps). (b) The blue line shows the on-axis lineout of the density modulation whereas the orange line shows the calculated density modulation using the magnetic field shown in (c). (d) Saturated magnetic field amplitude as a function of plasma density. The orange line shows the estimated B_{sat} using the magnetic trapping mechanism (see text).

a factor of 0.5 to match the data. This factor implies that the Weibel instability saturates when the electron gyrofrequency reaches 70% of the growth rate. This excellent agreement confirms the consistency of the data, namely, the relatively small magnetic field is due to the small growth rate at the small k , and B_{sat} varies inversely with plasma density due to the density-dependent growth rate caused by collisions. We note that alternative estimates of B_{sat} are also derived in literature ([40] and references therein), but these estimates do not agree with the data (Supplemental Material).

In summary, we have made time-resolved measurement on ps time scale of the growth, saturation and damping of the electron thermal Weibel instability in underdense OFI plasmas using well-characterized relativistic electron bunches as a probe. The data is consistent with the magnetic fields self-organizing into a quasi-static helioid structure thus confirming a long-standing prediction of the kinetic theory of the Weibel instability. The measured growth rates show density dependence that agree with the kinetic theory that takes into account collisions using the Krook model. The saturation mechanism is consistent with magnetic trapping. After saturation, the

Weibel magnetic fields damp exponentially at a rate of $\sim 10^{-4} \omega_p$ and last for tens of ps with small change in its wavelength. In addition, the new probing technique we have demonstrated is suitable for exploring a broad range of plasma phenomena such as magnetic reconnection, annihilation and island formation occurring in magnetized plasmas and for studying astrophysical phenomena in the laboratory.

This work was supported by the Office of Naval Research (ONR) MURI (N00014-17-1-2075), AFOSR grant FA9550-16-1-0139, U.S. Department of Energy grant DE-SC0010064 and NSF grant 1734315. The work was also supported by the National Natural Science Foundation of China (NSFC) under Grants No. 11535006, No. 11991071 and No. 11775125. The authors thank Dr. Zheng Zhou and Hanxun Xu for helping with the experiment.

-
- [1] E. S. Weibel, Spontaneously growing transverse waves in a plasma due to an anisotropic velocity distribution, *Phys. Rev. Lett.* **2**, 83 (1959).
- [2] B. D. Fried, Mechanism for instability of transverse plasma waves, *Phys. Fluids* **2**, 337 (1959).
- [3] R. A. Fonseca, L. O. Silva, J. W. Tonge, W. B. Mori, and J. M. Dawson, Three-dimensional weibel instability in astrophysical scenarios, *Physics of Plasmas* **10**, 1979 (2003).
- [4] S. Mondal, V. Narayanan, W. J. Ding, A. D. Lad, B. Hao, S. Ahmad, W. M. Wang, Z. M. Sheng, S. Sengupta, P. Kaw, A. Das, and G. R. Kumar, Direct observation of turbulent magnetic fields in hot, dense laser produced plasmas, *Proceedings of the National Academy of Sciences* **109**, 8011 (2012).
- [5] R. M. Kulsrud and S. W. Anderson, The spectrum of random magnetic fields in the mean field dynamo theory of the galactic magnetic field, *ApJ* **396**, 606 (1992).
- [6] M. V. Medvedev and A. Loeb, Generation of magnetic fields in the relativistic shock of gamma-ray burst sources, *ApJ* **526**, 697 (1999).
- [7] Y. Lyubarsky and D. Eichler, Are gamma-ray burst shocks mediated by the weibel instability?, *ApJ* **647**, 1250 (2006).
- [8] K. Nishikawa, P. Hardee, G. Richardson, R. Preece, H. Sol, and G. J. Fishman, Particle acceleration in relativistic jets due to weibel instability, *ApJ* **595**, 555 (2003).
- [9] L. O. Silva and R. Bingham, Exact analytical models of the streaming instability driven by intense neutrino beams, *J. Cosmol. Astropart. Phys.* **2006** (5), 011.
- [10] D. Caprioli and A. Spitkovsky, COSMIC-RAY-INDUCED FILAMENTATION INSTABILITY IN COLLISIONLESS SHOCKS, *ApJ* **765**, L20 (2013).
- [11] R. Blandford and D. Eichler, Particle acceleration at astrophysical shocks: A theory of cosmic ray origin, *Physics Reports* **154**, 1 (1987).
- [12] A. Macchi, A. Antonucci, S. Atzeni, D. Batani, F. Califano, F. Cornolti, J. Honrubia, T. Lisseikina, F. Pegoraro, and M. Temporal, Fundamental issues in fast ignition physics: from relativistic electron generation to proton driven ignition, *Nucl. Fusion* **43**, 362 (2003).
- [13] L. O. Silva, R. A. Fonseca, J. W. Tonge, W. B. Mori, and J. M. Dawson, On the role of the purely transverse weibel instability in fast ignitor scenarios, *Physics of Plasmas* **9**, 2458 (2002).
- [14] C. Ren, M. Tzoufras, F. S. Tsung, W. B. Mori, S. Amorini, R. A. Fonseca, L. O. Silva, J. C. Adam, and A. Heron, Global simulation for laser-driven MeV electrons in fast ignition, *Phys. Rev. Lett.* **93**, 185004 (2004).
- [15] F. Fiuza, R. A. Fonseca, J. Tonge, W. B. Mori, and L. O. Silva, Weibel-instability-mediated collisionless shocks in the laboratory with ultraintense lasers, *Phys. Rev. Lett.* **108**, 235004 (2012).
- [16] W. Fox, G. Fiksel, A. Bhattacharjee, P.-Y. Chang, K. Germaschewski, S. X. Hu, and P. M. Nilson, Filamentation instability of counterstreaming laser-driven plasmas, *Phys. Rev. Lett.* **111**, 225002 (2013).
- [17] C. M. Huntington, F. Fiuza, J. S. Ross, A. B. Zylstra, R. P. Drake, D. H. Froula, G. Gregori, N. L. Kugland, C. C. Kuranz, M. C. Levy, C. K. Li, J. Meinecke, T. Morita, R. Petrasso, C. Plechaty, B. A. Remington, D. D. Ryutov, Y. Sakawa, A. Spitkovsky, H. Takabe, and H.-S. Park, Observation of magnetic field generation via the weibel instability in interpenetrating plasma flows, *Nature Phys* **11**, 173 (2015).
- [18] G. F. Swadling, C. Bruulsema, F. Fiuza, D. P. Higginson, C. M. Huntington, H.-S. Park, B. B. Pollock, W. Rozmus, H. G. Rinderknecht, J. Katz, A. Birkel, and J. S. Ross, Measurement of kinetic-scale current filamentation dynamics and associated magnetic fields in interpenetrating plasmas, *Phys. Rev. Lett.* **124**, 215001 (2020).
- [19] F. Fiuza, G. F. Swadling, A. Grassi, H. G. Rinderknecht, D. P. Higginson, D. D. Ryutov, C. Bruulsema, R. P. Drake, S. Funk, S. Glenzer, G. Gregori, C. K. Li, B. B. Pollock, B. A. Remington, J. S. Ross, W. Rozmus, Y. Sakawa, A. Spitkovsky, S. Wilks, and H.-S. Park, Electron acceleration in laboratory-produced turbulent collisionless shocks, *Nat. Phys.* **10**, 1038/s41567-020-0919-4 (2020).
- [20] J. J. Su, T. Katsouleas, J. M. Dawson, P. Chen, M. Jones, and R. Keinigs, Stability of the driving bunch in the plasma wakefield accelerator, **15**, 192 (1987), conference Name: IEEE Transactions on Plasma Science.
- [21] X. Q. Yan, M. Chen, Z. M. Sheng, and J. E. Chen, Self-induced magnetic focusing of proton beams by weibel-like instability in the laser foil-plasma interactions, *Physics of Plasmas* **16**, 044501 (2009).
- [22] B. Qiao, M. Zepf, M. Borghesi, and M. Geissler, Stable GeV ion-beam acceleration from thin foils by circularly polarized laser pulses, *Phys. Rev. Lett.* **102**, 145002 (2009).
- [23] T. B. Yang, J. Arons, and A. B. Langdon, Evolution of the weibel instability in relativistically hot electron-positron plasmas, *Physics of Plasmas* **1**, 3059 (1994).
- [24] R. Fonseca, L. Silva, J. Tonge, R. Hemker, J. Dawson, and W. Mori, Three-dimensional particle-in-cell simulations of the weibel instability in electron-positron plasmas, **30**, 28 (2002), conference Name: IEEE Transactions on Plasma Science.
- [25] P. Arnold, J. Lenaghan, G. D. Moore, and L. G. Yaffe, Apparent thermalization due to plasma instabilities in the quark-gluon plasma, *Phys. Rev. Lett.* **94**, 072302

- (2005).
- [26] B. Allen, V. Yakimenko, M. Babzien, M. Fedurin, K. Kusche, and P. Muggli, Experimental study of current filamentation instability, *Phys. Rev. Lett.* **109**, 185007 (2012).
- [27] G. Raj, O. Kononenko, M. F. Gilljohann, A. Doche, X. Davoine, C. Caizergues, Y.-Y. Chang, J. P. Couperus Cabadag, A. Debus, H. Ding, M. Forster, J.-P. Goddet, T. Heinemann, T. Kluge, T. Kurz, R. Pausch, P. Rousseau, P. San Miguel Claveria, S. Schobel, A. Siciak, K. Steiniger, A. Tafzi, S. Yu, B. Hidding, A. Martinez de la Ossa, A. Irman, S. Karsch, A. Döpp, U. Schramm, L. Gremillet, and S. Corde, Probing ultrafast magnetic-field generation by current filamentation instability in femtosecond relativistic laser-matter interactions, *Phys. Rev. Research* **2**, 023123 (2020).
- [28] G. Chatterjee, K. M. Schoeffler, P. Kumar Singh, A. Adak, A. D. Lad, S. Sengupta, P. Kaw, L. O. Silva, A. Das, and G. R. Kumar, Magnetic turbulence in a table-top laser-plasma relevant to astrophysical scenarios, *Nat Commun* **8**, 15970.
- [29] S. Zhou, Y. Bai, Y. Tian, H. Sun, L. Cao, and J. Liu, Self-organized kilotesla magnetic-tube array in an expanding spherical plasma irradiated by kHz femtosecond laser pulses, *Phys. Rev. Lett.* **121**, 255002 (2018).
- [30] C. Ruyer, S. Bolaños, B. Albertazzi, S. N. Chen, P. Antici, J. Böker, V. Dervieux, L. Lancia, M. Nakatsutsumi, L. Romagnani, R. Shepherd, M. Swantusch, M. Borghesi, O. Willi, H. Pépin, M. Starodubtsev, M. Grech, C. Riconda, L. Gremillet, and J. Fuchs, Growth of concomitant laser-driven collisionless and resistive electron filamentation instabilities over large spatiotemporal scales, *Nat. Phys.* [10.1038/s41567-020-0913-x](https://doi.org/10.1038/s41567-020-0913-x) (2020).
- [31] D. V. Romanov, V. Y. Bychenkov, W. Rozmus, C. E. Capjack, and R. Fedosejevs, Self-organization of a plasma due to 3d evolution of the weibel instability, *Phys. Rev. Lett.* **93**, 215004 (2004).
- [32] M. V. Ammosov, N. P. Delone, and V. P. Krainov, Tunnel ionization of complex atoms and of atomic ions in an alternating electromagnetic field, **64**, 1191 (1987).
- [33] Y. Du, L. Yan, J. Hua, Q. Du, Z. Zhang, R. Li, H. Qian, W. Huang, H. Chen, and C. Tang, Generation of first hard x-ray pulse at tsinghua thomson scattering x-ray source, *Review of Scientific Instruments* **84**, 053301 (2013).
- [34] C. J. Zhang, J. F. Hua, X. L. Xu, F. Li, C.-H. Pai, Y. Wan, Y. P. Wu, Y. Q. Gu, W. B. Mori, C. Joshi, and W. Lu, Capturing relativistic wakefield structures in plasmas using ultrashort high-energy electrons as a probe, *Sci Rep* **6**, 29485 (2016).
- [35] C. J. Zhang, J. F. Hua, Y. Wan, C.-H. Pai, B. Guo, J. Zhang, Y. Ma, F. Li, Y. P. Wu, H.-H. Chu, Y. Q. Gu, X. L. Xu, W. B. Mori, C. Joshi, J. Wang, and W. Lu, Femtosecond probing of plasma wakefields and observation of the plasma wake reversal using a relativistic electron bunch, *Phys. Rev. Lett.* **119**, 064801 (2017).
- [36] C.-K. Huang, C.-J. Zhang, K. A. Marsh, C. E. Clayton, and C. Joshi, Initializing anisotropic electron velocity distribution functions in optical-field ionized plasmas, *Plasma Phys. Control. Fusion* **62**, 024011 (2020).
- [37] C. Zhang, C.-K. Huang, K. A. Marsh, C. E. Clayton, W. B. Mori, and C. Joshi, Ultrafast optical field-ionized gases—a laboratory platform for studying kinetic plasma instabilities, *Sci. Adv.* **5**, eaax4545 (2019).
- [38] C. Zhang, C.-K. Huang, K. A. Marsh, and C. Joshi, Probing thermal weibel instability in optical-field-ionized plasmas using relativistic electron bunches, *Plasma Phys. Control. Fusion* **62**, 024010 (2020).
- [39] Z. Lin, Y. Du, J. Yang, Y. Xu, L. Yan, W. Huang, C. Tang, G. Huang, Q. Du, L. Doolittle, R. Wilcox, and J. Byrd, Development of sub-100 femtosecond timing and synchronization system, *Review of Scientific Instruments* **89**, 014701 (2018).
- [40] A. Bret, L. Gremillet, and M. E. Dieckmann, Multidimensional electron beam-plasma instabilities in the relativistic regime, *Physics of Plasmas* **17**, 120501 (2010).
- [41] V. A. Terekhin, E. V. Uvarov, and V. T. Tikhonchuk, Helical structures in an anisotropic electron plasma, *Physics Letters A* **254**, 210 (1999).
- [42] J. M. Wallace, J. U. Brackbill, C. W. Cranfill, D. W. Forslund, and R. J. Mason, Collisional effects on the weibel instability, *Phys. Fluids* **30**, 1085 (1987).
- [43] M. Mahdavi and F. Khodadadi Azadboni, The role of the collisions on the weibel instability growth rate in the fast ignition scenario, *J Fusion Energy* **35**, 154 (2016).
- [44] M. Lampe, E. Ott, and J. H. Walker, Interaction of electromagnetic waves with a moving ionization front, *Phys. Fluids* **21**, 42 (1978).
- [45] W. B. Mori, Generation of tunable radiation using an underdense ionization front, *Phys. Rev. A* **44**, 5118 (1991).
- [46] F. Fiuza, L. O. Silva, and C. Joshi, High-brilliance synchrotron radiation induced by the plasma magnetostatic mode, *Phys. Rev. ST Accel. Beams* **13**, 080701 (2010).
- [47] R. Fonseca, L. Silva, F. Tsung, V. Decyk, W. Lu, C. Ren, W. Mori, S. Deng, S. Lee, T. Katsouleas, *et al.*, “Osiris: a three-dimensional, fully relativistic particle in cell code for modeling plasma based accelerators,” (Springer, 2002) pp. 342–351