

Plug-And-Play Learned Gaussian-mixture Approximate Message Passing

Osman Musa, Peter Jung and Giuseppe Caire

Communications and Information Theory Group, Technische Universität Berlin

Email: {osman.musa,peter.jung,caire}@tu-berlin.de.

Abstract—Deep unfolding showed to be a very successful approach for accelerating and tuning classical signal processing algorithms. In this paper, we propose learned Gaussian-mixture AMP (L-GM-AMP) - a plug-and-play compressed sensing (CS) recovery algorithm suitable for any i.i.d. source prior. Our algorithm builds upon Borgerding’s learned AMP (LAMP), yet significantly improves it by adopting a universal denoising function within the algorithm. The robust and flexible denoiser is a byproduct of modelling source prior with a Gaussian-mixture (GM), which can well approximate continuous, discrete, as well as mixture distributions. Its parameters are learned using standard backpropagation algorithm. To demonstrate robustness of the proposed algorithm, we conduct Monte-Carlo (MC) simulations for both mixture and discrete distributions. Numerical evaluation shows that the L-GM-AMP algorithm achieves state-of-the-art performance without any knowledge of the source prior.

Index Terms—approximate message passing, compressed sensing, Gaussian-mixture, deep learning, unfolding

I. INTRODUCTION

We consider the problem of recovering compressible signals embedded in a high-dimensional data space from low-dimensional representations. More specifically, we consider recovering compressible N -dimensional vector \mathbf{x} from $m < N$ linear and noisy measurements arranged in a vector \mathbf{y} , observed using a measurement matrix \mathbf{A} , i.e., find \mathbf{x} from

$$\mathbf{y} = \mathbf{A}\mathbf{x} + \mathbf{w}, \quad (1)$$

where \mathbf{w} is independent and identically distributed (i.i.d.) additive noise. This problem, known as noisy compressed sensing (CS) recovery problem [1], [2], received a lot of attention in the last two decades. As a result, many algorithms were proposed to solve (1), and an overview of those can be found in [3], [4]. Even though, many of these algorithms offer provable recovery guarantees in the presence of noise, their parameters need to be tuned in often not a straightforward way [5].

As an alternative to the classical signal processing approach, recent trend was to combine iterative recovery algorithms with tools from Machine Learning (ML). Here, a prominent idea is to unfold an iterative algorithm into a deep neural network and, using training data, learn (i.e., optimize) network parameters in a procedure that has objective to minimize a loss function (e.g., normalized mean squared error (NMSE)) [6], [7]. For example, the authors in [8] unfold iterative soft thresholding algorithm (ISTA) and learn its parameters from training data by minimizing reconstruction mean squared error

(MSE). The resulting algorithm, called learned ISTA (LISTA), requires significantly less iterations to achieve the same prediction error as ISTA. Next good candidate for unfolding is the approximate message passing (AMP) algorithm [9], [10], whose behaviour, for sub-Gaussian i.i.d. matrices, and in the large system limit, is predicted by the state evolution (SE) [11]. In [12], Borgerding et al. propose learned AMP (LAMP) algorithm, which builds upon AMP and uses one of several parametric family of component-wise denoisers. The empirical results [12] show that, by learning per layer filter weights, as well as the parameters of the denoiser function, the LAMP network significantly improves upon both LISTA from [8] and AMP algorithm from [9], [10]. Even though the LAMP network shows excellent empirical performances, it is not clear, however, apart from empirically investigating the NMSE, whether the chosen parametric family of denoisers is good for a given source prior.

In this work, inspired by [12], we, therefore, examine a general-purpose denoiser within the LAMP algorithm. Instead of defining a parametric family of denoisers, we consider modelling the source signal prior as an i.i.d. Gaussian-mixture (GM) distribution, which is a byproduct of modelling the source signal prior as an i.i.d. GM distribution. Later, just as in Bayesian approximate message passing (BAMP), we adopt the "optimal" denoiser function that would minimize NMSE had the assumed GM prior match the true unknown prior. The parameters of the GM, which are at the same time parameters of the denoiser function, as well as the filter weights, are learned in the same way as in [12], i.e., by unfolding the AMP algorithm and training the network on training data samples. The LAMP algorithm with assumed GM prior-based denoising function will be called learned Gaussian-mixture AMP (L-GM-AMP).

Using Gaussian distribution as the prior’s building blocks has several advantages, namely:

- the resulting denoiser function $\eta(\cdot)$, and its derivative $\frac{d}{dr}\eta(\cdot)$ can be calculated analytically,
- if the overall objective is to minimize reconstruction NMSE, a good approximation of a discrete component in the source prior is a Gaussian distribution with matching mean and very small variance, and
- a Gaussian mixture can model a variety of continuous distribution.

The idea of modelling the non-zero part of a signal prior

with a GM within the AMP framework has been investigated in CS in [12]. There, the authors optimize the parameters of the mixture using expectation maximization step. A similar approach of tuning parameters of an assumed model distribution using the Method-of-Moments was proposed in [13]. Both approaches learn the parameters of the prior within the iterations of the algorithms, and show solid empirical performances. Both tuning procedures are built within the classical AMP algorithm, and, therefore, do not benefit in terms of accuracy and speed of convergence from learning the weight matrix. On the other hand, in L-GM-AMP, by learning the filter weights, we potentially increase the convergence speed of the AMP algorithm, while keeping the flexibility and robustness offered by the GM-based denoiser. However, with our approach we loose the connection to the SE, and theoretical guarantees for the recovery are still open.

Notation

Vectors and matrices are represented by boldface characters. A Gaussian probability density function (pdf) with mean μ and variance σ^2 is denoted by $\mathcal{N}(\cdot; \mu, \sigma^2)$. Unless otherwise specified $\|\cdot\|$ corresponds to the Euclidian (or ℓ_2) norm. Random variables, random vectors, and random matrices are denoted by sans-serif font, e.g. a , \mathbf{a} , and \mathbf{A} , respectively. $[N]$ denotes the set of positive integers up to N , i.e., $[N] = \{1, \dots, N\}$. All zeros vector of size N is denoted with $\mathbf{0}_N$. The $N \times N$ identity matrix is denoted with \mathbf{I}_N .

II. LEARNED GAUSSIAN-MIXTURE AMP

It was shown in [12] that the t -th layer of the tied LAMP network can be written as

$$\mathbf{r}^{(t)} = \mathbf{x}^{(t-1)} + \mathbf{B}\mathbf{z}^{(t)}, \quad (2)$$

$$\mathbf{x}^{(t+1)} = \eta(\mathbf{r}^{(t)}; \sigma^{2(t)}, \Theta^{(t)}), \quad (3)$$

$$b^{(t)} = \frac{1}{m} \sum_{i=1}^N \frac{\partial[\eta(\mathbf{r}^{(t)}, \sigma^{2(t)}, \Theta^{(t)})]_i}{\partial r_i} \quad (4)$$

$$\mathbf{z}^{(t)} = \mathbf{y} - \mathbf{A}\mathbf{x}^{(t-1)} + b^{(t-1)}\mathbf{z}^{(t-1)}, \quad (5)$$

where $\sigma^{2(t)}$ is the effective noise variance at the t -th layer, which can be estimated as $\sigma^{(t)} = \|\mathbf{z}^{(t)}\|_2 / \sqrt{m}$, $\Theta^{(t)}$ is the vector of denoiser parameters at that layer, and \mathbf{B} is the learned weight (filter) matrix. Since the presence of the Onsager term in (5) allows for the decoupled measurement model [14], i.e., makes $\mathbf{r}^{(t)}$ to be distributed as $\mathbf{x} + \mathbf{v}^{(t)}$, where $\mathbf{v}^{(t)} \sim \mathcal{N}(\mathbf{0}_N, \sigma^{2(t)}\mathbf{I}_N)$, the minimum mean squared error (MMSE) estimator is given by

$$\eta(r_n^{(t)}; \sigma^{(t)}, \Theta^{(t)}) = \mathbb{E}[x_n | r_n^{(t)} = r_n^{(t)}; \sigma^{(t)}, \Theta^{(t)}]. \quad (6)$$

For a prior given with GM distribution:

$$p(x_n; \Theta_{\text{GM}}) = \sum_{l=1}^L \omega_l \mathcal{N}(x_n; \mu_l, \sigma_l^2), \quad (7)$$

where $\sum_{l=1}^L \omega_l = 1$, $0 \leq \omega_l \leq 1$ for all $l \in [L]$, and $\Theta_{\text{GM}} = \cup_{l=1}^L \{\omega_l, \mu_l, \sigma_l^2\}$, the conditional pdf of x_n given $r_n^{(t)}$ can be written as

$$p(x_n | r_n; \sigma^2, \Theta_{\text{GM}}) = \sum_{l=1}^L \bar{\beta}_{n,l} \mathcal{N}(x_n; \gamma_{n,l}, \nu_{n,l}), \quad (8)$$

where

$$\begin{aligned} \bar{\beta}_{n,l} &= \frac{\beta_{n,l}}{\sum_{l'=1}^L \beta_{n,l'}}, \\ \beta_{n,l} &= \omega_l \mathcal{N}(r_n; \mu_l, \sigma_l^2 + \sigma^2), \\ \gamma_{n,l} &= \frac{r_n \sigma_l^2 + \mu_l \sigma^2}{\sigma_l^2 + \sigma^2}, \\ \nu_{n,l} &= \frac{\sigma_l^2 \sigma^2}{\sigma_l^2 + \sigma^2}. \end{aligned} \quad (9)$$

It should be noted that, in order to simplify notation, in (8) and (9) we leave out the iteration number (t) in both $r_n^{(t)}$, and $\sigma^{(t)}$. Using (8), the MMSE estimator $\eta(r_n^{(t)}; \sigma^{(t)}, \Theta_{\text{GM}}^{(t)})$ from (6), and it's derivative with respect to r_n are given with

$$\begin{aligned} \eta(r_n; \sigma^2, \Theta_{\text{GM}}) &= \sum_{l=1}^L \bar{\beta}_{n,l} \gamma_{n,l}, \\ \frac{d}{dr_n} \eta(r_n; \sigma^2, \Theta_{\text{GM}}) &= \sum_{l=1}^L \frac{\sigma_l^2}{\sigma_l^2 + \sigma^2} \bar{\beta}_{n,l} + \gamma_{n,l} \frac{d\bar{\beta}_{n,l}}{dr_n}, \end{aligned} \quad (10)$$

where

$$\frac{d\bar{\beta}_{n,l}}{dr_n} = \sum_{l'=1}^L \bar{\beta}_{n,l} \bar{\beta}_{n,l'} \left(\frac{r_n - \mu_{l'}}{\sigma_{l'}^2 + \sigma^2} - \frac{r_n - \mu_l}{\sigma_l^2 + \sigma^2} \right). \quad (11)$$

A. Learning the L-GM-AMP Parameters

Training of the L-GM-AMP network with T_{max} layers, which has $Nm + 3LT_{\text{max}}$ tunable parameters ($\{\mathbf{B}, \cup_{t=1}^{T_{\text{max}}} \Theta_{\text{GM}}^{(t)}\}$), is described in Algorithm 1. There, we start by initializing parameters of a GM $\Theta_{\text{GM}}^{(0)}$, followed by learning the weight matrix \mathbf{B} . Later, in contrast to [12, Algorithm 2], to reduce the training resources, in each iteration t we initialize new layer's parameters $\Theta_{\text{GM}}^{(t)}$ with last learned layer's GM parameters and learn only the new layer's parameters. Finally, we refine parameters of all layers up to and including the new layer using smaller learning rates.

It should be noted that it is also possible to tie parameters Θ_t across layers t , but this showed not to bring a significant reduction in training resources and to deteriorate the gain in NMSE. Similarly, it is possible to untie the filter matrix \mathbf{B} , and, therefore, for each layer have a layer specific $\mathbf{B}^{(t)}$. However, this approached showed not to bring a significant benefit in NMSE.

III. NUMERICAL RESULTS

In the numerical evaluation of the proposed algorithm, the entries of the sensing matrix \mathbf{A} are drawn once independently from a zero-mean Gaussian distribution with variance $1/m$, and kept fixed. To compare performances of the L-GM-AMP

Algorithm 1 Tied LAMP-GMP parameter learning

Initialization: $\mathbf{B} = \mathbf{A}^T$, $\Theta_{\text{GM}}^{(0)} = \cup_{l=1}^L \{\omega_{l,0}, \mu_{l,0}, \sigma_{l,0}^2\}$

- 1: Learn \mathbf{B}
 - 2: **for** $t \in [1, T]$ **do**
 - 3: Initialize $\Theta_{\text{GM}}^{(t)} = \Theta_{\text{GM}}^{(t-1)}$
 - 4: Learn $\Theta_{\text{GM}}^{(t)}$ with fixed $\Theta_{\text{tied}}^{(t-1)}$
 - 5: Refine $\Theta_{\text{tied}}^{(t)} = \{\mathbf{B}, \cup_{t'=1}^t \Theta_{\text{GM}}^{(t')}\}$
 - 6: **end for**
-

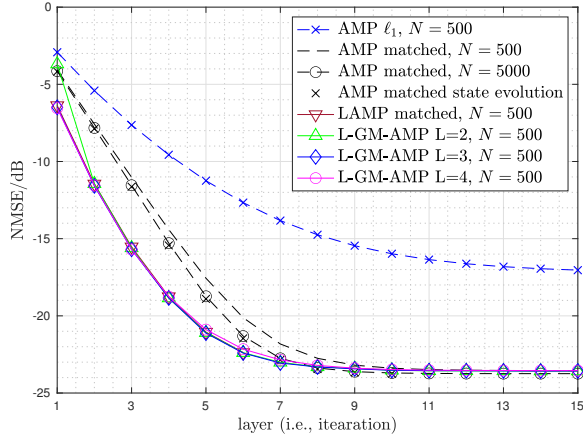


Fig. 1: NMSE of AMP, matched LAMP and L-GM-AMP against layer number for a Bernoulli-Gauss (BG) mixture prior. Parameters: $\delta = 0.5$, $\epsilon = 0.1$, SNR = 20dB.

algorithm to the AMP and LAMP algorithms with matched prior, the per-iteration NMSE, given with

$$\text{NMSE}^{(t)} = \mathbb{E}[\|\hat{\mathbf{x}}^{(t)} - \mathbf{x}\|_2^2 | \mathbf{A}] / \mathbb{E}[\|\mathbf{x}\|_2^2], \quad (12)$$

is used as the performance metric. As the expectation over the source and noise vectors \mathbf{x} and \mathbf{w} in (12) is difficult to evaluate, we run a Monte-Carlo (MC) simulation, and compute average of 10000 realizations of the empirical per-iteration $\text{NMSE}^{(t)} \triangleq \|\hat{\mathbf{x}}^{(t)} - \mathbf{x}\|_2^2 / \|\mathbf{x}\|_2^2$, averaged over \mathbf{x} and \mathbf{w} .

Given the measurement ratio δ and sparsity ϵ , in each instance of the MC simulation, we take $m = \delta N$ measurements of a 500-long ϵN -sparse source vector (i.e., $N = 500$). Given an SNR, defined as

$$\text{SNR} = \mathbb{E}[\|\mathbf{y}\|^2] / \mathbb{E}[\|\mathbf{w}\|^2] = \frac{\epsilon \sigma_x^2}{\delta \sigma_w^2}, \quad (13)$$

where σ_x^2 is the variance of the nonzero entries of \mathbf{x} , the entries of the noise vectors are drawn independently from a zero-mean Gaussian distribution with variance $\sigma_w^2 = \text{SNR} \frac{\epsilon}{\delta} \sigma_x^2$.

Training procedure, given in Algorithm 1, that was kindly made available online¹ by authors of [12], was implemented in Python using open-source library TensorFlow 1.14. The network is trained using Adam optimizer [15], with the training rate of 10^{-3} (step 4, Alg. 1), and with training rates of 10^{-4} ,

¹http://github.com/mborgerding/onsager_deep_learning

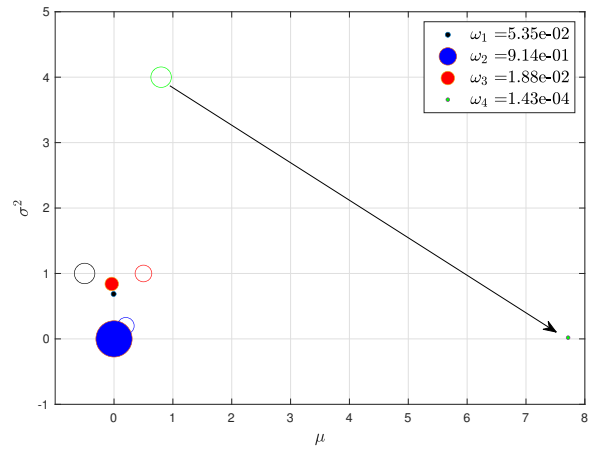


Fig. 2: Learned prior parameters (full circles) of the GM with 4 components at the 9th layer, and their initial values (empty circles). The true prior is a BG mixture with $\epsilon = 0.1$.

and 10^{-5} for fine tuning in step 5. For training, we use mini-batch size of 10^3 , while for validation and testing the batch size is 10^4 . It should be noted that we used 64-bit double-precision floating-point data type to solve possible numerical issues.

To show generality of the proposed approach we compare its empirical reconstruction NMSE for different i.i.d. prior distributions p_x . Specifically, we consider:

- a Bernoulli-Gauss mixture distribution, i.e.,

$$p_x(x) = (1 - \epsilon) \delta(x) + \epsilon \mathcal{N}(x; 0, \sigma_w^2), \quad (14)$$

where ϵ is probability of a nonzero entry, and σ_w^2 is power of the Gaussian component.

- a discrete distribution over alphabet $\mathcal{A} = \{\epsilon_1, \dots, \epsilon_L\}$ of size L , i.e., $p_x(x) = \sum_{l=1}^L w_l \delta(x - \epsilon_l)$, where w_l is probability of x being equal to ϵ_l .

A. Results

1) *BG mixture prior:* For a BG mixture prior with $\epsilon = 0.1$ and $\sigma_x^2 = 1$, Figure 1 shows the NMSE against iterations of the classical (i.e., untrained) AMP and the LAMP algorithms that use different priors (i.e., denoisers). Namely, we consider the so-called ℓ_1 prior, named after the $\lambda \|\mathbf{x}\|_1$ term appearing in the objective function of least absolute shrinkage and selection operator (LASSO), and the matched prior, which assumes perfect knowledge of the source distribution. Furthermore, we show results for L-GM-AMP with $L = 2$, $L = 3$, and $L = 4$. First, we can see that the AMP ℓ_1 algorithm is inferior to the matched AMP, which is a consequence of ℓ_1 prior not approximating well enough the true source prior. Second, we observe a certain discrepancy, especially at the first few iterations, between matched AMP for a problem with $N = 500$, and the same algorithm for a 10 times larger problem (i.e., $N = 5000$), for which the NMSE is well predicted by the SE. We conclude that the concentration of measure phenomenon, on which AMP was built, takes full effect for larger N . Finally, we can see that L-GM-AMP

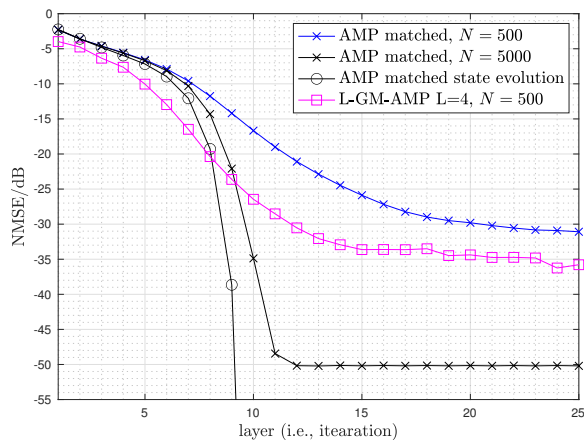


Fig. 3: NMSE of AMP and L-GM-AMP against layer number for a binary prior. Parameters: $\delta = 0.65$, $\text{SNR} = 15\text{dB}$, $p_x(-1) = p_x(+1) = 0.5$.

matches the performance of LAMP with matched denoiser, and does not suffer from over-parametrization, even when $L = 4$.

Figure 2 shows the initial parameters as well as learned parameters of a GM with 4 components at the 9th layer. Initial parameters are indicated by empty circles while the learned prior parameters are indicated by full circles. The size (surface) of a circle is proportional to the weight (i.e., probability) ω_l of the respective component in the mixture. Observing the blue circle, we see that, since $\omega_2 = 9.14e-01$ and the variance close to zero, the network has learned that the source distribution has a significant density centred around zero. Furthermore, our network has detected two Gaussian components (red and black circles) with zero mean and variance close to true variance of the Gaussian component of the BG mixture, with different weights. This indicate that one way the network handles possible over-paramtrization is to split one Gaussian into two with Gaussian the same mean and variance, whose combined weight makes the weight of the initial Gaussian component. Another way the network handles possible over-paramtrization is shown with the fourth component (green circle). This "unnecessary" component, whose learning trajectory was indicated by the arrow, was given a vary large mean, a small variance, and insignificantly small weight $\omega_4 = 1.43e-04$, diminishing its contribution in for the denoiser.

2) *Discrete distribution prior*: Next we consider a symmetric Bernoulli distribution with alphabet $\{-1, +1\}$, which is used to model an anti-sparse source that maps input binary symbols to BPSK (binary antipodal) transmit symbols. Since matched LAMP network showed to be unstable for training, in Figure 3 we show results only for the matched AMP and the L-GM-AMP algorithm. For the considered prior, by comparing the NMSE of matched AMP algorithms evaluated on different problem sizes ($N = 500$ and $N = 5000$) with its SE prediction, we observe that the algorithm is heavily influenced by finite dimensions of the problem, even more

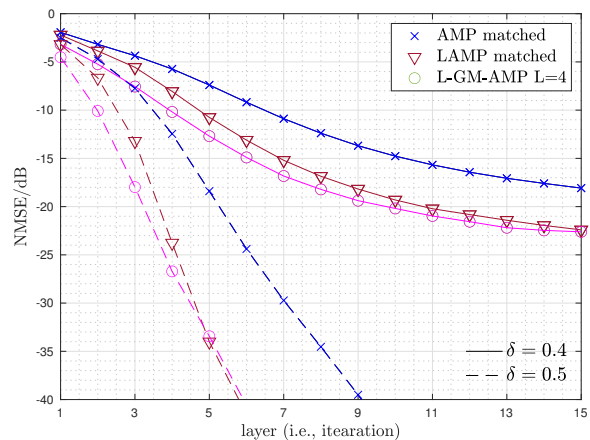


Fig. 4: NMSE of AMP, matched LAMP and L-GM-AMP against layer number for a discrete prior. Parameters: $\text{SNR} = 20\text{dB}$, $N = 500$, $p_x(-1) = p_x(+1) = 0.05$, $p_x(0) = 0.9$.

than in the BG prior case. We, therefore, conclude that the concentration of measure phenomenon is influenced not only by the problem size, but also by the source distribution. Some of the loss caused by finite dimensions of the problem, is, however, reduced by the L-GM-AMP network. We conjecture that this is a result of learned weight matrix decoupling the measurements, which AMP algorithm fails to do for moderate-size problems (e.g., $N = 500$).

Figure 4 shows the NMSE against iterations of the matched AMP, the matched LAMP and the L-GM-AMP algorithm for a sparse discrete distribution over alphabet $\{-1, 0, +1\}$, with respective probabilities 0.05, 0.9, and 0.05. Two measurement rates are considered, namely $\delta = 0.4$ for which the NMSE values are shown with solid lines, and $\delta = 0.5$ for which the NMSE values are shown with dashed lines. In both cases, at first few iterations, the L-GM-AMP algorithm outperforms the matched AMP algorithm, and even slightly the matched LAMP algorithm. The gain is, however, expected to vanish with the increasing iteration number.

IV. CONCLUSIONS

In this paper we presented L-GM-AMP for recovering unknown sparse as well as anti-sparse vectors from noisy CS measurements. Although reminiscent of Borgerding's LAMP [12], it differs in the adoption of a universal plug and play denoising function. The robust and flexible denoiser is based on modelling source prior with a GM, which can well approximate continuous, discrete, as well as mixture distributions. The parameters of the assumed prior, and at the same time of the denoising function, are learned using standard backpropagation algorithm. Numerical results show that the L-GM-AMP algorithm achieves state-of-the-art performance offered by (L)AMP with perfect knowledge of the source prior. Extending this work for recovering signals from noisy non-linear CS measurements remains an interesting problem for future work.

REFERENCES

- [1] D. L. Donoho, "Compressed sensing," *IEEE Transactions on Information Theory*, vol. 52, no. 4, pp. 1289–1306, April 2006.
- [2] E. J. Candes, J. Romberg, and T. Tao, "Robust uncertainty principles: exact signal reconstruction from highly incomplete frequency information," *IEEE Transactions on Information Theory*, vol. 52, no. 2, pp. 489–509, Feb 2006.
- [3] A. Maleki, L. Anitori, Z. Yang, and R. G. Baraniuk, "Asymptotic analysis of complex lasso via complex approximate message passing (camp)," *IEEE Transactions on Information Theory*, vol. 59, no. 7, pp. 4290–4308, 2013.
- [4] E. Crespo Marques, N. Maciel, L. Naviner, H. Cai, and J. Yang, "A review of sparse recovery algorithms," *IEEE Access*, vol. 7, pp. 1300–1322, 2019.
- [5] A. Maleki and D. L. Donoho, "Optimally tuned iterative reconstruction algorithms for compressed sensing," *IEEE Journal of Selected Topics in Signal Processing*, vol. 4, no. 2, pp. 330–341, 2010.
- [6] A. Balatsoukas-Stimming and C. Studer, "Deep unfolding for communications systems: A survey and some new directions," 2019.
- [7] V. Monga, Y. Li, and Y. C. Eldar, "Algorithm unrolling: Interpretable, efficient deep learning for signal and image processing," 2020.
- [8] K. Gregor and Y. Lecun, "Learning fast approximations of sparse coding," 08 2010.
- [9] D. L. Donoho, A. Maleki, and A. Montanari, "Message passing algorithms for compressed sensing: I. motivation and construction," in *IEEE Workshop on Information Theory*. IEEE, 2010, pp. 1–5.
- [10] —, "Message passing algorithms for compressed sensing: II. analysis and validation," in *2010 IEEE Workshop on Information Theory*, Jan. 2010, pp. 1–5.
- [11] M. Bayati and A. Montanari, "The dynamics of message passing on dense graphs, with applications to compressed sensing," *IEEE Transactions on Information Theory*, vol. 57, no. 2, pp. 764–785, Feb 2011.
- [12] M. Borgerding, P. Schniter, and S. Rangan, "Amp-inspired deep networks for sparse linear inverse problems," *IEEE Transactions on Signal Processing*, vol. 65, no. 16, pp. 4293–4308, Aug 2017.
- [13] N. Goertz and G. Hannak, "Fast bayesian signal recovery in compressed sensing with partially unknown discrete prior," in *WSA 2017; 21th International ITG Workshop on Smart Antennas*, March 2017, pp. 1–8.
- [14] A. Montanari, "Graphical models concepts in compressed sensing," *Compressed Sensing: Theory and Applications*, pp. 394–438, 2012.
- [15] D. P. Kingma and J. Ba, "Adam: A method for stochastic optimization," 2014.