

# Robot Task Planning for Low Entropy Belief States

Alphonsus Adu-Bredu<sup>1</sup>   Zhen Zeng<sup>1</sup>   Neha Pusalkar<sup>1</sup>   Odest Chadwicke Jenkins<sup>1</sup>

**Abstract**—Recent advances in computational perception have significantly improved the ability of autonomous robots to perform state estimation with low entropy. Such advances motivate a reconsideration of robot decision-making under uncertainty. Current approaches to solving sequential decision-making problems model states as inhabiting the extremes of the perceptual entropy spectrum. As such, these methods are either incapable of overcoming perceptual errors or asymptotically inefficient in solving problems with low perceptual entropy. With low entropy perception in mind, we aim to explore a happier medium that balances computational efficiency with the forms of uncertainty we now observe from modern robot perception. We propose Fast-Downward Replanner (FD-Replan) as an efficient task planning method for goal-directed robot reasoning. FD-Replan combines belief space representation with the fast, goal-directed features of classical planning to efficiently plan for low entropy goal-directed reasoning tasks. We compare FD-Replan with current classical planning and belief space planning approaches by solving low entropy goal-directed grocery packing tasks in simulation. FD-Replan shows positive results and promise with respect to planning time, execution time, and task success rate in our simulation experiments.

## I. INTRODUCTION

Sequential decision-making problems have often been modelled as either fully-observable or partially observable. Fully-observable models have no entropy in states and actions whilst partially observable models have high entropy in states and actions. With these models have come classical planning approaches [4], [8], [9], [20] for solving zero entropy problems and belief space planning approaches [2], [11], [12], [14] for solving high entropy problems. Visualizing entropy as a spectrum, classical planning approaches plan with models on one extreme end of the entropy spectrum whilst belief space planning approaches plan with models on the other extreme. Recent advances in robot perception systems, both in terms of inexpensive hardware [38] and fast and efficient algorithms [5], [16], [22], [23], [31] have significantly reduced the state estimation entropy when used for robot manipulation. When a robot is equipped with such a low entropy perception system, the robot’s sequential decision-making problem does not fall at either extremes of the entropy spectrum. The problem falls in an intermediate region on the spectrum where neither family of approaches are equipped to exploit the low entropy nature of the problem to solve it efficiently.

Classical planning approaches are used to solve fully-observable and deterministic problems. These approaches are fast and usually come with convergence and optimality guarantees, making them convenient to use on suitable problems.

<sup>1</sup>A. Adu-Bredu, Z. Zeng, N. Pusalkar and O.C. Jenkins are with the Robotics Institute and Department of Electrical Engineering and Computer Science, University of Michigan, Ann Arbor, MI, USA [adubredu | zengzhen | nehagp | ocj]@umich.edu

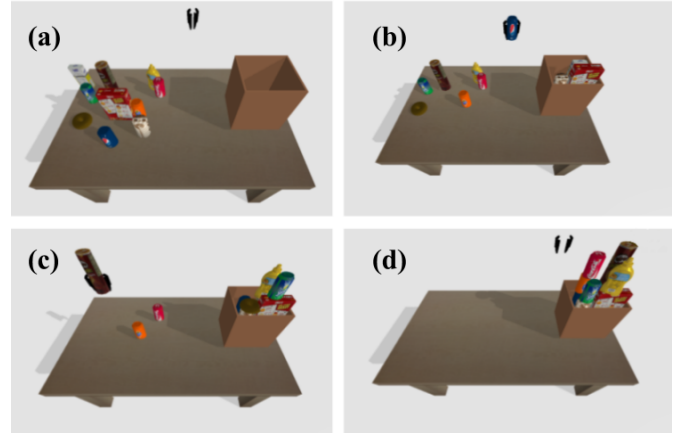


Fig. 1: A Sequential Grocery Packing task using FD-Replan. Robot is able to efficiently pack the groceries under perception uncertainty to satisfy given goal constraints. (a) Initial scene. (b) Starts packing items into grocery box. (c) Half-way through packing task. (d) Grocery Packing complete. The task is being performed by a disembodied robot gripper similar to the one used for SHRDLU tasks [36].

They however do not account for entropy when planning so they often generate infeasible plans in uncertain domains. FF-Replan [15], a classical planning approach, attempts to solve problems with no entropy in state estimation but high entropy in action effects by constantly replanning. FF-Replan determinizes the action effects through choosing the effect with the highest confidence. It then applies Fast-Forward [9] to plan in the determinized domain and re-plans whenever there is an inconsistency caused by the disregard of the entropy in the domain. This algorithm is shown to work quite well for certain problems and terribly for others depending on how well the determinization reflects the true action effects of the domain.

Sequential decision-making problems with high entropy in state estimation and action effects are often modelled as Partially Observable Markov Decision Processes (POMDP) [10]. The states in a POMDP are probability distributions called belief states. To solve a POMDP is to find an optimal policy that maps belief states to actions. However solving POMDPs exactly is intractable [10], [13]. As such, belief space planning methods such as POMHDP [12], POMCP [11] and DESPOT [39] are used to solve POMDPs approximately. Because these approaches were developed to solve problems with high entropy, applying them as they are, to solve problems with low entropy expends much more computational time than is necessary [11] as we demonstrate in our experiments.

Emulating the ubiquitous approach to autonomous naviga-

tion, this work proposes a decoupled approach to goal-directed robotic manipulation that builds on the respective strengths of classical and belief space planning. As motivated by Sui et al. [5], task planning can be performed on state estimates from perceived belief distributions, and updated when the perceptual probability mass shifts to a different state estimate. Building on this idea and recent work in replanning algorithms [15], we propose **Fast-Downward Replanner (FD-Replan)** as an efficient, online task planning strategy for solving problems with low entropy in state estimation and no entropy in action effects. FD-Replan represents the low-entropy belief space as sets of weighted hypotheses and uses weighted sampling [40] to sample a hypothesis of the belief space. It then formulates the sampled hypothesis and the specified goal conditions as a PDDL [35] problem and uses a symbolic planner to plan sequential actions to satisfy the goal conditions. The actions are then executed in turn. If the sampled hypothesis does not match the true state space, the robot observes an inconsistency between the predicted state and perceptual observation after executing the action. When this happens, FD-Replan samples a new hypothesis from the belief space. FD-Replan then replans with this new hypothesis to satisfy the goal conditions. Figure 2 depicts a graphical comparison of existing planning algorithms and FD-Replan based on their computational tractability and perceptual entropy of their state space.

By combining the belief space representation of belief space planning with the fast goal-directed features of classical planning, FD-Replan is able to exploit the low entropy nature of the belief space to plan efficiently for goal-directed reasoning tasks. We benchmark FD-Replan against current classical planning and belief space planning approaches by solving low entropy goal-directed grocery packing tasks in simulation as shown in Figure 1. FD-Replan shows positive results and promise with respect to planning time, execution time and task success rate in our simulation experiments.

## II. RELATED WORK

To solve problems of a sequential nature such as grocery packing, the robot has to be able to reason over both symbolic states of the world as well as continuous states. This family of problems is known as Task and Motion Planning Problems [1]–[4], [6], [7]. Performing complete task planning before motion planning often leads to the generation of infeasible plans. This is because preconditions upon which task planning is performed could be made invalid by the execution of corresponding motion plans. Works such as Kaelbling et. al. [8], Srivastava et. al. [1] and Garrett et. al. [7] have focused on ways to interleave the symbolic planning involved in task planning with the continuous-space planning involved in motion planning in order for the robot to generate feasible plans and actions. In our proposed FD-Replan method, we make the assumption that our motion planner generates proper trajectories that do not invalidate preconditions of subsequent high-level actions in the task plan.

Regular Task and motion planning approaches plan over a fully observed and deterministic world. Task and Motion Planning approaches such as Kaelbling et. al. [2] and Garrett et. al. [14] focus on planning in partially observed worlds.

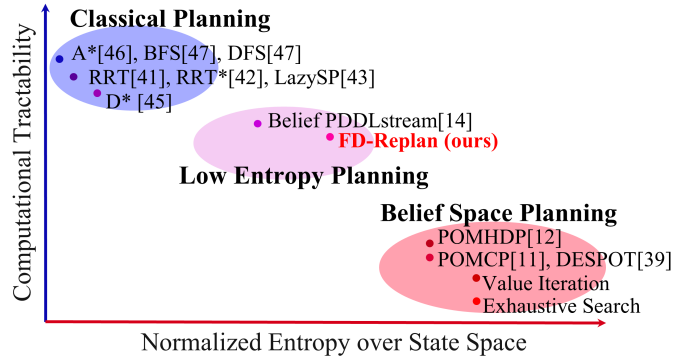


Fig. 2: An illustration comparing the relative the computational tractability of planning algorithms and the level of perceptual entropy in problems they are designed to solve. Classical planning algorithms are computationally tractable (fast) and are designed to solve problems with no entropy in their state space. Belief space planning algorithms are generally slow on reasonably complex problems and are designed to solve problems with high perceptual entropy in their state space. Our algorithm, FD-Replan, is designed to efficiently solve problems with low perceptual entropy.

The standard approach for planning in a partially observed world is by modelling the problem as a Partially Observable Markov Decision Process (POMDP) [10] where the states are represented as probability distributions called belief states. The entire set of belief states in the world is called the belief space. The solution of a POMDP is a policy that maps belief states to actions. However, solving POMDPs exactly is intractable due to the curse of dimensionality [10] and the curse of history [13]. Approaches such as POMCP [11] use Monte Carlo Sampling to sample the belief state and belief transitions and use Monte Carlo Tree Search [18] to search for an optimal policy. Other approaches such as Garrett et. al. [14] use particles to represent the belief space and update the particles after each observation using a particle filter and then use replanning methods to plan using this estimate of the belief space. Our proposed approach represents each state as a set of hypotheses which are weighted based on the robot's observation. We use weighted sampling [40] to sample from the weighted hypotheses to get a reliable estimate of the states.

A vast body of work has addressed the robot bin packing problem [21], [24]–[27]. Amongst these, Wang and Hauser [21], Parreño et. al. [24], Weng et. al. [26] consider the problem from a geometric perspective and try to find the optimal packing arrangement of objects such that they use up a minimum number of bins and a minimum amount of space. Wang and Hauser [25] goes further to optimize for space-efficient packing arrangements that result in stable object piles. With the grocery packing task considered in this work, our proposed approach, FD-Replan, does not explicitly optimize for efficient space usage when packing. All these approaches targeting at space-efficient packing arrangements assume that the state space is fully observed. We however do not make this assumption in our work.

### III. PROBLEM FORMULATION

The state space is represented as an object-centric scene graph. The scene graph,  $\Psi(V, E)$ , represents the structure of the scene. Vertices  $V$  in the scene graph represent the objects present in the scene whilst the edges  $E$  represent spatial relations between the objects.

We assume a perception system that takes robot observations and returns a belief  $\mathcal{B}(\Psi)$  over scene graphs for the current scene. An example of such perception system is described in Section V. Given the task goal conditions  $G$  and the current scene belief  $\mathcal{B}(\Psi)$ , the goal for the robot is to plan a sequence of actions  $\{a_0, a_1, \dots\}$  to achieve the goal conditions  $G$  under the perceptual uncertainty, and the robot should be able to replan when needed.

### IV. FD-REPLAN

The proposed planning algorithm, FD-Replan, takes in goal conditions,  $G$ , and the belief over the current scene graph  $\mathcal{B}(\Psi)$ , and efficiently plans out a sequence of actions to achieve  $G$  and replans when necessary. FD-Replan is developed to solve problems with partially observed states and deterministic action effects.

As described in Algorithm 1, FD-Replan takes in goal conditions  $G$  and the current belief over scene graphs  $\mathcal{B}(\Psi)$  as input. FD-Replan first samples a scene graph  $\Psi_s$  from  $\mathcal{B}(\Psi)$  (as described in section V), and formulates  $\Psi_s$  and  $G$  as a PDDL [35] problem. FD-Replan then uses a symbolic planner (Fast Downward [20] in our implementation) to solve the PDDL problem and generate a task plan  $\pi$ . After taking each action in  $\pi$ , scene belief  $\mathcal{B}(\Psi)$  is updated based on the new observation  $\Phi$ . A validation function,  $Validate(\Psi_s, a, \Phi)$ , checks for inconsistency in the action effects. In particular, the validation returns *True* if the new observation  $\Phi$  after executing action  $a$  matches the predicted observation based on  $a$  and sampled scene graph  $\Psi_s$ , and returns *False* otherwise. In our experiments,  $Validate(.)$  checks if the object picked up by the robot matches the sampled scene graph hypothesis after every pick action. If the  $Validate$  function returns *True*, robot continues to execute the next action in  $\pi$ . Otherwise,  $\pi$  is discarded and FD-Replan is then called recursively with the original goal condition  $G$  and the updated  $\mathcal{B}(\Psi)$  as parameters. FD-Replan runs until either the last action in the current plan  $\pi$  is successfully executed or timeout is reached.

We assume the existence of a motion planner that generates and executes collision-free trajectories for each robot action. By combining belief samples from belief space representation with the fast, goal-directed classical planning, FD-Replan is able to efficiently plan for sequential decision making tasks with low entropy belief states.

### V. IMPLEMENTATION

#### A. Belief over Scene Graphs

For our experiments, we build a perception system that returns a  $\mathcal{B}(\Psi)$  belief over scene graphs given robot observation. We trained a Faster R-CNN [30] detector for the 20 grocery object classes that we considered in the simulation experiments. For the  $i$ th detected object, the detector returns a

---

#### Algorithm 1: FD-REPLAN algorithm

---

**Input:** Goal conditions,  $G$ , and Belief of current scene graph,  $\mathcal{B}(\Psi)$

```

1 Function FD-REPLAN ( $G, \mathcal{B}(\Psi)$ ) :
2    $\Psi_s \leftarrow$  sample from  $\mathcal{B}(\Psi)$ 
3    $\pi \leftarrow$  FastDownward ( $\Psi_s, G$ )
4   foreach  $a \in \pi$  do
5     take action  $a$ 
6     take new observation  $\Phi$ 
7     update belief  $\mathcal{B}(\Psi)$  given  $\Phi$ 
8      $valid \leftarrow$  Validate( $\Psi_s, a, \Phi$ )
9     if  $valid = False$  then
10      FD-REPLAN ( $G, \mathcal{B}(\Psi)$ )
11    return
12  end
13 end
14 return
15 End Function
```

---

confidence vector, which is then interpreted as the belief over object classes,  $\mathcal{B}_i(c)$ ,  $c \in C$ .  $C$  is the set of all possible object classes. The spatial relations between detected objects given their detected locations are deterministically derived. With the assumption that the objects are independent from one another, we approximate the belief over scene graphs  $\mathcal{B}(\Psi)$  as

$$\mathcal{B}(\Psi) \propto \prod_i^N \mathcal{B}_i(c)$$

where  $N$  is the number of detected objects.

The belief over  $i$ th detected object,  $\mathcal{B}_i(c)$ , is approximated by a set of weighted object hypotheses  $\{(o_k, w_k) | k = 1, \dots, |C|\}$ , where  $o_k = (c_k, a_k, r_k)$ . For each hypothesis,  $c_k$  is the object class,  $a_k$  is object attributes,  $r_k$  is its spatial relations with other objects in the scene graph, and  $w_k$  is the weight of the hypothesis, which equals to the detection confidence score corresponding to  $c_k$ . The object attributes  $a_k$  (e.g. heavy or light) are deterministically associated with object class.

In order to draw one scene graph sample  $\Psi_s$  from  $\mathcal{B}(\Psi)$ , we individually draw one object hypothesis  $o_k$  from each  $\mathcal{B}_i(c)$ , s.t.

$$\Psi_s = \{o_k^i | i = 1, \dots, N\}$$

where again  $N$  is the number of detected objects. We used weighted sampling [40] to sample the individual object hypothesis. By using weighted sampling, FD-Replan exploits the low entropy nature of the belief space and the fact that true hypotheses generally have higher probabilities than the false ones.

#### B. Grocery Packing Goal Conditions

For the grocery packing task in our experiments, for each object hypotheses  $o_k = (c_k, a_k, r_k)$  in the scene graph, we consider the object to be either a heavy or light, i.e.  $a_k \in \{heavy, light\}$ . The goal condition for the grocery packing task is to have all objects packed into the box such that, heavy

grocery objects are placed at the bottom of the box, and light grocery objects are placed on top of them.

## VI. QUANTIFYING ENTROPY

The state space of all possible scene graphs is beyond tractability for modern computing. This space can be composed of all possible classes of objects, all possible number of objects, all possible enumerations of the 6D pose of objects, all possible spatial relations between objects and the attributes of objects. To be computationally tractable, we make the following assumptions to constrain the state space:

- The set of all possible object classes is finite and known.
- The perception system detects objects that are not fully occluded by other objects from the robot’s field of view. Note that, the robot does not have prior knowledge of the total number of objects to expect. Thus the scene graph is made up of only detected objects and their spatial relations.
- The perception system can deterministically infer the 6D pose of detected objects. Note that, there is uncertainty in the recognition of the class of detected objects.
- The perception system can deterministically infer spatial relations between detected objects. In this work, we only consider the stacking spatial relations.
- We deterministically associate detected objects with their respective attributes (either heavy or light).

As a result, the constrained state space of scene graphs,  $\Psi$ , will include scene graphs that have number of vertices same as the number of detected objects, with each graph consisting of all possible enumerations of the object classes. We quantify the entropy of the belief over scene graphs  $\mathcal{B}(\Psi)$  as the normalized sum of Shannon entropies [37] of the beliefs of detected objects, i.e.

$$H = -\frac{1}{H_{max}} \cdot \sum_{i=1}^N \sum_{c \in C} p_i^c \log_2 p_i^c \quad (1)$$

where  $C$  is the set of all possible object classes,  $N$  is the number of detected objects,  $p_i^c$  is the probability of class  $c$  of  $i$ th detected object in belief  $\mathcal{B}_i(c)$ , as explained in V-A.  $H_{max}$  is the maximum possible entropy occurring when the belief over scene graphs is uniformly distributed. i.e.

$$H_{max} = -\sum_{i=1}^N \sum_{c \in C} p_i^c \log_2 p_i^c \quad (2)$$

where  $p_i^c$  follows a uniform distribution.

For the grocery packing task we consider in this work, we use Equation (1) to classify the perceptual entropy levels of grocery packing tasks. On one extreme,  $H = 0$  for a scene graph estimate with no uncertainty. On the other extreme,  $H = 1$  for a scene graph with high uncertainty. In our experiments, we perform grocery packing on scene graphs with  $H$  values between 0.3 and 0.5, which are on the low end of the entropy.

## VII. EXPERIMENTS

We compare the performance of FD-Replan with classical replanning and belief space planning (POMCP) methods on low-entropy grocery packing tasks in simulation, as shown in

Figure 1. The goal condition for the grocery packing task is to have all items packed into the box such that, heavy grocery items are placed at the bottom of the box, and light grocery items are placed on top of them. Experiments were run in the Pybullet simulation [28]. 20 3D models of grocery items from the YCB dataset [29] were used as grocery items in the experiments. A Faster R-CNN [30] object detector is trained to detect these grocery items and return a confidence score vector for each detected object. The experiments were run on a laptop with 2.21GHz Intel Core i7 CPU, 32GB RAM and a GTX 1070 GPU.

The following methods are benchmarked in this experiment:

- **Classical Replanning:** This algorithm performs classical planning on a determinized belief over detected objects. It determinizes the belief over scene graphs by choosing the hypothesis with the highest probability in  $\mathcal{B}_i(c)$  for each detected object,  $i$ . The algorithm then formulates the determinized scene graph and the goal conditions (Section V-B) as a PDDL [35] problem and solves it using Fast Downward [20] to generate a plan to pack objects into the box. The algorithm uses the *Validate* function (same as in FD-Replan in Algorithm 1) to check if the object picked up by the robot matches the determinized scene graph after every pick action. If *Validate* returns *True*, the next action in the plan is executed. If *Validate* returns *False*, a replan request is triggered. The belief over detected objects is updated and determinized again. A new plan is generated accordingly. The robot plans and executes until either all the objects are packed or the 30-minute timeout is reached.
- **FD-Replan:** This algorithm performs FD-Replan on the belief over detected objects to pack them into the box. FD-Replan terminates either when all the objects are packed into the box or when the 30-minute timeout is reached.
- **POMCP:** POMCP [11] is a belief space planning algorithm. Here, we formulate the grocery packing task as a POMDP problem where the belief space is approximated by a set of weighted hypotheses, in the same way that we model belief space for FD-Replan, as explained in section V-A. Since grocery packing is a goal-directed task, we set the discount factor to 1, thus future rewards are just as valuable as immediate ones. A reward of 100 is given when the rollout policy successfully packs all the objects. A reward of -10 is given if the rollout does not result in a successful packing task. Each run of POMCP is restricted to 10 iterations, each with a rollout depth of 1000 for computational tractability. To be consistent with FD-Replan, the action executions are assumed to be deterministic and optimal. To narrow the focus of the monte carlo tree search in POMCP, as prescribed by [11], we use domain knowledge by specifying the subset of preferred actions at each node in the search tree.
- **POMCP-ER:** POMCP-ER is a variation of POMCP (as described above) with episodic rewards. Here, the robot receives a reward of 10 whenever an item is packed into the container and a reward of 100 when the rollout




Fig. 3: Example initial scenes for the **Short-Action-Sequence (SAS)** and **Long-Action-Sequence (LAS)** difficulty levels.

policy successfully packs all items. POMCP-ER is also restricted to 10 iterations, each with a rollout depth of 10.

The methods are benchmarked on two different low-entropy Grocery Packing difficulty levels: the **Short-Action-Sequence (SAS)** difficulty level and the **Long-Action-Sequence (LAS)** difficulty level (Figure 3). A difficulty level is **SAS** if in the initial pile of grocery items, the number of heavy items on top of lighter items is greater than the number of lighter items on top of heavy items. Otherwise, the difficulty level is **LAS**, because the robot would need to take more actions to first unstack the light items on top in order to pick the heavy items, and place the heavy items into the box before packing in the light items.

For each difficulty level in our experiments, we run each planning method in 5 different initial arrangements of the grocery items. In Figures 4 and 5, we show planning time, execution time, the total run-time averaged across 5 initial scenes. And for each initial scene, we run each method 5 times. For more detailed statistics about the experimental results, please refer to tables in Appendix A. There, we also include the number of items packed upon task completion or until the 30-minute timeout, and the entropy of the perceptual belief of scene graphs for each initial scenes.

As shown in Figures 4 and 5 and Appendix A, across all low perceptual entropy tasks in our experiments, FD-Replan outperforms other baseline methods by completing the tasks with the highest success rates across tasks, and the least completion times. FD-Replan averages a 96% success rate on tasks in the SAS difficulty level and an 84% success rate on tasks in the LAS difficulty level. Classical Replanning achieves an 80% success rate for tasks in the SAS difficulty level and a 48% success rate for tasks in the LAS difficulty level. POMCP and POMCP-ER are unable to successfully complete any of the tasks since they run out of time.

Classical Replanning is developed with the zero entropy state space in mind, thus it only chooses the most likely hypothesis and disregards the inherent entropy in the tasks. As a result, Classical Replanning consistently fails when the most likely hypothesis does not correspond to the true state of the world. On the other hand, by employing the belief space representation of belief space planning, FD-Replan is able to

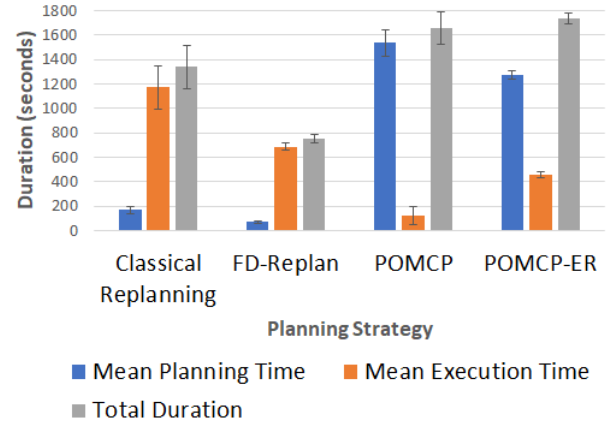


Fig. 4: Experimental results from **Short-Action-Sequence (SAS)** difficulty level. Error bars represent one standard deviation from the mean.

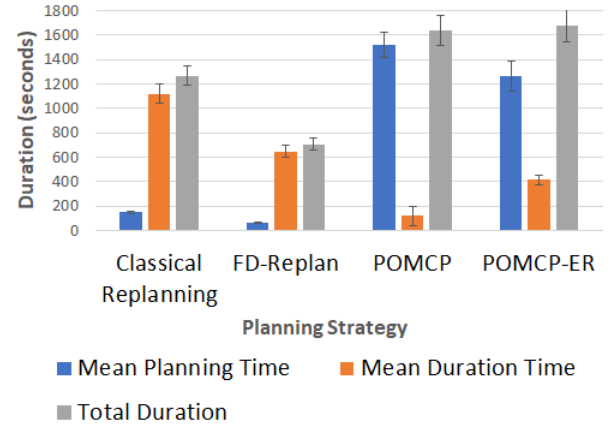


Fig. 5: Experimental results from **Long-Action-Sequence (LAS)** difficulty level. Error bars represent one standard deviation from the mean.

sample the true hypothesis of the scene graph at times even when the belief estimation is noisy.

POMCP performs the worst in planning time, execution time and success rates. It is unable to complete any of the 5 tasks in each difficulty level. It also packs significantly fewer objects than FD-Replan and Classical Replanning. This is because of the high branching factor in the Monte Carlo search tree due to the relatively high number of items to be packed (20 items). It takes almost 10 minutes before a single action is suggested by the algorithm. As such, POMCP is barely able to pack any of the 20 items before the 30-minute timeout is reached. Because of the episodic rewards and a shorter rollout depth, POMCP-ER is able to plan faster and pack more objects than POMCP. It is, however, unable to complete any tasks for the same reasons as POMCP. Belief Space Planning approaches like POMCP are developed to solve problems with high entropy state spaces. As such, they spend a lot of computation in deciding the approximately optimal action to take next. This makes them inefficient for state spaces with low entropy. By adopting the fast, goal-



directed features of classical planning through the use of a symbolic planner like Fast Downward, FD-Replan is able to efficiently solve low entropy problems by directly acting upon a sampled scene graph. This makes FD-Replan a favorable choice for solving low perceptual entropy tasks. Examples of additional experiments are available in the attached video and online video at <https://youtu.be/9GjIPvhSNT8>

## VIII. DISCUSSION

It is worth noting that, in scenarios where the most likely hypothesis of the scene estimate represents the true scene graph, Classical Replanning performs less number of actions than FD-Replan. This is because FD-Replan does not always sample the true scene graph hypothesis and could perform more actions than necessary.

A promising avenue for future research is to investigate the benefits of replacing the Monte Carlo Tree Search procedure in POMCP with a more direct classical planning system like Fast Downward. It would be interesting to investigate the ways in which rewards could be assigned and the ways in which sample hypotheses are chosen.

## IX. CONCLUSION

We presented FD-Replan as an online planning method for efficiently solving sequential decision-making tasks with low perceptual entropy. The key idea is to use classical planning on estimates resulting from belief space inference over perceptual observations. As a result, FD-Replan can perform more efficient goal-directed reasoning under scenarios of low-entropy perception. We demonstrated the efficiency of this method on grocery packing tasks with multiple levels of difficulty. FD-Replan demonstrated advantages in low-entropy scenarios where classical planning cannot handle uncertainty and belief space planning is unnecessarily computationally expensive.

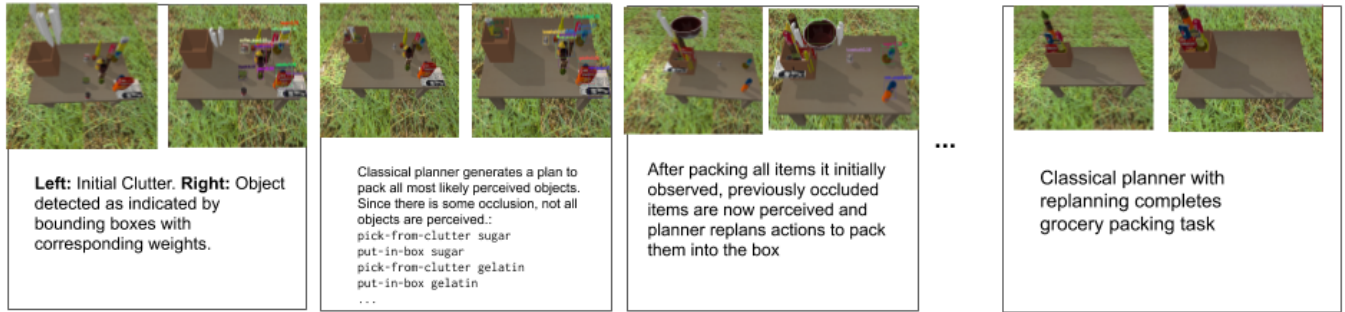
## REFERENCES

- [1] Srivastava, S., Fang, E., Riano, L., Chitnis, R., Russell, S., & Abbeel, P. Combined Task and Motion Planning Through an Extensible Planner-Independent Interface Layer. In *Robotics and Automation (ICRA)*, 2014 IEEE International Conference on (pp. 639-646). IEEE.
- [2] Kaelbling, L. P., & Lozano-Pérez, T. Integrated task and motion planning in belief space. *The International Journal of Robotics Research* 2013, 32(9-10), 1194-1227.
- [3] Wolfe, J., Marthi, B., & Russell, S. Combined Task and Motion Planning for Mobile Manipulation. In *Proceedings of 20th International Conference on Automated Planning and Scheduling (ICAPS)*, 2010.
- [4] Garrett, C. R., Lozano-Pérez, T., & Kaelbling, L. P. FFRob: An Efficient Heuristic for Task and Motion Planning. In *Algorithmic Foundations of Robotics XI* (pp. 179-195). Springer, Cham. 2015.
- [5] Sui, Z., Jenkins, O. C., & Desingh, K. . Axiomatic Particle Filtering for Goal-directed Robotic Manipulation. In *Intelligent Robots and Systems (IROS)*, 2015 IEEE/RSJ International Conference on (pp. 4429-4436). IEEE.
- [6] Paxton, C., Raman, V., Hager, G. D., & Kobilarov, M. Combining Neural Networks and Tree Search for Task and Motion Planning in Challenging Environments. In *Intelligent Robots and Systems (IROS)*, 2017 IEEE/RSJ International Conference on (pp. 6059-6066). IEEE.
- [7] Garrett, C. R., Lozano-Pérez, T., & Kaelbling, L. P. PDDLStream: Integrating Symbolic Planners and Blackbox Samplers via Optimistic Adaptive Planning. In *Proceedings of 30th International Conference on Automated Planning and Scheduling (ICAPS)*, 2020 (Vol. 30, pp. 440-448).
- [8] Kaelbling, L. P., & Lozano-Pérez, T. Hierarchical Planning in the Now. In *Workshops at the Twenty-Fourth AAAI Conference on Artificial Intelligence*, July 2010.
- [9] Hoffmann, J. FF: The fast-forward planning system. *AI magazine*, 2001, 22(3), 57-57.
- [10] Kaelbling, L. P., Littman, M. L., & Cassandra, A. R. Planning and acting in partially observable stochastic domains. *Artificial intelligence*, 1998, 101(1-2), 99-134.
- [11] Silver, D., & Veness, J. Monte-Carlo planning in large POMDPs. In *Advances in Neural Information Processing Systems*, 2010, (pp. 2164-2172).
- [12] Kim, S. K., Salzman, O., & Likhachev, M. POMHDP: Search-Based Belief Space Planning Using Multiple Heuristics. In *Proceedings of the International Conference on Automated Planning and Scheduling (ICAPS)*, 2019 (Vol. 29, No. 1, pp. 734-744).
- [13] Pineau, J., Gordon, G., & Thrun, S. Point-based value iteration: An anytime algorithm for POMDPs. In *IJCAI*, August, 2013 (Vol. 3, pp. 1025-1032).
- [14] Garrett, C. R., Paxton, C., Lozano-Pérez, T., Kaelbling, L. P., & Fox, D. Online Replanning in Belief Space for Partially Observable Task and Motion Problems. *arXiv preprint arXiv:1911.04577*, 2019.
- [15] Yoon, S. W., Fern, A., & Givan, R. FF-Replan: A Baseline for Probabilistic Planning. In *Proceedings of the Seventeenth International Conference on Automated Planning and Scheduling (ICAPS)*, 2007 (Vol. 7, pp. 352-359).
- [16] Zeng, Z., Zhou, Y., Jenkins, O. C., & Desingh, K. Semantic Mapping with Simultaneous Object Detection and Localization. In *Intelligent Robots and Systems (IROS)*, 2018 IEEE/RSJ International Conference on (pp. 911-918). IEEE.
- [17] Little, I., & Thiebaux, S. Probabilistic planning vs. replanning. In *ICAPS Workshop on IPC: Past, Present and Future*, 2007.
- [18] Chaslot, G., Bakkes, S., Szita, I., & Spronck, P. Monte-Carlo Tree Search: A New Framework for Game AI. In *Proceedings of the Fourth AAAI Conference on Artificial Intelligence and Interactive Digital Entertainment*, October 2008.
- [19] Auer, P., & Ortner, R. UCB revisited: Improved regret bounds for the stochastic multi-armed bandit problem. *Periodica Mathematica Hungarica*, 2010, 61(1-2), 55-65.
- [20] Helmert, M. The fast downward planning system. *Journal of Artificial Intelligence Research*, 2006, 26, 191-246.
- [21] Wang, F., & Hauser, K. Robot Packing with Known Items and Non-deterministic Arrival Order. In *Robotics: Science and Systems*, 2019.
- [22] Zhou, Z., Pan, T., Wu, S., Chang, H., & Jenkins, O. C. Glassloc: Plenoptic grasp pose detection in transparent clutter. *arXiv preprint arXiv:1909.04269*, 2019.
- [23] Sui, Z., Zhou, Z., Zeng, Z., & Jenkins, O. C. Sum: Sequential scene understanding and manipulation. In *Intelligent Robots and Systems (IROS)*, 2017 IEEE/RSJ International Conference on (pp. 3281-3288). IEEE.
- [24] Parreño, F., Alvarez-Valdés, R., Oliveira, J. F., & Tamarit, J. M. A hybrid GRASP/VND algorithm for two- and three-dimensional bin packing. *Annals of Operations Research*, 2010, 179(1), 203-220.
- [25] Wang, F., & Hauser, K. Stable bin packing of non-convex 3D objects with a robot manipulator. In *Robotics and Automation (ICRA)*, 2019 International Conference on (pp. 8698-8704). IEEE.
- [26] Wu, Y., Li, W., Goh, M., & de Souza, R. Three-dimensional bin packing problem with variable bin height. *European Journal of Operational Research*, 2010, 202(2), 347-355.
- [27] Weng, C. Y., Yin, W., Lim, Z. J., & Chen, I. M. A framework for robotic bin packing with a dual-arm configuration. In *IFTOMM World Congress on Mechanism and Machine Science* (pp. 2799-2808). Springer, Cham. 2019.
- [28] E. Coumans and Y. Bai, "PyBullet, a Python module for physics simulation for games, robotics and machine learning," 2016. [Online]. Available: <http://pybullet.org>
- [29] Berk Calli, Arjun Singh, James Bruce, Aaron Walsman, Kurt Konolige, Siddhartha Srinivasa, Pieter Abbeel, Aaron M Dollar, Yale-CMU-Berkeley dataset for robotic manipulation research, *The International Journal of Robotics Research*, vol. 36, Issue 3, pp. 261 – 268, April 2017.
- [30] Ren, S., He, K., Girshick, R., & Sun, J. Faster R-CNN: Towards real-time object detection with region proposal networks. In *Advances in Neural Information Processing Systems*, 2015(pp. 91-99).
- [31] Zhou, Z., Sui, Z., & Jenkins, O. C. Plenoptic monte carlo object localization for robot grasping under layered translucency. In *Intelligent*

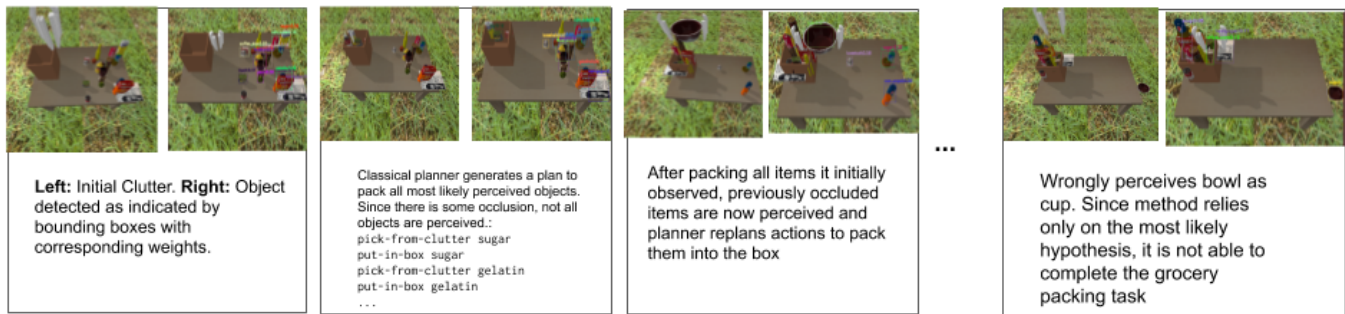
- Robots and Systems (IROS), 2018 IEEE/RSJ International Conference on (pp. 1-8). IEEE.
- [32] Rickert, M., Brock, O., & Knoll, A. Balancing exploration and exploitation in motion planning. In Robotics and Automation (ICRA), 2008 IEEE International Conference on (pp. 2812-2817). IEEE.
  - [33] Barraquand, J., & Latombe, J. C. A Monte-Carlo algorithm for path planning with many degrees of freedom. In Robotics and Automation (ICRA), 1990 IEEE International Conference on (pp. 1712-1717). IEEE.
  - [34] Alterovitz, R., Patil, S., & Derbakova, A. Rapidly-exploring roadmaps: Weighing exploration vs. refinement in optimal motion planning. In Robotics and Automation (ICRA), 2011 IEEE International Conference on (pp. 3706-3712). IEEE.
  - [35] McDermott, D., Ghallab, M., Howe, A., Knoblock, C., Ram, A., Veloso, M., & Wilkins, D. PDDL-the planning domain definition language, 1998.
  - [36] Winograd, T. Shrdlu, 1970.
  - [37] Lin, J. Divergence measures based on the Shannon entropy. IEEE Transactions on Information theory, 1991, 37(1), 145-151.
  - [38] Intel. (2016) Intel® RealSense™ Camera R200 Product Data Sheet. <https://software.intel.com/sites/default/files/managed/d7/a9/realsense-camera-r200-product-datasheet.pdf> Accessed 4 July 2017.
  - [39] Somani, A., Ye, N., Hsu, D., & Lee, W. S. DESPOT: Online POMDP planning with regularization. In Advances in Neural Information Processing Systems, 2013 (pp. 1772-1780).
  - [40] Wong, C. K., & Easton, M. C. An efficient method for weighted sampling without replacement. SIAM Journal on Computing, 1980, 9(1), 111-113.
  - [41] LaValle, S. M. Rapidly-exploring random trees: A new tool for path planning, 1998
  - [42] Karaman, S., & Frazzoli, E. Sampling-based algorithms for optimal motion planning. The International Journal of Robotics Research, 2011, 30(7), 846-894.
  - [43] Dellin, C. M., & Srinivasa, S. S. A unifying formalism for shortest path problems with expensive edge evaluations via lazy best-first search over paths with edge selectors. In Proceedings of the 26th International Conference on Automated Planning and Scheduling (ICAPS), 2016.
  - [44] Kavraki, L. E., Svestka, P., Latombe, J. C., & Overmars, M. H. Probabilistic roadmaps for path planning in high-dimensional configuration spaces. IEEE Transactions on Robotics and Automation, 1996, 12(4), 566-580.
  - [45] Stentz, A. The focussed d\* algorithm for real-time replanning. In IJCAI, 1995 (Vol. 95, pp. 1652-1659).
  - [46] Hart, P., Nilsson, N., & Raphael, B. A Formal Basis for the Heuristic Determination of Minimum Cost Paths. IEEE Transactions on Systems Science and Cybernetics, 1968, 4(2), 100-107. <https://doi.org/10.1109/tssc.1968.300136>
  - [47] Thomas H. Cormen, Charles E. Leiserson, Ronald L. Rivest, and Clifford Stein. Introduction to Algorithms, Third Edition 2009,(3rd. ed.). The MIT Press.

## APPENDIX

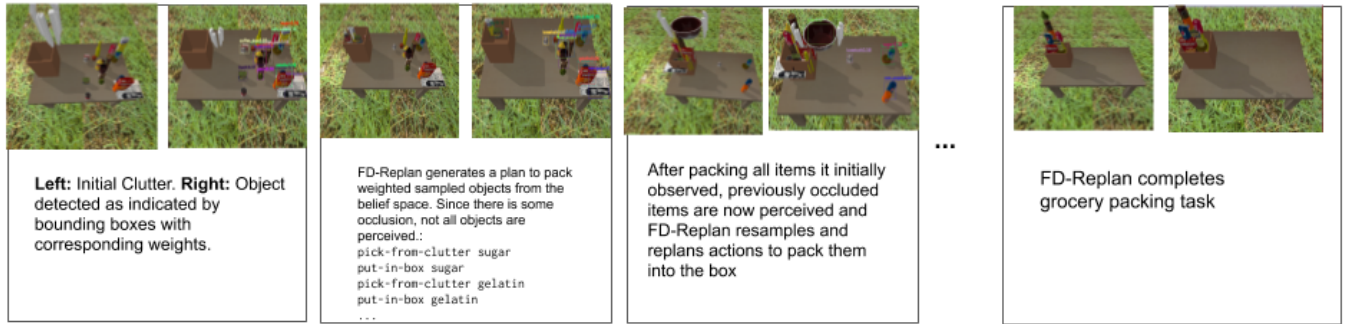
### A. Demonstrative runs of a selected set of the discussed algorithms on a Hard-Low Difficulty Grocery Packing task



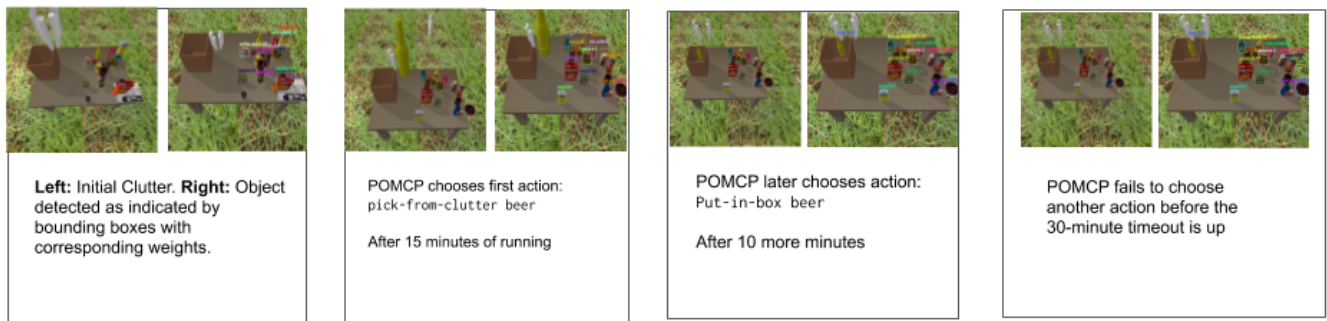
(a) A Successful Sequential Grocery Packing Task using **Classical Replanning**



(b) A Failed Sequential Grocery Packing Task using **Classical Replanning**. The algorithm is unable to successfully pack all items into the box before timeout



(c) A Successful Sequential Grocery Packing Task using **FD-Replan**



(d) A Failed Sequential Grocery Packing Task using the **POMCP** algorithm. The algorithm is unable to successfully pack all items into the box before timeout

Fig. 6: Qualitative Comparison of Planning Strategies



## B. Detailed results from Experiments

Strategy	P.O	S.R	N.M	P.T	E.T	T.D
Classical replanning	19.1 $\pm$ 0.8	20/25	84.9 $\pm$ 7.2	148.1 $\pm$ 11.2	1119.8 $\pm$ 80.2	1267.9
<b>FD-Replan</b>	<b>20.0 <math>\pm</math> 0.0</b>	<b>24/25</b>	<b>30.3 <math>\pm</math> 4.0</b>	<b>60.5 <math>\pm</math> 6.6</b>	<b>646.9 <math>\pm</math> 48.9</b>	<b>707.4</b>
POMCP	1.4 $\pm$ 1.2	0/25	2.6 $\pm$ 1.9	1537.4 $\pm$ 106.9	119.9 $\pm$ 74.5	1657.3
POMCP-ER	5.2 $\pm$ 0.8	0/25	7.3 $\pm$ 1.1	1274.7 $\pm$ 37.0	459.3 $\pm$ 25.7	1734.0

(a) Evaluation Results for Short-Action-Sequence Difficulty Level

Strategy	P.O	S.R	N.M	P.T	E.T	T.D
Classical replanning	16.5 $\pm$ 1.5	12/25	95.7 $\pm$ 18.4	166.8 $\pm$ 29.8	1171.4 $\pm$ 179.0	1338.3
<b>FD-Replan</b>	<b>19.5 <math>\pm</math> 0.0</b>	<b>21/25</b>	<b>35.2 <math>\pm</math> 4.8</b>	<b>69.2 <math>\pm</math> 8.4</b>	<b>687.8 <math>\pm</math> 33.5</b>	<b>757.0</b>
POMCP	1.2 $\pm$ 0.9	0/25	2.6 $\pm$ 1.8	1519.8 $\pm$ 99.9	118.4 $\pm$ 76.5	1638.2
POMCP-ER	5.0 $\pm$ 1.1	0/25	5.9 $\pm$ 0.6	1265.5 $\pm$ 121.3	412.6 $\pm$ 41.7	1678.1

(b) Evaluation Results for Long-Action-Sequence Difficulty Level

TABLE I: Summary of Evaluation Results for all difficulty levels: P.O - Average number of Packed Objects, S.R - Success Rate, N.M - Average number of mistakes, P.T - Planning Time, E.T - Execution Time, T.D - Total Duration

Strat.	SAS Ar. 1. H = 0.36			SAS Ar. 2. H = 0.42			SAS Ar. 3. H = 0.38			SAS Ar. 4. H = 0.33			SAS Ar. 5. H = 0.31		
	P.T	E.T	P.O	P.T	E.T	P.O	P.T	E.T	P.O	P.T	E.T	P.O	P.T	E.T	P.O
Class. R.	171.7	1205.1	17.0	172.2	1169.9	14.8	193.6	1330.5	18	187.0	1316.1	18.0	109.7	835.6	14.8
FD-R.	56.1	634.5	20.0	73.2	692.3	19.4	73.8	702.6	19.2	79.5	136.0	20.0	63.2	673.8	18.8
POMCP	1330.5	26.0	0.6	1577.6	48.7	0.2	1621.2	121.1	0.8	1612.3	188.0	2	1545.3	216.0	3.4
POMCP-ER	1253.7	501.1	6.2	1283.4	475.2	5.2	1309.5	428.7	5.6	1312.9	447.2	4.6	1214.1	444.5	4.2

(a) Raw data values for the Long-Action-Sequence Difficulty Level

Strat.	LAS Ar. 1. H = 0.37			LAS Ar. 2. H = 0.33			LAS Ar. 3. H = 0.49			LAS Ar. 4. H = 0.47			LAS Ar. 5. H = 0.35		
	P.T	E.T	P.O	P.T	E.T	P.O	P.T	E.T	P.O	P.T	E.T	P.O	P.T	E.T	P.O
Class. R.	147.5	1113.1	18.6	164.7	1245.8	20.0	129.9	993.7	20.0	145.6	1110.5	18.8	152.7	1136.2	18
FD-R.	51.5	609.3	20.0	69.5	686.3	20.0	63.4	639.5	19.8	63.4	716.6	20.0	54.4	583.0	20.0
POMCP	1325.7	24.78	0.4	1566.4	45.7	0.2	1611.2	112.1	0.8	1557.3	192.2	2	1538.5	217.2	2.6
POMCP-ER	1032.0	377.8	3.2	1339.3	412.3	6.4	1320.5	430.7	6	1267.6	480.3	5.2	1368.2	361.9	4.4

(b) Raw data values for the Short-Action-Sequence Difficulty Level

TABLE II: Full Evaluation Results for all difficulty levels. P.T - Planning Time, E.T - Execution Time, P.O - Number of Packed Objects, H - normalized entropy. The total number of objects to be packed in each trial was 20. These results are averages over 5 different runs for each arrangement.

Strategy	SAS Ar. 1			SAS Ar. 2			SAS Ar. 3			SAS Ar. 4			SAS Ar. 5		
	R.P	N.A	N.M	R.P	N.A	N.M	R.P	N.A	N.M	R.P	N.A	N.M	R.P	N.A	N.M
Classical Replanning	4.8	145.4	100.8	3.6	139.2	100.4	5.4	159.4	109.4	7.0	159.2	108.4	3.4	79.4	28.6
FD-Replan	3.4	79.4	28.6	2.0	82.8	38	3.6	84.2	36.2	2.8	89.8	42.2	4.0	81.6	31.2
POMCP	0	2.6	0.4	0	3	0.6	0.4	13	2.8	1.6	23	4.6	1.8	26.4	4.8
POMCP-ER	9.4	60.4	9	9.6	55.6	7.8	8.4	47	5.8	8.2	49	4.6	8	48.4	7

(a) Raw data values for the Long-Action-Sequence Difficulty Level

Strategy	LAS Ar. 1			LAS Ar. 2			LAS Ar. 3			LAS Ar. 4			LAS Ar. 5		
	R.P	N.A	N.M	R.P	N.A	N.M	R.P	N.A	N.M	R.P	N.A	N.M	R.P	N.A	N.M
Classical Replanning	4	133.8	85.6	6	149.6	95.2	4.4	122.4	73.2	5.8	133.8	82.8	5	135.2	87.8
FD-Replan	3.2	74.6	25	3.6	85.4	36.2	3.4	80.6	31	5.8	87.6	32.4	1.4	70.6	27
POMCP	0	2.4	0.4	0	2.6	0.6	0.4	12.6	3	1.6	21.2	4.2	1.8	24.4	4.6
POMCP-ER	7	43.2	6.2	8.2	48.4	5.6	10.4	50.6	5.6	8.8	52.6	7	6.6	41	5.2

(b) Raw data values for the Short-Action-Sequence Difficulty Level

TABLE III: Full Evaluation Results for all difficulty levels. R.P - Average number of retracted pick actions, N.A - Average number of actions taken, N.M - Average number of mistakes committed. These results are averages over 5 different runs for each arrangement.