

# FSPN: A NEW CLASS OF PROBABILISTIC GRAPHICAL MODEL

Ziniu Wu<sup>#</sup>, Rong Zhu<sup>#,\*</sup>, Andreas Pfadler, Yuxing Han, Jiangneng Li, Zhengping Qian, Kai Zeng, Jingren Zhou

Alibaba Group, Hangzhou Province, China  
 {ziniu.wzn, red.zr, andreaswernerrober, yuxing.hyx, jiangneng.ljn, zhengping.qzp, zengkai.zk jingren.zhou}@alibaba-inc.com  
<sup>#</sup>: Equally Contribution <sup>\*</sup>: Corresponding Author

## ABSTRACT

We introduce factorize-sum-split-product network (FSPN), a new class of probabilistic graphical model (PGM). FSPN is designed to overcome the drawbacks in expressiveness and tractability of other PGMs. Specifically, Bayesian network (BN) has low inference efficiency and sum-product network (SPN)’s performance significantly degrades in presence of highly correlated variables. FSPN absorbs their advantages by *adaptively* modeling the joint distribution of variables according to their dependence degree. It can simultaneously attain the two desirable goals—*high estimation accuracy* and *fast inference speed*. We present efficient probability inference and structure learning algorithms for FSPN, along with theoretical analysis and extensive evaluation evidence. Our experimental results on the benchmark datasets indicate that FSPN is a new state-of-the-art PGM.

## 1 INTRODUCTION

Probabilistic graphical model (PGM), a rich framework for representing probability distributions, aims at building *expressive* and *tractable* models for high-dimensional complex data. In comparison with deep generative models containing many hidden layers, which are “black-box” approximators, PGMs tend to be much more interpretable and faster in inference. They are more applicable in lots of ML tasks such as online casual inference Pearl et al. (2009) and query selectivity estimation Getoor & Taskar (2001), which have strict requirements on both inference accuracy and speed of the deployed models. Therefore, PGMs have recently re-attracted considerable research interests in the ML community Zheng et al. (2018); Scanagatta et al. (2019); Paris et al. (2020). Much efforts Rooshenas & Lowd (2014); Vergari et al. (2015); Desana & Schnörr (2020) have been devoted to improving the expressiveness (probability inference accuracy) and tractability (inference speed) of PGMs. However, designing highly expressive and tractable PGMs remains a challenging task.

**Challenges of PGMs.** The most well-known PGM—Bayesian network (BN), models a set of random variables as a directed acyclic graph (DAG) where each variable (node) is conditionally independent of others given its parents. It can accurately and compactly model data distribution with any variable dependence degree. However, marginal probability inference on BN is computationally expensive, sometimes intractable. Even worse, structure learning of BN is NP-hard Chickering (1996). Another class of PGM—Markov random field (MRF), models the joint PDF as an undirected graph. However, marginal probability inference on MRF is [still](#) difficult Koller & Friedman (2009); Murphy (2012). Even computing the likelihood of a single data point is intractable.

To improve tractability, Poon & Domingos (2011) proposed a new class of PGM, the sum-product network (SPN). SPNs are recursively defined as weighted sums of smaller SPNs on data partitions, or products of smaller SPNs on independent variable subsets, with univariate distributions as the base case. While the probability inference time on an SPN is linear w.r.t. its node size, SPNs can only accurately characterize the joint PDF of weakly correlated variables Martens & Medabalimi (2014). For highly correlated variables, their joint PDF is difficult to split into smaller ones where they are locally independent. As a result, the learned SPN becomes very deep and heavily overfitting, which may greatly degrade estimation accuracy. Prior works Rooshenas & Lowd (2014); Vergari

et al. (2015); Desana & Schnörr (2020) have tried to incorporate BNs or MRFs into SPNs to resolve this drawback. However, these methods may significantly slow down the inference speed.

In summary, existing PGMs tend to be intrinsically slow w.r.t. probability inference or inherently inaccurate w.r.t. probability estimation. To the best of our knowledge, no existing class of PGM has so far addressed the trade-off between tractability and expressiveness in a truly satisfactory manner.

**Our Contributions.** The key reason of existing PGMs’ drawbacks is that they only utilize a single approach to decompose the joint PDF. BN applies conditional factorization, which is accurate but difficult for inference. SPN uses local independent factorization, which makes the model tractable but causes large errors in the presence of strongly correlated variables. This naturally leads us to the following question: *if we could combine the strength of the two factorization approaches, is it possible to design a new type of PGM that is both accurate in estimation and fast for inference?* To this end, we propose factorize-sum-split-product network (FSPN) in this paper. FSPN is a versatile PGM to achieve high expressiveness and tractability at the same time.

The main idea of FSPN is to *adaptively* decompose the joint PDF of variables based on their dependence degree. Specifically, FSPN separates the set of highly correlated variables from the rest by conditional factorization without loss of precision and processes each part accordingly. For highly correlated variables, their values are *interdependent*, so a multivariate PDF using some dimension reduction techniques McGee & Carleton (1970); Wang (2015) is more suitable to model them. For the remaining weakly correlated variables, local independence commonly exists, so that their joint PDF can be split into small regions where they are mutually independent. FSPN recursively applies the above operations to model the joint PDF in a compact tree structure. We show that, FSPN is a very general PGM, which subsumes SPN and discrete BN as special cases.

FSPN absorbs existing PGMs’ advantages while overcomes their drawbacks. First, FSPN is highly expressive as both factorization approaches are used in an adaptive manner. FSPN can compactly and accurately model the joint PDF of variables with any degree of dependence. Second, FSPN models are tractable as their inference time is near linear w.r.t. its node size. Third, structure learning of FSPN is efficient. A local optimal structure can be easily and efficiently obtained. In our evaluation, FSPN consistently outperforms BN and SPN on datasets with varied variable dependence degree. It achieves an inference speed of up to  $680\times$  in comparison with BN and decreases the estimation error by up to  $144\times$  in comparison with SPN. On a series of PGM benchmark datasets, FSPN also achieves state-of-the-art performance. In summary, our contributions are as follows:

- We propose FSPN, a novel and general PGM that simultaneously attains high estimation accuracy and fast inference speed (Section 3).
- We design an efficient inference algorithm for FSPN, which runs in near linear time w.r.t. its node size (Section 4).
- We devise an efficient structure learning algorithm for FSPN, which returns a locally maximum likelihood structure (Section 5).
- We conduct extensive experiments to demonstrate the superiority of FSPN on both synthetic and benchmark datasets (Section 6).

## 2 BACKGROUND AND RELATED WORK

In this section, we briefly review some background knowledge and related work on PGMs. Let  $X = \{X_1, \dots, X_m\}$  be a set of  $m$  random variables and  $D \in \mathbb{R}^{n \times m}$  be a training data matrix. A PGM aims at building a compact generative model  $\Pr_D(X)$  on  $X$  such that: 1)  $\Pr_D(X)$  can be accurately learned to approximate the joint PDF  $\Pr(X)$ ; and 2) marginal probabilities can be inferred efficiently using  $\Pr_D(X)$ . Until now, building a PGM that fulfills these two goals remains non-trivial. We review two classes of well-known PGMs as follows.

**Bayesian Network (BN)** represents the joint PDF  $\Pr(X)$  of  $X$  as a DAG based on the conditional independence assumption. Such a representation is exact when the BN structure accurately captures the causal relations among variables. Therefore, it is an expressive and explainable PGM. However, marginal probability inference for BN has a high time complexity and is sometimes even intractable. Exact inference methods, such as variable elimination and belief propagation Koller & Friedman (2009), have exponential time complexity w.r.t. its node size. Approximate inference methods, such as sampling Gelfand (2000); Andrieu et al. (2003) and loopy belief propagation Murphy et al. (2013),

Table 1: A comparison on the properties of different PGMs.

PGM	Factorization Approach	Model Expressiveness	Inference Speed	Structure Learning
BN	Conditional Factorization	High	Slow (NP-Hard)	Hard (NP-Hard)
SPN	Independent Factorization	Limited	Fast (P)	Easy (P)
<b>FSPN</b>	<b>Conditional + Independent</b>	<b>High</b>	<b>Fast(P)</b>	<b>Easy (P)</b>

reduce the time cost but sacrifice estimation accuracy. Moreover, the structure learning problem for BN is NP-hard. Existing exact methods rely on either combinatorial search in a super-exponential space Chickering & Heckerman (1997) or numerical optimization with high time complexity Zheng et al. (2018); Yu et al. (2019). Some approximate methods speed up the learning process by heuristic pruning rules Scanagatta et al. (2015); Ramsey et al. (2017). However, the learned BN structure may be inaccurate, which in turn heavily degrades the probability estimation accuracy.

Unlike BN, a Markov random field (MRF) models the joint PDF of variables as an undirected graph. The marginal probability inference on MRF involves computing the normalizing factor of the potential functions, the complexity of which is exponential w.r.t. the tree width of the underlying graph. Therefore, MRFs are not suitable for probability inference tasks and thus mainly used for data generation and pattern recognition Li (2009).

**Sum-Product Network (SPN)** models the joint PDF as a tree structure whose root node represents  $\Pr_D(X)$ . Each node recursively generates its children which represent simpler PDFs. Specifically, a sum node generates its children by splitting the data  $D'$  into  $D'_1, D'_2, \dots, D'_k$  such that  $\Pr_{D'}(X') = \sum_j w_j \Pr_{D'_j}(X')$  with weight  $w_j$ . A product node partitions variables  $X'$  into mutually independent subsets  $S_1, S_2, \dots, S_d$  such that  $\Pr_{D'}(X') = \prod_i \Pr_{D'}(S_i)$ . A leaf node maintains a univariate distribution  $\Pr_{D'}(X')$  of a single variable  $X'$ . The marginal probability could be computed in linear time by a bottom-up traversal on SPN. Meanwhile, a number of methods has been proposed to efficiently learn the structure of SPN Gens & Domingos (2012; 2013); Peharz et al. (2013); Butz et al. (2018); Trapp et al. (2019). By Poon & Domingos (2011), SPN generalizes several PGMs such as thin junction tree Checheta & Guestrin (2008) and hierarchical mixture models Zhang (2004).

SPN can approximate the  $\Pr(X)$  accurately when it can be decomposed into small regions where variables are mutually independent. However, when there exist strongly correlated variables in  $X$ , the product operation is unable to split them and SPN would repeatedly use the sum operation to split  $D'$  into very small volumes, i.e.,  $|D'| = 1$  in extreme. In this situation, the estimation accuracy of SPN is low due to heavy over-fitting, and inference speed is slower owing to a larger node size. Later, some variations of SPN have been proposed to resolve this drawback. Desana & Schnörr (2020) designs SPGM, which incorporates a BN into SPN to model dependence of partial variables. Rooshenas & Lowd (2014) and Vergari et al. (2015) apply BN and MRF to model  $\Pr_{D'}(X')$  as leaf nodes if variables in  $X'$  are still not locally independent after using sum operation repeatedly. As a result, using BN or MRF in these methods significantly slows down the inference speed.

**Summary.** We summarize the properties of BN and SPN in Table 1. BN and SPN apply the conditional and independent factorization approaches to decompose the joint PDF, respectively. However, each factorization approach has its intrinsic limitation: inefficient inference or inaccurate estimation. To resolve these drawbacks, we combine the advantages of both approaches in order to design a new PGM, which attains both estimation accuracy and inference efficiency at the same time.

### 3 THE FSPN MODEL

In this section, we propose the factorize-split-sum-product network (FSPN), a new class of PGM. FSPNs represent the joint PDF of a set of random variables in a tree structure. In our evaluation, FSPN outperforms BN and SPN in terms of both estimation accuracy and inference speed.

**Main Idea.** FSPN adaptively applies both conditional and independent factorization approaches to decompose variables  $X$  with different dependence degree. Specifically, let  $H$  be a set of highly correlated variables in  $X$ , e.g., whose pairwise correlation values are above certain threshold. An SPN can not accurately and efficiently model  $\Pr(X)$  in presence of  $H$ . Therefore, we first decompose

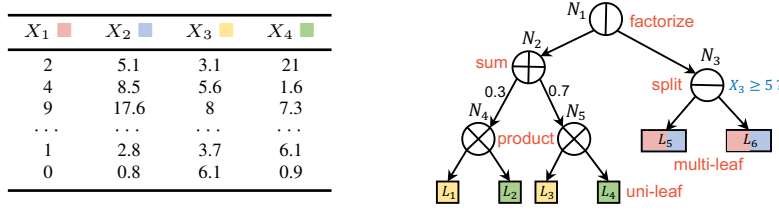


Figure 1: An data table of four variables and its corresponding FSPN.

$\Pr(X)$  as  $\Pr(X) = \Pr(X-H) \cdot \Pr(H|X-H)$  by the conditional factorization approach and model each distribution accordingly.

For  $\Pr(H|X-H)$ , each value  $x$  of  $X-H$  specifies a conditional PDF  $\Pr(H|x)$ . To compactly model  $\Pr(H|X-H)$ , we partition  $X-H$  into multiple ranges  $R_1, R_2, \dots, R_t$  such that for any  $x, x'$  in the same  $R_i$ ,  $\Pr(H|x) = \Pr(H|x')$  roughly holds. Then, we only need to maintain one PDF  $\Pr_i(H)$  for each  $R_i$ . As variables in  $H$  are interdependent, we can model  $\Pr_i(H)$  as a multivariate PDF using sparse distribution modeling Wang (2015) and dimension reduction techniques such as PCA/ICA and piece-wise regression McGee & Carleton (1970). For  $\Pr(X-H)$ , we can recursively separate each set of highly correlated variables from  $X-H$  using the above method until the remaining variables  $W \subseteq X-H$  are weakly correlated. As local independence highly likely holds on  $W$ , we can apply the independent factorization approach to further decompose  $\Pr(W)$ . Specifically,  $\Pr(W)$  is split into multiple small regions where variables in  $W$  are locally independent. Then, for each region, we maintain a univariate distribution  $\Pr(X_j)$  for each variable  $X_j \in W$ .

**Formal Definition.** Given a set of variables  $X$  and training data matrix  $D$ , let  $\mathcal{F}$  denote the FSPN modeling the joint PDF  $\Pr_D(X)$ . Each node  $N$  in  $\mathcal{F}$  either represents a PDF  $\Pr_{D'}(S)$  of a variable subset  $S \subseteq X$  on a data subset  $D' \subseteq D$ ; or a conditional PDF  $\Pr_{D'}(S|C)$  of  $S$  conditioned on variables  $C \subseteq X-S$  on  $D'$ . The root node of  $\mathcal{F}$  with  $S = X, D' = D$  exactly represents  $\Pr_D(X)$ . Each node  $N$  decomposes the distribution  $\Pr_{D'}(S)$  or  $\Pr_{D'}(S|C)$  according to the following operations:

- **Factorize:** Given the PDF  $\Pr_{D'}(S)$ , let  $H \subseteq S$  be a set of highly correlated attributes. We have  $\Pr_{D'}(S) = \Pr_{D'}(S-H) \cdot \Pr_{D'}(H|S-H)$ . The factorize node generates the left child and right child to process the PDF  $\Pr_{D'}(S-H)$  and conditional PDF  $\Pr_{D'}(H|S-H)$ , respectively.
- **Sum:** Given the PDF  $\Pr_{D'}(S)$ , we can partition the data  $D'$  into subsets  $D'_1, D'_2, \dots, D'_k$ . The sum node creates the  $i$ -th child to process the PDF  $\Pr_{D'_i}(S)$  for each  $1 \leq i \leq k$ . We can regard  $\Pr_{D'}(S)$  as mixture models, i.e.,  $\Pr_{D'}(S) = \sum_i w_i \Pr_{D'_i}(S)$  where  $w_i$  is the weight of the  $i$ -th child.
- **Product:** Given the PDF  $\Pr_{D'}(S)$ , assume that we can partition  $S$  into mutually independent subsets of variables  $S_1, S_2, \dots, S_d$  on  $D'$ , i.e.,  $\Pr_{D'}(S) = \prod_j \Pr_{D'}(S_j)$ . Then, the product node creates the  $j$ -th child to process PDF  $\Pr_{D'}(S_j)$  for each  $1 \leq j \leq d$ .
- **Uni-Leaf:** Given the PDF  $\Pr_{D'}(S)$ , if  $|S| = 1$ , we create a leaf node with the univariate distribution  $\Pr_{D'}(S)$ .
- **Split:** Given the conditional PDF  $\Pr_{D'}(S|C)$ , we partition the data  $D'$  into regions  $D'_1, D'_2, \dots, D'_t$  by the value of variables in  $C$ . The split node generates the  $\ell$ -th child to model the conditional PDF  $\Pr_{D'_\ell}(S|C)$  for  $1 \leq \ell \leq t$ . For each value  $c$  of  $C$ ,  $\Pr_{D'}(S|c)$  is modeled on exactly one child as  $\Pr_{D'_\ell}(S|c)$ . Note that the different semantic of split and sum nodes. A split node separately models  $\Pr_{D'}(S|C)$  for different values of variables in  $C$  while a sum node decomposes the large model  $\Pr_{D'}(S)$  into smaller models on  $S$ .
- **Multi-Leaf:** Given the conditional PDF  $\Pr_{D'}(S|C)$ , if  $S$  is independent of  $C$  on  $D'$ ,  $\Pr_{D'}(S|c)$  stays the same for any value  $c$  of variables in  $C$ . At this time, we create a leaf node to represent the multivariate distribution  $\Pr_{D'}(S)$ .

The above operations are recursively applied in order to model the joint PDF as a tree structure. Factorize, sum, product and uni-leaf nodes represent PDFs while split and multi-leaf nodes represent conditional PDFs. As an example, Figure 1 illustrates the FSPN for the four variables in the data table. The two highly correlated attributes  $X_1, X_2$  are first separated from  $X_3, X_4$  on node  $N_1$ .  $\Pr(X_3, X_4)$  are decomposed by sum (on node  $N_2$ ) and product (on nodes  $N_4, N_5$ ) operations. The uni-leaf nodes  $L_1, L_3$  and  $L_2, L_4$  models  $\Pr(X_3)$  and  $\Pr(X_4)$ , respectively.  $\Pr(X_1, X_2|X_3, X_4)$  are split into two regions by the value of  $X_3$  on node  $N_3$ . On each region,  $X_1, X_2$  are independent of  $X_3, X_4$  and modeled as multi-leaf nodes  $L_5$  and  $L_6$ .

**Generality of FSPN.** We show that FSPN subsumes SPN and discrete BN models. Clearly, if we disable the factorize operation, FSPN degenerates to the SPN model; if we only apply the factorize, product, split, uni-leaf and multi-leaf operations, FSPN could equally represent a discrete BN model. Due to space limits, we put the details on how a joint PDF represented by SPN or discrete BN can be equivalently modeled by a FSPN in Appendix A. Based on the transformation process, we obtain the following proposition, which shows that the model size of an equivalent FSPN is bounded above by the model size of an SPN or BN.

**Proposition 1** *Given a set of random variables  $X$  and data matrix  $D$ , if  $\Pr_D(X)$  can be represented by an SPN or BN with model size  $M$ , then there exists an equivalent FSPN modelling  $\Pr_D(X)$  with model size no larger than  $M$ .*

As shown in the last row of Table 1, FSPN combine the strengths of BN and SPN. FSPN tends to be more compact than SPN and the probabilities may be computed in near linear time w.r.t. node size. Unlike BN, the structure of FSPN can be accurately and efficiently learned. Unlike SPN, FSPN can adaptively process variables with any degree of dependence. Therefore, FSPN allows more accurate probability estimates. We now discuss the details of probability inference and structure learning of FSPN in Section 4 and 5, respectively.

## 4 PROBABILITY INFERENCE ON FSPN

In this section, we describe the probability inference algorithm FSPN-INFER. Given the set of variables  $X = \{X_1, \dots, X_m\}$ , the data matrix  $D$ , and its corresponding FSPN  $\mathcal{F}$  of the PDF  $\Pr_D(X)$ , we can efficiently compute the marginal probability of any event  $E$  of  $X$ . Without loss of generality, we can represent any event  $E$  in the probability space as a hyper-rectangle:  $L_1 \leq X_1 \leq U_1, L_2 \leq X_2 \leq U_2, \dots, L_m \leq X_m \leq U_m$ , where any operator  $\leq$  can also be substituted with  $<$ .  $L_i$  and  $U_i$  represent the lower and upper bound of variable  $X_i$ , respectively. We have  $L_i = -\infty$  or  $U_i = \infty$  if  $E$  has no constraint on left or right side of  $X_i$ . If the constraint of  $E$  on a variable contains discontinuous intervals, we may split it into several events satisfying the above form.

FSPN-INFER takes the FSPN  $\mathcal{F}$  and an event  $E$  as inputs, and outputs the probability  $\Pr_D(E) = \Pr_D(X \in E)$ . Let  $N$  be the root node of  $\mathcal{F}$  (line 1). For any node  $N'$  in  $\mathcal{F}$ , let  $\mathcal{F}_{N'}$  denote the FSPN rooted at  $N'$ . FSPN-INFER computes  $\Pr_D(E)$  in a recursive manner by the following rules:

- In the base case (lines 2–3) where  $N$  is a uni-leaf node, we directly return the probability of  $E$  on the univariate PDF.
- If  $N$  is a sum (lines 4–7) or product node (lines 8–11), let  $N_1, N_2, \dots, N_t$  be all of its children. We can further call FSPN-INFER on  $\mathcal{F}_{N_i}$  and  $E$  for each  $1 \leq i \leq t$  to obtain the probability on the PDF represented by each child. Then, node  $N$  computes a weighted sum (for sum node) or multiplies (for product node) these probabilities together to obtain  $\Pr_D(E)$ .
- If  $N$  is a factorize node (lines 12–18), let  $N_L$  and  $N_R$  be its left child and right child. Assume  $N_L$  and  $N_R$  of  $N$  representing the PDF  $\Pr_D(W)$  and the conditional PDF  $\Pr_D(H|W)$ , respectively. We have  $\Pr_D(E) = \sum_{e \in E} \Pr_D(e_W) \cdot \Pr_D(e_H|e_W)$ , where  $e_W$  and  $e_H$  represent the values of  $e$  on variables  $W$  and  $H$ , respectively. Let  $L_1, L_2, \dots, L_t$  be all multi-leaf nodes of  $N_R$ . Each  $L_i$  is defined on a sub-range of  $W$  and maintains the PDF  $\Pr_i(H) = \Pr_D(H|w)$ , which stays the same for all  $w$  in this sub-range. Each sub-range also forms a hyper-rectangle, which is ensured by our structure learning algorithm described in the next section. For different  $e_W$ ,  $\Pr_D(H|e_W)$  is represented by different PDFs on  $L_i$ . Therefore, we need to partition the range of  $E$  into  $E_1, E_2, \dots, E_t$  in terms of  $W$  to compute  $\Pr_D(E)$ .  $E_i$  represents the sub-range of  $E$  whose values of  $W$  fall in  $L_i$ , which could also be interpreted as a valid event since its range is also a hyper-rectangle. Then, we have

$$\Pr_D(E) = \sum_{e \in E} \Pr_D(e_W) \cdot \Pr_D(e_H|e_W) = \sum_{i=1}^t \sum_{e \in E_i} \Pr_D(e_H|e_W) \cdot \Pr_D(e_W) = \sum_{i=1}^t \left[ \sum_{e_H \in E_i} \Pr_i(e_H) \cdot \sum_{e_W \in E_i} \Pr_D(e_W) \right]. \quad (1)$$

The probability  $p_i = \sum_{e \in E_i} \Pr_i(e_H)$  of  $E_i$  on  $H$  could be directly obtained from the multi-leaf  $L_i$ . The probability  $q_i = \sum_{e \in E_i} \Pr_D(e_W)$  of  $E_i$  on  $W$  can be obtained by calling FSPN-INFER on  $\mathcal{F}_{N_L}$ , the FSPN rooted at the left child of  $N$ , and  $E_i$ . Then we sum all  $p_i \cdot q_i$  together to get  $\Pr_D(E)$ . Similarly, for the evidence probability inference  $\Pr_D(Q|E=e)$  where  $Q, E$  are disjoint subsets of  $X$ . We can obtain  $\Pr_D(Q, E=e)$  and  $\Pr_D(E=e)$  on the FSPN to compute  $\Pr_D(Q|E=e)$ .

**Algorithm** FSPN-INFER( $\mathcal{F}, E$ )

---

```

1: let  $N$  be the root node of  $\mathcal{F}$ 
2: if  $N$  is uni-leaf node then
3:   return  $\Pr_D(E)$  by the univariate PDF on  $N$ 
4: else if  $N$  is a sum node then
5:   let  $N_1, N_2, \dots, N_t$  be the children of  $N$  with weights  $w_1, w_2, \dots, w_t$ 
6:    $p_i \leftarrow \text{FSPN-INFER}(\mathcal{F}_{N_i}, E)$  for each  $1 \leq i \leq t$ 
7:   return  $\sum_{i=1}^t w_i p_i$ 
8: else if  $N$  is a product node then
9:   let  $N_1, N_2, \dots, N_t$  be the children of  $N$ 
10:   $p_i \leftarrow \text{FSPN-INFER}(\mathcal{F}_{N_i}, E)$  for each  $1 \leq i \leq t$ 
11:  return  $\prod_{i=1}^t p_i$ 
12: else
13:  let  $N_L$  be the left child on variables  $W$  and  $N_R$  be the right child
14:  let  $L_1, L_2, \dots, L_t$  be the multi-leaf nodes of  $N_R$ 
15:  split  $E$  into  $E_1, E_2, \dots, E_t$  by regions of  $L_1, L_2, \dots, L_t$ 
16:  get  $p_i$  of  $E_i$  on variables  $X - W$  from the multivariate PDF on  $L_i$  for each  $1 \leq i \leq t$ 
17:   $p_i \leftarrow \text{FSPN-INFER}(\mathcal{F}_{N_L}, E_i)$  for each  $1 \leq i \leq t$ 
18:  return  $\sum_{i=1}^t p_i \cdot q_i$ 

```

---

As an example, consider the event  $E : 1 \leq X_1 \leq 7, 3 \leq X_3 \leq 6$  for the FSPN in Figure 1. First, on the factorize root node  $N_1$ , we split the range of  $E$  into two ranges  $E_1 : 1 \leq X_1 \leq 7, 3 \leq X_3 < 5$  and  $E_2 : 1 \leq X_1 \leq 7, 5 \leq X_3 \leq 6$  by the ranges of multi-leaf nodes  $L_4$  and  $L_5$ . In both  $E_1$  and  $E_2$ , the probability of  $X_1$  is independent of  $X_3$ . The probability of  $X_1$  in  $E_1$  and  $E_2$  is computed from  $L_4$  and  $L_5$ , respectively. Then, the probability of  $X_3$  in both  $E_1$  and  $E_2$  is computed from the FSPN rooted at  $N_2$ . At last, we multiply and sum them together to obtain the probability of  $E$ .

Computing the probability of any range on each leaf node can be done in  $O(1)$  time Gens & Domingos (2013). Let  $f$  and  $l$  be the number of factorize and multi-leaf nodes in  $\mathcal{F}$ . The maximum number of ranges to be computed on each node is  $O(l^f)$ , so the inference time of FSPN is  $O(l^f n)$ . Actually,  $f$  tends to be a very small number (near  $O(1)$ ) and the probability of multiple ranges could be computed in parallel. Therefore, we have the following proposition regarding the inference time cost of FSPN. In our evaluations, inference on FSPN is 1–3 orders of magnitude faster than BN and SPN.

**Proposition 2** *Given a FSPN  $\mathcal{F}$  representing  $\Pr_D(X)$  with  $n$  nodes and any event  $E$  of  $X$ , the marginal probability  $\Pr_D(E) = \Pr_D(X \in E)$  can be obtained in near  $O(n)$  time on  $\mathcal{F}$ .*

## 5 STRUCTURE LEARNING OF FSPN

In this section, we discuss the structure learning algorithm LEARN-FSPN of FSPN. LEARN-FSPN takes as inputs a data matrix  $D$ , two sets  $X$  and  $C$  of variables, and outputs the FSPN for  $\Pr_D(X|C)$ . Initially, we can call LEARN-FSPN( $D, X, \emptyset$ ) to build the FSPN on  $\Pr_D(X)$ . LEARN-FSPN generally works in a top-down manner by recursively identifying different operations to decompose the joint PDF into small and tractable PDFs. Due to space limits, we put the pseudocode of LEARN-FSPN in Appendix B. The main steps of the algorithm are described as follows:

1. *Separating highly and weakly correlated variables:* when  $C = \emptyset$ , LEARN-FSPN detects whether there exists a set  $H$  of highly correlated attributes since the principle of FSPN is to separate them with others as early as possible. We find  $H$  by examining pairwise correlations and then group variables whose correlation value is larger than a threshold  $\tau$ . If  $H \neq \emptyset$ , we add a factorize node to split  $\Pr_D(X)$ . The left child and right child recursively call LEARN-FSPN to model  $\Pr_D(X - H)$  and  $\Pr_D(H|X - H)$ , respectively.

2. *Modeling weakly correlated variables:* when  $C = \emptyset$  and there do not exist highly correlated variables in  $X$ , we try to split  $\Pr_D(X)$  into small regions where variables in  $X$  are locally independent. Specifically, if  $X$  contains only one variable, we model the univariate distribution  $\Pr_D(X)$  using maximum likelihood estimation (MLE) of parameters. This can be done by applying a multinomial Dirichlet distribution for discrete variables or a Gaussian mixture model for continuous ones. Otherwise, we first try to partition  $X$  into mutually independent subsets using an independence test oracle. If  $X$  can be partitioned as  $S_1, S_2, \dots, S_k$ , we add a product node and call LEARN-FSPN

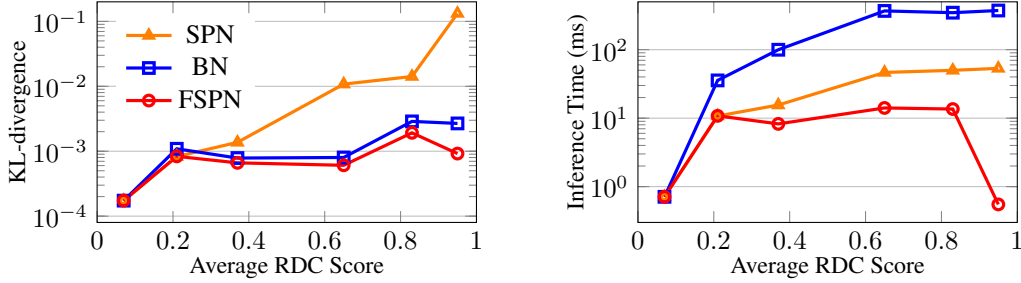


Figure 2: Evaluation results on synthetic data.

to model  $\Pr_D(S_i)$  on each child. If not, we apply the EM algorithm to cluster instances  $D$  into  $D_1, D_2, \dots, D_t$ , add a sum node and call LEARN-FSPN to model  $\Pr_{D_i}(X)$  on each child.

**3. Modeling conditional PDFs:** when  $C \neq \emptyset$ , LEARN-FSPN tries to model the conditional PDF  $\Pr_D(X|C)$ . At this time, variables in  $X$  must be highly correlated. First, we test if  $X$  is independent of  $C$  on  $D$  by the oracle. If so, we can learn the MLE parameters of multivariate distribution  $\Pr_D(X)$ , such as the multi-dimensional Dirichlet distribution or Gaussian mixture model. If not, we use the EM algorithm to cluster instances in  $D$  to  $D'_1, D'_2, \dots, D'_t$  in terms of  $C$ . Then, we add a split node and call LEARN-FSPN to model  $\Pr_{D'_i}(X|C)$  on each child.

Note that, LEARN-FSPN should be viewed as a framework rather than a specific algorithm, since we can choose different independent test oracles and EM clustering algorithms such as Neal & Hinton (1998). Moreover, any structure learning optimization Bueff et al. (2018); Jaini et al. (2018); Kalra et al. (2018); Trapp et al. (2019) for SPNs can be also incorporated into LEARN-FSPN.

Next, we show that LEARN-FSPN returns an FSPN which locally maximizes the likelihood. The analysis proceeds in a bottom-up manner. First, on both uni-leaf and multi-leaf nodes, the parameters of distribution are learned using MLE. Second, the independence test oracle used in the product node factorize the joint PDF into a product of independent ones, which causes no likelihood loss. Third, for the EM methods used in sum and split nodes, the nodes can locally maximize the likelihood if all children locally maximize the likelihood Gens & Domingos (2013). Fourth, the factorize node uses the exact probability conditional factorization, which causes no likelihood loss. Therefore, we have the following proposition.

**Proposition 3** *Given a set of random variables  $X$  and data  $D$ , LEARN-FSPN can return a local MLE FSPN  $\mathcal{F}$  of  $\Pr_D(X)$  with independence test oracles and EM algorithms.*

## 6 EVALUATION RESULTS

In this section, we report the evaluation results on both synthetic and real-world benchmark data.

**Results on Synthetic Data.** First, we demonstrate the superiority of FSPN over existing PGMs on six synthetic datasets with varied degree of dependence between variables. The dependence degree is evaluated as the average RDC score Lopez-Paz et al. (2013) between variables, which ranges from 0.07 to 0.95. Each dataset contains  $10^8$  rows on 20 variables with different domains. We sampled  $10^5$  rows for training PGMs and  $10^4$  rows for tuning hyper-parameters. During testing, we randomly generate  $10^2$  evidence queries  $\Pr(Q|E=e)$ . We uniformly select 2–4 variables as  $Q$ , 6–10 variables as  $E$  and assign a value  $e$  of  $E$ . To measure inference accuracy we use the KL-divergence between the true distribution and the estimated one by the learned PGM.

We compare our FSPN with BN and SPN. SPN is learned using the method from Rahman & Gogate (2016) on mixed domains. For structure learning of BN we rely on the Pomegranate package Schreiber (2018). The reason for choosing these implementations is that they provide the best results of SPN and BN on the synthetic dataset. Other start-of-the-art variations of BNs and SPNs, described in Table 2 either work only on binary domains or do not support probability inference given evidence. For fairness, we apply an exhaustive grid search over the hyper-parameters of each model and report the best result. Figure 2 reports the evaluation results in terms of the two criteria: KL-divergence for inference accuracy and the inference time for efficiency. We clearly observe that:

Table 2: Average test log-likelihoods on discrete datasets.

Dataset	# of vars	FSPN (ours)	LearnSPN	BayesSPN	SPGM	SPN-BTB	ID-SPN	MT	WinMine
NLTCS	16	-6.05	-6.11	-6.02	<b>-5.99</b>	-6.14	-6.00	-6.01	-6.03
MSNBC	17	<b>-6.01</b>	-6.11	-6.03	-6.03	-6.03	-6.06	-6.07	-6.04
KDD	65	-2.14	-2.18	-2.13	-2.13	<b>-2.12</b>	<b>-2.12</b>	-2.13	-2.18
Plants	69	<b>-12.00</b>	-12.98	-12.94	-12.71	-12.09	-12.68	-12.95	-12.65
Audio	100	-40.02	-40.50	-39.79	-39.90	<b>-39.62</b>	-39.77	-40.08	-40.50
Jester	100	-52.39	-53.48	-52.86	-52.83	-52.87	-52.42	-53.08	<b>-51.07</b>
Netflix	100	-57.12	-57.33	-56.80	-56.42	-56.37	<b>-56.31</b>	-56.74	-57.02
Accidents	111	-26.99	-30.04	-33.89	<b>-26.89</b>	-26.98	-34.10	-29.63	-26.32
Retail	135	<b>-10.83</b>	-11.04	<b>-10.83</b>	<b>-10.83</b>	-10.85	<b>-10.83</b>	<b>-10.83</b>	-10.87
Pumsb-star	163	<b>-22.04</b>	-24.78	-31.96	-22.15	-22.40	-31.34	-23.71	-21.72
DNA	180	-80.97	-82.52	-92.84	<b>-79.88</b>	-81.21	-92.95	-85.14	-80.64
Kosarak	190	-10.66	-10.99	-10.77	<b>-10.57</b>	-10.60	-10.74	-10.62	-10.83
MSWeb	294	<b>-9.60</b>	-10.25	-9.89	-9.81	-9.61	-9.88	-9.85	-9.69
Book	500	<b>-33.81</b>	-35.89	-34.34	-34.18	-33.81	-34.13	-34.63	-36.41
EachMovie	500	-50.69	-52.49	-50.94	-54.08	<b>-50.26</b>	-51.66	-54.60	-54.36
WebKB	839	<b>-149.72</b>	-158.20	-157.33	-154.55	-149.85	-156.02	-156.86	-157.43
Reuters-52	889	-81.62	-85.07	-84.44	-85.24	<b>-81.59</b>	-84.31	-85.90	-87.55
20 Newsgrp	910	-155.30	-155.93	<b>-151.95</b>	-153.69	—	-151.99	-154.24	-158.94
BBC	1,058	-252.81	-250.69	-254.69	-255.22	<b>-226.35</b>	-249.70	-261.84	-257.86
AD	1,556	-15.46	-19.73	-63.80	-14.30	<b>-13.59</b>	-19.05	-16.02	-18.34

• The performance of FSPN is consistently better than BN and SPN for both criteria. It decreases the estimation error by up to  $144\times$  in comparison with SPN while improving the inference speed by up to  $680\times$  in comparison with BN.

• For BN, its estimation error is slightly higher than FSPN. The inference time of BN is very costly, which is 1–3 orders of magnitude slower than others.

• For SPN, we observe comparable performance with FSPN on weakly correlated data ( $RDC \leq 0.2$ ). When the dependence degree gets larger, both the estimation accuracy and inference efficiency significantly degrade. This implies that SPN only works well when there exist local independence between variables.

In addition, we present the superiority of FSPN in terms of the model size over SPN and BN, and number of nodes over SPN in Appendix C. In summary, this set of experiments verifies that FSPN is a highly expressive and tractable PGM, which provides both accurate results and fast inference.

**Benchmark Testing.** Next, we compare FSPN with the current state-of-the-art methods on 20 real-world benchmark datasets used in the literature Gens & Domingos (2013). Table 2 reports the test log-likelihood scores of FSPN and other PGMs. Specifically, LearnSPN Gens & Domingos (2013) is the most widely used SPN structure learning method. BayesSPN Trapp et al. (2019) is an SPN with Bayesian structure learning. SPGM Desana & Schnörr (2020) is a hybrid model of BN and SPN. SPN-BTB Vergari et al. (2015) and ID-SPN Rooshenas & Lowd (2014) use BN and MRF as leaf nodes to enhance the performance of SPN, respectively. MT stands for the mixture of tree models Meila & Jordan (2000). WinMine is one of the most sophisticated BN learning package Chickering (2002). Similarly, we also apply an exhaustive grid search over the hyper-parameters of each model and report the best result. We can see that:

- FSPN achieves the best performance on the highest number (seven) of datasets.
- FSPN outperforms LearnSPN, BayesSPN, MT and WinMine in nearly all datasets. This is because LearnSPN and BayesSPN can not accurately model the joint PDF in presence of highly correlated variables. The expressiveness of MT is inherently low since its model complexity is not as high as others, and the BN structure learned by WinMine may miss true or contain noisy dependence between variables.
- The performance SPGM, SPN-BTB and ID-SPN is slightly worse than FSPN and much better than others. This is because they use embedded BNs or MRFs in their structure to overcome the drawbacks of SPN. However, such embedded components would result in slow inference speed.

In summary, the experimental results show that FSPN attains state-of-the-art performance.



## 7 CONCLUSIONS

In this paper we propose FSPN, a novel and general PGM that subsumes BN and SPN. FSPN overcomes their drawbacks by adaptively modeling the joint distribution of variables with any dependence degree. It is a PGM that achieves high expressiveness and tractability at the same time. We design a near linear time marginal probability inference algorithm and a local MLE structure learning algorithm for FSPN. Our extensive evaluation results on benchmark datasets demonstrate that FSPN attains state-of-the-art performance. Based on these promising results, we affirmatively believe in that FSPN is a better counterpart of existing PGMs in a wide range of ML applications, which highly value both inference accuracy and speed. Moreover, many extension works on FSPN worth researching in the future, such as supporting maximum a posteriori inference, latent variable interpretation and Bayesian structure learning of FSPN.

## REFERENCES

- Christophe Andrieu, Nando De Freitas, Arnaud Doucet, and Michael I Jordan. An introduction to mcmc for machine learning. *Machine Learning*, 50(1-2):5–43, 2003.
- Andreas Bueff, Stefanie Speichert, and Vaishak Belle. Tractable querying and learning in hybrid domains via sum-product networks. *arXiv preprint arXiv:1807.05464*, 2018.
- Cory J Butz, Jhonatan S Oliveira, André E Santos, André L Teixeira, Pascal Poupart, and Agastya Kalra. An empirical study of methods for spn learning and inference. In *International Conference on Probabilistic Graphical Models*, pp. 49–60, 2018.
- Anton Chechotka and Carlos Guestrin. Efficient principled learning of thin junction trees. In *Advances in Neural Information Processing Systems*, pp. 273–280, 2008.
- David Maxwell Chickering. Learning bayesian networks is np-complete. In *Learning from Data*, pp. 121–130. Springer, 1996.
- David Maxwell Chickering. The winmine toolkit. Technical report, Technical Report MSR-TR-2002-103, Microsoft, Redmond, WA, 2002.
- David Maxwell Chickering and David Heckerman. Efficient approximations for the marginal likelihood of bayesian networks with hidden variables. *Machine Learning*, 29(2-3):181–212, 1997.
- Mattia Desana and Christoph Schnörr. Sum-product graphical models. *Machine Learning*, 109(1):135–173, 2020.
- Alan E Gelfand. Gibbs sampling. *Journal of the American statistical Association*, 95(452):1300–1304, 2000.
- Robert Gens and Pedro Domingos. Discriminative learning of sum-product networks. In *Advances in Neural Information Processing Systems*, pp. 3239–3247, 2012.
- Robert Gens and Pedro Domingos. Learning the structure of sum-product networks. In *International Conference on Machine Learning*, pp. 873–880, 2013.
- Lise Getoor and Daphne Taskar, Ben and Koller. Selectivity estimation using probabilistic models. In *Proceedings of the 2001 ACM SIGMOD international conference on Management of data*, pp. 461–472, 2001.
- Priyank Jaini, Amur Ghose, and Pascal Poupart. Prometheus: directly learning acyclic directed graph structures for sum-product networks. In *International Conference on Probabilistic Graphical Models*, pp. 181–192, 2018.
- Agastya Kalra, Abdullah Rashwan, Wei-Shou Hsu, Pascal Poupart, Prashant Doshi, and Georgios Trimonias. Online structure learning for feed-forward and recurrent sum-product networks. In *Advances in Neural Information Processing Systems*, pp. 6944–6954, 2018.
- Daphne Koller and Nir Friedman. *Probabilistic graphical models principles and techniques*. MIT Press, 2009.
- Stan Z Li. *Markov random field modeling in image analysis*. Springer Science & Business Media, 2009.
- David Lopez-Paz, Philipp Hennig, and Bernhard Schölkopf. The randomized dependence coefficient. In *Advances in Neural Information Processing Systems*, pp. 1–9, 2013.
- James Martens and Venkatesh Medabalimi. On the expressive efficiency of sum product networks. *arXiv preprint arXiv:1411.7717*, 2014.
- Victor E. McGee and Willard T. Carleton. Piecewise regression. *Regression, Journal of the American Statistical Association*, pp. 1109–1124, 1970.
- Marina Meila and Michael I Jordan. Learning with mixtures of trees. *Journal of Machine Learning Research*, 1(Oct):1–48, 2000.

- Kevin Murphy, Yair Weiss, and Michael I Jordan. Loopy belief propagation for approximate inference: An empirical study. *arXiv preprint arXiv:1301.6725*, 2013.
- Kevin P Murphy. *Machine learning: a probabilistic perspective*. MIT press, 2012.
- Radford M Neal and Geoffrey E Hinton. A view of the em algorithm that justifies incremental, sparse, and other variants. In *Learning in Graphical Models*, pp. 355–368. Springer, 1998.
- Iago París, Raquel Sánchez-Cauce, and Francisco Javier Díez. Sum-product networks: a survey. *arXiv preprint arXiv:2004.01167*, 2020.
- Judea Pearl et al. Causal inference in statistics: An overview. *Statistics Surveys*, 3:96–146, 2009.
- Robert Peharz, Bernhard C. Geiger, and Franz Pernkopf. Greedy part-wise learning of sum-product networks. In *Joint European Conference on Machine Learning and Knowledge Discovery in Databases*, pp. 612–627, 2013.
- Hoifung Poon and Pedro Domingos. Sum-product networks: a new deep architecture. In *IEEE International Conference on Computer Vision Workshops*, pp. 689–690, 2011.
- Tahrima Rahman and Vibhav Gogate. Merging strategies for sum-product networks: from trees to graphs. In *Proceedings of the Thirty-Second Conference on Uncertainty in Artificial Intelligence*, 2016.
- Joseph Ramsey, Madelyn Glymour, Ruben Sanchez-Romero, and Clark Glymour. A million variables and more: the fast greedy equivalence search algorithm for learning high-dimensional graphical causal models, with an application to functional magnetic resonance images. *International Journal of Data Science and Analytics*, 3(2):121–129, 2017.
- Amirmohammad Rooshenas and Daniel Lowd. Learning sum-product networks with direct and indirect variable interactions. In *International Conference on Machine Learning*, 2014.
- Mauro Scanagatta, Cassio P de Campos, Giorgio Corani, and Marco Zaffalon. Learning bayesian networks with thousands of variables. In *Advances in Neural Information Processing Systems*, pp. 1864–1872, 2015.
- Mauro Scanagatta, Antonio Salmerón, and Fabio Stella. A survey on bayesian network structure learning from data. *Progress in Artificial Intelligence*, pp. 1–15, 2019.
- Jacob Schreiber. Pomegranate: fast and flexible probabilistic modeling in python. *Journal of Machine Learning Research*, 18(164):1–6, 2018.
- Martin Trapp, Robert Peharz, Hong Ge, Franz Pernkopf, and Zoubin Ghahramani. Bayesian learning of sum-product networks. In *Advances in Neural Information Processing Systems*, pp. 6347–6358, 2019.
- Antonio Vergari, Nicola Di Mauro, and Floriana Esposito. Simplifying, regularizing and strengthening sum-product network structure learning. In *Joint European Conference on Machine Learning and Knowledge Discovery in Databases*, pp. 343–358. Springer, 2015.
- Junhui Wang. Joint estimation of sparse multivariate regression and conditional graphical models. *Statistica Sinica*, pp. 831–851, 2015.
- Yue Yu, Jie Chen, Tian Gao, and Mo Yu. Dag-gnn: dag structure learning with graph neural networks. In *International Conference on Machine Learning*, pp. 7154–7163, 2019.
- Nevin L Zhang. Hierarchical latent class models for cluster analysis. *Journal of Machine Learning Research*, 5(6):697–723, 2004.
- Xun Zheng, Bryon Aragam, Pradeep K Ravikumar, and Eric P Xing. Dags with no tears: continuous optimization for structure learning. In *Advances in Neural Information Processing Systems*, pp. 9472–9483, 2018.

## A GENERALITY OF FSPN

We present here the details on how FSPN subsumes SPN, as well as discrete BN models, where all variables are discretized and all (conditional) probability distributions are stored in a tabular form.

- Given a set of variables  $X$  and data  $D$ , if  $\Pr_D(X)$  could be represented by an SPN  $\mathcal{S}$ , we can easily construct an FSPN  $\mathcal{F}$  that equally represent  $\Pr_D(X)$ . Specifically, we disable the factorize operation in FSPN by setting the factorization threshold to  $\infty$ , and follow the same steps of  $\mathcal{S}$  to construct  $\mathcal{F}$ . Then, the FSPN  $\mathcal{F}$  is exactly the same of  $\mathcal{S}$ . Obviously, their model size is the same.

---

### Algorithm BN-TO-FSPN( $\mathcal{B}, N$ )

```

1: if  $\mathcal{B}$  contains more than one connected component  $\mathcal{B}_1, \mathcal{B}_2, \dots, \mathcal{B}_t$  then
2:   set  $N$  to be a product node with children  $N_1, N_2, \dots, N_t$ 
3:   call BN-TO-FSPN( $\mathcal{B}_i, N_i$ ) for each  $i$ 
4: else
5:   let  $X_i$  be a node in  $\mathcal{B}$  containing no out-neighbor
6:   if  $X_i$  has no in-neighbor in  $\mathcal{B}$  then
7:     set  $N$  to be a uni-leaf node representing  $\Pr_D(X_i)$ 
8:   else
9:     set  $N$  to be a factorize node with left child  $N_L$  and right child  $N_R$ 
10:    set  $N_R$  to be a split node
11:    for each value  $y$  of  $X_{\text{pa}(i)}$  in the CPT of  $X_i$  do
12:      add a multi-leaf node  $N_y$  as child of  $N_R$ 
13:      let  $D_y \leftarrow \{d \in D \mid X_{\text{pa}(i)} \text{ of } d \text{ is } y\}$ 
14:      let  $N_y$  represent  $\Pr_{D_y}(X_i)$ 
15:    remove  $X_i$  from  $\mathcal{B}$  to be  $\mathcal{B}'$ 
16:    call BN-TO-FSPN( $\mathcal{B}', N_L$ )

```

---

- Given a set of variables  $X$  and data  $D$ , if  $\Pr_D(X)$  can be represented by a discrete BN  $\mathcal{B}$ , we can also build an FSPN  $\mathcal{F}$  that equally represent  $\Pr_D(X)$ . Without ambiguity, we also use  $\mathcal{B}$  to refer to its DAG structure. We present the procedures in the BN-TO-FSPN algorithm. It takes as inputs a discrete BN  $\mathcal{B}$  and a node  $N$  in  $\mathcal{F}$  and outputs  $F_N$  representing the PDF of  $\mathcal{B}$ . We initialize  $\mathcal{F}$  with a root node  $N$ . Then, BN-TO-FSPN works in a recursive manner by executing the following steps:

① (lines 1–3) If  $\mathcal{B}$  contains more than one connected component  $\mathcal{B}_1, \mathcal{B}_2, \dots, \mathcal{B}_t$ , the variables in each are mutually independent. Therefore, we set  $N$  to be a product node with children  $N_1, N_2, \dots, N_t$  into  $\mathcal{F}$ , and call BN-TO-FSPN on  $\mathcal{B}_i$  and node  $N_i$  for each  $i$ .

② (lines 5–7) If  $\mathcal{B}$  contains only one connected component, let  $X_i$  be a node (variable) in  $\mathcal{B}$  that has no out-neighbor. If  $X_i$  also has no in-neighbor (parent) in  $\mathcal{B}$ , it maintains the PDF  $\Pr_D(X_i)$ . At that time, we set  $N$  to be a uni-leaf representing the univariate distribution  $\Pr_D(X_i)$ .

③ (lines 9–16) If the parent set  $X_{\text{pa}(i)}$  of  $X_i$  is not empty,  $X_i$  has a conditional probability table (CPT) defining  $\Pr_D(X_i \mid X_{\text{pa}(i)}) = \Pr_D(X_i \mid X - \{X_i\})$ . At this time, we set  $N$  to be a factorize node with the left child representing  $\Pr_D(X - \{X_i\})$  and right child  $N_R$  representing  $\Pr_D(X_i \mid X - \{X_i\})$ . For the right child  $N_R$ , we set it to be a split node. For each entry  $y$  of  $X_{\text{pa}(i)}$  in the CPT of  $X_i$ , we add a leaf  $L_y$  of  $N_R$  containing all data  $D_y$  in  $D$  whose value on  $X_{\text{pa}(i)}$  equals  $y$ . On each leaf  $L_y$ , by the first-order Markov property of BN,  $X_i$  is conditionally independent of variables  $X - \{X_i\} - X_{\text{pa}(i)}$  given its parents  $X_{\text{pa}(i)}$ . Therefore, we can simplify the PDF represented by  $L_y$  as  $\Pr_D(X_i \mid y) = \Pr_{D_y}(X_i)$ . Therefore,  $N_R$  characterizes the CPT of  $\Pr_D(X_i \mid X_{\text{pa}(i)}) = \Pr_D(X_i \mid X - \{X_i\})$ .

Later, we remove the node  $X_i$  from  $\mathcal{B}$  to be  $\mathcal{B}'$ , which represents the PDF  $\Pr_D(X - \{X_i\})$ . We call BN-TO-FSPN on  $\mathcal{B}'$  and node  $N_L$ , the left child of  $N$  to further model the PDF.

Finally, we obtain the FSPN  $\mathcal{F}$  representing the same PDF of  $\mathcal{B}$ . Next, we analyze the model size of  $\mathcal{B}$  and  $\mathcal{F}$ . The storage cost of each node  $X_i$  in  $\mathcal{B}$  is the number of entries in CPT of  $\Pr_D(X_i \mid X_{\text{pa}(i)})$ . The FSPN  $\mathcal{F}$  represents  $\Pr_D(X_i)$  in step ② when  $X_{\text{pa}(i)}$  is empty and  $\Pr_D(X_i \mid y)$  for each value  $y$  of  $X_{\text{pa}(i)}$  in step ③. In the simplest case, if  $\mathcal{F}$  also represents the distribution in a tabular form, the storage cost is the same as  $\mathcal{B}$ . Therefore, the model size of  $\mathcal{F}$  can not be larger than that of  $\mathcal{B}$ .

Consequently, proposition 1 holds.

## B THE LEARN-FSPN ALGORITHM

**Algorithm** LEARN-FSPN( $D, X, C$ )

```

1: if  $C = \emptyset$  then
2:   test the correlations  $c_{ij}$  for each pair of attributes  $X_i, X_j \in X$ 
3:    $H \leftarrow \{X_i, X_j | c_{ij} \geq \tau\}$ 
4:   recursively enlarge  $H \leftarrow H \cup \{X_k | c_{ik} \geq \tau, X_i \in H, X_k \in X - H\}$ 
5:   if  $H \neq \emptyset$  then
6:     set  $N$  to be a factorize node
7:     call LEARN-FSPN( $D, X - H, \emptyset$ )
8:     call LEARN-FSPN( $D, H, X - H$ )
9:   else if  $|X| = 1$  then
10:    set  $N$  to be a uni-leaf node
11:    model the univariate distribution  $\text{Pr}_D(X)$ 
12:   else if subsets  $S_1, S_2, \dots, S_k$  are mutually independent by the independence oracle then
13:     set  $N$  to be a product node
14:     call LEARN-FSPN( $D, S_i, \emptyset$ ) for each  $1 \leq i \leq k$ 
15:   else
16:     set  $N$  to be a sum node
17:     let  $D_1, D_2, \dots, D_t$  be the generated cluster by the EM algorithm with weights  $w_1, w_2, \dots, w_t$ 
18:      $w_i \leftarrow |T_i|/|T_N|$  for all  $1 \leq i \leq n$ 
19:     call LEARN-FSPN( $D_i, X, \emptyset$ ) for each  $1 \leq i \leq t$ 
20:   else
21:     if  $X$  is independent of  $C$  on  $D$  by the independence oracle then
22:       set  $N$  to be a multi-leaf node
23:       model the multivariate distribution  $\text{Pr}_D(X)$ 
24:     else
25:       set  $N$  to be a split node
26:       let  $D'_1, D'_2, \dots, D'_t$  be the generated cluster by the EM algorithm
27:       call LEARN-FSPN( $D'_i, X, C$ ) for each  $1 \leq i \leq t$ 

```

## C ADDITIONAL EXPERIMENTAL RESULTS

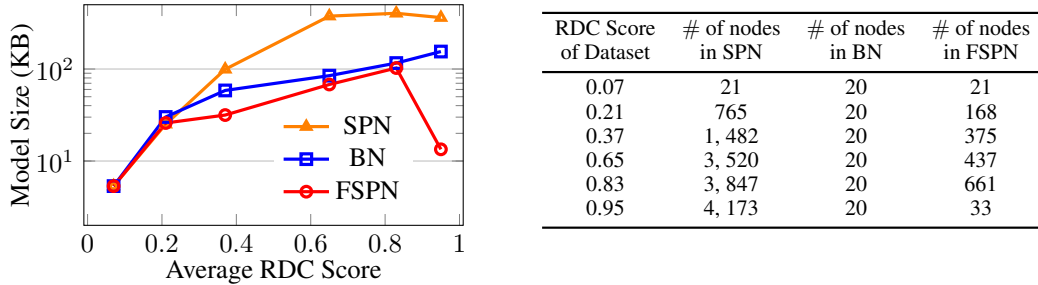


Figure 3: Model size and node number on synthetic data.

Figure 3 shows the model size and number of nodes of each PGM for the synthetic datasets. We observe that:

- The model size of FSPN is consistently smaller compared with the other models. In particular, it is up to  $27\times$  smaller than SPN and up to  $11.5\times$  smaller than BN.
- The number of nodes in FSPN is much smaller than SPN, specifically, up to  $126\times$  better. The number of nodes in BN always equals to the variable number so it is not informative to make a comparison.

In summary, these results shows that FSPN can represent the joint PDF in a more compact form.