

SIENA: Stochastic Multi-Expert Neural Patcher

Thai Le¹, Noseong Park², Dongwon Lee¹

¹ The Pennsylvania State University

² Yonsei University

thaile@psu.edu, noseong@yonsei.ac.kr, dongwon@psu.edu

Abstract

Neural network (NN) models that are solely trained to maximize the likelihood of an observed dataset are often vulnerable to adversarial attacks. Even though several methods have been proposed to enhance NN models’ adversarial robustness, they often require re-training from scratch. This leads to redundant computation, especially in the NLP domain where current state-of-the-art models, such as BERT and ROBERTA, require great time and space resources. By borrowing ideas from *Software Engineering*, we, therefore, first introduce the *Neural Patching* mechanism to improve adversarial robustness by “patching” *only* parts of a NN model. Then, we propose a novel neural patching algorithm, SIENA, that transforms a textual NN model into a stochastic ensemble of multi-expert predictors by upgrading and re-training its last layer only. SIENA forces adversaries to attack not only one but multiple models that are specialized in diverse subsets of features, labels, and instances so that the ensemble model becomes more robust to adversarial attacks. By conducting comprehensive experiments, we demonstrate that all of CNN, RNN, BERT, and ROBERTA-based textual models, once patched by SIENA, witness an absolute increase of as much as 20% in accuracy on average under 5 different white and black-box attacks, outperforming 6 defensive baselines across 4 public NLP datasets. All codes and datasets are to be released.

1 Introduction

Recent works have shown that NN models that are trained solely to maximize prediction performance are often vulnerable to adversarial attacks (Papernot et al. 2016). Even though several works have been proposed to defend NN models against such attacks, only a few of them focus on the NLP domain (Wang et al. 2019b). Since many recent NLP models are shown to be vulnerable to adversarial attacks—e.g., fake news detection (Le, Wang, and Lee 2020) and dialog system (Cheng, Wei, and Hsieh 2019), the investigation of robust defense methods for textual NN models has become necessary. To defend against adversarial texts, one can use either *adversarial detection* or *model enhancement* (Wang et al. 2019b). Adversarial texts are often generated by replacing or inserting critical words (e.g., HotFlip (Ebrahimi et al. 2018)) or characters (e.g., TextBugger (Li et al. 2018))

in a sentence, that are usually exhibiting grammatical errors. Hence, many detection methods have focused on recognizing and correcting such misspellings from texts—e.g., ScRNN (Pruthi, Dhingra, and Lipton 2019) and DISP (Zhou et al. 2019). While misspelling-based methods are model-independent and require neither re-training nor modifying the models, they only work well on character-based attacks. In contrast, *model enhancement* approaches perform well under both character and word-based attacks. Particularly, most of the model enhancement methods enrich NN models by training them with adversarial data augmented via known attack strategies such as in *adversarial training* (Miyato, Dai, and Goodfellow 2016; Liu et al. 2020), or with external information such as knowledge graphs (Li and Sethy 2019). Nevertheless, these augmentations usually induce overhead costs in training. Therefore, we are in search of defense algorithms that directly enhance the models’ structures (e.g., (Li and Sethy 2019)) while achieving higher extendability without acquiring additional data.

Fortunately, recent literature in computer vision shows that ensemble NNs achieve high adversarial robustness (Kariyappa and Qureshi 2019; Pang et al. 2019; Mun and Kang 2019; Dabouei et al. 2020). In theory, by directly extending a single NN model to an ensemble of multiple diverse sub-models, we challenge adversaries to attack not only one but a set of very different models (Adam and Speciel 2020). This makes any attacks significantly more difficult. However, applying such an idea from computer vision to the NLP domain faces one main challenge. Current ensemble methods require simultaneous training of several NN sub-models (with an identical architecture). This introduces impractical computational overhead during both training and inference, especially when one wants to maximize prediction accuracy by utilizing complex state-of-the-art (SOTA) sub-models such as BERT (Devlin et al. 2019) and ROBERTA (Liu et al. 2019), both of which have more than 100M parameters. Furthermore, applying current ensemble or other defensive approaches that directly enhance a model’s architecture to a large-scale NN model would usually require re-training everything from scratch, which may not be practical in many settings.

To address these challenges, we are borrowing ideas from *Software Engineering*, by first introducing the notion of **Neural Patching** to improve the adversarial robustness

of NN models by “patching” *only* parts of models (Figure 1). Next, we develop a novel neural patching algorithm, SIENA, that patches only the last layer of an already deployed textual NN model of diverse architectures (e.g., CNN, RNN, transformers(Vaswani et al. 2017)) and transforms it into an ensemble of multi-experts with enhanced adversarial robustness. By patching only the last layer of a model, SIENA introduces a lightweight computational overhead and requires no additional training data.

Distinguished from current ensemble methods, each sub-model trained by SIENA is specialized not only in a specific subset of features of the same input, i.e., an expert at feature-level (Pang et al. 2019; Dabouei et al. 2020), or a sub-set of labels, i.e., an expert at class-level (Kariyappa and Qureshi 2019), but also in texts of a distinguished topic, i.e., an expert at instance-level, during prediction. Such diversity at all of the feature-, class-, and instance-level expertise makes it challenging for adversaries to exploit multiple sub-models at the same time. In summary, our contributions in this paper are as follows:

- We first formalize the concept of *Neural Patching*, a novel mechanism to fix or enhance a *trained* NN model F by modifying only a subset of F 's parameters (Figure 1).
- We propose SIENA, a novel neural patching algorithm that transforms F to a stochastic ensemble of multi-experts with little computational overhead compared to the previous ensemble methods in the literature.
- We show that textCNN, textRNN, BERT, and ROBERTA models patched by SIENA achieve an absolute increase of as much as 20% in prediction accuracy on average under 5 different white-box and black-box attacks, outperforming 6 defensive baselines on 4 public NLP datasets.

2 Related Work

SIENA is mainly motivated by previous ensemble-based defense methods, most of which are designed for computer vision. From these works, works such as (Adam and Spieel 2020; Dabouei et al. 2020) further introduce the theoretical analysis of the relationship between the diversity of sub-models, i.e., **heads**, of an ensemble NN model and its adversarial robustness. Though these works focus on the image domain, we can also derive a similar analysis on the advantage of ensemble diversity for defending against adversarial texts. The key idea is to force attackers to exploit not one but multiple NN models whose behaviors are very different. We call such distinguished behaviors as **expertises** of these sub-models.

On a *feature-level expertise*, if the sub-models focus on different words of a sentence to make a prediction, replacing a few critical words in the text might not necessarily fool their combination (Table 1A). This diversity can be obtained by regularizing the differences among salient maps of sub-models via gradient vectors. However, previous works (Kariyappa and Qureshi 2019; Dabouei et al. 2020) only focus on minimizing the cosine-similarity, i.e., direction differences, among the gradient vectors. In this work, we find that the differences in length among them also correlate with adversarial robustness (Sec A.2). In contrast, sub-models

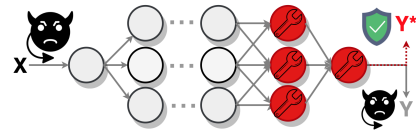


Figure 1: Patching a Part (in Red) of a NN Model Leads to Correct Prediction Y^* under Adversarial Attack on Input X

Head	Example
#1	23 things teachers actually want for christmas
#2	23 things teachers actually want for christmas
#3	23 things teachers actually want for christmas

(A) Feature-Level Expertise (On a Specific Sentence)

Head	Prediction Logit		Meaning
	Positive Class	Negative Class	
#1	33	0	<i>Promoting Clickbaitness</i>
#2	0	-16	<i>Discounting Non-Clickbaitness</i>
#3	N/A	N/A	<i>Not Participating</i>

(B) Class-Level Expertise (On a Specific Sentence)

Head	Example
#1	Topic: relate, years, help, tv, city, etc.
#2	Topic: age, dies age, new, things, people, etc.

(C) Instance-Level Expertise

Table 1: Expertise among Heads in Detecting Clickbait

with *class-level expertise* might focus on a diverse sub-sets of labels. This can be enabled by regularizing prediction probabilities output by the sub-models (Pang et al. 2019). Since the probabilities are limited to $[0, 1]$, directly regularizing the differences in the prediction probabilities might not be effective. To improve this, we propose to regularize the prediction logits instead of probability on the class-level. For example, Table 1B shows that Head #1 and #2 specialize in *only one* label at a time, outputting logit scores for the positive and negative classes, respectively. In this work, we also propose an *instance-level expertise* where each sub-model is assigned with sentences of a distinguished topic (Table 1C). This is an extreme case in our method where one sub-model might not be at all involved in a specific prediction (Table 1B, Head#3).

Distinguished from previous ensemble methods, SIENA takes into account all of the three levels of expertise of sub-models. Moreover, applying current ensemble methods to the NLP domain faces a practical challenge where training multiple SOTA sub-models such as BERT or ROBERTA can be very costly in terms of space and time complexities. Thus, SIENA also enables to “hot-fix” a complex NN model with our *Neural Patching* mechanism, removing the need for training the entire model from scratch.

3 Patching a Neural Network

Adapted from *Software Engineering*, we first introduce the concept of *Neural Patching* as follows.

DEFINITION 1 (Neural Patching) *Given a NN $f(\mathbf{x}, \theta)$ parameterized by θ , θ is trained with training dataset $\mathcal{D} = \{\mathbf{x}, \mathbf{y}\}_i^N$. A patcher is a function $g(\cdot)$ such that, when applied to the trained model $f(\mathbf{x}, \theta)$, it yields a transformation as follows:*

$$g : f(\mathbf{x}, \theta) \mapsto f(\mathbf{x}, g(\theta)) \quad (1)$$

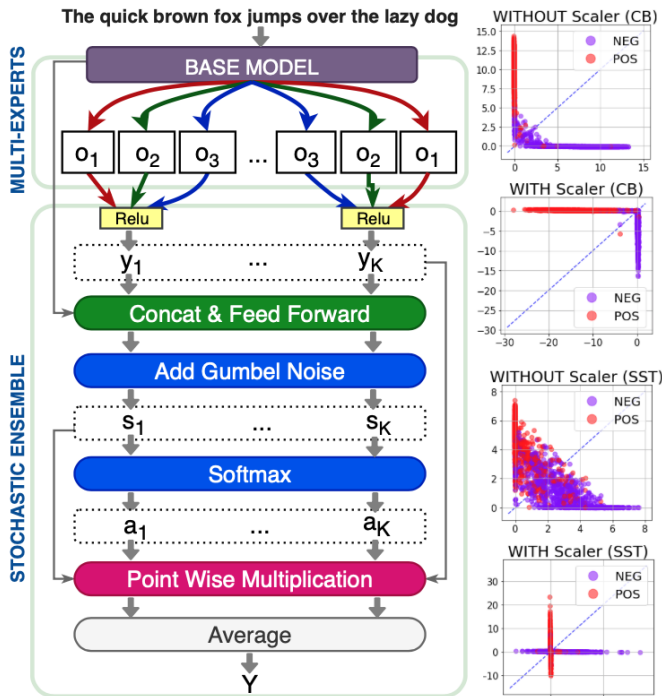


Figure 2: (Left) Architecture of SIENA with K experts. (Right) Effects of Scaler on Prediction Logits of an Expert in Clickbait (CB) and Sentiment Treebank (SST) Dataset

There are three important properties of the patched model $f(\mathbf{x}, g(\theta))$: (i) *Fidelity*: $f(\mathbf{x}, g(\theta))$ should maintain (or a little sacrifice) the original prediction performance of $f(\mathbf{x}, \theta)$, (ii) *Complexity*: $f(\mathbf{x}, g(\theta))$ should not require much more computational overhead than $f(\mathbf{x}, \theta)$ and (iii) *Robustness*: $f(\mathbf{x}, g(\theta))$ should improve $f(\mathbf{x}, \theta)$ in terms of adversarial robustness. There are always trade-offs among these three properties. Particularly, a complicated vulnerability might require a computationally expensive $g(\cdot)$.

4 SIENA Architecture

Given the NN model $f(\mathbf{x}, \theta)$ (Def. 1), we introduce *Stochastic Multi-Expert Neural Patcher* (SIENA) to improve the adversarial robustness of $f(\cdot)$. Figure 2 illustrates the architecture of SIENA of K heads, i.e., sub-models, with two main components, namely (i) the *Stochastic Ensemble* (SE) module that transforms the last layer of $f(\cdot)$ into a randomized ensemble of different heads and (ii) the *Multi-Expert* (ME) module that uses Neural Architecture Search (NAS) to dynamically learn the optimal architecture of each head to promote their diversity. Intuitively, SIENA helps improve the robustness of $f(\cdot)$ by extending $f(\cdot)$ into an ensemble of multiple expert predictors. Details of SIENA are described as follows.

4.1 Stochastic Ensemble (SE) Module

This module extends the last layer of $f(\cdot)$, which is typically a fully-connected layer (followed by softmax for classification), to an ensemble of K prediction heads, denoted

$\mathcal{H} = \{h(\cdot)\}_j^K$. Each head $h_j(\cdot)$, parameterized by θ_{h_j} , is an expert predictor that is fed with a feature representation learned by up to the second-last layer of $f(\cdot)$ and outputs a prediction logit score:

$$h_j : f(\mathbf{x}, \theta_{L-1}^*) \in \mathbb{R}^Q \mapsto \tilde{y}_j \in \mathbb{R}^M, \quad (2)$$

where θ_{L-1}^* are fixed parameters of f up to the second-last layer, Q is the size of the feature representation of \mathbf{x} generated by the base model $f(\mathbf{x}, \theta_{L-1}^*)$, and M is the number of labels. To aggregate all logit scores returned from all heads, then, a classical ensemble method would average them as the final prediction: $\hat{y}^* = \frac{1}{K} \sum_j^K \tilde{y}_j$. However, this simple aggregation assumes each $h_j(\cdot) \in \mathcal{H}$ learns from very similar training signals. Hence, when θ_{L-1}^* already learns some of the task-dependent information, \mathcal{H} will eventually converge *not* to a set of experts but very similar predictors. To resolve this issue, we introduce ‘‘randomness’’ into the process by enabling different subsets of heads during both inference and testing. Specifically, we introduce a new aggregation mechanism as follows:

$$\hat{y} = \frac{1}{K} \sum_j^K (\alpha_j s_j \text{ReLU}(\tilde{y}_j)), \quad (3)$$

where s_j is a scalar that scales \tilde{y}_j to different directions and magnitudes, $\alpha_j \in [0, 1]$ is a probabilistic scalar, representing how much a prediction head h_j should contribute to the final prediction. Let us denote $s, \alpha \in \mathbb{R}^K$ as vectors containing all scalar s_j and α_j , respectively, and $\tilde{\mathbf{y}} \in \mathbb{R}^{(K \times M)}$ as the concatenation of all vector \tilde{y}_j returned from each of the heads. Both s and α are calculated as follows:

$$s = \mathbf{W}^T (\text{ReLU}(\tilde{\mathbf{y}}) \oplus f(\mathbf{x}, \theta_{L-1}^*) + \mathbf{b} + g), \quad (4)$$

$$\alpha = \text{softmax}(s/\tau), \quad (5)$$

where $\mathbf{W} \in \mathbb{R}^{(K \times M + Q) \times K}$, $\mathbf{b} \in \mathbb{R}^K$ are trainable parameters, $g \in \mathbb{R}^K$ is a noisy vector sampled from the *Standard Gumbel Distribution* and α is sampled from a *Gumbel-Softmax* distribution controlled by the inverse-temperature τ . Finally, to train this module, we use Eq. (3) as the final prediction and train the whole module with *Negative Log Likelihood (NLL)* loss following the objective:

$$\min_{\mathbf{w}, \mathbf{b}, \{\theta_h\}_j^K} \mathcal{L}_{\text{SE}} = -\frac{1}{N} \sum_i^N y_i \log(\text{softmax}(\hat{y}_i)). \quad (6)$$

Intuitively, since s_j scales all *non-negative* scalars in $\text{ReLU}(\tilde{y}_j)$ in the same magnitude and directions, the algorithm cannot easily control the product $s_j \text{ReLU}(\tilde{y}_j)$ in favor of the ground-truth label, especially when s_j is large. Hence, this encourages each head h_j to output \tilde{y}_j with only one dominant class while reducing the scores for other labels to zero (Figure 2 (Right)). In other words, we direct each head h_j to be specialized in detecting only one label at a time. Moreover, as α is sampled from Gumbel-Softmax distribution which is inherently stochastic, the same value of s would result in different values of α . Thus, α helps facilitate the random assignment on how much each head contributes to the final prediction, which further diversifies the learning of each expert.

Algorithm 1 Training SIENA Algorithm

- 1: **Input:** pre-trained neural network $f(\cdot)$
 - 2: **Input:** $\mathcal{O}, K, \tau, \gamma$
 - 3: **Initialize** $\mathbf{W}, \mathbf{b}, \theta_{\mathcal{O}}, \{\beta_j^K\}$
 - 4: **repeat**
 - 5: Freeze $\mathbf{W}, \mathbf{b}, \theta_{\mathcal{O}}$ and optimize $\{\beta_j^K\}$ via Eq. (8) with γ multiplier in mini-batch from *dev* set.
 - 6: Freeze $\{\beta_j^K\}$ and optimize $\mathbf{W}, \mathbf{b}, \theta_{\mathcal{O}}$ via Eq. (6) in mini-batch from *train* set.
 - 7: **until** convergence
-

4.2 Multi-Expert (ME) Module

While SE module promotes the diversity among heads in classifying different classes, *ME* module searches for the optimal architecture for each head that maximizes the diversity in how they make predictions. To do this, we adapt the DARTS algorithm (Liu, Simonyan, and Yang 2019) as follows. Let us denote $\mathcal{O}_j = \{o_j(\cdot)\}_t^T$ as the set of T number of possible networks to be selected for $h_j \in \mathcal{H}$. We want to learn a one-hot encoded *selection* vector $\beta_j \in \mathbb{R}^T$ that assigns $h_j(\cdot) \leftarrow o_{j, \arg\max(\beta_j)}(\cdot)$ during prediction. Since $\arg\max(\cdot)$ operation is not differentiable, during training, we relax the categorical assignment of the architecture for $h_j(\cdot) \in \mathcal{H}$ to a softmax over all possible networks in \mathcal{O}_j :

$$h_j(\cdot) \leftarrow \frac{1}{T} \sum_t \frac{\exp(\beta_j^t)}{\sum_t \exp(\beta_j^t)} o_{j,t}(\cdot). \quad (7)$$

To ensure that $h_j(\cdot)$ specializes in different features of an input, we can *maximize* the difference among gradients of the word-embedding $\tilde{\mathbf{x}}$ of input \mathbf{x} w.r.t to the outputs of each $h_j(\cdot) \in \mathcal{H}$. Hence, given a fixed set of parameters $\theta_{\mathcal{O}}$ of all possible networks for every heads, we train all selection vectors $\{\beta_j^K\}$ by optimizing the objective:

$$\min_{\{\beta_j^K\}} \mathcal{L}_{\text{experts}} = \sum_{i < j}^K [\text{CS}(\nabla_{\tilde{\mathbf{x}}} \mathcal{J}_i; \nabla_{\tilde{\mathbf{x}}} \mathcal{J}_j) - \|\nabla_{\tilde{\mathbf{x}}} \mathcal{J}_i - \nabla_{\tilde{\mathbf{x}}} \mathcal{J}_j\|_2^2], \quad (8)$$

where \mathcal{J}_j is the NLL loss as if we only use a single prediction head h_j . In this module, however, not only do we want to maximize the differences among gradients vectors, but we also want to ensure the selected architectures eventually converge to good prediction performance. Therefore, we train the whole *ME* module with the following objective:

$$\min_{\{\beta_j^K\}} \mathcal{L}_{ME} = \mathcal{L}_{SE} + \gamma \mathcal{L}_{\text{experts}}. \quad (9)$$

4.3 Overall Framework

To combine both *SE* and *ME* modules, we then incorporate Eq. (7) into Eq. (2) and optimize the overall objective:

$$\min_{\{\beta_j^K\}} \mathcal{L}_{ME}^{\text{val}} + \gamma \mathcal{L}_{\text{experts}}^{\text{val}} \quad \text{s.t.} \quad \mathbf{W}, \mathbf{b}, \theta_{\mathcal{O}} = \min_{\mathbf{W}, \mathbf{b}, \theta_{\mathcal{O}}} \mathcal{L}_{SE}^{\text{train}}. \quad (10)$$

We employ an *iterative* training strategy with the *Adam* optimization algorithm (Kingma and Ba 2013) as in Alg. 1. By alternately freezing and training $\mathbf{W}, \mathbf{b}, \theta_{\mathcal{O}}$ and $\{\beta_j^K\}$ using a train and a validation (*val*) set, we want to (i) achieve

Dataset	Total Classes	Vocab. Size	Average Length	Total Samples
Clickbait	2	25K	9 words	32K
Subjectivity	2	20K	24 words	10K
Movie Reviews	2	19K	21 words	11K
Sentiment Treebank	2	15K	19 words	9K

Table 2: Dataset Statistics

Attack	Base	Level	Mode	Constraint
<i>HotFlip</i>	Gradient	Word/Char	White Box	✓
<i>FGSM</i>	Gradient	Word	White Box	-
<i>TextFooler</i>	Score	Word	Black Box	✓
<i>TextBugger</i>	Score	Char	Black Box	✓

Table 3: Comparison among Experimental Attack Methods

high quality prediction performance through Eq. (6) and (ii) select the optimal architecture for each expert to maximize their specialization through Eq. (8).

5 Experimental Evaluation

5.1 Experimental Environment

Datasets & Metric: Table 2 shows the statistics of all experimental datasets: Clickbait detection (Anand, Chakraborty, and Park 2017), Subjectivity detection (Pang and Lee 2004), Movie Reviews classification (Pang and Lee 2005), Sentiment Treebank (Wang et al. 2019a). We split each dataset into *train*, *validation* and *test* set with the ratio of 8:1:1 whenever standard public splits are not available. All the datasets are *balanced* among classes. We use *Accuracy* on the *test* set as the main performance metric in all experiments (experimental results using *F1* as the metric are also shown in the Appendix).

Attacks: We test SIENA to defend against both white-box and black-box attacks as summarized in Table 3:

- *HotFlip* (HF) (Ebrahimi et al. 2018) perturbs tokens at both the character/word level. In this work, we use HF to generate adversarial texts by perturbing the top vulnerable words from the original sentences.
- *FGSM* (FS) (Goodfellow, Shlens, and Szegedy 2015) adds perturbation $\epsilon \nabla_{\tilde{\mathbf{x}}}$ to the word-embeddings $\tilde{\mathbf{x}}$ of \mathbf{x} , with $\nabla_{\tilde{\mathbf{x}}}$ is the gradients of $\tilde{\mathbf{x}}$, then translates the perturbed embeddings back to the most similar tokens (Behjati et al. 2019). We set $\epsilon \leftarrow 0.5$ in all experiments.
- *TextFooler* (TF) (Jin et al. 2019) uses a complex formula to estimate the importance of tokens in a sentence and swaps the most vulnerable ones with synonyms to generate adversarial texts.
- *TextBugger* (TB) (Li et al. 2018): By using character manipulation strategies such as *Insert*, *Delete*, *Swap* and *Substitute*, TB fools a NLP system to encode a token as an out-of-vocabulary (OOV) while it might still be readable to a human (e.g., *hello* \rightarrow *he11o*).

Except for *FGSM*, all attacks apply semantic constraints to preserve the original meanings of input texts. We also test with *HotFlip* attacks without such constraints (HF*).

Dataset	Clickbait	Subjectivity	Movie Reviews	Sentiment Treebank
textCNN	0.97	0.90	0.79	0.83
+SIENA	0.98	0.91	0.79	0.82
textRNN	0.97	0.91	0.78	0.79
+SIENA	0.98	0.92	0.79	0.82
BERT	0.99	0.96	0.85	0.91
+SIENA	0.99	0.96	0.86	0.91
ROBERTA	0.99	0.96	0.86	0.93
+SIENA	0.99	0.96	0.87	0.94

Table 4: Prediction Performance on *Clean* Test Sets

Baselines: We want to defend four textual NN models, namely textCNN (Kim 2014), textRNN with GRU cell, *transformer*-based BERT (Devlin et al. 2019) and ROBERTA (Liu et al. 2019). We compare SIENA with the following six defensive baselines:

- *Ensemble* is the classical ensemble of 5 different *Base Models*. We use the average of all NLL losses from the base models as the final training loss.
- *Diversity Training (DT)* (Kariyappa and Qureshi 2019) is a variant of the *Ensemble* baseline where a regularization term is added to maximize the coherency of gradient vectors of the input text w.r.t each sub-model.
- *Adaptive Diversity Promoting (ADP)* (Pang et al. 2019) is a variant of *Ensemble* baseline where a regularization term is added to maximize the diversity among non-maximal predictions of individual sub-models.
- *Adversarial Training (Adv.Train)* (Miyato, Dai, and Goodfellow 2016) is a semi-supervised algorithm that optimizes the NLL loss on the original training samples plus adversarial texts.
- *Mixup Training (Mixup)* (Zhang et al. 2018) trains the *Base Models* with data constructed by linear interpolation of two random training samples. In this work, we use *Mixup* to regularize a NN to adapt linear transformation in-between the continuous embeddings of training samples.
- *Robust Word Recognizer (ScRNN)* (Pruthi, Dhingra, and Lipton 2019) detects and corrects potential adversarial perturbations or misspellings in input texts.

Note that due to the limitation of GPU memory that is needed to simultaneously train several BERT and ROBERTA sub-models, we can only compare *Ensemble*, *DT*, and *ADP* for the cases of textCNN and textRNN.

Implementation: We train SIENA of 5 experts ($K=5$) with $\lambda=0.5$ in all experiments. For each expert, we set \mathcal{O}_j to 3 ($T=3$) possible architectures: FCN with 1, 2 and 3 hidden layer(s). For each dataset, we use *grid-search* and try all $\tau \in \{1.0, 0.1, 0.01, 0.001\}$ to search for the best pairs of τ used during training and inference according to their defense performance (average of *FS* and *TB* attacks for textCNN and textRNN and solely *FS* attack for BERT and ROBERTA) on the *validation* set. We then report the performance of the best *single* model *across all attacks* on the *test* set. Our Appendix will include all details on all models’ parameters, random

	#Params (Total)	#Params (Trainable)	Train 1 epoch	Test 1 batch
textCNN	8M	8M (100%)	0.030	0.002
+Adv.Train	8M	8M (100%)	0.083	0.002
+Mixup	8M	8M (100%)	0.030	0.002
+Ensemble	47M	47M (100%)	0.140	0.008
+DT	47M	47M (100%)	0.296	0.009
+ADP	47M	47M (100%)	0.148	0.008
+ScRNN	47M	47M (100%)	0.030	0.003
+SIENA	11M	3M (27%)	0.222	0.003
BERT	109M	109M (100%)	0.202	0.020
+Adv. Train	109M	109M (100%)	0.543	0.021
+Mixup	109M	109M (100%)	0.202	0.021
+Ensemble	547M	547M (100%)	-	-
+DT&ADP	547M	547M (100%)	-	-
+ScRNN	547M	547M (100%)	0.202	0.026
+SIENA	118M	9M (8%)	1.162	0.061

“-”: Unable to run due to limited GPU memory

Table 5: Averaged Running Time (in *seconds*) on Sentiment Treebank Dataset and # of Parameters ($K = 5, T = 3$)

seeds, and implementation. The source code of SIENA will be released upon the acceptance of this paper.

5.2 Evaluation on Fidelity

We first evaluate SIENA’s prediction performance *without* adversarial attacks. Table 2 shows that all base models patched by SIENA either maintain a similar (e.g., for textCNN) or better (e.g., for textRNN, BERT, ROBERTA) accuracy across all datasets. Except for *ScRNN* which observes a consistent decrease in performance under clean datasets, other baselines maintain more or less the same accuracy with the base models (Appendix, Table 10). This shows that misspelling-based defenses such as *ScRNN* might accidentally correct unintentional errors in the input text and might lead to undesired predictions.

5.3 Evaluation on Complexity

Table 5 shows the computational complexity of all methods in terms of memory and running time. Regarding the space complexity, SIENA can extend a NN model into an ensemble model with a little increase on the # of parameters. Specifically, with B being the # of parameters of the base model, SIENA requires a space complexity of $\mathcal{O}(B+KU)$ while both *Ensemble* and *DT* require a complexity of $\mathcal{O}(KB)$ and $U \ll B$ (e.g., 9M vs. 118M in BERT). During training, SIENA *only* trains $\mathcal{O}(KU)$ parameters, while other defense methods, including ones using data augmentation, update all of them. Specifically, SIENA only trains using 27% of the parameters of the base model and 6.4% of the parameters of other ensemble baselines in the case of textCNN. These statistics even drop to 8% and 1.6%, respectively in the case of BERT. As to the running time of textCNN, even though SIENA takes nearly twice as much as that of the classical *Ensemble* model during training, it is still more time-efficient than *DT*. During inference, SIENA is also 3 times faster than previous ensemble-based approaches on average.

Dataset Attack Type Attack	Clickbait				Subjectivity				Movie Reviews				Sentiment Treebank				AVG				
	White Box		Black Box		White Box		Black Box		White Box		Black Box		White Box		Black Box						
	HF*	HF	FS	TF	TB	HF*	HF	FS	TF	TB	HF*	HF	FS	TF	TB	HF*		HF	FS	TF	TB
textCNN	0.47	0.97	0.45	0.58	0.42	0.45	0.89	0.10	0.39	0.16	0.16	0.76	0.05	0.17	0.07	0.15	0.80	0.07	0.18	0.08	0.37
+Ensemble	0.52	0.97	0.34	0.62	0.46	0.46	0.90	0.04	0.38	0.16	0.16	0.78	0.01	0.15	0.08	0.11	0.80	0.03	0.20	0.09	0.36
+DT	0.66	0.98	0.76	0.73	0.49	0.53	0.91	0.38	0.44	0.16	0.20	0.77	0.12	0.22	0.10	0.24	0.79	0.14	0.23	0.10	0.45
+ADP	0.64	0.97	0.47	0.64	0.50	0.45	0.90	0.03	0.31	0.13	0.15	0.77	0.03	0.13	0.06	0.22	0.79	0.03	0.17	0.08	0.37
+Mixup	0.55	0.96	0.76	0.54	0.43	0.50	0.90	0.53	0.30	0.13	0.13	0.74	0.41	0.12	0.06	0.17	0.79	0.54	0.13	0.07	0.44
+Adv.Train	0.65	0.97	0.56	0.74	0.47	0.50	0.90	0.08	0.46	0.16	0.14	0.78	0.08	0.21	0.07	0.12	0.82	0.06	0.26	0.09	0.41
+ScRNN	0.52	0.93	0.52	0.66	0.94	0.49	0.86	0.09	0.52	0.87	0.20	0.76	0.15	0.40	0.77	0.18	0.80	0.08	0.36	0.81	0.55
+SIENA	0.81	0.97	0.91	0.84	0.62	0.75	0.90	0.82	0.68	0.32	0.48	0.77	0.60	0.40	0.42	0.61	0.81	0.69	0.51	0.36	0.66
textRNN	0.77	0.97	0.76	0.67	0.52	0.67	0.90	0.40	0.45	0.22	0.36	0.77	0.47	0.30	0.11	0.40	0.78	0.54	0.33	0.17	0.53
+Ensemble	0.80	0.96	0.69	0.69	0.50	0.67	0.90	0.26	0.49	0.20	0.35	0.79	0.39	0.33	0.11	0.39	0.82	0.33	0.35	0.11	0.51
+DT	0.91	0.97	0.88	0.75	0.54	0.71	0.90	0.45	0.55	0.24	0.42	0.79	0.46	0.36	0.10	0.48	0.82	0.42	0.40	0.22	0.57
+ADP	0.71	0.96	0.79	0.63	0.52	0.67	0.90	0.39	0.48	0.23	0.39	0.79	0.39	0.33	0.10	0.43	0.81	0.41	0.35	0.11	0.52
+Mixup	0.61	0.95	0.86	0.56	0.60	0.56	0.76	0.63	0.34	0.21	0.35	0.75	0.55	0.12	0.09	0.40	0.79	0.66	0.15	0.13	0.50
+Adv.Train	0.87	0.97	0.84	0.82	0.51	0.75	0.91	0.22	0.53	0.20	0.49	0.80	0.28	0.32	0.11	0.51	0.83	0.29	0.35	0.10	0.54
+ScRNN	0.74	0.94	0.72	0.72	0.95	0.64	0.88	0.40	0.57	0.88	0.41	0.79	0.51	0.43	0.78	0.40	0.79	0.51	0.50	0.79	0.67
+SIENA	0.92	0.97	0.92	0.88	0.66	0.83	0.91	0.80	0.79	0.50	0.56	0.79	0.63	0.50	0.46	0.64	0.81	0.71	0.52	0.25	0.70
BERT	0.75	0.98	0.18	0.64	0.69	0.70	0.95	0.10	0.27	0.75	0.31	0.82	0.13	0.08	0.68	0.32	0.87	0.15	0.13	0.73	0.51
+Mixup	0.24	0.97	0.01	0.64	0.74	0.72	0.95	0.07	0.30	0.75	0.32	0.82	0.04	0.07	0.70	0.42	0.88	0.04	0.11	0.73	0.48
+Adv.Train	0.94	0.99	0.64	0.86	0.74	0.87	0.94	0.43	0.42	0.79	0.60	0.82	0.50	0.13	0.69	0.68	0.88	0.52	0.18	0.74	0.67
+ScRNN	0.77	0.97	0.21	0.76	0.92	0.70	0.93	0.16	0.59	0.88	0.36	0.79	0.16	0.36	0.75	0.39	0.84	0.19	0.45	0.73	0.59
+SIENA	0.89	0.99	0.83	0.92	0.77	0.88	0.95	0.59	0.69	0.75	0.62	0.84	0.54	0.37	0.72	0.72	0.90	0.57	0.50	0.76	0.74
ROBERTA	0.81	0.98	0.92	0.89	0.99	0.80	0.95	0.77	0.65	0.96	0.49	0.85	0.55	0.43	0.86	0.49	0.91	0.60	0.51	0.93	0.77
+Mix+Gau	0.30	0.99	0.14	0.93	0.99	0.78	0.95	0.51	0.65	0.96	0.46	0.85	0.41	0.57	0.88	0.39	0.92	0.28	0.60	0.93	0.67
+Adv.Train	0.93	0.99	0.95	0.91	0.99	0.89	0.95	0.79	0.65	0.96	0.62	0.88	0.66	0.48	0.89	0.64	0.94	0.72	0.54	0.95	0.82
+ScRNN	0.81	0.97	0.90	0.91	0.84	0.71	0.92	0.69	0.82	0.74	0.53	0.85	0.59	0.72	0.64	0.50	0.89	0.61	0.76	0.65	0.75
+SIENA	0.95	0.99	0.96	0.95	0.99	0.86	0.95	0.86	0.72	0.96	0.74	0.87	0.78	0.69	0.86	0.65	0.91	0.75	0.82	0.92	0.86

Bold, Red: the best and decreased results for each base model. Results are averaged across 3 runs in the case of textCNN and textRNN.

Table 6: Comparison of Prediction Accuracy under Adversarial Attacks

5.4 Evaluation on Robustness

Table 6 summarizes the performance of all defense methods under adversarial attacks. Overall, SIENA achieves the best robustness across all attacks and datasets. On average, SIENA observes an absolute improvement of about 20% in accuracy across all base models and nearly 6.3% in accuracy over the second-best defense algorithms. To be specific, SIENA significantly outperforms other model enhancement approaches in black-box TF and TB attacks, achieving as much as 20-30% absolute increase in accuracy on Movie Reviews and Sentiment Treebank. Even though SIENA is only second-best after the misspelling-based ScRNN method in defending character-based TB attack, SIENA is more versatile, effectively defending both character and word-based adversarial texts.

Different from black-box attacks, white-box attacks are more challenging to defend because attackers now have access to the input’s gradients which are back-propagated from the target model. Nevertheless, Table 6 shows that SIENA performs well even under white-box attacks. The stochastic design of SIENA further reinforces the effects of ensemble diversity on adversarial robustness by obscuring the gradients flow exploited by the adversaries. This is especially shown in how SIENA has achieved the absolute accuracy gains of 70% and 40% under FS attack in the case of textCNN and BERT. Furthermore, even when combined with Adversarial Training, SIENA still outweighs other baselines, including the *Interpolated Adversarial Training*

Dataset Attack Type Attack Method	Movie Reviews				Sentiment Treebank			
	White Box		Black Box		White Box		Black Box	
	HF*	FS	TF	TB	HF*	FS	TF	TB
textCNN	0.19	0.04	0.15	0.07	0.09	0.07	0.16	0.07
+ADV	0.16	0.09	0.22	0.07	0.22	0.09	0.27	0.09
+DT+ADV	0.14	0.38	0.32	0.08	0.14	0.35	0.36	0.16
+ADP+ADV	0.14	0.46	0.35	0.09	0.08	0.31	0.35	0.11
+Mix+ADV	0.22	0.32	0.15	0.09	0.34	0.40	0.19	0.09
+SIENA+ADV	0.64	0.65	0.55	0.46	0.38	0.72	0.37	0.14
BERT	0.31	0.13	0.08	0.68	0.32	0.15	0.13	0.73
+ADV	0.60	0.50	0.13	0.69	0.68	0.52	0.18	0.74
+Mix+ADV	0.56	0.32	0.16	0.71	0.62	0.35	0.19	0.73
+SIENA+ADV	0.63	0.53	0.67	0.72	0.71	0.60	0.43	0.74

Table 7: Performance when Combined with Adv.Train

(Mix+ADV) proposed by (Lamb et al. 2019), by large margins (Table 7). Due to space limitation, we refer the readers to Table 12 (Appendix) for results on all datasets.

6 Discussion

6.1 Diversity of Experts

Table 1 shows examples of how experts of an ensemble model learned by SIENA can achieve all three levels of expertise: class, feature, and instance-level. On the *class-level expertise*, Table 1A illustrates that experts detect a specific clickbait in different ways, either via *promoting clickbaitness* (Head #1), *discounting non-clickbaitness* (Head #2), or *not participating* in this prediction (Head #3). Figure 3 also displays an almost orthogonal distribution of prediction

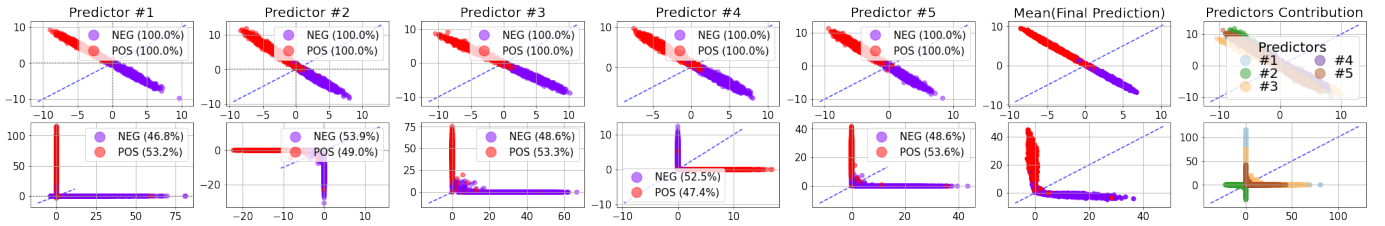


Figure 3: Prediction Logits of *DT* (top) and *SIENA* (bottom)'s Heads w.r.t Decision Threshold (blue line) on Clickbait Dataset

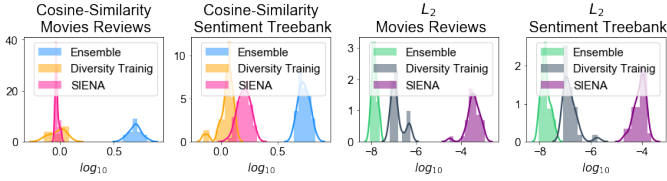


Figure 4: Divergence among Gradients of Heads

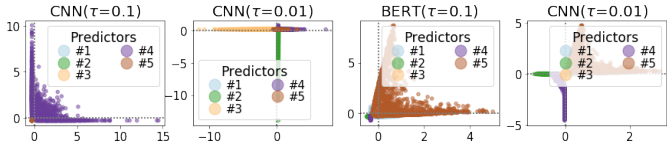


Figure 5: Distribution of Prediction Logits among Heads on Sentiment Treebank Dataset

logits from learned experts. On the *feature-level expertise*, Figure 4 shows the distribution of pairwise cosine-similarity and L_2 distance among input gradients back-propagated through different experts. Different from *DT*, experts produced by *SIENA* are diverse not only in terms of directions (via cosine-similarity), but also in terms of magnitudes (via L_2). This means even if two experts focus on the same word in a sentence, attacking one of them might not necessarily discount the other. Finally, on the *instance-level expertise*, while sub-models learned by previous ensemble methods equally participate in the final prediction, those learned by *SIENA* are assigned with different portions of positive and negative samples during inference (Figure 3).

6.2 Parameter Sensitivity Analysis

Training *SIENA* requires hyper-parameter K, T, λ and τ . We observe that arbitrary value $\lambda=0.5, K=5, T=3$ works well across all of the experiments. Though we did not observe any patterns on the effects of K on the robustness, a $K \geq 3$ performs well across all attacks (Appendix, Figure 6). On the contrary, different pairs of the inverse-temperature τ during training and inference witness varied performance w.r.t to different datasets (Appendix, Figure 7). Yet, we observe that a value of $0.1 \leq \tau \leq 0.01$ performs well on average. By setting τ during inference, we can control how many experts to use for prediction. Figure 5 shows that by decreasing $\tau : 0.1 \rightarrow 0.01$, we enable more experts in final predictions. With $K=5$, a value of $0.1 \leq \tau \leq 0.01$ corresponding to around a # of 3 experts that are actively utilized for each input.

Dataset Attack	Clickbait				Movie Reviews				AVG
	HF*	FS	TF	TB	HF*	FS	TF	TB	
textCNN	0.49	0.49	0.59	0.46	0.19	0.04	0.15	0.07	0.31
+SIENA \ ME	0.56	0.57	0.71	0.68	0.46	0.67	0.37	0.32	0.54
+SIENA \ SE	0.79	0.81	0.76	0.62	0.21	0.19	0.16	0.07	0.45
+SIENA	0.92	0.96	0.84	0.61	0.63	0.75	0.37	0.46	0.70
BERT	0.75	0.18	0.64	0.69	0.31	0.13	0.08	0.68	0.43
+SIENA \ ME	0.86	0.52	0.89	0.86	0.48	0.40	0.42	0.76	0.65
+SIENA \ SE	0.83	0.96	0.86	0.76	0.38	0.33	0.09	0.69	0.61
+SIENA	0.89	0.83	0.92	0.77	0.62	0.54	0.37	0.72	0.71

SIENA \ ME, SIENA \ SE: without *ME, SE* module.

Table 8: Ablation Test

6.3 Ablation Test

This section tests *SIENA* without *SE* and *ME* module. Table 8 shows that *SE* and *ME* performs differently across datasets. Overall, the *ME* performs better than *SE* module specifically under black-box attacks. The full *SIENA* module outperforms the two complementary modules *SE* and *ME*, with up to 9% and 5% increase in accuracy on average across all datasets in cases of CNN and BERT compared to the best individual module (Appendix, Table 13).

7 Limitation and Future Work

In this paper, we limit the architecture of each expert to be a FCN with a maximum of 3 hidden layers (except the base model $f(\mathbf{x}, \theta_{L-1}^*)$). As we include more options for this expert architecture (e.g., CNN, attention), the outcome will become more diverse. The design of *SIENA* is model-agnostic and is also applicable to other complex and large-scale NNs such as *transformers-based* models. Especially with the recent adoption of *transformer* architecture in both NLP and computer vision (Carion et al. 2020; Chen et al. 2020), potential future works include extending *SIENA* to patch other complex NN models (e.g., T5 (Raffel et al. 2019)) or other tasks and domains such as Q&A and language generation.

8 Conclusion

This paper proposes a novel algorithm, named *SIENA*, that consistently improves the adversarial robustness of textual NN models under both white-box and black-box attacks by upgrading and re-training only their last layer. By extending a single model to an ensemble of multiple experts that are diverse among feature-, prediction-, and instance-levels, *SIENA* achieves as much as 20% improvement in accuracy on average across 5 attacks on 4 NLP datasets. Thanks to its model-agnostic design, *SIENA* can help improve the adversarial robustness in NLP and other domains.

References

- Adam, G.; and Speciel, R. 2020. Evaluating Ensemble Robustness Against Adversarial Attacks. *arXiv preprint arXiv:2005.05750*.
- Anand, A.; Chakraborty, T.; and Park, N. 2017. We used neural networks to detect clickbaits: You won't believe what happened next! In *ECIR'17*, 541–547. Springer.
- Behjati, M.; Moosavi-Dezfooli, S.-M.; Baghshah, M. S.; and Frossard, P. 2019. Universal adversarial attacks on text classifiers. In *ICASSP 2019-2019 IEEE International Conference on Acoustics, Speech and Signal Processing (ICASSP)*, 7345–7349. IEEE.
- Carion, N.; Massa, F.; Synnaeve, G.; Usunier, N.; Kirillov, A.; and Zagoruyko, S. 2020. End-to-End Object Detection with Transformers. *arXiv preprint arXiv:2005.12872*.
- Chen, M.; Radford, A.; Child, R.; Wu, J.; and Jun, H. 2020. Generative Pretraining from Pixels. In *ICML'20*.
- Cheng, M.; Wei, W.; and Hsieh, C.-J. 2019. Evaluating and enhancing the robustness of dialogue systems: A case study on a negotiation agent. In *ACL'19*, 3325–3335.
- Dabouei, A.; Soleymani, S.; Taherkhani, F.; Dawson, J.; and Nasrabadi, N. M. 2020. Exploiting Joint Robustness to Adversarial Perturbations. In *CVPR'20*, 1122–1131.
- Devlin, J.; Chang, M.-W.; Lee, K.; and Toutanova, K. 2019. BERT: Pre-training of Deep Bidirectional Transformers for Language Understanding. In *NAACL-HLT (1)*, 4171–4186.
- Ebrahimi, J.; Rao, A.; Lowd, D.; and Dou, D. 2018. HotFlip: White-Box Adversarial Examples for Text Classification. In *ACL'18*. Melbourne, Australia: ACL.
- Goodfellow, I.; Shlens, J.; and Szegedy, C. 2015. Explaining and Harnessing Adversarial Examples. In *ICLR'15*.
- Jin, D.; Jin, Z.; Zhou, J. T.; and Szolovits, P. 2019. Is BERT Really Robust? Natural Language Attack on Text Classification and Entailment. *arXiv preprint arXiv:1907.11932*.
- Kariyappa, S.; and Qureshi, M. K. 2019. Improving adversarial robustness of ensembles with diversity training. *arXiv preprint arXiv:1901.09981*.
- Kim, Y. 2014. Convolutional Neural Networks for Sentence Classification. In *EMNLP'14*, 1746–1751.
- Kingma, D. P.; and Ba, J. 2013. Adam: A method for stochastic optimization. In *ICLR'13*.
- Lamb, A.; Verma, V.; Kannala, J.; and Bengio, Y. 2019. Interpolated adversarial training: Achieving robust neural networks without sacrificing too much accuracy. In *Proceedings of the 12th ACM Workshop on Artificial Intelligence and Security*, 95–103.
- Le, T.; Wang, S.; and Lee, D. 2020. MALCOM: Generating Malicious Comments to Attack Neural Fake News Detection Models. In *ICDM'20*. IEEE.
- Li, A. H.; and Sethy, A. 2019. Knowledge enhanced attention for robust natural language inference. *arXiv preprint arXiv:1909.00102*.
- Li, J.; Ji, S.; Du, T.; Li, B.; and Wang, T. 2018. TextBugger: Generating Adversarial Text Against Real-world Applications. *NDSS'18*.
- Liu, H.; Simonyan, K.; and Yang, Y. 2019. DARTS: Differentiable Architecture Search. In *ICLR'19*.
- Liu, K.; Liu, X.; Yang, A.; Liu, J.; Su, J.; Li, S.; and She, Q. 2020. A Robust Adversarial Training Approach to Machine Reading Comprehension. In *AAAI'20*, 8392–8400.
- Liu, Y.; Ott, M.; Goyal, N.; Du, J.; Joshi, M.; Chen, D.; Levy, O.; Lewis, M.; Zettlemoyer, L.; and Stoyanov, V. 2019. Roberta: A robustly optimized bert pretraining approach. *arXiv preprint arXiv:1907.11692*.
- Miyato, T.; Dai, A. M.; and Goodfellow, I. 2016. training methods for semi-supervised text classification. In *ICLR'16*.
- Mun, Y.; and Kang, J. 2019. Ensemble of Random Binary Output Encoding for Adversarial Robustness. *IEEE Access* 7: 124632–124640.
- Pang, B.; and Lee, L. 2004. A Sentimental Education: Sentiment Analysis Using Subjectivity. In *ACL'04*, 271–278.
- Pang, B.; and Lee, L. 2005. Seeing stars: Exploiting class relationships for sentiment categorization with respect to rating scales. *arXiv preprint cs/0506075*.
- Pang, T.; Xu, K.; Du, C.; Chen, N.; and Zhu, J. 2019. Improving Adversarial Robustness via Promoting Ensemble Diversity. In *ICML'19*, 4970–4979.
- Papernot, N.; McDaniel, P.; Jha, S.; Fredrikson, M.; Celik, Z. B.; and Swami, A. 2016. The limitations of deep learning in adversarial settings. In *EuroS&P'16*, 372–387. IEEE.
- Pruthi, D.; Dhingra, B.; and Lipton, Z. C. 2019. Combating Adversarial Misspellings with Robust Word Recognition. In *ACL'19*.
- Raffel, C.; Shazeer, N.; Roberts, A.; Lee, K.; Narang, S.; Matena, M.; Zhou, Y.; Li, W.; and Liu, P. J. 2019. Exploring the limits of transfer learning with a unified text-to-text transformer. *arXiv preprint arXiv:1910.10683*.
- Vaswani, A.; Shazeer, N.; Parmar, N.; Uszkoreit, J.; Jones, L.; Gomez, A. N.; Kaiser, Ł.; and Polosukhin, I. 2017. Attention is all you need. In *NIPS'17*, 5998–6008.
- Wang, A.; Singh, A.; Michael, J.; Hill, F.; Levy, O.; and Bowman, S. R. 2019a. GLUE: A Multi-Task Benchmark and Analysis Platform for Natural Language Understanding. In *ICLR'19*.
- Wang, W.; Wang, L.; Wang, R.; Wang, Z.; and Ye, A. 2019b. Towards a Robust Deep Neural Network in Texts: A Survey. *arXiv preprint arXiv:1902.07285*.
- Zhang, H.; Cisse, M.; Dauphin, Y. N.; and Lopez-Paz, D. 2018. mixup: Beyond Empirical Risk Minimization. In *ICLR'18*.
- Zhou, Y.; Jiang, J.-Y.; Chang, K.-W.; and Wang, W. 2019. Learning to Discriminate Perturbations for Blocking Adversarial Attacks in Text Classification. In *EMNLP'19*.

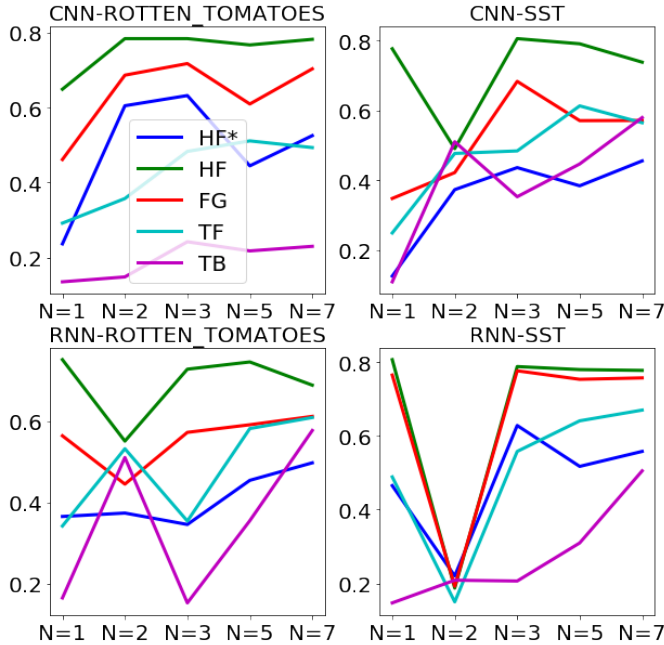


Figure 6: Effects of # of Heads K on the Prediction Performance, $K=1$ corresponds to the Base Model.

	HL		FS		TB	
	Coef	p-value	Coef	p-value	Coef	p-value
Cosine	-0.33	0.148*	-0.50	0.061**	-0.12	0.624
L_2	8.42	0.152*	11.76	0.087**	7.63	0.257*

*: p-value ≤ 0.5 ; **: p-value ≤ 0.1

Table 9: Linear Analysis on Gradient Divergence among Heads v.s. Adversarial Robustness under Different Attacks

A TECHNICAL APPENDIX

A.1 The role of inverse-temperature τ

Hyper-parameter τ (Sec. 4.1) gives us the flexibility to control the sharpness of the probability vector α . When $\tau \rightarrow \infty$, α to get closer to one-hot encoded vector, i.e., use only one head at a time. When $\tau \rightarrow 0$, α gets closer to a uniform distribution, i.e., utilize every heads equally. Figure 7 shows the performance matrix among different pairs of τ used during training and inference, denoted as τ_{train} and τ_{test} , respectively. Even though we cannot derive a clear pattern from the figure, their performance varies according to both the tested dataset and attack methods. Nevertheless, a value $0.1 \leq \tau \leq 0.01$ works well in most of the cases (Table 15).

A.2 Linear Analysis on Gradient Divergence

Table 9 shows the linear analysis on the divergence of gradient vectors among heads versus adversarial robustness under both white-box and black-box attacks. Overall, it is statistically significant that not only cosine-similarity, i.e., the difference in directions, but L_2 distance, i.e., the difference in length, among the gradient vectors are highly correlating with the adversarial robustness. This further justifies the use of L_2 distance to maximize the diversity among heads as introduced in Sec. 4.2.

Model/Dataset	CB	SJ	MR	SST
textCNN	0.97	0.90	0.79	0.83
+Ensemble	0.97	0.91	0.80	0.83
+DT	0.98	0.92	0.78	0.82
+ADP	0.98	0.91	0.79	0.81
+Mixup	0.97	0.90	0.76	0.81
+Adv.Train	0.98	0.91	0.79	0.84
+ScRNN	0.94	0.87	0.79	0.82
+SIENA	0.98	0.91	0.79	0.82
textRNN	0.97	0.91	0.78	0.79
+Ensemble	0.97	0.91	0.79	0.83
+DT	0.97	0.90	0.80	0.82
+ADP	0.97	0.91	0.79	0.82
+Mixup	0.96	0.78	0.78	0.82
+Adv.Train	0.98	0.92	0.82	0.85
+ScRNN	0.95	0.89	0.79	0.80
+SIENA	0.98	0.92	0.79	0.82
BERT	0.99	0.96	0.85	0.91
+Mixup	0.99	0.88	0.86	0.92
+Adv.Train	0.99	0.95	0.85	0.91
+ScRNN	0.97	0.94	0.83	0.87
+SIENA	0.99	0.96	0.86	0.92
ROBERTA	0.99	0.96	0.86	0.93
+Mixup	0.99	0.96	0.86	0.93
+Adv.Train	0.99	0.96	0.89	0.95
+ScRNN	0.98	0.94	0.86	0.92
+SIENA	0.99	0.96	0.87	0.94

Table 10: Accuracy without Attacks on Clickbait (CB), Subjectivity (SJ), Movie Reviews (MR) and Sentiment Treebank (SST) Dataset

A.3 Additional Evaluation on Fidelity

In addition to Table 4, Table 10 shows the prediction performance of all defense methods on the test sets *without* adversarial attacks. Overall, all baselines perform more or less the same with the base models, except *ScRNN* algorithm which observes a decrease in accuracy in many cases.

A.4 Additional Evaluation on Robustness

In addition to Table 6, Table 11 shows the prediction performance of all defense methods under adversarial attacks in $F1$ score. Since all of the datasets are balanced, we do not see much differences in the rankings among the defense algorithms in terms of prediction performance in Accuracy or $F1$. In addition to Table 7, Table 12 shows the prediction performance of all defense methods when they are combined with *Adversarial Training* across all datasets.

A.5 Additional Ablation Test

In addition to Table 8, Table 13 shows the ablation tests on all datasets. We observe that SE module performs better than ME module at black-box attacks, while ME module performs better than SE module at white-box attacks, especially in the case of BERT. Overall, the combination of the two modules, i.e., full SIENA model, performs better than individual component modules. This shows that SE and ME modules complement each other to improve the adversarial robustness of the target NN model.

Dataset Attack Type Attack	Clickbait				Subjectivity					Movie Reviews					Sentiment Treebank					AVG	
	White Box		Black Box		White Box			Black Box		White Box			Black Box		White Box			Black Box			
	HF*	HF	FS	TF	TB	HF*	HF	FS	TF	TB	HF*	HF	FS	TF	TB	HF*	HF	FS	TF		TB
textCNN	0.46	0.97	0.42	0.58	0.41	0.43	0.89	0.10	0.38	0.15	0.16	0.76	0.05	0.16	0.07	0.15	0.80	0.07	0.18	0.08	0.36
+Ensemble	0.50	0.97	0.30	0.62	0.44	0.44	0.90	0.04	0.37	0.15	0.15	0.78	0.01	0.15	0.08	0.11	0.80	0.03	0.20	0.09	0.36
+DT	0.65	0.98	0.76	0.73	0.48	0.52	0.91	0.38	0.44	0.15	0.19	0.77	0.11	0.21	0.09	0.23	0.79	0.13	0.23	0.09	0.44
+ADP	0.63	0.97	0.45	0.64	0.48	0.44	0.90	0.03	0.31	0.12	0.14	0.77	0.03	0.13	0.06	0.22	0.79	0.03	0.17	0.08	0.37
+Mixup	0.55	0.96	0.76	0.53	0.43	0.50	0.90	0.53	0.30	0.12	0.13	0.74	0.40	0.12	0.06	0.17	0.79	0.54	0.13	0.07	0.44
+Adv.Train	0.64	0.97	0.56	0.74	0.47	0.49	0.90	0.08	0.46	0.15	0.13	0.78	0.08	0.21	0.07	0.12	0.82	0.06	0.25	0.09	0.40
+ScRNN	0.47	0.93	0.52	0.66	0.94	0.46	0.86	0.09	0.50	0.86	0.19	0.76	0.14	0.35	0.77	0.18	0.80	0.08	0.34	0.81	0.54
+SIENA	0.80	0.97	0.91	0.84	0.61	0.75	0.90	0.82	0.67	0.29	0.48	0.77	0.60	0.39	0.41	0.61	0.81	0.69	0.51	0.35	0.66
textRNN	0.77	0.97	0.76	0.66	0.50	0.67	0.90	0.40	0.45	0.21	0.36	0.77	0.47	0.30	0.11	0.39	0.78	0.54	0.33	0.16	0.53
+Ensemble	0.79	0.96	0.69	0.69	0.48	0.67	0.90	0.26	0.49	0.19	0.35	0.79	0.38	0.33	0.11	0.39	0.82	0.33	0.35	0.11	0.50
+DT	0.91	0.97	0.88	0.75	0.52	0.70	0.90	0.44	0.54	0.22	0.41	0.79	0.46	0.36	0.10	0.47	0.82	0.41	0.40	0.19	0.56
+ADP	0.69	0.96	0.79	0.62	0.51	0.67	0.90	0.38	0.47	0.21	0.39	0.79	0.39	0.32	0.09	0.43	0.81	0.41	0.35	0.11	0.52
+Mixup	0.60	0.95	0.86	0.55	0.59	0.52	0.73	0.59	0.33	0.19	0.34	0.75	0.55	0.12	0.09	0.39	0.79	0.66	0.15	0.13	0.49
+Adv.Train	0.87	0.97	0.84	0.82	0.50	0.75	0.91	0.21	0.52	0.19	0.49	0.80	0.28	0.32	0.11	0.51	0.83	0.29	0.35	0.10	0.53
+ScRNN	0.73	0.94	0.72	0.72	0.95	0.63	0.88	0.39	0.56	0.88	0.41	0.79	0.51	0.42	0.78	0.39	0.78	0.50	0.47	0.79	0.66
+SIENA	0.92	0.97	0.94	0.88	0.65	0.83	0.91	0.80	0.79	0.48	0.56	0.79	0.63	0.50	0.46	0.63	0.81	0.71	0.52	0.25	0.70
BERT	0.75	0.98	0.18	0.64	0.69	0.70	0.95	0.10	0.27	0.75	0.30	0.82	0.12	0.08	0.68	0.31	0.87	0.14	0.12	0.73	0.51
+Mixup	0.24	0.97	0.01	0.64	0.73	0.72	0.95	0.07	0.29	0.75	0.31	0.82	0.04	0.07	0.69	0.42	0.88	0.04	0.11	0.73	0.47
+Adv.Train	0.94	0.99	0.63	0.86	0.74	0.87	0.94	0.42	0.42	0.79	0.60	0.82	0.44	0.13	0.69	0.68	0.88	0.51	0.17	0.74	0.66
+ScRNN	0.77	0.97	0.21	0.76	0.92	0.70	0.93	0.14	0.57	0.88	0.36	0.79	0.15	0.36	0.75	0.37	0.84	0.17	0.43	0.72	0.59
+SIENA	0.89	0.99	0.83	0.92	0.77	0.88	0.95	0.58	0.69	0.75	0.62	0.84	0.53	0.37	0.72	0.72	0.90	0.57	0.48	0.76	0.74
ROBERTA	0.81	0.98	0.81	0.89	0.99	0.80	0.95	0.77	0.65	0.96	0.49	0.85	0.54	0.42	0.86	0.49	0.91	0.60	0.51	0.93	0.77
+Mix+Gau	0.33	0.33	0.33	0.33	0.33	0.78	0.95	0.50	0.65	0.96	0.33	0.33	0.33	0.33	0.33	0.33	0.33	0.33	0.33	0.33	0.44
+Adv.Train	0.93	0.99	0.95	0.91	0.99	0.89	0.95	0.78	0.65	0.96	0.62	0.88	0.66	0.47	0.89	0.64	0.94	0.72	0.54	0.95	0.81
+ScRNN	0.81	0.97	0.90	0.91	0.84	0.71	0.92	0.68	0.81	0.73	0.53	0.85	0.58	0.72	0.64	0.50	0.89	0.60	0.76	0.65	0.75
+SIENA	0.95	0.99	0.96	0.95	0.99	0.86	0.95	0.86	0.72	0.96	0.74	0.87	0.77	0.69	0.86	0.65	0.91	0.75	0.82	0.92	0.86

Bold, Red: the best and decreased results for each base model. Results are averaged across 3 runs in the case of textCNN and textRNN.

Table 11: Comparison of Prediction $F1$ under Adversarial Attacks

A.6 Transferability for White-Box Attack

Table 14 shows the transferability performance for white-box attack HF and FS. To attack CNN-based models, we use adversarial texts that are generated to attack a surrogate white-box textRNN model. In contrast, to attack RNN-based models, we use adversarial texts that are generated to attack a surrogate white-box textCNN model. We observe that there are no clear differences in prediction performance among defense methods in the case of textCNN. In the case of textRNN, *Mixup* performs best under the transferability of white-box attacks on average. In fact, only SIENA and *Mixup* are able to improve the overall adversarial robustness of the base models for *both* textCNN and textRNN. Evaluation of adversarial robustness under adversarial texts transferred from a surrogate white-box attack depends on many factors. Thus, future works are needed to draw any meaningful conclusions.

B REPRODUCIBILITY

B.1 Software, Hardware, Dataset, Random Seed, and Source Code

- **Software:** all the implementations are written in Python (v3.7) with Pytorch (v1.5.1), Numpy (v1.19.1), Scikit-learn (v0.21.3). We rely on *Transformers* (v3.0.2) library for loading and training *transformers-based* models (e.g., BERT, ROBERTA).
- **Hardware:** we run all of the experiments on standard

server machines installed with Ubuntu OS (v18.04), 20-Core Intel(R) Xeon(R) Silver 4114 CPU @ 2.20GHz, 93GB of RAM and a Titan Xp GPU.

- **Dataset:** all of the datasets are publicly available.
- **Random Seed:** to ensure reproducibility, we set a consistent random seed using *torch.manual_seed* and *np.random.seed* function for all experiments. For the average results for the case of textCNN and textRNN (Table 4, Table 6, Table 10, Table 11), we randomly selected three different random seed numbers.
- **Source Code:** we will also release the source code of SIENA upon the acceptance of this paper.

B.2 Experimental Settings for Base Models

Architectures and Parameters

- **textCNN:** We implement the CNN sentence classification model (Kim 2014) with three 2D CNN layers, each of which is followed by a *Max-Pooling* layer. The concatenation of outputs of all Max-Pooling layers is fed into a Dropout layer with 0.5 probability, then an FCN + softmax layer for prediction. We use an *Embedding* layer of size 300 with pre-trained *Glove* embedding-matrix to transform each discrete text tokens into continuous input features before feeding them into the CNN network. Each of the three CNN layers uses 150 kernels with a size of 2, 3, 4, respectively.

Dataset Attack Type Attack	Clickbait				Subjectivity				Movie Reviews				Sentiment Treebank				AVG
	White Box		Black Box		White Box		Black Box		White Box		Black Box		White Box		Black Box		
	HF*	FS	TF	TB	HF*	FS	TF	TB	HF*	FS	TF	TB	HF*	FS	TF	TB	
textCNN	0.47	0.45	0.58	0.42	0.45	0.10	0.39	0.16	0.16	0.05	0.17	0.07	0.15	0.07	0.18	0.08	0.25
+DT+ADV	0.67	0.90	0.83	0.53	0.57	0.38	0.56	0.22	0.14	0.38	0.32	0.08	0.14	0.35	0.36	0.16	0.41
+ADP+ADV	0.83	0.92	0.83	0.53	0.51	0.62	0.51	0.20	0.14	0.46	0.35	0.09	0.08	0.31	0.35	0.11	0.43
+Mixup+ADV	0.70	0.75	0.65	0.47	0.59	0.46	0.37	0.16	0.22	0.32	0.15	0.09	0.34	0.40	0.19	0.09	0.37
+SIENA+ADV	0.86	0.90	0.79	0.49	0.64	0.85	0.63	0.22	0.64	0.65	0.55	0.46	0.38	0.72	0.37	0.14	0.58
BERT	0.75	0.18	0.64	0.69	0.70	0.10	0.27	0.75	0.31	0.13	0.08	0.68	0.32	0.15	0.13	0.73	0.41
+Mixup+ADV	0.69	0.10	0.78	0.82	0.88	0.45	0.52	0.77	0.56	0.32	0.16	0.71	0.62	0.35	0.19	0.73	0.54
+SIENA+ADV	0.90	0.64	0.91	0.85	0.62	0.51	0.50	0.63	0.63	0.53	0.67	0.72	0.71	0.60	0.43	0.74	0.66

Table 12: Prediction Performance *Accuracy* when Combined with Adv.Train (Full)

Dataset Attack Type Attack	Clickbait				Subjectivity				Movie Reviews				Sentiment Treebank				AVG
	White Box		Black Box		White Box		Black Box		White Box		Black Box		White Box		Black Box		
	HF*	FS	TF	TB	HF*	FS	TF	TB	HF*	FS	TF	TB	HF*	FS	TF	TB	
textCNN	0.47	0.45	0.58	0.42	0.45	0.10	0.39	0.16	0.16	0.05	0.17	0.07	0.15	0.07	0.18	0.08	0.25
+SIENA\ME	0.56	0.57	0.71	0.68	0.65	0.74	0.65	0.51	0.46	0.67	0.37	0.32	0.23	0.36	0.45	0.45	0.52
+SIENA\SE	0.79	0.81	0.76	0.62	0.56	0.46	0.42	0.22	0.21	0.19	0.16	0.07	0.18	0.28	0.21	0.09	0.38
+SIENA	0.81	0.91	0.84	0.62	0.75	0.82	0.68	0.32	0.48	0.60	0.40	0.42	0.61	0.69	0.51	0.36	0.61
BERT	0.75	0.18	0.64	0.69	0.70	0.10	0.27	0.75	0.31	0.13	0.08	0.68	0.32	0.15	0.13	0.73	0.41
+SIENA\ME	0.86	0.52	0.89	0.86	0.81	0.51	0.80	0.93	0.48	0.40	0.42	0.76	0.51	0.35	0.55	0.77	0.65
+SIENA\SE	0.83	0.96	0.86	0.76	0.87	0.87	0.67	0.83	0.38	0.33	0.09	0.69	0.55	0.57	0.16	0.73	0.64
+SIENA	0.89	0.83	0.92	0.77	0.88	0.59	0.69	0.75	0.62	0.54	0.37	0.72	0.72	0.57	0.50	0.76	0.70

Table 13: Ablation Test (Full)

Dataset Attack Method	Movie Reviews			Sentiment Treebank			AVG
	HF*	HF	FS	HF*	HF	FS	
textCNN	0.49	0.78	0.63	0.43	0.81	0.68	0.64
+Adv.Train	0.48	0.78	0.62	0.44	0.78	0.66	0.63
+DT	0.51	0.79	0.65	0.44	0.81	0.66	0.64
+ADP	0.53	0.75	0.54	0.47	0.79	0.66	0.62
+Mixup	0.49	0.78	0.64	0.47	0.82	0.69	0.65
+SIENA	0.50	0.79	0.64	0.44	0.82	0.69	0.65
textRNN	0.39	0.78	0.10	0.36	0.77	0.04	0.41
+Adv.Train	0.41	0.80	0.01	0.28	0.81	0.02	0.39
+DT	0.34	0.74	0.07	0.27	0.80	0.04	0.38
+ADP	0.41	0.79	0.40	0.28	0.81	0.02	0.45
+Mixup	0.45	0.77	0.34	0.32	0.79	0.34	0.50
+SIENA	0.41	0.75	0.16	0.35	0.77	0.05	0.42

Table 14: Black-Box Performance under HotFlip and FGSM Attacks

- textRNN: Because the original PyTorch implementation of RNN does not support double back-propagation on *CuDNN* which is required by *DT* and *SIENA*, to run the model on GPU, we use a publicly available *Just-in-Time (JIT)* version of GRU of one hidden layer as the main RNN cell. We use an *Embedding* layer of size 300 with pre-trained *Glove* embedding-matrix to transform each discrete text tokens into continuous input features before inputting them into the RNN layer. We flatten out all the outputs of the RNN layer, the output of which is followed by a Dropout layer with 0.5 probability, then an FCN + softmax layer for prediction.
- BERT & ROBERTA: We use the *transformers* library from *HuggingFace* to fine-tune BERT and ROBERTA model. We use the *bert-base-uncased* version of BERT and the *roberta-base* version of ROBERTA.

Vocabulary and Input Length Due to limited GPU memory, we set the maximum length of inputs for transformer-based models, i.e., BERT and ROBERTA, to 128 during training. During testing, we limit such length to 32 for ROBERTA-based models to reduce overhead computations. For textCNN and textRNN-based models, we limit the vocabulary size to $45K$, and we use all of the vocabulary tokens provided by pre-trained models for BERT and ROBERTA-based models.

B.3 Experimental Settings for Defense Methods

1. *SIENA*: we search for τ_{train} and τ_{test} by using a grid-search strategy with each value drawn from the set $\{1.0, 0.1, 0.01, 0.001\}$. In the case of textCNN and textRNN-based *SIENA* models, the best values for τ_{train} and τ_{test} are selected using the averaged prediction performance (Accuracy) under the *FS* and *TB* attack on the *validation* set. To reduce computational overhead, for BERT and ROBERTA-based *SIENA* models, the best values are selected using the the performance solely under the *FS* attack on the *validation* instead. Table 15 shows the best values found for τ_{train} and τ_{test} . For hyperparameter γ , K and T , we arbitrarily set $\gamma \leftarrow 0.5$, $K \leftarrow 5$ and $T \leftarrow 3$ and they work well across all datasets.
2. *Ensemble*: we train an ensemble model of 5 sub-models, all of which have the same architecture with the base model. We use the average loss of all sub-models as the final loss to train the model.
3. *DT*: we follow the implementation described in Section 3 of the original paper (Kariyappa and Qureshi 2019) and train an ensemble DT model with 5 sub-models, all of which have the same architecture with the base model.

Model	Parameter	CB	SJ	MR	SST
textCNN+SIENA	τ_{train}	1e-2	1	1	1e-1
	τ_{test}	1e-1	1e-1	1e-1	1e-1
textRNN+SIENA	τ_{train}	1e-2	1e-2	1	1e-2
	τ_{test}	1	1	1e-1	1e-3
BERT+SIENA	τ_{train}	1e-1	1e-1	1e-2	1e-1
	τ_{test}	1	1e-3	1e-1	1e-2
ROBERTA+SIENA	τ_{train}	1e-1	1e-2	1e-1	1e-1
	τ_{test}	1e-1	1e-1	1e-2	1e-3

Table 15: Final Hyper-Parameter τ for the Selected Best SIENA Model

We set the hyper-parameter $\lambda \leftarrow 0.5$ as suggested by the original paper.

4. *ADP*: we follow the implementation described in Section 3 of the original paper (Pang et al. 2019) and train an ensemble ADP model with 5 sub-models, all of which have the same architecture with the base model. We set the hyper-parameters required by ADP to default values ($\alpha \leftarrow 1.0$ and $\beta \leftarrow 0.5$) as suggested by the original implementation.
5. *Mix-up Training (Mix)*: we sample $\lambda \in \text{Beta}(1.0, 1.0)$ as suggested by the implementation provided by the original paper (Zhang et al. 2018).
6. *Adversarial Training*: we use a 1:1 ratio between original training samples and adversarial training samples as suggested by (Miyato, Dai, and Goodfellow 2016).
7. *ScRNN*: we use the implementation and pre-trained model provided by the original paper (Pruthi, Dhingra, and Lipton 2019).

B.4 Experimental Settings for Attack Methods

1. *HotFlip (HF* and HF)*: we adopt the implementation from AllenNLP repository. We also ensure that the cosine similarity between the embedding of word to replace with and the original token is larger than a threshold of 0.8.
2. *FGSM (FS)*: we implement FS attack following the Algorithm 1 of the original paper (Behjati et al. 2019). We set ϵ hyper-parameter of the attack to $\epsilon \leftarrow 0.5$ for all experiments.
3. *TextFooler (TF)*: we adopt the implementation provided by the original paper (Jin et al. 2019).
4. *TextBugger (TB)*: we implement the black-box version of TB attack following the Algorithm 2 and Algorithm 3 of the original paper (Li et al. 2018).

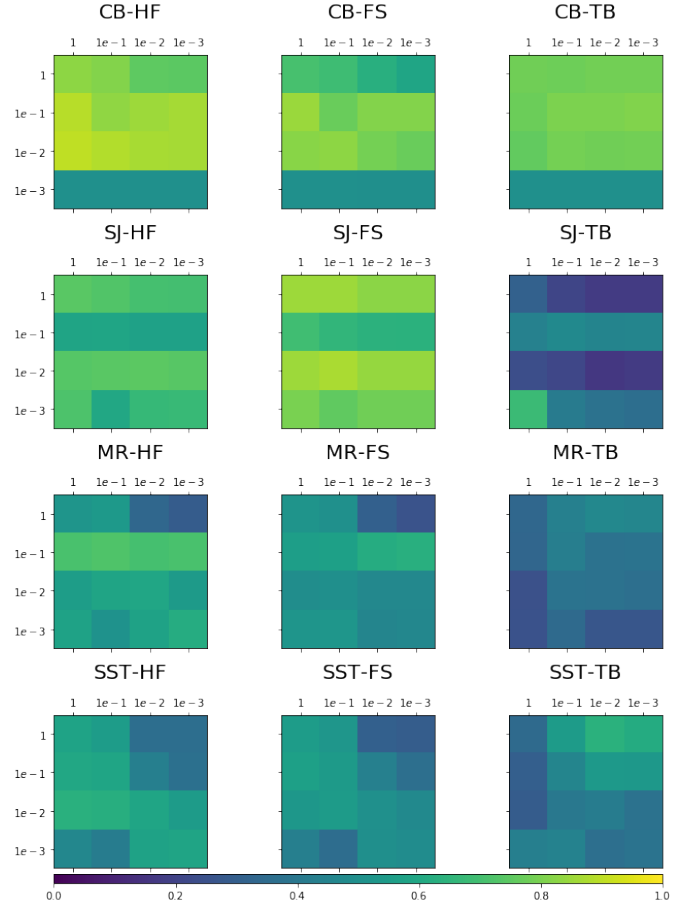


Figure 7: τ in training (x-axis) and inference (y-axis) w.r.t. Performance under Different Attack Methods on Clickbait (CB), Subjectivity (SJ), Movie Reviews (MR) and Sentiment Treebank (SST) Test Set