

Debiased Inverse Propensity Score Weighting for Estimation of Average Treatment Effects with High-Dimensional Confounders

Yuhao Wang*
Tsinghua University, China
yuhaow@tsinghua.edu.cn

Rajen D. Shah
University of Cambridge, UK
r.shah@statslab.cam.ac.uk

April 13, 2023

Abstract

We consider estimation of average treatment effects given observational data with high-dimensional pretreatment variables. Existing methods for this problem typically assume some form of sparsity for the regression functions. In this work, we introduce a debiased inverse propensity score weighting (DIPW) scheme for average treatment effect estimation that delivers \sqrt{n} -consistent estimates when the propensity score follows a sparse logistic regression model; the outcome regression functions are permitted to be arbitrarily complex. We further demonstrate how confidence intervals centred on our estimates may be constructed. Our theoretical results quantify the price to pay for permitting the regression functions to be unestimable, which shows up as an inflation of the variance of the estimator compared to the semiparametric efficient variance by a constant factor, under mild conditions. We also show that when outcome regressions can be estimated faster than a slow $1/\sqrt{\log n}$ rate, our estimator achieves semiparametric efficiency. As our results accommodate arbitrary outcome regression functions, averages of transformed responses under each treatment may also be estimated at the \sqrt{n} rate. Thus, for example, the variances of the potential outcomes may be estimated. We discuss extensions to estimating linear projections of the heterogeneous treatment effect function and explain how propensity score models with more general link functions may be handled within our framework. An R package `dipw` implementing our methodology is available on CRAN.

1 Introduction

Estimating average treatment effects from observational data is a central topic in causal inference, and has received a great deal of attention in recent years. The setup we consider involves data consisting of n i.i.d. copies of the triple $(X, Y, T) \in \mathbb{R}^p \times \mathbb{R} \times \{0, 1\}$ where X is a vector of covariates, Y is the observed outcome, and T is a binary treatment indicator. We work in the potential outcomes framework [Neyman, 1923, Rubin, 1974] and define the average treatment effect as $\tau := \mathbb{E}\{Y(1) - Y(0)\}$ where $Y(0)$ and $Y(1)$ are the potential outcomes such that $Y = Y(T)$. Identification of τ relies on the treatment assignment being as good as random conditional on observed covariates, that is $\{Y(0), Y(1)\} \perp\!\!\!\perp T \mid X$. This is an unverifiable assumption, but it may at least be more plausible when the number of covariates p is large. As a result, there has been growing interest in average treatment effect

*Part of this work was done while YW was at the University of Cambridge, UK.

estimation with high-dimensional covariates where p may potentially exceed the number of observations n .

There is a rich literature on doubly robust methods for average treatment effect estimation. Augmented inverse propensity weighting (AIPW) [Robins et al., 1994, Robins and Rotnitzky, 1995, Scharfstein et al., 1999] is perhaps the most prominent approach, along with targeted maximum likelihood estimation [Van Der Laan and Rubin, 2006]. Important modifications of the basic AIPW scheme and associated theory applicable to high-dimensional regimes were proposed in Belloni et al. [2014], Farrell [2015], Belloni et al. [2017], Chernozhukov et al. [2018a]. These involve first estimating the nuisance components, that is the propensity score $\pi(x) := \mathbb{P}(T = 1|X = x)$ and the regression functions $r_t(x) := \mathbb{E}\{Y(t)|X = x\}$, $t = 0, 1$. In order that the resulting estimator achieves a parametric $1/\sqrt{n}$ rate, the nuisance components are typically required to be estimated at a relatively slower $o(1/n^{1/4})$ rate. For example, if the propensity score and regression functions follow logistic and linear models respectively with the (maximum) sparsities of the corresponding regression coefficients being s_π and s_r , this convergence rate requirement entails that $s_\pi, s_r = o(\sqrt{n}/\log(p))$.

In recent years, there have been several advances that relax these conditions in various ways: for example Ning et al. [2020] allow for the linear and logistic models to be approximately sparse, whilst Tan [2020], Smucler et al. [2019], Dukes and Vansteelandt [2020] permit one of these models to be misspecified but ask for the corresponding parameter estimates to converge to parameters satisfying the sparsity requirements as above. The work of Bradic et al. [2019a] works with a sparse logistic regression model for the propensity score and develops a method that allows for either (i) $s_r = o(\sqrt{n}/\log p)$ and $s_\pi = o(n/\log p)$, or (ii) $s_r = o(n^{3/4}/\log p)$ and $s_\pi = o(\sqrt{n}/\log p)$, whilst still retaining a $1/\sqrt{n}$ estimation error rate. Remarkably Athey et al. [2018] relaxes the sparsity requirement on the propensity score altogether by exploiting the structure of the bias in estimation of the sparse linear response functions (where the sparsity is assumed to satisfy $s_r = o(\sqrt{n}/\log p)$) and employing a tailored covariate balancing scheme to eliminate this bias asymptotically. Building on this, Bradic et al. [2019b] introduces an estimator that additionally accommodates settings where we only have approximate sparsity in both the outcome regression model and propensity score model, the requirement on the latter being that the projection of $(T, X) \mapsto T/\pi(X) - (1-T)/(1-\pi(X))$ onto the set of linear combinations of T , X and their interaction, is approximately sparse.

Whilst these advances are important developments, they all rely on either outcome regression functions or an approximation thereof being sparse, an assumption which may not always be plausible. In this work, we introduce a debiased inverse propensity score weighting (DIPW) scheme that allows the regression functions to be completely misspecified: they can for instance be nonlinear and depend on all p variables. Our method does however rely on sparsity of the propensity score, that is $s_\pi = o(\sqrt{n}/\log p)$. The requirements thus precisely complement those of Athey et al. [2018]. One advantage of only making assumptions on the propensity score is that, trivially, we can estimate any functional of the potential outcome $\mathbb{E}\{h(Y(t))\}$ for a given function $h \in \mathbb{R} \rightarrow \mathbb{R}$ and any $t \in \{0, 1\}$. To do this we simply transform the outcomes via h and apply our procedure to the transformed data. For example, our method allows for estimation of $\text{Var}\{Y(1)\}$ (see Section 6.2).

1.1 Preliminaries and an overview of our main contributions

Recall the basic setup outlined earlier: we have available i.i.d. copies $(X_1, Y_1, T_1), \dots, (X_n, Y_n, T_n)$ of the triple $(X, Y, T) \in \mathbb{R}^p \times \mathbb{R} \times \{0, 1\}$ representing pretreatment covariates, the outcome and

a binary treatment indicator. The first component of X will typically be 1 representing an intercept term. We collect these data into $\mathbf{X} \in \mathbb{R}^{n \times p}$, $\mathbf{Y} \in \mathbb{R}^n$ and $\mathbf{T} \in \{0, 1\}^n$. Throughout the paper we assume unconfoundedness as required for identification of the average treatment effect τ .

Assumption 1. Conditioning on the observed covariate vector X , $Y(1)$ and $Y(0)$ are independent from the treatment assignment T , that is $\{Y(1), Y(0)\} \perp\!\!\!\perp T \mid X$.

We write

$$r_t(x) = \mathbb{E}\{Y(t) \mid X = x\}, \quad t = 0, 1$$

for the outcome regression functions. Then $\tau = \mathbb{E}\{r_1(X) - r_0(X)\}$.

Throughout the manuscript (with the exception of Section 5.1), we will additionally assume a logistic regression model for the propensity score and that we have overlap, that is the propensity scores are bounded away from 0 and 1.

Assumption 2. We have

$$\mathbb{P}(T = 1 \mid X = x) = \pi(x) = \psi(x^\top \gamma) \tag{1}$$

and for some $c_\pi > 0$, $c_\pi < \pi(X) < 1 - c_\pi$ almost surely.

Here $\psi(u) := \{1 + \exp(-u)\}^{-1}$ denotes the standard logistic function. We have in mind the high-dimensional setting where p is large and potentially $p \gg n$, but writing $s := |\{j : \gamma_j \neq 0\}|$, we have $s \ll p$. However, we aim to avoid such sparsity conditions or making any additional structural or smoothness assumptions on r_0 and r_1 .

To motivate our approach, first consider the standard inverse propensity weighting (IPW) estimator $\hat{\tau}_{\text{IPW}}$ given by

$$\hat{\tau}_{\text{IPW}} := \frac{1}{n} \sum_{i=1}^n \frac{T_i Y_i}{\hat{\pi}(X_i)} - \frac{1}{n} \sum_{i=1}^n \frac{(1 - T_i) Y_i}{1 - \hat{\pi}(X_i)}, \tag{2}$$

where $\hat{\pi}$ is an estimate of the propensity score function. The rationale of the IPW estimator is that were $\hat{\pi}$ to be replaced by the true propensity score π , the estimator would be an average of i.i.d. quantities each with expectation exactly equal to the target τ . In high-dimensions, the difficulty in estimating π results in the IPW having an unacceptably large bias.

Consider now the following modified IPW estimator

$$\hat{\tau} = \frac{1}{n} \sum_{i=1}^n \frac{T_i(Y_i - \mu_i)}{\hat{\pi}(X_i)} - \frac{1}{n} \sum_{i=1}^n \frac{(1 - T_i)(Y_i - \mu_i)}{1 - \hat{\pi}(X_i)}, \tag{3}$$

where we have subtracted from the i th observed outcome Y_i a quantity $\mu_i \in \mathbb{R}$. Provided $\mu_i \perp\!\!\!\perp T_i \mid \mathbf{X}$, $\hat{\tau}$ will retain the oracular unbiasedness of the IPW estimator, that is

$$\mathbb{E} \left(\frac{T_i(Y_i - \mu_i)}{\pi(X_i)} - \frac{(1 - T_i)(Y_i - \mu_i)}{1 - \pi(X_i)} \right) - \tau = \mathbb{E} \left(\frac{(1 - T_i)\mu_i}{1 - \pi(X_i)} - \frac{T_i\mu_i}{\pi(X_i)} \right) = 0.$$

Whilst this alone confers no advantage, we may attempt to choose $\boldsymbol{\mu} := (\mu_i)_{i=1}^n$ so as to reduce the bias of the regular IPW estimator. Indeed, the popular augmented inverse propensity weighting estimator (AIPW) may be recovered from (3) through taking $\mu_i =$

$\{1 - \hat{\pi}(X_i)\}\hat{r}_1(X_i) + \hat{\pi}(X_i)\hat{r}_0(X_i)$, where \hat{r}_1 and \hat{r}_0 are estimates of r_1 and r_0 respectively (see Section A.1 in the appendix for a derivation). Thus AIPW chooses $\boldsymbol{\mu}$ through estimating the function $\mu_{\text{ORA}} : \mathbb{R}^p \rightarrow \mathbb{R}$ given by

$$\mu_{\text{ORA}}(x) := \{1 - \pi(x)\}r_1(x) + \pi(x)r_0(x). \quad (4)$$

The estimator has the well-known double robustness property that if $\hat{r}_1 = r_1$ and $\hat{r}_0 = r_0$, so there is no estimation error for the outcome regressions, then an estimator of the form (3) will remain unbiased regardless of the severity of the bias in $\hat{\pi}$. Moreover, the estimator achieves the semiparametric efficient variance bound for this problem when $\hat{\pi}$ is a sufficiently good estimator of the true propensity score π .

As explained above though, here we are considering the setting where we may not have good estimates of r_1 and r_0 , and so we cannot hope to emulate the all-encompassing debiasing effect of AIPW. The sparsity of the propensity score model does however provide us with an opportunity: roughly speaking, the bias of our propensity score estimates can be expected to lie ‘only in certain directions’—this is a vague statement which we make more precise in Section 2 (and specifically (9)) but does capture the underlying intuition.

Similarly to AIPW, our approach starts with an estimate $\tilde{\boldsymbol{\mu}}$ of μ_{ORA} ; this may be constructed through applying machine learning methods to estimate each of r_1 and r_0 , or a more traditional Lasso regression. Rather than using this directly in (3) however, we then adjust this estimate by introducing an additional ‘orthogonalisation’ step to compensate for the more specific biases in the propensity score estimate. This involves solving a convex quadratic program depending on \mathbf{X} and an auxiliary dataset consisting of an i.i.d. copy of $(\mathbf{X}, \mathbf{Y}, \mathbf{T})$; such auxiliary data may be obtained with a single dataset through sample-splitting. The optimisation problem is amenable to off-the-shelf convex optimisers and the approach is therefore computationally scalable to high-dimensional and large-scale settings.

In the case that $\tilde{\boldsymbol{\mu}}$ is a sufficiently good estimate of μ_{ORA} , as for example typically required for the theoretical guarantees of AIPW, our adjustment will likely result in little change. On the other hand, if $\tilde{\boldsymbol{\mu}}$ is a poor estimate, the correction will ensure approximate unbiasedness of the resulting debiased IPW (DIPW) estimator. Importantly, this unbiasedness property makes essentially no requirements on the quality of the initial estimate $\tilde{\boldsymbol{\mu}}$. Instead, we see through our results that improved estimation here results in a smaller variance in the final estimator. In this way, our approach effectively separates out the debiasing and variance reduction effects of AIPW.

In Section 3, we show that the resulting debiased IPW (DIPW) estimator concentrates around the target τ at the parametric $1/\sqrt{n}$ rate and give a Berry–Esseen bound quantifying in finite samples, the deviation from Gaussianity (Theorem 3). We show that for a cross-fitted version of our estimator, associated confidence intervals have finite sample coverage guarantees (Theorem 4). Moreover, we show that $o(1/\sqrt{\log n})$ rates of estimation for the outcome regressions result in semiparametric efficiency (see Theorem 5). If sparse linear outcome regression models with sparsity s_r are assumed, this translates to a requirement of $s_r = o(n/\{\log(n)\log(p)\})$, which is weaker than the corresponding $s_r = o(\sqrt{n}/\log p)$ of AIPW and $s_r = o(n^{3/4}/\log p)$ of Bradic et al. [2019a]; however no such sparse regression models are necessarily required in our theory.

Whilst our basic DIPW has useful theoretical properties, a drawback of the estimator is that typically it has unwanted variance due to the randomness of the sample splitting required in its construction. In Section 4 we present a version of the estimator that averages

over multiple splits to reduce this excess variance; it is this multi-sample splitting version of the estimator that we recommend using in practice. We outline extensions of our basic methodology for estimating linear projections of the heterogeneous treatment effect function, and handling propensity score models with other link functions other than the logistic link in Section 5. Numerical experiments are contained in Section 6 and we conclude with a discussion in Section 7. The appendix of this paper contains the proofs of the theoretical results and further numerical results. An R package `dipw` implementing the methodology is available on CRAN.

2 Debiased IPW: basic methodology

In this section, we describe a simple version of our debiased IPW estimator which relies on independent auxiliary datasets $\mathcal{D}_A := (\mathbf{X}_A, \mathbf{Y}_A, \mathbf{T}_A) \in \mathbb{R}^{n_A \times p} \times \mathbb{R}^{n_A} \times \{0, 1\}^{n_A}$ and $\mathcal{D}_B := (\mathbf{X}_B, \mathbf{Y}_B, \mathbf{T}_B) \in \mathbb{R}^{n_B \times p} \times \mathbb{R}^{n_B} \times \{0, 1\}^{n_B}$ that are independent of the main dataset $(\mathbf{X}, \mathbf{Y}, \mathbf{T})$ and consist of i.i.d. copies of the triple (X, Y, T) . These datasets are used to ensure certain independencies, some of which are largely technical, which simplify our theoretical analysis in Section 3. Given only a single dataset, the separate datasets could be formed through splitting the original data into three parts. However in practice we recommend the multiple sample splitting approach described in Section 4.

Using dataset \mathcal{D}_B we first construct an estimate of the propensity score of the form $\hat{\pi}(x) = \psi(x^\top \hat{\gamma})$, where $\hat{\gamma}$ is an estimate of γ . Our default option, which we use in all our numerical experiments, is ℓ_1 -penalised logistic regression (see (26)).

Recall that in order for the modified IPW estimator $\hat{\tau}$ (3) to be useful, we must choose the correction terms μ_i such that the bias is negligible. In order to derive the appropriate form of correction, it is helpful to introduce the oracle estimate

$$\tau_{\text{ORA}} := \frac{1}{n} \sum_{i=1}^n \left(\frac{T_i(Y_i - \mu_i)}{\pi(X_i)} - \frac{(1 - T_i)(Y_i - \mu_i)}{1 - \pi(X_i)} \right), \quad (5)$$

which, as discussed in the previous section, is unbiased given the conditional independence $\boldsymbol{\mu} \perp\!\!\!\perp \mathbf{T} \mid \mathbf{X}$. We then have the following decomposition involving τ_{ORA} (see Section B for a derivation):

$$\begin{aligned} \hat{\tau} &= -\frac{1}{n} \sum_{i=1}^n \left(\frac{T_i Y_i}{\hat{\pi}_i \pi_i} - \frac{(1 - T_i) Y_i}{(1 - \hat{\pi}_i)(1 - \pi_i)} - \frac{\mu_i}{\hat{\pi}_i(1 - \hat{\pi}_i)} \right) (\hat{\pi}_i - \pi_i) \\ &\quad + \frac{1}{n} \sum_{i=1}^n (T_i - \pi_i) \left(\frac{\mu_i}{\hat{\pi}_i \pi_i} + \frac{\mu_i}{(1 - \hat{\pi}_i)(1 - \pi_i)} \right) (\hat{\pi}_i - \pi_i) + \tau_{\text{ORA}}. \end{aligned} \quad (6)$$

Here we have written $\hat{\pi}_i := \hat{\pi}(X_i) = \psi(X_i^\top \hat{\gamma})$ and $\pi_i = \pi(X_i)$ for simplicity. Now provided $\hat{\gamma}$ is independent of the main dataset, and given $\boldsymbol{\mu} \perp\!\!\!\perp \mathbf{T} \mid \mathbf{X}$, the penultimate term has mean zero due to the $T_i - \pi_i$ factor in each summand. The first term therefore constitutes the bias; its absolute value is approximately

$$\begin{aligned} &\left| \frac{1}{n} \sum_{i=1}^n \left(\frac{T_i Y_i}{\hat{\pi}_i^2} + \frac{(1 - T_i) Y_i}{(1 - \hat{\pi}_i)^2} - \frac{\mu_i}{(1 - \hat{\pi}_i) \hat{\pi}_i} \right) (\hat{\pi}_i - \pi_i) \right| \\ &\approx \left| \frac{1}{n} \sum_{i=1}^n \left(\frac{T_i Y_i}{\hat{\pi}_i^2} + \frac{(1 - T_i) Y_i}{(1 - \hat{\pi}_i)^2} - \frac{\mu_i}{(1 - \hat{\pi}_i) \hat{\pi}_i} \right) \psi'(X_i^\top \hat{\gamma}) X_i^\top (\hat{\gamma} - \gamma) \right|, \end{aligned} \quad (7)$$

the second approximation following from a Taylor series expansion. Now noting that the logistic function satisfies $\psi'(u) = \psi(u)\{1 - \psi(u)\}$, and writing

$$\tilde{Y}_i := \frac{T_i Y_i (1 - \hat{\pi}_i)}{\hat{\pi}_i} + \frac{(1 - T_i) Y_i \hat{\pi}_i}{1 - \hat{\pi}_i}, \quad (8)$$

and $\tilde{\mathbf{Y}} := (\tilde{Y}_i)_{i=1}^n$, we have that (7) is

$$\left| \frac{1}{n} \sum_{i=1}^n (\tilde{Y}_i - \mu_i) \mathbf{X}_i^\top (\hat{\gamma} - \gamma) \right| \leq \frac{1}{n} \|\mathbf{X}^\top \tilde{\mathbf{Y}} - \mathbf{X}^\top \boldsymbol{\mu}\|_\infty \|\hat{\gamma} - \gamma\|_1, \quad (9)$$

using Hölder's inequality. Under relatively weak conditions, we have that with high probability $\|\hat{\gamma} - \gamma\|_1 \lesssim s \sqrt{\log(p)/n}$ [Van de Geer et al., 2008]. This inequality encapsulates the sense in which the bias in the propensity score estimate is ‘only in certain directions’: we need only arrange that $\|\mathbf{X}^\top (\tilde{\mathbf{Y}} - \boldsymbol{\mu})\|_\infty/n$ is small, that is $\tilde{\mathbf{Y}} - \boldsymbol{\mu}$ is approximately orthogonal to the columns of \mathbf{X} , in order for the bias to be negligible.

This, however, is not entirely straightforward to achieve since, as explained in Section 1.1, in order to maintain unbiasedness of τ_{ORA} , $\boldsymbol{\mu}$ should be conditionally independent of \mathbf{T} given \mathbf{X} . To ensure this, we construct $\boldsymbol{\mu}$ as a function of \mathbf{X} and the auxiliary data, as follows. First observe that for any function $f : \mathbb{R}^p \rightarrow \mathbb{R}$,¹

$$\|\mathbf{X}^\top \{\tilde{\mathbf{Y}} - f(\mathbf{X})\} - \mathbf{X}^\top \{\boldsymbol{\mu} - f(\mathbf{X})\}\|_\infty = \|\mathbf{X}^\top \tilde{\mathbf{Y}} - \mathbf{X}^\top \boldsymbol{\mu}\|_\infty. \quad (10)$$

Given f (we discuss the choice of this below), we propose to approximate $\mathbf{X}^\top \{\tilde{\mathbf{Y}} - f(\mathbf{X})\}/n$ via $\mathbf{X}_A^\top \{\tilde{\mathbf{Y}}_A - f(\mathbf{X}_A)\}/n_A$. Here $\tilde{\mathbf{Y}}_A$ is the equivalent of $\tilde{\mathbf{Y}}$ but with Y_i and T_i in definition (8) replaced by $Y_{A,i}$ and $T_{A,i}$ for $i = 1, \dots, n_A$; for later use, we similarly define $\tilde{\mathbf{Y}}_B$. We may then choose $\boldsymbol{\mu}$ to satisfy the constraint

$$\left\| \frac{1}{n_A} \mathbf{X}_A^\top \{\tilde{\mathbf{Y}}_A - f(\mathbf{X}_A)\} - \frac{1}{n} \mathbf{X}^\top \{\boldsymbol{\mu} - f(\mathbf{X})\} \right\|_\infty \leq \eta. \quad (11)$$

Under reasonable sub-Gaussianity conditions (see Assumptions 3 and 4),

$$\left\| \frac{1}{n_A} \mathbf{X}_A^\top \{\tilde{\mathbf{Y}}_A - f(\mathbf{X}_A)\} - \frac{1}{n} \mathbf{X}^\top \{\tilde{\mathbf{Y}} - f(\mathbf{X})\} \right\|_\infty \leq c \sqrt{\frac{\log(p)}{\min(n, n_A)}} \quad (12)$$

with high probability, for a constant $c > 0$. Thus assuming $n_A \gtrsim n$, choosing $\eta \asymp \sqrt{\log(p)/n}$ should ensure that the bias is of order

$$\sqrt{\frac{\log p}{n}} \times s \sqrt{\frac{\log p}{n}} = s \frac{\log p}{n} \ll \frac{1}{\sqrt{n}}$$

under a sparsity condition of the form $s \ll \sqrt{n}/\log p$. Note that with high probability $\tilde{\mathbf{Y}}$ will be feasible for (11) so the constraint set will be non-empty.

This type of use of auxiliary data is related to the idea of cross-fitting (as popularised e.g. by Chernozhukov et al. [2018c]) which involves estimating nuisance functions on auxiliary data to ensure the estimates are independent of the main dataset. The crucial difference here

¹We use the convention that a function $g : \mathbb{R}^p \rightarrow \mathbb{R}$ applied to a matrix $\mathbf{M} \in \mathbb{R}^{m \times p}$ is the vector formed from applying g to each row of \mathbf{M} , that is, $g(\mathbf{M}) := (g(M_i))_{i=1}^m$ where $M_i \in \mathbb{R}^p$ is the i th row of \mathbf{M} .

is that $\boldsymbol{\mu}$ does depend on the main dataset, as it must in order to ensure the approximate orthogonality we require; however, this dependence is only through \mathbf{X} . A related ‘partial’ cross-fitting scheme also appears in the work of [Bradic et al. \[2019b\]](#), which is contemporaneous with ours here, but in the context of estimating regression coefficients.

Constraint (11), even with f fixed, does not uniquely identify $\boldsymbol{\mu}$; we would thus like to pick an element of the constraint set so the variance of the estimator is small. Recall the relationship between $\hat{\tau}$ and τ_{ORA} in (6). The above analysis shows that we can expect $\hat{\tau} \approx \tau_{\text{ORA}}$, so $\text{Var}(\hat{\tau}) \approx \text{Var}(\tau_{\text{ORA}})$. As indicated in Section 1.1, the variance minimising μ_i should be

$$\mu_{\text{ORA}}(X_i) =: \mu_{\text{ORA},i} = \mathbb{E}(\tilde{Y}_{\text{ORA},i} | X_i), \quad (13)$$

where $\tilde{Y}_{\text{ORA},i}$ is like \tilde{Y}_i (8) but with $\hat{\pi}_i$ replaced with the true propensity score π_i ; see Section A.2 in the appendix for a derivation of the final equality. Indeed, observe that the i th summand of τ_{ORA} may be written as

$$\tau_{\text{ORA},i} := \frac{(T_i - \pi_i)(Y_i - \mu_i)}{\pi_i(1 - \pi_i)}.$$

We then have the following result.

Lemma 1. *The function μ_i of X_1, \dots, X_n that minimises $\text{Var}(\tau_{\text{ORA},i})$ is $\mu_i(X_1, \dots, X_n) = \mu_{\text{ORA},i}$.*

This suggests we should encourage μ_i to be close to $\mu_{\text{ORA},i}$; however directly regressing $\tilde{\mathbf{Y}}$ on \mathbf{X} would violate our requirement that $\boldsymbol{\mu} \perp \mathbf{T} \mid \mathbf{X}$. Instead, we propose to construct an estimate $\tilde{\boldsymbol{\mu}}$ of the function μ_{ORA} using dataset \mathcal{D}_B ; treating $\tilde{\boldsymbol{\mu}}(X_i)$ as a proxy of $\mu_{\text{ORA},i}$, we may pick the $\boldsymbol{\mu}$ minimising $\|\boldsymbol{\mu} - \tilde{\boldsymbol{\mu}}(\mathbf{X})\|_2^2$ subject to our constraint (11). This $\tilde{\boldsymbol{\mu}}$ may be formed either through

- (a) regressing $\tilde{\mathbf{Y}}_B$ onto \mathbf{X}_B , or;
- (b) estimating each of r_1 and r_0 by regressing treatment and control groups onto the confounders separately, and forming $\tilde{\boldsymbol{\mu}}(x) = \{1 - \hat{\pi}(X_i)\}\hat{r}_1(X_i) + \hat{\pi}(X_i)\hat{r}_0(X_i)$.

See Section 6 for illustrations of each of these approaches.

It remains to fix function f , for which we can use $\tilde{\boldsymbol{\mu}}$ once more: the constant c in (12) will be related to the variances of $X_{ij}\{\tilde{Y}_i - f(X_i)\}$ for $j = 1, \dots, p$, which should be small when f is close to $\mathbb{E}(\tilde{Y}_i | X_i)$.

We thus arrive at the following convex quadratic programme for determining $\boldsymbol{\mu} = \hat{\boldsymbol{\mu}}$

$$\begin{aligned} \hat{\boldsymbol{\mu}} &= \underset{\boldsymbol{\mu} \in \mathbb{R}^n}{\text{argmin}} \frac{1}{n} \|\tilde{\boldsymbol{\mu}}(\mathbf{X}) - \boldsymbol{\mu}\|_2^2 \\ \text{subject to} \quad &\left\| \frac{1}{n_A} \mathbf{X}_A^\top \{\tilde{\mathbf{Y}}_A - \tilde{\boldsymbol{\mu}}(\mathbf{X}_A)\} - \frac{1}{n} \mathbf{X}^\top \{\boldsymbol{\mu} - \tilde{\boldsymbol{\mu}}(\mathbf{X})\} \right\|_\infty \leq \eta. \end{aligned} \quad (14)$$

When no feasible $\hat{\boldsymbol{\mu}}$ exists, we simply set $\hat{\boldsymbol{\mu}} = \mathbf{0}$; as explained earlier however, $\tilde{\mathbf{Y}}$ is a feasible solution with high probability. With this we can define the basic version of our debiased inverse probability weighting estimator $\hat{\tau}_{\text{DIPW}}$:

$$\hat{\tau}_{\text{DIPW}} := \frac{1}{n} \sum_{i=1}^n \left(\frac{T_i(Y_i - \hat{\mu}_i)}{\hat{\pi}_i} - \frac{(1 - T_i)(Y_i - \hat{\mu}_i)}{1 - \hat{\pi}_i} \right). \quad (15)$$

The choice of regression method to produce $\tilde{\mu}$ will affect the variance of the final estimator and the constant multiplying the bias term, but not rate at which the bias decays. Importantly there is no need for $\tilde{\mu}(X_i)$ to genuinely approximate $\mu_{\text{ORA},i}$ and even the simple choice $\tilde{\mu}(x) \equiv 0$ will result in $1/\sqrt{n}$ rates for estimating τ .

In the following section, we present some theoretical properties of $\hat{\tau}_{\text{DIPW}}$ before describing a multi-sample splitting version in Section 4 that does not require auxiliary datasets and is the default version we recommend using in practice.

3 Theoretical properties

In this section, we investigate some theoretical properties of our debiased IPW scheme. We first study the basic estimator $\hat{\tau}_{\text{DIPW}}$ (15) which uses auxiliary datasets as described in Section 2. We show via a Berry–Esseen bound that $\hat{\tau}_{\text{DIPW}}$ is approximately Gaussian about the average treatment effect conditioned on the covariates (Theorem 2), with a variance that decays at the optimal $1/n$ rate. We further show that $\hat{\tau}_{\text{DIPW}}$ concentrates around the (unconditional) average treatment effect parameter τ at the optimal $1/n$ rate (Theorem 3). A noteworthy feature of the results is that they require essentially no assumptions on the complexity of the regression functions that might allow them to be estimable, and quantify the price to pay for this which manifests itself as a constant factor inflation of the variance of the estimator. Thus our theory here supports the idea that DIPW is particularly well-suited to settings where the outcome regression models may be very hard to estimate consistently, but the propensity score is expected to be estimable (as may be ascertained in practice via a goodness-of-fit test such as the generalised residual prediction test of Jankova et al. [2020]); this thinking is further evidenced numerically in Section 6.

In Section 3.2 we consider a setting with only a single main sample, and use cross-fitting to construct a confidence interval for the conditional average treatment effect, for which we provide finite sample coverage guarantees. We also show that under conditions on how well the outcome regression functions r_1 and r_0 are estimated, our approach delivers efficient estimation of the average treatment effect τ .

For all of the results to follow, in addition to the unconfoundedness, overlap and propensity score model assumptions (Assumptions 1 and 2), it will be convenient to make the following assumptions about the distribution of the high-dimensional confounders X and the potential outcomes $Y(0), Y(1)$.

Assumption 3. The potential outcomes $Y(0), Y(1)$ are sub-Gaussian random variables, so there exists $\sigma_Y > 0$ such that $\mathbb{E}(\exp[\alpha\{Y(t) - \mathbb{E}Y(t)\}]) \leq \exp(\alpha^2\sigma_Y^2/2)$ for all $\alpha \in \mathbb{R}$ and $t = 0, 1$. Furthermore we assume there exists a constant $m_Y > 0$ such that $\max_{t=0,1} |\mathbb{E}Y(t)| \leq m_Y$.

Assumption 4. The first component of X is 1, representing an intercept term. Denoting by $Z \in \mathbb{R}^{p-1}$ the remaining components of X , we assume Z is sub-Gaussian with $\mathbb{E}Z = 0$, so there exists $\sigma_Z > 0$ such that for each $u \in \mathbb{R}^{p-1}$ with $\|u\|_2 = 1$, and for all $\alpha \in \mathbb{R}$, $\mathbb{E}\{\exp(\alpha u^\top Z)\} \leq \exp(\alpha^2\sigma_Z^2/2)$.

The assumption that the potential outcomes are sub-Gaussian and of bounded mean will be satisfied for example if they are bounded random variables, or if $r_t(X)$ for $t = 0, 1$ are sub-Gaussian with bounded mean and the errors $Y(t) - r_t(X)$ are sub-Gaussian. Assumption 4 that $\mathbb{E}Z = 0$ above is here only made for simplicity and is not essential for our main arguments.

The sub-Gaussianity of Z then implies in particular that the largest eigenvalue of $\text{Var}(Z)$ is bounded. We also assume that p is not too large compared to n , as is typical in the high-dimensional statistics literature, and also place a lower bound on p and s to simplify the statements of the results to follow.

Assumption 5. There exists a sequence $(a_n)_{n=1}^\infty$ with $\lim_{n \rightarrow \infty} a_n = 0$ such that $\log(p)/n = a_n$. Furthermore $p \geq 2$ and $s \geq 1$.

3.1 Results with auxiliary data

In this section, we investigate some theoretical properties of the basic debiased IPW estimator $\hat{\tau}_{\text{DIPW}}$ (15), assuming the existence of auxiliary datasets \mathcal{D}_A and \mathcal{D}_B as in Section 2. For simplicity of exposition, throughout this section we assume that $n = n_A$.

There are two potential targets we may be interested in estimating using $\hat{\tau}_{\text{DIPW}}$: the first is the average treatment effect $\tau = \mathbb{E}\{Y(1) - Y(0)\}$, and the second is a version conditional on the observed covariates

$$\bar{\tau} := \frac{1}{n} \sum_{i=1}^n \mathbb{E}\{Y_i(1) - Y_i(0) | X_i\}. \quad (16)$$

In order to present our results on the estimation of these quantities, we first introduce the following notation. Let us write

$$\varepsilon(t) := Y(t) - r_t(X) \quad \text{and} \quad \varepsilon_i(t) = Y_i(t) - r_t(X_i), \quad t = 0, 1.$$

Let $\mathcal{D} := (\mathbf{X}, \mathcal{D}_A, \mathcal{D}_B)$. Define the event $\Omega(c_\gamma, c_{\tilde{\mu}}, c_{\hat{\pi}})$ depending on constants $c_\gamma, c_{\tilde{\mu}} > 0$ and $c_{\hat{\pi}} \in (0, 1/2]$ to be such that

- (i) $\|\hat{\gamma} - \gamma\|_1 \leq c_\gamma s \sqrt{\log(p)/n}$ and $\|\hat{\gamma} - \gamma\|_2 \leq c_\gamma \sqrt{s \log(p)/n}$;
- (ii) $c_{\hat{\pi}} \leq \hat{\pi}_i \leq 1 - c_{\hat{\pi}}$ and $c_{\hat{\pi}} \leq \hat{\pi}_{A_i} \leq 1 - c_{\hat{\pi}}$ for all $i = 1, \dots, n$;
- (iii) $|\mathbb{E}\{\tilde{\mu}(X) | \mathcal{D}_B\}| < c_{\tilde{\mu}}$ and for all $\alpha \in \mathbb{R}$, $\mathbb{E}(\exp[\alpha\{\tilde{\mu}(X) - \mathbb{E}\{\tilde{\mu}(X) | \mathcal{D}_B\}\}] | \mathcal{D}_B) \leq \exp(\alpha^2 c_{\tilde{\mu}}^2 / 2)$.

Here $\hat{\pi}_{A_i}$ is the equivalent of $\hat{\pi}_i$ but related to the dataset \mathcal{D}_A . Our results will require that this event occurs with high probability. If $\hat{\gamma}$ is the output of a Lasso logistic regression, we are guaranteed that (i) occurs with high probability under appropriate conditions on X [Van de Geer et al., 2008] and similarly for (ii) for which a sufficient (but not necessary) condition is the sparsity requirement of Assumption 6 (see Lemma 17 in the appendix).

Condition (iii) requires $\tilde{\mu}(X)$ to be conditionally sub-Gaussian with bounded conditional mean. While this is a non-standard condition, we do not regard it as very strong, and there are several settings under which we can expect this to be satisfied for some constant $c_{\tilde{\mu}}$. Firstly, the results in this section, and their conclusions regarding the fast $1/\sqrt{n}$ rate of estimation of treatment effects hold true when $\tilde{\mu}$ is simply chosen to be the 0 function, or any constant function. More generally, this will hold whenever $\tilde{\mu}$ is bounded. For example, when the potential outcomes are bounded (see also Assumption 3 and the following discussion), using each of the approaches (a) or (b) in Section 2 to form $\tilde{\mu}$ and employing either regression trees [Breiman, 2017] or random forests [Breiman, 2001] for the regressions will result in $\tilde{\mu}$ being bounded, and hence (iii) being satisfied. If $\tilde{\mu}$ were constructed through Lasso regressions, then

the ℓ_2 -norm of the regression coefficient being bounded will ensure (iii) provided Assumption 4 holds.

In order to state our first result concerning estimation of $\bar{\tau}$, it will be convenient to define the following quantities:

$$\begin{aligned}\sigma_\mu^2 &:= \frac{1}{n} \sum_{i=1}^n \frac{(\hat{\mu}_i - \mu_{\text{ORA},i})^2}{\pi_i(1 - \pi_i)} \\ \bar{\sigma}^2 &:= \frac{1}{n} \sum_{i=1}^n \left(\frac{\mathbb{E}\{\varepsilon_i(1)^2 | X_i\}}{\pi_i} + \frac{\mathbb{E}\{\varepsilon_i(0)^2 | X_i\}}{1 - \pi_i} \right) \\ \bar{\rho}^3 &:= \frac{1}{n} \sum_{i=1}^n [\mathbb{E}\{|\varepsilon_i(1)|^3 | X_i\} + \mathbb{E}\{|\varepsilon_i(0)|^3 | X_i\}].\end{aligned}$$

We will see that σ_μ^2 is a term by which the asymptotic mean-squared error (MSE) of $\hat{\tau}_{\text{DIPW}}$ is increased beyond the MSE $\bar{\sigma}^2$ attainable by AIPW when π , r_0 and r_1 are estimated sufficiently well. The quantity $\bar{\rho}^3$ plays a role in bounding the rate of convergence of $\sqrt{n}(\hat{\tau}_{\text{DIPW}} - \bar{\tau})$ to a Gaussian distribution in a Berry–Esseen bound, as we see below.

Theorem 2. *Let $\hat{\tau}_{\text{DIPW}}$ be the estimator (15) where $\hat{\mu} \in \mathbb{R}^n$ is constructed via (14) with tuning parameter $\eta = c_\eta \sqrt{\log(p)}/n$ and constant $c_\eta > 0$ is sufficiently large. Suppose Assumptions 1–5 hold. Then we have the decomposition*

$$\sqrt{n}(\hat{\tau}_{\text{DIPW}} - \bar{\tau}) = \delta + \sqrt{\sigma_\mu^2 + \bar{\sigma}^2} \zeta$$

in which given constants $c_\gamma, c_{\bar{\mu}} > 0$, $c_{\bar{\pi}} \in (0, \frac{1}{2}]$ and $m \in \mathbb{N}$, we have that δ and ζ satisfy the following properties:

(i) *there exist constants² $c_\delta, c > 0$ such that*

$$\mathbb{P}\left(\delta > c_\delta(s + \sqrt{s \log n}) \frac{\log p}{\sqrt{n}}\right) \leq \mathbb{P}(\Omega^c(c_\gamma, c_{\bar{\mu}}, c_{\bar{\pi}})) + c(p^{-m} + n^{-m}); \quad (17)$$

(ii) *there exists constant $c_\zeta > 0$ such that*

$$\sup_{t \in \mathbb{R}} |\mathbb{P}(\zeta \leq t | \mathcal{D}) - \Phi(t)| \leq \frac{c_\zeta}{\sqrt{n}} \frac{\sigma_\mu^2 \|\hat{\mu} - \mu_{\text{ORA}}\|_\infty + \bar{\rho}^3}{(\sigma_\mu^2 + \bar{\sigma}^2)^{3/2}}. \quad (18)$$

Before discussing the specifics of the result, we note that informally, Theorem 2 says that in an asymptotic regime where $n, p \rightarrow \infty$ and where $(s + \sqrt{s \log n}) \log p / \sqrt{n} \rightarrow 0$, we have approximately that

$$\sqrt{n}(\hat{\tau}_{\text{DIPW}} - \bar{\tau}) | \mathcal{D} \sim \mathcal{N}(0, \sigma_\mu^2 + \bar{\sigma}^2).$$

This interpretation relies in particular on $s \log(p) / \sqrt{n} \rightarrow 0$, which is a common sparsity requirement seen for example in the theory relating to the debiased Lasso [Zhang and Zhang, 2014, Van de Geer et al., 2014, Javanmard and Montanari, 2014] and approximate residual balancing [Athey et al., 2018]; this condition comes from needing to control the first term

²Here and below, the constants in the conclusions of our results may depend upon quantities introduced as constants in the relevant conditions for these results.

in (6). Additionally, we require $\log p\sqrt{s\log(n)/n} \rightarrow 0$. This is a relatively weak sparsity requirement, and will be implied by the former more standard sparsity condition whenever $\log n \leq \text{const.} \times \sqrt{s}$. The need for this condition stems from requiring control of the second term in (6); an alternative would be to include the effect of this term in the approximately Gaussian quantity ζ as it is mean-zero.

Importantly, the variance term σ_μ^2 that we incur in addition to the $\bar{\sigma}^2$ attainable by AIPW when all nuisance functions are known, is well-controlled. We can show (see (48) in the Appendix) that there exist constants $c, c_\mu > 0$ such that $\sigma_\mu^2 \leq c_\mu$ with probability at least $1 - \mathbb{P}(\Omega^c(c_\gamma, c_{\bar{\mu}}, c_{\hat{\pi}})) + c(p^{-m} + n^{-m})$. Thus even if $\tilde{\mu}$ does a poor job at estimating μ_{ORA} , the estimation error of $\hat{\tau}_{\text{DIPW}}$ decays at the parametric $1/\sqrt{n}$ rate.

We now turn to the quality of the Gaussian approximation as given by the right-hand side of (18). First note that $\|\hat{\boldsymbol{\mu}} - \boldsymbol{\mu}_{\text{ORA}}\|_\infty \leq \|\hat{\boldsymbol{\mu}}\|_\infty + \|\boldsymbol{\mu}_{\text{ORA}}\|_\infty$. It is straightforward to show that $\|\boldsymbol{\mu}_{\text{ORA}}\|_\infty = O_{\mathbb{P}}(\sqrt{\log n})$ so the right-hand side of (18) is small whenever $\|\hat{\boldsymbol{\mu}}\|_\infty/\sqrt{n}$ is small. We can easily include a constraint on $\|\hat{\boldsymbol{\mu}}\|_\infty$ in our convex quadratic program (14); however our experience in practice is that typically $\|\hat{\boldsymbol{\mu}}\|_\infty/\sqrt{n} \ll 1$ so the additional constraint appears unnecessary. Under reasonable conditions, we can expect that the ratio $\bar{\rho}^3/\bar{\sigma}^3$ is bounded with high probability: for example if the errors $(\varepsilon(0), \varepsilon(1))$ are independent of X , the ratio is up to a constant factor bounded above by

$$\frac{\mathbb{E}\{|\varepsilon(0)|^3\} + \mathbb{E}\{|\varepsilon(1)|^3\}}{[\mathbb{E}\{\varepsilon(0)^2\}]^{3/2} + [\mathbb{E}\{\varepsilon(1)^2\}]^{3/2}}.$$

If \mathbf{X} is not considered to be deterministic, a more appropriate target parameter is τ . Theorem 3 below gives guarantees on the error in estimating this using $\hat{\tau}_{\text{DIPW}}$. In order to state our result, we introduce the following quantities:

$$\sigma^2 := \text{Var}\left(r_1(X) - r_0(X) - \tau + \frac{T\varepsilon(1)}{\pi(X)} - \frac{(1-T)\varepsilon(0)}{1-\pi(X)}\right), \quad (19)$$

$$\rho^3 := \mathbb{E}\left|r_1(X) - r_0(X) - \tau + \frac{T\varepsilon(1)}{\pi(X)} - \frac{(1-T)\varepsilon(0)}{1-\pi(X)}\right|^3. \quad (20)$$

Theorem 3. *Consider the setup of Theorem 2. We have the decomposition*

$$\sqrt{n}(\hat{\tau}_{\text{DIPW}} - \tau) = \delta + \sigma_\mu\zeta_1 + \sigma\zeta_2 \quad (21)$$

and given constants $c_\gamma, c_{\bar{\mu}} > 0$, and $c_{\hat{\pi}} \in (0, 1/2]$, we have that δ, ζ_1 and ζ_2 satisfy the following properties:

(i) δ satisfies (i) of Theorem 2;

(ii) there exists constants $c_{\zeta,1}, c_{\zeta,2}$ such that

$$\begin{aligned} \sup_{t \in \mathbb{R}} |\mathbb{P}(\zeta_1 \leq t | \mathcal{D}) - \Phi(t)| &\leq \frac{c_{\zeta,1}}{\sqrt{n}} \frac{\|\hat{\boldsymbol{\mu}} - \boldsymbol{\mu}_{\text{ORA}}\|_\infty}{\sigma_\mu}, \\ \sup_{t \in \mathbb{R}} |\mathbb{P}(\zeta_2 \leq t) - \Phi(t)| &\leq \frac{c_{\zeta,2}}{\sqrt{n}} \frac{\rho^3}{\sigma^3}; \end{aligned}$$

(iii) $\mathbb{E}(\zeta_1\zeta_2 | \mathcal{D}) = 0$.

Theorem 3 says that $\hat{\tau}_{\text{DIPW}}$ concentrates around τ at the optimal \sqrt{n} rate. Moreover the uncorrelatedness property (iii) implies that its MSE satisfies

$$\begin{aligned} n\mathbb{E}\{(\hat{\tau}_{\text{DIPW}} - \tau)^2\} &= n\mathbb{E}[\mathbb{E}\{(\hat{\tau}_{\text{DIPW}} - \tau)^2|\mathcal{D}\}] \\ &\approx \mathbb{E}\sigma_\mu^2 + \sigma^2. \end{aligned}$$

Note that σ^2 is the semiparametric efficient variance bound based on a dataset of size n achieved for example by AIPW when r_0, r_1 and π are all estimable at sufficiently fast rates. The term $\mathbb{E}\sigma_\mu^2$ may therefore be viewed as a price to pay for not being able to estimate r_0 and r_1 ; in Section 3.2.2 we investigate conditions under which efficiency is achieved.

We also remark that the decomposition (21) is not quite an asymptotic normality result as whilst $\sigma\zeta_2$ is marginally Gaussian, $\sigma_\mu\zeta_1$ is only conditionally Gaussian given \mathcal{D} : marginally it is a mixture of mean-zero Gaussians with variances determined by the distribution of σ_μ^2 . This latter distribution is intractable without assumptions on r_0 and r_1 , which we are avoiding here.

One unsatisfactory aspect of the setup here from a practical perspective, is that the results and indeed the method require the use of an auxiliary dataset. In the next section we introduce a cross-fitting scheme that avoids this issue, and later in Section 4 we develop a multiple sample spitting scheme that aggregates over multiple sample splits and we recommend to use in practice.

3.2 Cross-fitting, confidence intervals and efficiency

In this section we consider a single dataset of size n , which we assume for simplicity to be a multiple of 3. We split the observation indices into three parts, $I_1 := \{1, \dots, n/3\}$, $I_2 := \{n/3 + 1, \dots, 2n/3\}$ and $I_3 := \{2n/3 + 1, \dots, n\}$ to give corresponding datasets $\mathcal{D}_j := (X_i, Y_i, T_i)_{i \in I_j}$, $j = 1, 2, 3$. Consider forming three corresponding estimates $\hat{\tau}_{\text{DIPW},1}, \hat{\tau}_{\text{DIPW},2}, \hat{\tau}_{\text{DIPW},3}$ where $\hat{\tau}_{\text{DIPW},j}$ is constructed as described in Section 2 but using \mathcal{D}_j as the main dataset, and taking auxiliary datasets \mathcal{D}_A and \mathcal{D}_B as \mathcal{D}_{j+1} and \mathcal{D}_{j+2} respectively, with the additions $j+1$ and $j+2$ understood to be modulo 3. Here we study properties of the aggregate estimator

$$\hat{\tau}_{\text{AVE}} := \frac{1}{3}(\hat{\tau}_{\text{DIPW},1} + \hat{\tau}_{\text{DIPW},2} + \hat{\tau}_{\text{DIPW},3}); \quad (22)$$

because of the way auxiliary data and the main data are interchanged in $\hat{\tau}_{\text{DIPW},j}$ as j varies, the above is sometimes known as a cross-fit estimator.

In order to state our theoretical results, we introduce the following quantities, analogues of which appear in Sections 2 and 3.1. For $j = 1, 2, 3$, let $\hat{\boldsymbol{\mu}}_j \in \mathbb{R}^{n/3}$ be the corresponding debiasing quantities constructed as in (14) using estimates $\tilde{\mu}_1, \tilde{\mu}_2, \tilde{\mu}_3$ of μ_{ORA} , and let $\Omega_j(c_\gamma, c_{\tilde{\mu}}, c_{\hat{\pi}})$ be defined as in the previous section, but in each case taking the main dataset as \mathcal{D}_j and auxiliary datasets as above. Let $\hat{\boldsymbol{\mu}}$ be the concatenation $\hat{\boldsymbol{\mu}} := (\hat{\boldsymbol{\mu}}_1, \hat{\boldsymbol{\mu}}_2, \hat{\boldsymbol{\mu}}_3) \in \mathbb{R}^n$. We also retain the definition of $\boldsymbol{\mu}_{\text{ORA}} \in \mathbb{R}^n$ from Section 2.

3.2.1 Confidence intervals

In this section we consider constructing confidence intervals around the conditional average treatment effect $\bar{\tau}$ (16) evaluated across the entire dataset. Recall that by Theorem 2, under conditions, $\hat{\tau}_{\text{DIPW},j}$ is an approximately unbiased and Gaussian estimator for $\bar{\tau}_j := \sum_{i \in I_j} \mathbb{E}\{Y_i(1) - Y_i(0) | X_i\} / (n/3)$. Thus we can expect that their average $\hat{\tau}_{\text{AVE}}$ estimates $\bar{\tau}$.

One complication in constructing a confidence interval is that without making any further assumptions about how close $\hat{\boldsymbol{\mu}}$ is to its oracular counterpart $\boldsymbol{\mu}_{\text{ORA}}$, we cannot argue that the $\hat{\tau}_{\text{DIPW},j}$ are independent, and thus $\hat{\tau}_{\text{AVE}}$ can have a complicated non-Gaussian distribution. However, we can construct a conservative confidence interval which still contracts at the parametric rate under reasonable conditions.

Observe that each $\hat{\tau}_{\text{DIPW},j}$ (15) is an empirical average of quantities of the form

$$\frac{T_i(Y_i - \hat{\mu}_i)}{\hat{\pi}_i} - \frac{(1 - T_i)(Y_i - \hat{\mu}_i)}{1 - \hat{\pi}_i}.$$

Let us write $\hat{\sigma}_j^2$ for the corresponding empirical variance given by

$$\hat{\sigma}_j^2 := \frac{3}{n} \sum_{i \in I_j} \left(\frac{T_i(Y_i - \hat{\mu}_i)}{\hat{\pi}_i} - \frac{(1 - T_i)(Y_i - \hat{\mu}_i)}{1 - \hat{\pi}_i} - \hat{\tau}_{\text{DIPW},j} \right)^2$$

and define $\bar{\sigma} := (\hat{\sigma}_1 + \hat{\sigma}_2 + \hat{\sigma}_3)/\sqrt{3}$. With this we can construct a confidence interval via

$$\hat{C}_\alpha := \left[\hat{\tau}_{\text{AVE}} - \frac{\bar{\sigma}}{\sqrt{n}} z_\alpha, \hat{\tau}_{\text{AVE}} + \frac{\bar{\sigma}}{\sqrt{n}} z_\alpha \right], \quad (23)$$

where z_α is the upper $\alpha/2$ point of a standard Gaussian distribution.

In order to give guarantees for \hat{C}_α we require that the bias in our estimator is dominated by the variance. To this end, we require an explicit sparsity assumption on the propensity score model; note that we avoided making such an assumption in Theorem 2 for example.

Assumption 6. There exists a sequence $(b_n)_{n=1}^\infty$ with $\lim_{n \rightarrow \infty} b_n = 0$ such that $s = b_n \sqrt{n} / \log p$.

We also make the mild assumption that the variances of the errors $\varepsilon(0), \varepsilon(1)$ are bounded away from zero.

Assumption 7. There exists $\sigma_\varepsilon > 0$ such that $\min_{t=0,1} \text{Var}(\varepsilon(t)) \geq \sigma_\varepsilon^2$.

The result below shows that $\hat{C}_{\alpha/3}$ has at least approximate $1 - \alpha$ coverage. The confidence interval $\hat{C}_{\alpha/3}$ is expected to be conservative, as the derivation of the guarantee below involves the use of a union bound involving each of the three estimators $\hat{\tau}_{\text{DIPW},j}$, $j = 1, 2, 3$; as explained earlier. Nevertheless, the confidence interval does contract at the $1/\sqrt{n}$ rate.

Theorem 4. Suppose tuning parameter $\eta = c_\eta \sqrt{\log(p)/n}$ used to form each $\hat{\mu}_j$ involved in the construction of $\hat{\tau}_{\text{AVE}}$ is such that the constant $c_\eta > 0$ is sufficiently large. Suppose Assumptions 1–7 hold and let the confidence interval \hat{C}_α be as in (23). Given constants $c_\gamma, c_{\hat{\mu}}, c_\varepsilon > 0, c_{\hat{\pi}} \in (0, \frac{1}{2}]$ and $m \in \mathbb{N}$, there exist constants $c, c_\zeta > 0$ such that with probability at least

$$1 - \sum_{j=1}^3 \mathbb{P}(\Omega_j^c(c_\gamma, c_{\hat{\mu}}, c_{\hat{\pi}})) - c(n^{-m} + p^{-m}), \quad (24)$$

we have for all $\alpha \in (0, 1]$ the finite sample coverage guarantee

$$\begin{aligned} \mathbb{P}(\bar{\tau} \in \hat{C}_{\alpha/3} \mid \mathbf{X}) &\geq 1 - \alpha \\ &- c_\zeta \left(\mathbb{E}(\|\hat{\boldsymbol{\mu}} - \boldsymbol{\mu}_{\text{ORA}}\|_\infty \mid \mathbf{X}) \sqrt{\frac{\log n}{n}} + \frac{\sqrt{b_n \log p \log n}}{n^{1/4}} + b_n + p^{-m} \right). \end{aligned} \quad (25)$$

Under reasonable conditions (see the discussion following Theorem 2) we can expect that $\mathbb{E}(\|\hat{\boldsymbol{\mu}} - \boldsymbol{\mu}_{\text{ORA}}\|_\infty | \mathbf{X}) = o_{\mathbb{P}}(\sqrt{n/\log(n)})$. Note that this accommodates $\|\hat{\boldsymbol{\mu}} - \boldsymbol{\mu}_{\text{ORA}}\|_\infty$ growing rather fast with n ; for comparison if each component of $\hat{\boldsymbol{\mu}} - \boldsymbol{\mu}_{\text{ORA}}$ was sub-Gaussian with mean of order at most $\sqrt{\log n}$ conditional on \mathbf{X} , we would have $\mathbb{E}(\|\hat{\boldsymbol{\mu}} - \boldsymbol{\mu}_{\text{ORA}}\|_\infty | \mathbf{X}) = O_{\mathbb{P}}(\sqrt{\log n})$, which would certainly satisfy the requirement. Thus we may interpret the result above as guaranteeing that with high probability, the covariates \mathbf{X} are such that the confidence interval has coverage approximately at least $1 - \alpha$. We can also take expectations on both sides of (25) to obtain a more conventional unconditional coverage guarantee, though without conditioning on \mathbf{X} , the target ‘parameter’ $\bar{\tau}$ is not fixed.

3.2.2 Efficiency

The previous results have placed no requirement on the quality of the estimate of $\boldsymbol{\mu}_{\text{ORA}}$. Here we show that if we make such assumptions, $\hat{\tau}_{\text{AVE}}$ can attain efficiency. Let us write $\tilde{\boldsymbol{\mu}}(\mathbf{X}) \in \mathbb{R}^n$ for the vector with i th component $\tilde{\mu}_j(X_i)$ if $i \in I_j$. Recall that the efficient variance we hope to achieve is given by σ^2 (19). The following result shows that $\sqrt{n}(\hat{\tau}_{\text{AVE}} - \tau)$ is approximately Gaussian with variance σ^2 , provided $\tilde{\boldsymbol{\mu}}(\mathbf{X})$ is a sufficiently good estimate of $\boldsymbol{\mu}_{\text{ORA}}$, and the propensity score model is sufficiently sparse.

Theorem 5. *Suppose we construct $\hat{\tau}_{\text{AVE}}$ as in Theorem 4 and suppose Assumptions 1–5 hold, we have the decomposition*

$$\sqrt{n}(\hat{\tau}_{\text{AVE}} - \tau) = \delta + \sigma\zeta,$$

in which given constants $c_\gamma, c_{\tilde{\mu}} > 0, c_{\hat{\pi}} \in (0, 1/2]$ and $m \in \mathbb{N}$, we have that δ and ζ satisfy the following properties:

(i) *there exist constants $c_\delta, c > 0$ such that with probability at least that given in (24),*

$$|\delta| \leq c_\delta(s + \sqrt{s \log n}) \frac{\log p}{\sqrt{n}} + c_\delta \sqrt{\frac{\log n}{n}} \|\tilde{\boldsymbol{\mu}}(\mathbf{X}) - \boldsymbol{\mu}_{\text{ORA}}\|_2;$$

(ii) *there exists constant $c_\zeta > 0$ such that*

$$\sup_{t \in \mathbb{R}} |\mathbb{P}(\zeta \leq t) - \Phi(t)| \leq \frac{c_\zeta}{\sqrt{n}} \frac{\rho^3}{\sigma^3}.$$

Suppose that each $\tilde{\mu}_j$ is constructed by first estimating r_1 and r_0 by $\hat{r}_{1,j}$ and $\hat{r}_{0,j}$ respectively, and then setting $\tilde{\mu}_j(x) := \{1 - \hat{\pi}(x)\}\hat{r}_{1,j}(x) + \hat{\pi}(x)\hat{r}_{0,j}(x)$. For $t = 0, 1$, let $\hat{r}_t(\mathbf{X}) \in \mathbb{R}^n$ be the vector with i th component $\hat{r}_{tj}(X_i)$ if $i \in I_j$. The following corollary shows that provided the $\hat{r}_{1,j}$ and $\hat{r}_{0,j}$ are sufficiently good estimates for each $j = 1, 2, 3$, under a sparsity assumption, δ above will be negligible.

Corollary 6. *Consider the setup of Theorem 5 but specifically with $\tilde{\boldsymbol{\mu}}$ constructed as indicated above. Assume 6 and also $n^{1/4} \geq \log n + \log p$, for simplicity. Then we have that*

$$|\delta| \leq c_\delta \sqrt{b_n} + c_\delta \sqrt{\frac{\log n}{n}} \max_{t=0,1} \|\hat{r}_t(\mathbf{X}) - r_t(\mathbf{X})\|_2.$$

Informally then Corollary 6 says that provided $\|\hat{r}_t(\mathbf{X}) - r_t(\mathbf{X})\|_2/\sqrt{n} = o_{\mathbb{P}}(1/\sqrt{\log n})$ for $t = 0, 1$, $\sqrt{n}(\hat{\tau}_{\text{AVE}} - \tau)$ is an asymptotically normally distributed random variable and $\hat{\tau}_{\text{AVE}}$ attains the semiparametric efficiency bound. This requirement on the outcome regression estimates may be contrasted with the stronger $n^{-1/4}$ rate required in theoretical guarantees for AIPW or the $n^{-1/8}$ rate required by the estimator of Bradic et al. [2019a]. Moreover, no model assumptions on the functions r_t are needed beyond the relatively weak requirement on the convergence rate.

4 Debiased IPW: multiple sample splitting

In this section we describe a variant of the basic debiased inverse propensity weighting scheme introduced in Section 2 that in particular avoids the use of an auxiliary dataset through multiple sample splitting, and is the version we recommend using in practice. The approach is summarised in Algorithm 1 and we denote the resulting estimate by $\hat{\tau}_{\text{mDIPW}}$ for **m**ultiple sample-splitting DIPW. Below we discuss the various steps taken in the algorithm. Next in Section 4.2 we discuss the construction of confidence intervals centred on $\hat{\tau}_{\text{mDIPW}}$.

4.1 Estimation

Steps 1 and 2 of Algorithm 1 produce estimates of the propensity score and μ_{ORA} (13), though as indicated in Theorems 2 and 3, the latter estimate can be poor without affecting convergence properties of the final estimator for the average treatment effect. Any regression methods of choice can be used at this stage; in our numerical experiments we looked at using Lasso [Tibshirani, 1996] regression for 2a and random Forest [Breiman, 2001] in conjunction with approach 2b.

Unlike the basic DIPW method presented in Section 2, these are not constructed on auxiliary datasets but instead are computed using all available data. Whilst this introduces some dependence that makes theoretical analysis more problematic, our experience is that the empirical performance is improved.

Step 3 however does attempt to mimic the use of auxiliary datasets through sample splitting. This ensures that the conditional independence $\hat{\mu}_k \perp\!\!\!\perp (T_i)_{i \in I_k} \mid (X_i)_{i \in I_k}$ guaranteeing unbiasedness given oracle propensity scores (see Section 1.1), holds at least approximately. The subsets $I_1, I_3, \dots, I_{2B-1}, I_{2B}$ may be chosen uniformly at random, or in a deterministic fashion, for example according to the rows of Hadamard matrices, to keep them well-separated.

Analogously to Athey et al. [2018], we use a Lagrangian formulation (27) of our original convex program (14) as this is more convenient to optimise; we use the interior point solver `mosek` [ApS, 2019] in our implementation. The centring and re-centring steps performed in steps 3a and 3c respectively are almost equivalent to introducing the constraint that

$$\frac{1}{n_k} \sum_{i \in I_k} \check{\mu}_{ki} = \frac{1}{n_k} \sum_{i \in I_k} \check{Y}_i,$$

and so the first component of (10) corresponding to the intercept term is exactly zero. This is beneficial as then the estimation error of the intercept term, which may be large, does not contribute to the LHS of (9). The downside of this is that some additional dependence is introduced between $\check{\mu}_k$ and $(\check{Y}_i)_{i \in I_k}$ which can introduce some further bias; however our experience is that in practice the dependence is sufficiently weak that it is not problematic.

Algorithm 1 DIPW with multiple sample splitting

Input: Dataset $(\mathbf{X}, \mathbf{Y}, \mathbf{T})$ with n observations, where \mathbf{X} has first column a vector of ones representing an intercept; number of splits B ; tuning parameter $\kappa > 0$ (default choice $\kappa = 0.5$).

Output: Estimate $\hat{\tau}_{\text{mDIPW}}$ for the average treatment effect.

1. Estimate the propensity score parameter γ via a penalised logistic regression of \mathbf{T} on \mathbf{X} , e.g.

$$\hat{\gamma} := \operatorname{argmin}_{b \in \mathbb{R}^p} \left(\frac{1}{n} \sum_{i=1}^n [\log\{1 + \exp(X_i^\top b)\} - T_i X_i^\top b] + \lambda_\gamma \sum_{j=2}^p |b_j| \right) \quad (26)$$

where λ_γ is chosen by cross-validation. Write $\hat{\pi}(x) := 1/(1 + \exp(-x^\top \hat{\gamma}))$ and $\hat{\pi}_i := \hat{\pi}(X_i)$.

2. Form estimate $\tilde{\mu}$ of μ_{ORA} (13) either

2a. through regressing $\tilde{\mathbf{Y}}$ given by (8) onto \mathbf{X} ,

2b. or first estimating r_1 and r_0 by regressing treatment and control groups onto the predictors separately to give \hat{r}_1 and \hat{r}_0 , and then setting $\tilde{\mu}(x) := \{1 - \hat{\pi}(x)\}\hat{r}_1(x) + \hat{\pi}(x)\hat{r}_0(x)$.

3. Choose pairs of subsets $\{(I_{2b-1}, I_{2b}) : b = 1, \dots, B\}$ of $\{1, \dots, n\}$ where $|I_{2b}| = \lfloor n/2 \rfloor$ and $I_{2b-1} = I_{2b}^c$. Let $n_k := |I_k|$ and $n_k^c := |I_k^c|$. Construct, for $k = 1, \dots, 2B$, bias correction vectors $\tilde{\boldsymbol{\mu}}_k \in \mathbb{R}^{n_k}$, which we shall index by elements of I_k , via the following steps:

3a. Writing $m_{k,j} := \sum_{i \in I_k} X_{ij}/n_k$ and $m_{k,j}^c := \sum_{i \in I_k^c} X_{ij}/n_k^c$ for $j = 1, \dots, p$, form a mean-centred version \mathbf{X}^m of \mathbf{X} via $X_{ij}^m := X_{ij} - m_{k,j}$ for $i \in I_k$ and $X_{ij}^m := X_{ij} - m_{k,j}$ for $i \in I_k^c$.

3b. Let $\hat{\boldsymbol{\mu}}_k$ be the minimiser over $\boldsymbol{\mu} \in \mathbb{R}^{n_k}$ of

$$\frac{1 - \kappa}{\kappa n_k^2} \sum_{i \in I_k} \{\tilde{\mu}(X_i) - \mu_i\}^2 + \max_{j=1, \dots, p} \left| \frac{1}{n_k} \sum_{i \in I_k} X_{ij}^m (\mu_i - \tilde{\mu}(X_i)) - \frac{1}{n_k^c} \sum_{i \in I_k^c} X_{ij}^m (\tilde{Y}_i - \tilde{\mu}(X_i)) \right|^2; \quad (27)$$

3c. For all $i \in I_k$, set $\tilde{\mu}_{ki} := \hat{\mu}_{ki} + \frac{1}{n_k} \sum_{l \in I_k} (\tilde{Y}_l - \tilde{\mu}(X_l))$.

4. For $b = 1, \dots, B$: define $\bar{\boldsymbol{\mu}}_b \in \mathbb{R}^n$ by $\bar{\mu}_{bi} = \tilde{\mu}_{(2b-1)i}$ when $i \in I_{2b-1}$ and $\bar{\mu}_{bi} = \tilde{\mu}_{(2b)i}$ when $i \in I_{2b}$; set

$$\hat{\tau}_b := \sum_{i=1}^n \frac{T_i(Y_i - \bar{\mu}_{bi})}{\hat{\pi}_i} \bigg/ \sum_{l=1}^n \frac{T_l}{\hat{\pi}_l} - \sum_{i=1}^n \frac{(1 - T_i)(Y_i - \bar{\mu}_{bi})}{1 - \hat{\pi}_i} \bigg/ \sum_{l=1}^n \frac{1 - T_l}{1 - \hat{\pi}_l}. \quad (28)$$

$$\hat{\tau}_{\text{mDIPW}} := \frac{1}{B} \sum_{b=1}^B \hat{\tau}_b.$$

Finally in step 4, we employ the standard practice of renormalising the propensity score weights [Imbens, 2004, Lunceford and Davidian, 2004], and take as our final estimator a simple average over the estimates corresponding to the different sample-splits.

4.2 Confidence intervals

For $b = 1, \dots, B$, let $\check{\tau}_{2b-1}$ and $\check{\tau}_{2b}$ be the sums over $i \in I_{2b-1}$ and $i \in I_{2b}$ respectively in equation (28) defining $\hat{\tau}_b$. Theorem 2 indicates that each $\check{\tau}_k$ should be approximately Gaussian about

$$\bar{\tau}_k := \frac{1}{n} \sum_{i \in I_k} \mathbb{E}\{Y_i(1) - Y_i(0) | \mathbf{X}_i\},$$

but with potentially different variances. The variance of the aggregate $\hat{\tau}_{\text{mDIPW}}$ may be approximately bounded above as follows:

$$\begin{aligned} \text{Var}\left(\frac{1}{B} \sum_{b=1}^B \hat{\tau}_b \mid \mathbf{X}\right) &= \text{Var}\left(\frac{1}{B} \sum_{k=1}^{2B} \check{\tau}_k \mid \mathbf{X}\right) \\ &\approx \mathbb{E}\left\{\left(\frac{2}{B} \sum_{k=1}^{2B} (\check{\tau}_k - \bar{\tau}_k)\right)^2 \mid \mathbf{X}\right\} \\ &\leq \mathbb{E}\left(\frac{2}{B} \sum_{k=1}^{2B} (\check{\tau}_k - \bar{\tau}_k)^2 \mid \mathbf{X}\right) \\ &\approx \frac{2}{B} \sum_{k=1}^{2B} \text{Var}(\check{\tau}_k \mid \mathbf{X}), \end{aligned}$$

where the inequality in the penultimate line follows from Jensen's inequality. Now each $\text{Var}(\check{\tau}_k | \mathbf{X})$ may be estimated similarly to (51). Writing $(\check{\sigma}_k^2)_{k=1}^{2B}$ for these estimates, the argument above suggests approximating the variance of $\hat{\tau}_{\text{mDIPW}}$ by the average $\hat{\sigma}_m^2 := 2 \sum_{k=1}^{2B} \check{\sigma}_k^2 / B$. Whilst each individual $\check{\tau}_k$ may be Gaussian, we cannot be sure that the average will be. Empirically however, we have found that confidence intervals constructed analogously to (52) but centred on $\hat{\tau}_{\text{mDIPW}}$ and taking the variance as the approximate upper bound $\hat{\sigma}_m^2$ have reasonable coverage, though can sometimes be conservative. Section 6.1.3 gives the results of numerical experiments exploring the coverage properties of the confidence interval construction. We note that the approach of Guo and Shah [2023] gives an alternative scheme to address the challenges of constructing confidence intervals centred on estimators formed through multiple sample splitting, which may be less conservative; we leave exploring this further to future work.

5 Extensions

Here we outline modifications of our framework that permit link functions other than the logistic link for the propensity score model and allow for estimation of linear projections of the conditional average treatment effect function.

5.1 Other link functions

In this section we sketch how to construct a version of the DIPW estimator when the propensity model follows satisfies $\pi(x) = \phi(x^\top \gamma)$ with some general link function ϕ where both ϕ' and ϕ'' are uniformly bounded below by some constant; aside from this, we work in the setup

of Section 2. Following analogous derivations as in (7), and recalling the definition of \tilde{Y}_i in (8), the bias term in (6) can instead be written as

$$\begin{aligned} & \left| \frac{1}{n} \sum_{i=1}^n \left(\frac{T_i Y_i}{\hat{\pi}_i^2} + \frac{(1-T_i)Y_i}{(1-\hat{\pi}_i)^2} - \frac{\mu_i}{(1-\hat{\pi}_i)\hat{\pi}_i} \right) (\hat{\pi}_i - \pi_i) \right| \\ & \approx \left| \frac{1}{n} \sum_{i=1}^n \left(\frac{T_i Y_i}{\hat{\pi}_i^2} + \frac{(1-T_i)Y_i}{(1-\hat{\pi}_i)^2} - \frac{\mu_i}{(1-\hat{\pi}_i)\hat{\pi}_i} \right) \phi'(X_i^\top \hat{\gamma}) X_i^\top (\hat{\gamma} - \gamma) \right| \\ & = \left| \frac{1}{n} \sum_{i=1}^n (\tilde{Y}_i - \mu_i) \frac{\phi'(X_i^\top \hat{\gamma})}{\hat{\pi}_i(1-\hat{\pi}_i)} X_i^\top (\hat{\gamma} - \gamma) \right| \leq \frac{1}{n} \|\mathbf{X}^\top \mathbf{\Pi}(\tilde{\mathbf{Y}} - \boldsymbol{\mu})\|_\infty \|\hat{\gamma} - \gamma\|_1 \end{aligned}$$

where $\mathbf{\Pi} \in \mathbb{R}^{n \times n}$ is a diagonal matrix with

$$\Pi_{ii} = \frac{\phi'(X_i^\top \hat{\gamma})}{\hat{\pi}_i(1-\hat{\pi}_i)}.$$

In this case, instead of finding $\hat{\boldsymbol{\mu}}$ such that $\|\mathbf{X}^\top(\tilde{\mathbf{Y}} - \boldsymbol{\mu})\|_\infty/n = O(\sqrt{\log p/n})$ with high probability, we should aim for $\|\mathbf{X}^\top \mathbf{\Pi}(\tilde{\mathbf{Y}} - \boldsymbol{\mu})\|_\infty = O(\sqrt{\log p/n})$. This suggests adapting our convex program in (14) to

$$\begin{aligned} \hat{\boldsymbol{\mu}} &= \operatorname{argmin}_{\boldsymbol{\mu} \in \mathbb{R}^n} \frac{1}{n} \|\tilde{\boldsymbol{\mu}}(\mathbf{X}) - \boldsymbol{\mu}\|_2^2 \\ \text{subject to } & \left\| \frac{1}{n_A} \mathbf{X}_A^\top \mathbf{\Pi}_A \{\tilde{\mathbf{Y}}_A - \tilde{\boldsymbol{\mu}}(\mathbf{X}_A)\} - \frac{1}{n} \mathbf{X}^\top \mathbf{\Pi} \{\boldsymbol{\mu} - \tilde{\boldsymbol{\mu}}(\mathbf{X})\} \right\|_\infty \leq \eta, \end{aligned}$$

where $\mathbf{\Pi}_A$ is a version of $\mathbf{\Pi}_A$ based on dataset \mathcal{D}_A . Then based on an analysis analogous to the proof of Theorem 2, we may see that constructing $\hat{\boldsymbol{\mu}}$ using the above convex program and taking $\eta \asymp \sqrt{\log p/n}$, the theoretical properties described in Theorem 2 continue to hold in this new setting.

5.2 Heterogeneous treatment effects

Our debiased inverse propensity score estimator estimates the average treatment effect $\mathbb{E}(\Delta(X)) = \tau$, where $\Delta := r_1 - r_0$ is the conditional average treatment effect, which captures any heterogeneity in the treatment effect. In many settings it is helpful to estimate other properties of Δ . Let $W = g(X) \in \mathbb{R}^d$ be a function of $X \in \mathbb{R}^p$, where $d \ll p$. We consider here estimating the linear projection of $\Delta(X)$ onto W ; W could for example be the first few principal components of X , a collection of best estimates of the heterogeneous treatment effect function, or a subset of variables of special interest. Estimation of such linear projections of the potentially highly complex function Δ was advocated in Chernozhukov et al. [2018b] in the context where the propensity score is known exactly. In this section we outline an approach for estimating $\beta := \{\mathbb{E}(WW^\top)\}^{-1} \mathbb{E}\{\Delta(X)W\}$. Note that the problem of average treatment effect estimation we have studied thus far, may be seen as a special case of this by taking W equal to the first component of X (which is identically 1) and thus considering the projection onto an intercept term.

Let $W_i := g(X_i)$ and $W_{A,i} := g(X_{A,i})$. Observe that

$$\Delta(X) = \mathbb{E} \left(\frac{TY}{\pi(X)} - \frac{(1-T)Y}{1-\pi(X)} \mid X \right).$$

This suggests estimating β using least squares regression via

$$\hat{\beta} = \operatorname{argmin}_{b \in \mathbb{R}^d} \frac{1}{n} \sum_{i=1}^n \left(\frac{T_i(Y_i - \mu_i)}{\hat{\pi}_i} - \frac{(1 - T_i)(Y_i - \mu_i)}{1 - \hat{\pi}_i} - W_i^\top b \right)^2,$$

with $\mu \in \mathbb{R}^n$ playing a bias correcting role as before. The main bias terms that we would need to control are analogous versions of equation (9) where the i th summand is weighted by W_{ij} for each $j = 1, \dots, d$:

$$\max_{j=1, \dots, d} \left| \frac{1}{n} \sum_{i=1}^n W_{ij} (\tilde{Y}_i - \mu_i) X_i^\top (\hat{\gamma} - \gamma) \right| \leq \max_{j=1, \dots, d} \left\| \frac{1}{n} \sum_{i=1}^n W_{ij} (\tilde{Y}_i - \mu_i) X_i \right\|_\infty \|\hat{\gamma} - \gamma\|_1;$$

the inequality follows from Hölder's inequality as before. We should thus seek to choose $\mu \in \mathbb{R}^n$ such that the first term on the RHS is small. In analogy with (11), we may pick $\mu = \hat{\mu}$ given by

$$\begin{aligned} \hat{\mu} &= \operatorname{argmin}_{\mu \in \mathbb{R}^n} \frac{1}{n} \|\tilde{\mu}(\mathbf{X}) - \mu\|_2^2 \\ \text{subject to } \max_{j=1, \dots, d} \left\| \frac{1}{n_A} \sum_{i=1}^{n_A} W_{A,ij} \{\tilde{Y}_{A,i} - \tilde{\mu}(X_{A,i})\} X_{A,i} - \frac{1}{n} \sum_{i=1}^n W_{ij} \{\mu_i - \tilde{\mu}(X_i)\} X_i \right\|_\infty &\leq \eta. \end{aligned} \quad (29)$$

If we are willing to assume that $\Delta(x) = x^\top \beta$ for a sparse coefficient vector $\beta \in \mathbb{R}^p$, we can take $W_i = X_i$ and $W_{A,i} = X_{A,i}$ in the constraint (29), and estimate β using Lasso regression [Tibshirani, 1996]:

$$\hat{\beta} = \operatorname{argmin}_{b \in \mathbb{R}^p} \frac{1}{n} \sum_{i=1}^n \left(\frac{T_i(Y_i - \hat{\mu}_i)}{\hat{\pi}_i} - \frac{(1 - T_i)(Y_i - \hat{\mu}_i)}{1 - \hat{\pi}_i} - X_i^\top b \right)^2 + \lambda \sum_{j=2}^p |b_j|.$$

6 Numerical experiments

In this section we report the results of numerical experiments exploring the empirical performance of our DIPW estimator. We first consider the problem of average treatment effect estimation in Section 6.1, and then in Section 6.2 turn to the problem of estimating $\operatorname{Var}(Y(1))$, which we approach by applying our methodology to appropriately transformed responses. Section F in the appendix contains additional numerical results for the average treatment effect estimation problem where the errors are heteroscedastic.

6.1 Average treatment effect

Below we describe our experimental setups for studying estimation of the average treatment effect.

6.1.1 Experimental setups

We generate data $(X_i, T_i, Y_i) \in \mathbb{R}^p \times \{0, 1\} \times \mathbb{R}$ for $i = 1, \dots, n = 100$ and $p = 400$ according to the following logistic propensity score model for the treatment T_i and regression model for

Y_i :

$$\begin{aligned}\mathbb{P}(T_i = 1 \mid X_i) &= \psi(X_i^\top \gamma), \\ Y_i &= b(X_i) + T_i \Delta(X_i) + \varepsilon_i;\end{aligned}\tag{30}$$

here ψ denotes the standard logistic function $\psi(u) := \{1 + \exp(-u)\}^{-1}$ as before, the ε_i are independent and standard Gaussian. To compare the performance of our method under different scenarios, we consider 3 models for the generating the covariates X_i , as well as 2 constructions for the pair of functions $(b(\cdot), \Delta(\cdot))$ and 3 settings the vector of coefficients γ , as detailed below. The each of the $3 \times 2 \times 3$ settings were each simulated 250 times, with design matrices, regression functions and propensity score coefficients generated anew in each run. The results are presented in Section 6.1.2.

Covariate designs

- *Toeplitz*: We generate each sample covariate X_i interdependently according to $X_i \sim \mathcal{N}(0, \Sigma)$, where $\Sigma \in \mathbb{R}^{p \times p}$ is given by $\Sigma_{i,j} = 0.9^{|i-j|}$.
- *Exponential decay*: As above, but with Σ such that $(\Sigma^{-1})_{i,j} = 0.9^{|i-j|}$. We then renormalise Σ such that all diagonal entries of Σ equal 1.
- *Real*: We use gene expression data collated by Consortium et al. [2017], and preprocessed as described in Shah et al. [2020, Sec. 5.2], available at <https://github.com/benjaminfrot/RSVP>. We selected p genes with the largest empirical variance in the data and the first n out of a total of 491 observations.

Response function $b(\cdot)$ We consider the following two forms of the response function.

- *Dense linear function*: We set $b(x) = x^\top \beta$, where we generate $\beta \in \mathbb{R}^p$ by first randomly selecting 50 components and then independently assigning each selected entry a random value uniformly sampled from $[0, 1]$. All other entries are set to 0 and finally β is renormalised such that $\|\beta\|_2 = 2$.
- *Nonlinear function*: We generate $\beta \in \mathbb{R}^p$ as above and then set $b(x) = 3\tilde{x}^\top \beta$, where $\tilde{x}_j = 2\{1 + \exp(-x)\}^{-1} - 1$.

Heterogeneous treatment effect function $\Delta(\cdot)$ We consider the following two forms of heterogeneous treatment effect.

- *Dense linear function*: We generate a vector $\delta \in \mathbb{R}^p$ in the same fashion as β above, but renormalise $\|\delta\|_2 = 1$; we then set $\Delta(x) = x^\top \delta$.
- *Nonlinear function*: We first generate $\delta \in \mathbb{R}^p$ as above and then set $\Delta(x) = \{1 + \exp(x^\top \delta)\}^{-1} - 0.5$.

Propensity model parameter γ Given the randomly generated β , we randomly select $s = 5, 20, 50$ indices corresponding to non-zero entries in β . These indices of γ are then independently assigned a random value uniformly sampled from $[0, 1]$, with the remaining components of γ set to zero. We then renormalise γ such that $\|\gamma\|_2 = 1$.

Methods under comparison We apply our DIPW estimator as described in Algorithm 1 with $B = 3$ splits and the given default choices of regression methods with tuning parameters selected by 10-fold cross-validation and the 1 standard error rule as implemented in Friedman et al. [2010]. To benchmark our results, we compare our method to inverse propensity weighting (IPW), augmented inverse propensity weighting (AIPW), approximate residual balancing (ARB) [Athey et al., 2018], targetted maximum likelihood estimation (TMLE) [Van Der Laan and Rubin, 2006], regularized calibrated estimation based treatment effect estimator (RCAL) [Tan, 2020] and high-dimensional covariate balancing propensity score based estimator (hdCBPS) [Ning et al., 2020], implemented as follows. For IPW, AIPW and TMLE, we use the same estimated propensity scores as for DIPW, and outcome regression models for AIPW and TMLE were estimated using the Lasso with tuning parameter selected as for the regressions involved in the DIPW estimator. For ARB, we use the default parameter settings in the associated `balanceHD` package. For RCAL, we use the cross-validated treatment effect estimator in the `RCAL` package, with number of folds equal to 10 and number of tuning parameters equal to 100 for the calibrated estimation of the two nuisance functions, mirroring the default options of the popular Lasso implementation `glmnet` [Friedman et al., 2010]. For CBPS, we use the function `hdCBPS` in the `CBPS` package. As the optimisation algorithm used in `hdCBPS` is computationally demanding, we limit the number of iterations in the optimisation to 100.

6.1.2 Results

Figures 1 and 2 present boxplots of the estimation error $|\hat{\tau} - \tau|$ for each of the estimators $\hat{\tau}$ and the various settings under consideration, where τ is the average treatment effect. We see that DIPW compares favourably with competing methods across all the scenarios studied. Surprisingly it performs particularly well in the near-dense propensity model settings where $s = 50$, relative to other methods. This is perhaps surprising given that our theory would indicate a sparse propensity score model would be advantageous. However, the average estimation errors are higher in the $s = 50$ settings, but other methods appear to struggle more with the lack of sparsity. Another interesting result is the competitive performance of ARB. Theoretical results in Athey et al. [2018] suggest that the ARB estimator would only be \sqrt{n} -consistent in settings where the response functions are sparse linear model; however the method outperforms some of the other approaches with the exception of DIPW even in settings where the response functions are nonlinear.

6.1.3 Results for confidence intervals

We apply the confidence interval construction method as described in Section 4.2. For comparison we also consider intervals associated with each of AIPW, ARB, TMLE, RCAL and CBPS, using the options specified in Section 6.1.1. Table 1 presents the empirical coverage probability and average confidence interval length for nominal 95% confidence intervals among 250 replicates. Here we consider the same simulation setups as in Figure 1. We can see that for most of the sparse settings, $s = 5, 20$, the empirical coverage of DIPW is correct or is only slightly lower than the prespecified nominal level. For the dense setting $s = 50$, the empirical coverage is substantially lower; such low coverage is expected as the bias of $\hat{\tau}_{\text{mDIPW}}$ is large due to the difficulty in estimating propensity score. For the other approaches, their coverage probabilities are in general below the nominal level by a somewhat larger margin in both the

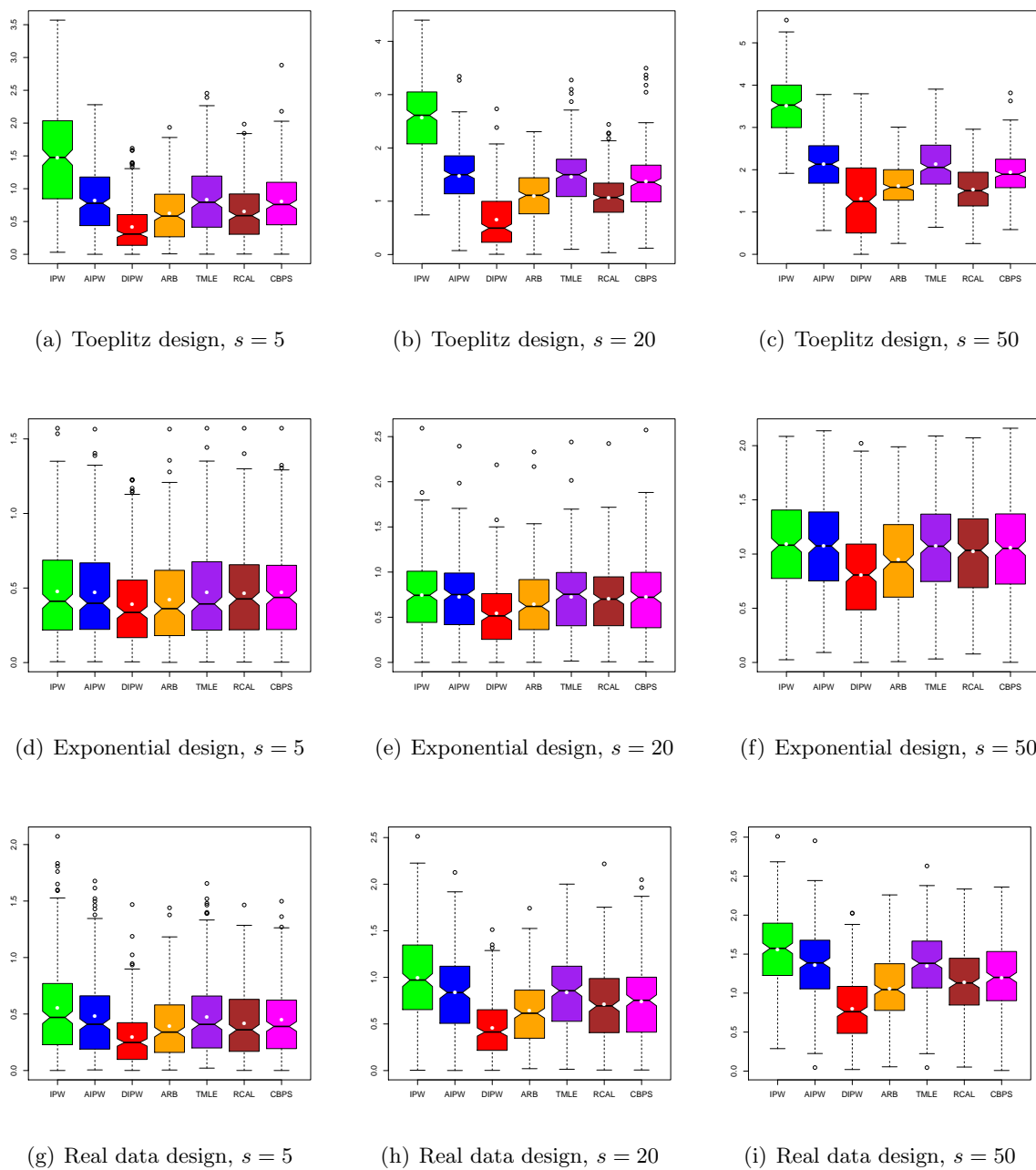
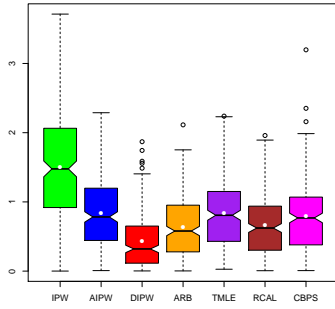


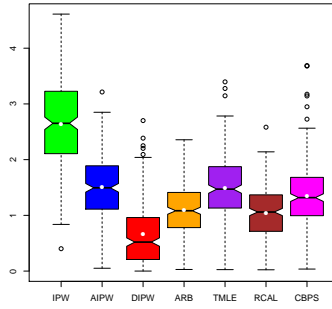
Figure 1: Boxplots of the estimation error $|\hat{\tau} - \bar{\tau}|$ under different covariate designs and linear functions $b(\cdot)$ and $\Delta(\cdot)$ with different sparsity levels s for the propensity model coefficients; the white dots correspond to means.

dense and sparse cases.

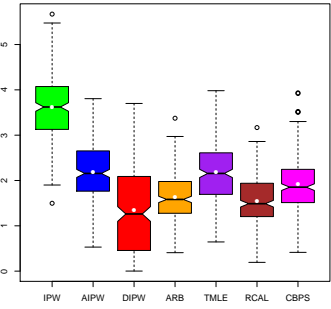
Compared with most of the competing approaches, the lengths of confidence intervals given by our approach are slightly larger. This is consistent with our theory, as our approach uses μ to reduce the bias, which can at the same time potentially increase the variance of



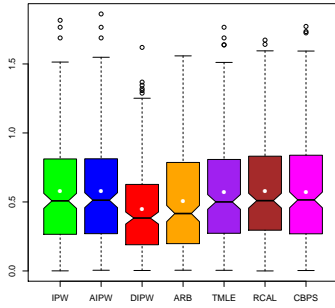
(a) Toeplitz design, $s = 5$



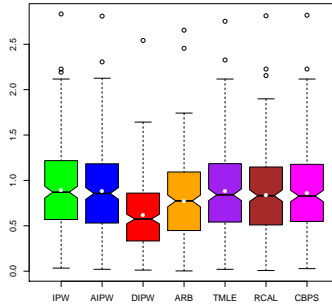
(b) Toeplitz design, $s = 20$



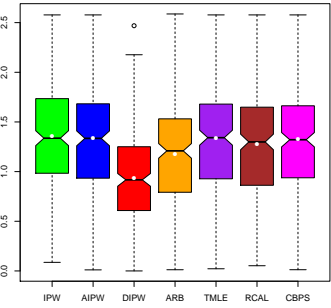
(c) Toeplitz design, $s = 50$



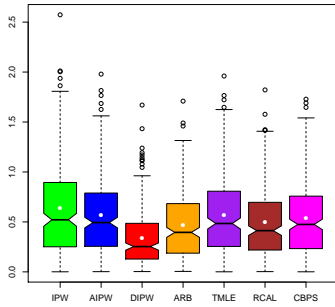
(d) Exponential design, $s = 5$



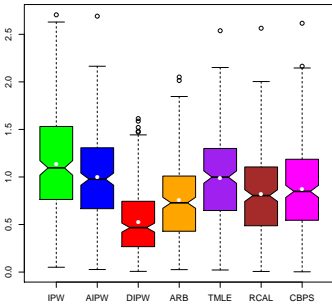
(e) Exponential design, $s = 20$



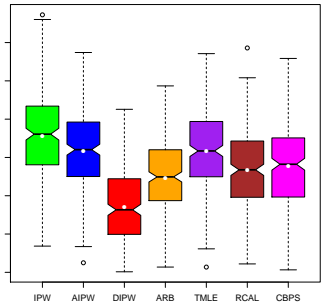
(f) Exponential design, $s = 50$



(g) Real data design, $s = 5$



(h) Real data design, $s = 20$



(i) Real data design, $s = 50$

Figure 2: As Figure 1 but with nonlinear functions $b(\cdot)$ and $\Delta(\cdot)$.

the resulting estimates by σ_μ^2 . Moreover, as also discussed in Section 4.2, $\hat{\sigma}_m^2$ is essentially an upper bound of the true variance, which can result in a slightly conservative confidence interval construction.

design	sparsity s		AIPW	DIPW	ARB	TMLE	RCAL	CBPS
Toeplitz	5	CP	23.2%	92.4%	66.0%	26.0%	48.0%	48.4%
		Length	0.40	1.00	0.82	0.43	0.56	2.63
	20	CP	2.0%	75.6%	27.6%	2.4%	14.8%	27.2%
		Length	0.45	1.04	0.85	0.46	0.56	6.75
	50	CP	0.0%	46.0%	10.8%	0.8%	2.8%	22.0%
		Length	0.49	1.05	0.93	0.61	0.57	11.69
Exponential	5	CP	82.0%	99.2%	92.0%	86.0%	76.4%	78.0%
		Length	0.82	1.29	0.93	0.88	0.72	1.66
	20	CP	58.8%	99.2%	73.6%	60.0%	51.2%	50.8%
		Length	0.81	1.28	0.91	0.86	0.71	1.58
	50	CP	26.0%	86.8%	44.8%	28.8%	24.8%	24.8%
		Length	0.79	1.28	0.88	0.83	0.69	1.13
Real data	5	CP	77.6%	99.2%	91.6%	78.8%	72.4%	74.4%
		Length	0.74	1.15	0.88	0.78	0.60	1448.33
	20	CP	39.2%	96.0%	72.8%	43.6%	39.2%	47.6%
		Length	0.72	1.11	0.87	0.77	0.59	8.21
	50	CP	9.6%	80.4%	33.6%	12.0%	10.8%	22.0%
		Length	0.74	1.12	0.88	0.79	0.60	2.96

Table 1: Coverage probability and average length of confidence intervals with 95% nominal level. “CP” stands for the empirical coverage probability among the 250 replicates, “Length” stands for the average length of confidence intervals among the 250 replicates with 95% nominal level. The largest coverage probabilities in each row are marked in bold. The settings are the same as in Figure 1.

6.2 Variance estimation

In this section, we present results concerning estimation of $\text{Var}(Y(1))$ based on data generated using the same settings as considered in Section 6.1, with the modifications described below. To do this, we first transform our data via $Y^{(1)} = YT$. Then writing $(Y^{(1)}(0), Y^{(1)}(1)) := (0, Y(1))$, note that $Y^{(1)}(T) = Y^{(1)}$. Also, we have

$$\mathbb{E}(Y(1)) = \mathbb{E}(Y^{(1)}(1) - Y^{(1)}(0)) =: \tau^{(1)};$$

that is $\mathbb{E}(Y(1))$ is the ‘average treatment effect’ when using transformed data $(Y, T) \mapsto (YT, T) = (Y^{(1)}, T)$. The parameter $\tau^{(1)}$ may be estimated by first transforming the data as indicated, and then estimating this new average treatment effect. Let us call the corresponding DIPW estimator $\hat{\tau}^{(1)}$.

Next consider $Y^{(2)} := (Y - \tau^{(1)})^2 T$ and $(Y^{(2)}(0), Y^{(2)}(1)) := (0, (Y(1) - \tau^{(1)})^2)$. Then similarly, $Y^{(2)} = Y^{(2)}(T)$. Also $\text{Var}(Y(1)) = \mathbb{E}\{Y^{(2)}(1) - Y^{(2)}(0)\}$, an ‘average treatment effect’ involving transformed outcomes $Y \mapsto Y^{(2)}$; note however that $Y^{(2)}$ involves the unknown oracular quantity $\tau^{(1)}$. Replacing $\tau^{(1)}$ with an estimate $\hat{\tau}^{(1)}$ and working with transformed outcomes $Y \mapsto (Y - \hat{\tau}^{(1)})^2 T$, we can form an estimate $\hat{\tau}$ of $\text{Var}(Y(1))$. We follow these steps using each of the methods outlined in Section 6.1 applied to the appropriately transformed outcomes to construct estimates of $\text{Var}(Y(1))$.

6.2.1 Experimental setup

The settings we consider as the same as those studied in section 6.1 with the following modifications. We replace (30) by

$$Y_i(1) = \beta^\top X_i + T_i \delta^\top X_i + \mathbb{1}_{\{\pi(X_i) \geq 0.5\}} \epsilon_i^{(+)} + \mathbb{1}_{\{\pi(X_i) < 0.5\}} \epsilon_i^{(-)},$$

where $\epsilon_i^{(+)} \sim \mathcal{N}(0, 0.5)$ and $\epsilon_i^{(-)} \sim \mathcal{N}(0, 2)$; the data we observe is $Y_i T_i$. This heteroscedasticity increases the gap between $\text{Var}(Y(1) | T = 1)$ and the target $\text{Var}(Y(1))$ so those methods that might tend towards the former do not artificially appear to perform well.

Since overall the problem is more challenging than vanilla average treatment effect estimation, we increase the sample size n to 2500. Rather than directly using the real design which has $n = 491$, we fit a Gaussian copula model to the data to give a multivariate distribution from which we can generate independent realisations. We still refer to this as the ‘real design’ in the figures that follow, although it is simulated data that approximates the distribution of the data.

6.2.2 Results

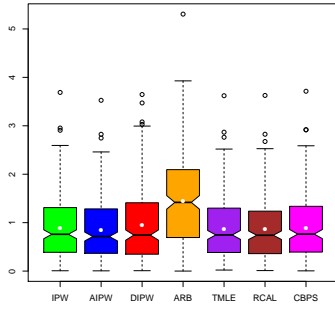
Figure 3 presents boxplots analogous to those in Figure 1. In the sparse settings with $s = 5$, all of the methods except ARB perform similarly. The relative advantage of DIPW over other methods is however prominent in the more challenging settings where s is large, a phenomenon also seen in the average treatment effect estimation experiments. Interestingly, in contrast to the results presented earlier, ARB seems to struggle more here, perhaps because of its reliance on the regression model being approximately sparse, an assumption which would be heavily violated for this set of examples.

6.2.3 Results using random forest

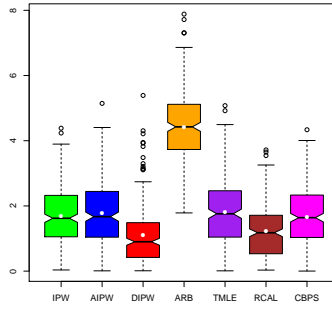
As discussed in Section 4, one can apply any method to produce estimate $\tilde{\mu}(\cdot)$ in Step 2 of Algorithm 1. Here, we further showcase the performance of variance estimation when we instead use the random forest [Breiman, 2001] to construct $\tilde{\mu}$ using the approach in Step 2b of Algorithm 1. For comparison we also consider the DIPW estimator with Lasso estimation as in Section 6.1.2 as well as AIPW and TMLE with random forest used in the estimation of outcome regression models. We use the `ranger` [Wright and Ziegler, 2015] implementation of random forest with the default parameters throughout.

Figure 4 shows boxplots of the differences between the estimation errors of competing methods relative to the errors of DIPW with random forest. Compared with the results in Figure 3, the gap between DIPW and the competing approaches are relatively smaller. This is consistent with our theory: when the outcome regression model is hard to estimate, our model can have significant advantage over the other approaches; when the outcome regression model can be estimated in a more precise way, the advantage of our method will become smaller. Interestingly, compared to DIPW with Lasso, the random forest version does not show significant improvement in most of these scenarios.

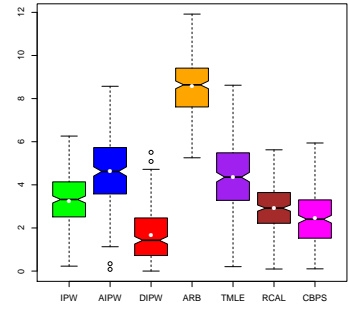
To better understand the advantage of our approach with more complex regression models, we also consider a more challenging scenario where we instead normalise γ such that $\|\gamma\|_2 = 3$, resulting in less overlap between the two treatment groups. The results presented in Figure 5 show in particular that our approach with random forest then outperforms AIPW and TMLE,



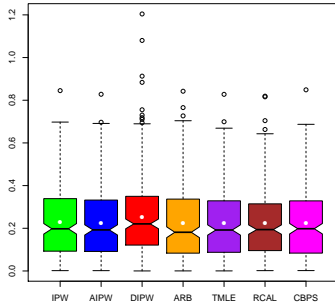
(a) Toeplitz design, $s = 5$



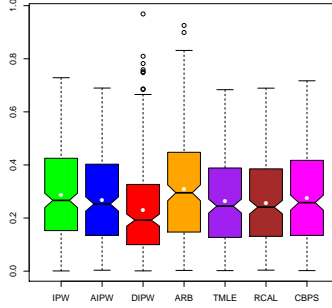
(b) Toeplitz design, $s = 20$



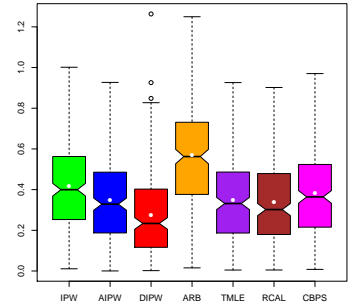
(c) Toeplitz design, $s = 50$



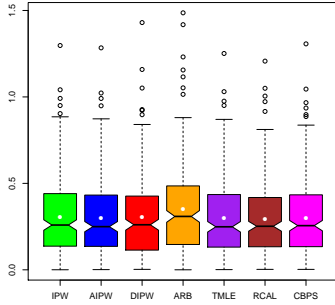
(d) Exponential design, $s = 5$



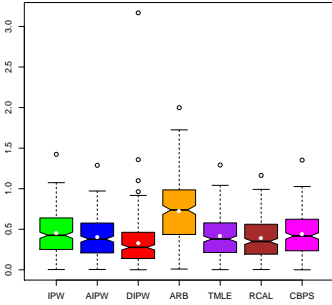
(e) Exponential design, $s = 20$



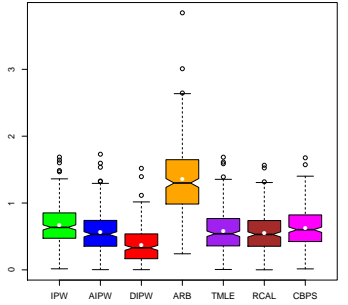
(f) Exponential design, $s = 50$



(g) Real data design, $s = 5$



(h) Real data design, $s = 20$



(i) Real data design, $s = 50$

Figure 3: Boxplots of the error in estimating $\text{Var}(Y(1))$; the interpretation is analogous to Figure 1.

especially for dense models. Compared with a Lasso-based DIPW approach, the random forest version also performs better in most of the settings.

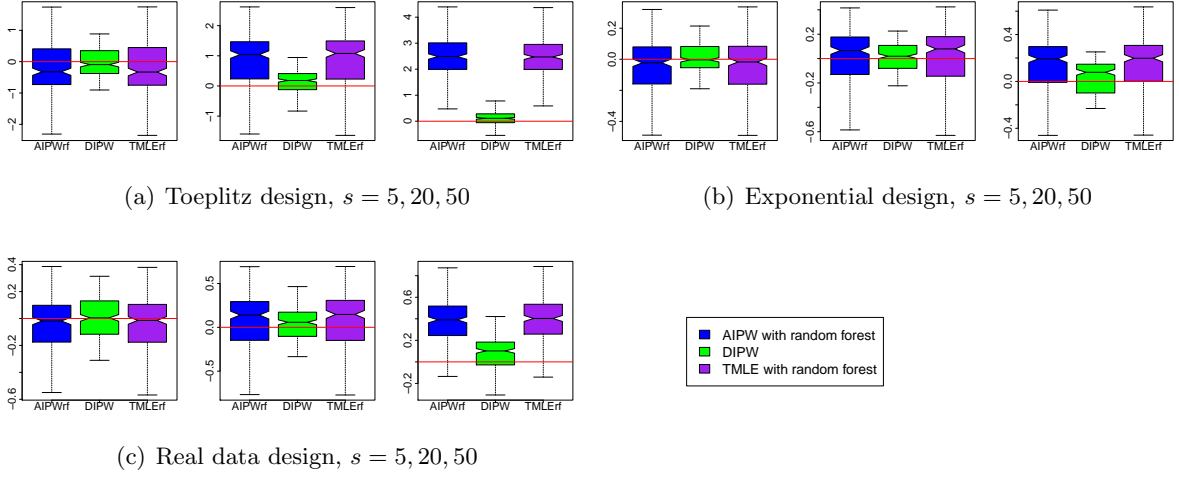


Figure 4: Boxplot of the difference of estimation error $|\hat{\tau} - \tau| - |\hat{\tau}_{\text{DIPW}_{\text{rf}}} - \tau|$. Here $|\hat{\tau}_{\text{DIPW}_{\text{rf}}} - \tau|$ corresponds to the estimation error of DIPW with random forest. 0 means no difference. The figures from left to right are results with $s = 5, 20$ and 50 respectively.

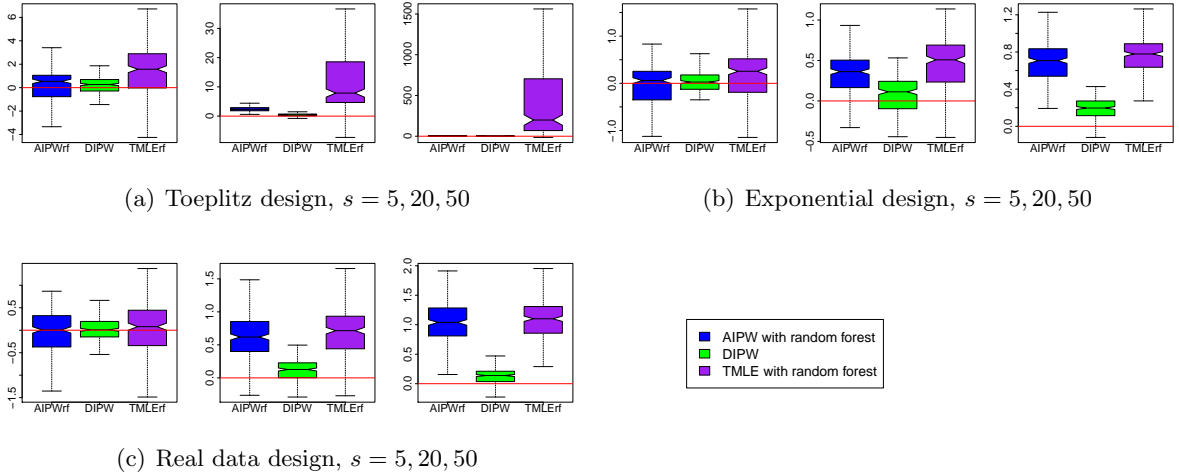


Figure 5: Same as Figure 4, but with $\|\gamma\|_2 = 3$. For Toeplitz design with $s = 20, 50$, due to the long error bar for TMLE, the boxplots of “AIPWrf” and “DIPW” cannot be clearly displayed in the figure. We therefore replot the two settings in Section F of the appendix omitting TMLE.

7 Discussion

In this paper we have proposed a debiased inverse propensity weighting scheme for estimating average treatment effects in high-dimensional settings. At a very basic level, our approach is similar to augmented inverse propensity score weighting, in that the latter uses regression adjustment to mitigate the bias in estimation of the propensity weights. Our method however exploits the fact that if the propensity weights are estimated based on a well-specified sparse high-dimensional logistic regression model, we can correct for the biases without knowledge

of the regression functions. Instead of relying on regression adjustment for bias correction, the regression involved in constructing $\tilde{\mu}$ has the purpose of reducing variance: if $\tilde{\mu}$ estimates μ_{ORA} sufficiently well, our estimator attains the semiparametric efficient variance bound.

We have seen how DIPW can be used to estimate expectations of other functions of the potential outcomes such as $\text{Var}(Y(1))$ (see Section 6.2); it would be interesting to extend the approach to estimation of quantiles of the distributions of potential outcomes, for example. In a related vein, it would be interesting to see to what extent the ideas here can be used to target other causal estimands, for example those in the broader classes considered by Hirshberg and Wager [2021], Chernozhukov et al. [2018c].

Acknowledgement

The research of both authors was supported by an Engineering and Physical Sciences Research Council (EPSRC) ‘First’ grant of the second author. Both authors thank two anonymous referees for helpful comments that improved the paper.

References

- MOSEK ApS. *Rmosek: The R to MOSEK Optimization Interface*, 2019. URL <http://www.mosek.com/>. R package version 9.0.96.
- S. Athey, G. W. Imbens, and S. Wager. Approximate residual balancing: debiased inference of average treatment effects in high dimensions. *Journal of the Royal Statistical Society: Series B (Statistical Methodology)*, 80(4):597–623, 2018.
- A. Belloni, V. Chernozhukov, I. Fernández-Val, and C. Hansen. Program evaluation and causal inference with high-dimensional data. *Econometrica*, 85(1):233–298, 2017.
- Alexandre Belloni, Victor Chernozhukov, and Christian Hansen. Inference on treatment effects after selection among high-dimensional controls. *The Review of Economic Studies*, 81(2):608–650, 2014.
- J. Bradic, S. Wager, and Y. Zhu. Sparsity double robust inference of average treatment effects. *arXiv preprint arXiv:1905.00744*, 2019a.
- Jelena Bradic, Victor Chernozhukov, Whitney K Newey, and Yinchu Zhu. Minimax semi-parametric learning with approximate sparsity. *arXiv preprint arXiv:1912.12213*, 2019b.
- Leo Breiman. Random forests. *Machine learning*, 45:5–32, 2001.
- Leo Breiman. *Classification and regression trees*. Routledge, 2017.
- V. Chernozhukov, D. Chetverikov, M. Demirer, E. Duflo, C. Hansen, W. Newey, and J. Robins. Double/debiased machine learning for treatment and structural parameters. *The Econometrics Journal*, 21(1):C1–C68, 2018a.
- Victor Chernozhukov, Mert Demirer, Esther Duflo, and Ivan Fernandez-Val. Generic machine learning inference on heterogenous treatment effects in randomized experiments. Technical report, National Bureau of Economic Research, 2018b.

- Victor Chernozhukov, Whitney Newey, James Robins, and Rahul Singh. Double/de-biased machine learning of global and local parameters using regularized riesz representers. *arXiv preprint arXiv:1802.08667*, 2018c.
- GTEC Consortium et al. Genetic effects on gene expression across human tissues. *Nature*, 550(7675):204–213, 2017.
- Oliver Dukes and Stijn Vansteelandt. Inference on treatment effect parameters in potentially misspecified high-dimensional models. *Biometrika*, 2020.
- C. G. Esseen. On the liapunov limit error in the theory of probability. *Ark. Mat. Astr. Fys.*, 28:1–19, 1942.
- M. H. Farrell. Robust inference on average treatment effects with possibly more covariates than observations. *Journal of Econometrics*, 189(1):1–23, 2015.
- Jerome Friedman, Trevor Hastie, and Rob Tibshirani. Regularization paths for generalized linear models via coordinate descent. *Journal of statistical software*, 33(1):1, 2010.
- F Richard Guo and Rajen D Shah. Rank-transformed subsampling: inference for multiple data splitting and exchangeable p-values. *arXiv preprint arXiv:2301.02739*, 2023.
- David A Hirshberg and Stefan Wager. Augmented minimax linear estimation. *The Annals of Statistics*, 49(6):3206–3227, 2021.
- Guido W Imbens. Nonparametric estimation of average treatment effects under exogeneity: A review. *Review of Economics and statistics*, 86(1):4–29, 2004.
- Jana Janková, Rajen D Shah, Peter Bühlmann, and Richard J Samworth. Goodness-of-fit testing in high dimensional generalized linear models. *Journal of the Royal Statistical Society: Series B (Statistical Methodology)*, 82(3):773–795, 2020.
- Adel Javanmard and Andrea Montanari. Confidence intervals and hypothesis testing for high-dimensional regression. *The Journal of Machine Learning Research*, 15(1):2869–2909, 2014.
- Jared K Lunceford and Marie Davidian. Stratification and weighting via the propensity score in estimation of causal treatment effects: a comparative study. *Statistics in medicine*, 23(19):2937–2960, 2004.
- J. Neyman. Sur les applications de la théorie des probabilités aux expériences agricoles: Essai des principes. *Roczniki Nauk Rolniczych*, 10:1–51, 1923.
- Yang Ning, Peng Sida, and Kosuke Imai. Robust estimation of causal effects via a high-dimensional covariate balancing propensity score. *Biometrika*, 06 2020.
- J. M. Robins and A. Rotnitzky. Semiparametric efficiency in multivariate regression models with missing data. *Journal of the American Statistical Association*, 90(429):122–129, 1995.
- J. M. Robins, A. Rotnitzky, and L. P. Zhao. Estimation of regression coefficients when some regressors are not always observed. *Journal of the American statistical Association*, 89(427):846–866, 1994.

- D. B. Rubin. Estimating causal effects of treatments in randomized and nonrandomized studies. *Journal of educational Psychology*, 66(5):688, 1974.
- D. O. Scharfstein, A. Rotnitzky, and J. M. Robins. Adjusting for nonignorable drop-out using semiparametric nonresponse models. *Journal of the American Statistical Association*, 94(448):1096–1120, 1999.
- Rajen D Shah, Benjamin Frot, Gian-Andrea Thanei, and Nicolai Meinshausen. Right singular vector projection graphs: fast high dimensional covariance matrix estimation under latent confounding. *Journal of the Royal Statistical Society: Series B (Statistical Methodology)*, 2020.
- Ezequiel Smucler, Andrea Rotnitzky, and James M Robins. A unifying approach for doubly-robust ℓ_1 regularized estimation of causal contrasts. *arXiv preprint arXiv:1904.03737*, 2019.
- Z. Tan. Model-assisted inference for treatment effects using regularized calibrated estimation with high-dimensional data. *Annals of Statistics*, 48(2):811–837, 2020.
- Robert Tibshirani. Regression shrinkage and selection via the lasso. *Journal of the Royal Statistical Society: Series B (Methodological)*, 58(1):267–288, 1996.
- Sara Van de Geer, Peter Bühlmann, Ya’acov Ritov, and Ruben Dezeure. On asymptotically optimal confidence regions and tests for high-dimensional models. 2014.
- Sara A Van de Geer et al. High-dimensional generalized linear models and the lasso. *The Annals of Statistics*, 36(2):614–645, 2008.
- M. J. Van Der Laan and D. Rubin. Targeted maximum likelihood learning. *The International Journal of Biostatistics*, 2(1), 2006.
- Roman Vershynin. *High-dimensional probability: An introduction with applications in data science*, volume 47. Cambridge university press, 2018.
- Martin J. Wainwright. *High-Dimensional Statistics: A Non-Asymptotic Viewpoint*. Cambridge Series in Statistical and Probabilistic Mathematics. Cambridge University Press, 2019. doi: 10.1017/9781108627771.
- Marvin N Wright and Andreas Ziegler. ranger: A fast implementation of random forests for high dimensional data in c++ and r. *arXiv preprint arXiv:1508.04409*, 2015.
- Cun-Hui Zhang and Stephanie S Zhang. Confidence intervals for low dimensional parameters in high dimensional linear models. *Journal of the Royal Statistical Society: Series B: Statistical Methodology*, pages 217–242, 2014.

A Derivations and results relating to Sections 1 and 2

A.1 Relationship with AIPW

Consider the estimator

$$\hat{\tau} = \frac{1}{n} \sum_{i=1}^n \frac{T_i(Y_i - \mu_i)}{\hat{\pi}(X_i)} - \frac{1}{n} \sum_{i=1}^n \frac{(1 - T_i)(Y_i - \mu_i)}{1 - \hat{\pi}(X_i)}.$$

Taking $\mu_i = \{1 - \hat{\pi}(X_i)\}\hat{r}_1(X_i) + \hat{\pi}(X_i)\hat{r}_0(X_i)$ gives

$$\begin{aligned}\hat{\tau} &= \frac{1}{n} \sum_{i=1}^n \frac{T_i[Y_i - \hat{r}_1(X_i) + \hat{\pi}(X_i)\{\hat{r}_1(X_i) - \hat{r}_0(X_i)\}]}{\hat{\pi}(X_i)} \\ &\quad - \frac{1}{n} \sum_{i=1}^n \frac{(1 - T_i)[Y_i - \hat{r}_0(X_i) - \{1 - \hat{\pi}(X_i)\}\{\hat{r}_1(X_i) - \hat{r}_0(X_i)\}]}{1 - \hat{\pi}(X_i)} \\ &= \frac{1}{n} \sum_{i=1}^n \frac{T_i\{Y_i - \hat{r}_1(X_i)\}}{\hat{\pi}(X_i)} - \frac{1}{n} \sum_{i=1}^n \frac{(1 - T_i)\{Y_i - \hat{r}_0(X_i)\}}{1 - \hat{\pi}(X_i)} \\ &\quad + \frac{1}{n} \sum_{i=1}^n \{\hat{r}_1(X_i) - \hat{r}_0(X_i)\},\end{aligned}$$

which is of the familiar form of an AIPW estimator.

A.2 Derivation of (13)

Now $\mathbb{E}(T_i Y_i | X_i) = r_1(X_i)\mathbb{E}(T_i | X_i) = r_1(X_i)\pi_i$, and similarly $\mathbb{E}((1 - T_i)Y_i | X_i) = r_0(X_i)(1 - \pi_i)$. Thus

$$\begin{aligned}\mathbb{E}(\tilde{Y}_{\text{ORA},i} | X_i) &= \mathbb{E}\left(\frac{T_i Y_i (1 - \pi_i)}{\pi_i} + \frac{(1 - T_i)Y_i \pi_i}{1 - \pi_i} \mid X_i\right) \\ &= \{1 - \pi_i\}r_1(X_i) + \pi_i r_0(X_i)\end{aligned}$$

as required.

A.3 Proof Lemma 1

First note that as $X_j \perp\!\!\!\perp (X_i, Y_i, T_i)$ for $j \neq i$, we may take μ_i as a function of X_i only. Indeed, we can always replace μ_i with $\mathbb{E}(\mu_i | X_i)$ without decreasing $\text{Var}(\hat{\tau}_{\text{ORA},i})$. Next observe that any minimiser of $\text{Var}(\hat{\tau}_{\text{ORA},i})$ must minimise $\mathbb{E}\hat{\tau}_{\text{ORA},i}^2$ as $\mathbb{E}\hat{\tau}_{\text{ORA},i} = \tau$ for all functions $\mu_i(X_i)$. Then from Lemma 7 below we know that

$$\mu_i(X_i) = \frac{\mathbb{E}\left(\frac{(T_i - \pi_i)^2}{\pi_i^2(1 - \pi_i)^2} Y_i \mid X_i\right)}{\mathbb{E}\left(\frac{(T_i - \pi_i)^2}{\pi_i^2(1 - \pi_i)^2} \mid X_i\right)} = \frac{\mathbb{E}\{(T_i - \pi_i)^2 Y_i | X_i\}}{\mathbb{E}\{(T_i - \pi_i)^2 | X_i\}} \quad (31)$$

minimises $\mathbb{E}\hat{\tau}_{\text{ORA},i}^2$. Now

$$\mathbb{E}\{(T_i - \pi_i)^2 | X_i\} = \pi_i - 2\pi_i^2 + \pi_i^2 = \pi_i(1 - \pi_i),$$

and

$$\begin{aligned}\mathbb{E}\{(T_i - \pi_i)^2 Y_i | X_i\} &= (1 - 2\pi_i)\mathbb{E}(T_i Y_i | X_i) + \pi_i^2 \mathbb{E}(Y_i | X_i) \\ &= (1 - \pi_i)^2 \mathbb{E}(T_i Y_i | X_i) + \pi_i^2 \mathbb{E}\{(1 - T_i)Y_i | X_i\}.\end{aligned}$$

Thus (31) equals $\mathbb{E}(\tilde{Y}_{i,\text{ORA}} | X_i)$.

Lemma 7. Let $V \in \mathbb{R}$ be a square integrable random variable and suppose random variable W has support in $[a, b]$ where $a > 0$. Suppose $U \in \mathbb{R}^p$ is a random vector. Then $h^*(U) := \mathbb{E}(W^2 V | U) / \mathbb{E}(W^2 | U)$ minimises

$$\mathbb{E}[W\{V - h(U)\}]^2$$

over all measurable functions $h : \mathbb{R}^p \rightarrow \mathbb{R}$.

Proof. We have

$$\begin{aligned} \mathbb{E}[W\{V - h(U)\}]^2 &= \mathbb{E}[W\{V - h^*(U) + h^*(U) - h(U)\}]^2 \\ &\geq \mathbb{E}[W\{V - h^*(U)\}]^2 + 2\mathbb{E}W^2\{V - h^*(U)\}\{h^*(U) - h(U)\}. \end{aligned} \quad (32)$$

Now

$$\mathbb{E}[W^2\{V - h^*(U)\}|U] = \mathbb{E}(W^2 V | U) - h^*(U)\mathbb{E}(W^2 | U) = 0$$

almost surely, so the second term in (32) is zero, proving the claim. \square

B Proof of Theorem 2

We begin by deriving the decomposition (6). We consider here a version of τ_{ORA} with $\mu_i = \hat{\mu}_i$.

Observe that for all $i = 1, \dots, n$ we have

$$\begin{aligned} \frac{T_i(Y_i - \hat{\mu}_i)}{\hat{\pi}_i} - \frac{T_i(Y_i - \hat{\mu}_i)}{\pi_i} &= -\frac{T_i(Y_i - \hat{\mu}_i)}{\pi_i \hat{\pi}_i} (\hat{\pi}_i - \pi_i) \\ \frac{(1 - T_i)(Y_i - \hat{\mu}_i)}{1 - \hat{\pi}_i} - \frac{(1 - T_i)(Y_i - \hat{\mu}_i)}{1 - \pi_i} &= \frac{(1 - T_i)(Y_i - \hat{\mu}_i)}{(1 - \pi_i)(1 - \hat{\pi}_i)} (\hat{\pi}_i - \pi_i). \end{aligned}$$

Thus

$$\begin{aligned} \hat{\tau}_{\text{DIPW}} - \tau_{\text{ORA}} &= \frac{1}{n} \sum_{i=1}^n \left\{ \left(\frac{T_i(Y_i - \hat{\mu}_i)}{\hat{\pi}_i} - \frac{(1 - T_i)(Y_i - \hat{\mu}_i)}{1 - \hat{\pi}_i} \right) - \left(\frac{T_i(Y_i - \hat{\mu}_i)}{\pi_i} - \frac{(1 - T_i)(Y_i - \hat{\mu}_i)}{1 - \pi_i} \right) \right\} \\ &= -\frac{1}{n} \sum_{i=1}^n \left(\frac{T_i(Y_i - \hat{\mu}_i)}{\hat{\pi}_i \pi_i} + \frac{(1 - T_i)(Y_i - \hat{\mu}_i)}{(1 - \hat{\pi}_i)(1 - \pi_i)} \right) (\hat{\pi}_i - \pi_i) \\ &= -\frac{1}{n} \sum_{i=1}^n \left(\frac{T_i Y_i}{\hat{\pi}_i \pi_i} + \frac{(1 - T_i) Y_i}{(1 - \hat{\pi}_i)(1 - \pi_i)} - \frac{\hat{\mu}_i}{\hat{\pi}_i(1 - \hat{\pi}_i)} \right) (\hat{\pi}_i - \pi_i) \\ &\quad + \frac{1}{n} \sum_{i=1}^n (T_i - \pi_i) \left(\frac{\hat{\mu}_i}{\hat{\pi}_i \pi_i} - \frac{\hat{\mu}_i}{(1 - \hat{\pi}_i)(1 - \pi_i)} \right) (\hat{\pi}_i - \pi_i) \\ &=: Q_A + Q_B. \end{aligned}$$

Now recall that $Y_i = T_i(r_1(X_i) + \varepsilon_i(1)) + (1 - T_i)(r_0(X_i) + \varepsilon_i(0))$. Writing $r_t(X_i) = r_{t,i}$ and $\varepsilon_i(t) = \varepsilon_{t,i}$, $t = 0, 1$, for notational simplicity, we have

$$\begin{aligned} Q_C &:= \tau_{\text{ORA}} - \bar{\tau} \\ &= \frac{1}{n} \sum_{i=1}^n \left(\frac{T_i(r_{1,i} + \varepsilon_{1,i} - \hat{\mu}_i)}{\pi_i} - \frac{(1 - T_i)(r_{0,i} + \varepsilon_{0,i} - \hat{\mu}_i)}{1 - \pi_i} - (r_{1,i} - r_{0,i}) \right) \\ &= \frac{1}{n} \sum_{i=1}^n \left(\frac{r_{1,i}}{\pi_i} + \frac{r_{0,i}}{1 - \pi_i} - \frac{\hat{\mu}_i}{\pi_i(1 - \pi_i)} \right) (T_i - \pi_i) + \frac{1}{n} \sum_{i=1}^n \left(\frac{T_i \varepsilon_{1,i}}{\pi_i} - \frac{(1 - T_i) \varepsilon_{0,i}}{1 - \pi_i} \right). \end{aligned}$$

Putting things together, we have the decomposition

$$\begin{aligned}
& \hat{\tau}_{\text{DIPW}} - \bar{\tau} \\
&= \underbrace{-\frac{1}{n} \sum_{i=1}^n \left(\frac{T_i Y_i}{\hat{\pi}_i \pi_i} + \frac{(1-T_i) Y_i}{(1-\hat{\pi}_i)(1-\pi_i)} - \frac{\hat{\mu}_i}{\hat{\pi}_i(1-\hat{\pi}_i)} \right)}_{Q_A} (\hat{\pi}_i - \pi_i) \\
&+ \underbrace{\frac{1}{n} \sum_{i=1}^n (T_i - \pi_i) \left(\frac{\hat{\mu}_i}{\hat{\pi}_i \pi_i} + \frac{\hat{\mu}_i}{(1-\hat{\pi}_i)(1-\pi_i)} \right)}_{Q_B} (\hat{\pi}_i - \pi_i) \\
&+ \underbrace{\frac{1}{n} \sum_{i=1}^n \left(\frac{r_{1,i}}{\pi_i} + \frac{r_{0,i}}{1-\pi_i} - \frac{\hat{\mu}_i}{\pi_i(1-\pi_i)} \right)}_{Q_C} (T_i - \pi_i) + \frac{1}{n} \sum_{i=1}^n \left(\frac{T_i \varepsilon_{1,i}}{\pi_i} - \frac{(1-T_i) \varepsilon_{0,i}}{1-\pi_i} \right). \quad (33)
\end{aligned}$$

Armed with this decomposition, we approach the proof by assigning $\delta = \sqrt{n}(Q_A + Q_B)$ and $\zeta = \sqrt{n}Q_C / \sqrt{\sigma_\mu^2 + \bar{\sigma}^2}$. The rest of the proof is organised as follows. In Lemma 8 and Lemma 9, we show that δ is of order $(s + \sqrt{s \log n}) \log p / \sqrt{n}$ on a high probability event. This event is characterised by the intersection of four events $\mathcal{T}_1, \dots, \mathcal{T}_4$ defined below, of which the study is deferred to Section B.1. In Lemma 10, we prove the Berry-Esseen type bound for ζ .

Define

$$\begin{aligned}
\mathcal{T}_1 &:= \mathcal{T}_1(c_\gamma, c_{\hat{\pi}}) \\
&:= \left\{ \|\hat{\gamma} - \gamma\|_1 \leq c_\gamma s \sqrt{\log p / n}, \|\hat{\gamma} - \gamma\|_2 \leq c_\gamma \sqrt{s \log p / n} \text{ and } c_{\hat{\pi}} < \min_i \hat{\pi}_i \leq \max_i \hat{\pi}_i < 1 - c_{\hat{\pi}} \right\}.
\end{aligned}$$

Also define for $c_1, c_2, c_{\hat{\mu}}, c_Y > 0$ the following events:

$$\begin{aligned}
\mathcal{T}_2 &:= \mathcal{T}_2(c_1) := \left\{ \left(\frac{1}{n} \sum_{i=1}^n \{X_i^\top (\hat{\gamma} - \gamma)\}^4 \right)^{1/2} \leq c_1 s \frac{\log p}{n} \right\} \\
\mathcal{T}_3 &:= \mathcal{T}_3(c_{\hat{\mu}}, c_2) := \left\{ \frac{1}{n} \|\hat{\mu}\|_2^2 \leq c_{\hat{\mu}}, \text{ and } \|\mathbf{X}^\top \tilde{\mathbf{Y}} - \mathbf{X}^\top \hat{\mu}\|_\infty \leq c_2 \sqrt{\frac{\log p}{n}} \right\}, \\
\mathcal{T}_4 &:= \mathcal{T}_4(c_Y) := \left\{ \frac{1}{n} \|\mathbf{Y}\|_2^2 \leq c_Y \right\}.
\end{aligned}$$

We will at times suppress the dependence of the events above on the constants $c_1, c_2, c_\gamma, c_{\hat{\pi}}, c_{\hat{\mu}}, c_Y$ in order to ease notation. In what follows, we will denote by c and c' positive constants that can vary from line to line. We also assume throughout the conditions of Theorem 2 (namely Assumptions 1-5).

It will also be helpful to introduce the notation $Z_i \in \mathbb{R}^{p-1}$ for X_i with its first component removed. Furthermore, let θ and $\hat{\theta}$ denote γ and $\hat{\gamma}$ respectively with their first components removed, and let θ_0 and $\hat{\theta}_0$ denote γ_1 and $\hat{\gamma}_1$ respectively. Note that as the first component of X_i is 1, $\gamma_1 = \theta_0$ in the intercept coefficient.

Lemma 8. *There exists a constant $c_{\delta 1} > 0$ depending on $c_1, c_2, c_{\hat{\pi}}, c_{\hat{\mu}}, c_Y$, such that on the event $\mathcal{T} := \mathcal{T}_1 \cap \mathcal{T}_2 \cap \mathcal{T}_3 \cap \mathcal{T}_4$, we have*

$$|Q_A| \leq c_{\delta 1} s \frac{\log p}{n}.$$

Proof. We may decompose Q_A as

$$\begin{aligned} Q_A &= -\frac{1}{n} \sum_{i=1}^n \left(\frac{T_i Y_i}{\hat{\pi}_i^2} + \frac{(1-T_i)Y_i}{(1-\hat{\pi}_i)^2} - \frac{\hat{\mu}_i}{\hat{\pi}_i(1-\hat{\pi}_i)} \right) (\hat{\pi}_i - \pi_i) \\ &\quad - \frac{1}{n} \sum_{i=1}^n \left(\frac{T_i Y_i}{\hat{\pi}_i^2 \pi_i} - \frac{(1-T_i)Y_i}{(1-\hat{\pi}_i)^2(1-\pi_i)} \right) (\hat{\pi}_i - \pi_i)^2 \\ &=: Q_{A1} + Q_{A2}. \end{aligned} \tag{34}$$

Now we prove the claim by controlling the two terms Q_{A1} and Q_{A2} separately.

To control Q_{A1} , observe that by performing Taylor expansion of the logistic function ψ about $X_i^\top \hat{\gamma}$, we have that for each i , there exists some $\xi_i \in [0, 1]$ such that

$$\pi_i = \hat{\pi}_i + \psi'(X_i^\top \hat{\gamma}) X_i^\top (\hat{\gamma} - \gamma) + \frac{1}{2} \psi''(X_i^\top \hat{\gamma} \xi_i + X_i^\top \gamma (1 - \xi_i)) \{X_i^\top (\hat{\gamma} - \gamma)\}^2.$$

This allows us to further decompose Q_{A1} as follows:

$$\begin{aligned} Q_{A1} &= -\frac{1}{n} \sum_{i=1}^n \left(\frac{T_i Y_i}{\hat{\pi}_i^2} + \frac{(1-T_i)Y_i}{(1-\hat{\pi}_i)^2} - \frac{\hat{\mu}_i}{\hat{\pi}_i(1-\hat{\pi}_i)} \right) \psi'(X_i^\top \hat{\gamma}) X_i^\top (\hat{\gamma} - \gamma) \\ &\quad - \frac{1}{n} \sum_{i=1}^n \frac{1}{2} \left(\frac{T_i Y_i}{\hat{\pi}_i^2} + \frac{(1-T_i)Y_i}{(1-\hat{\pi}_i)^2} - \frac{\hat{\mu}_i}{\hat{\pi}_i(1-\hat{\pi}_i)} \right) \psi''(X_i^\top \hat{\gamma} \xi_i + X_i^\top \gamma (1 - \xi_i)) \{X_i^\top (\hat{\gamma} - \gamma)\}^2 \\ &=: Q_{A11} + Q_{A12}. \end{aligned}$$

For Q_{A11} , using the same analysis as in (7)–(9) yields

$$|Q_{A11}| \leq \left\| \frac{1}{n} \sum_{i=1}^n (\tilde{Y}_i - \hat{\mu}_i) X_i \right\|_\infty \|\hat{\gamma} - \gamma\|_1.$$

It then follows from the fact we are on events \mathcal{T}_1 and \mathcal{T}_3 that $|Q_{A11}| \leq c_2 c_\gamma s \frac{\log p}{n}$.

For Q_{A12} , observe that by using Cauchy-Schwarz inequality and the fact that $|\psi''(u)| \leq 1$ for all $u \in \mathbb{R}$,

$$Q_{A12}^2 \leq \frac{1}{4n} \sum_{i=1}^n \left(\frac{T_i Y_i}{\hat{\pi}_i^2} + \frac{(1-T_i)Y_i}{(1-\hat{\pi}_i)^2} - \frac{\hat{\mu}_i}{\hat{\pi}_i(1-\hat{\pi}_i)} \right)^2 \times \frac{1}{n} \sum_{i=1}^n (X_i^\top (\hat{\gamma} - \gamma))^4.$$

Then by using the fact that we are on \mathcal{T} , we have that

$$\begin{aligned} Q_{A12}^2 &\stackrel{(a)}{\leq} c \left(\frac{1}{n} \|\mathbf{Y}\|_2^2 + \frac{1}{n} \|\hat{\boldsymbol{\mu}}\|_2^2 \right) \frac{1}{n} \sum_{i=1}^n \{X_i^\top (\hat{\gamma} - \gamma)\}^4 \\ &\stackrel{(b)}{\leq} c \left(\frac{1}{n} \|\mathbf{Y}\|_2^2 + \frac{1}{n} \|\hat{\boldsymbol{\mu}}\|_2^2 \right) \left(s \frac{\log p}{n} \right)^2 \\ &\stackrel{(c)}{\leq} c s^2 \frac{(\log p)^2}{n^2}. \end{aligned}$$

Here for inequality (a), we use the fact that we are on \mathcal{T}_1 ; for (b), we use that we are on \mathcal{T}_2 ; for (c), we use that we are on \mathcal{T}_3 and \mathcal{T}_4 . Hence,

$$|Q_{A1}| \leq |Q_{A11}| + |Q_{A12}| \leq (c_2 c_\gamma + c) s \frac{\log p}{n}. \tag{35}$$

Following a similar argument as that used to bound Q_{A12} and using the fact that $|\psi'(u)| \leq 1$, we obtain

$$|Q_{A2}| \leq c's \frac{\log p}{n}. \quad (36)$$

In light of the decomposition (34), the desired result follows from (35) and (36). \square

Lemma 9. *Let $\mathcal{T} := \mathcal{T}_1 \cap \mathcal{T}_3$. Given $m \in \mathbb{N}$, there exists constants $c, c_{\delta 2} > 0$ depending on $c_\gamma, c_{\hat{\pi}}, c_{\hat{\mu}}, c_2$ such that*

$$\mathbb{P}\left(\left\{|Q_B| \geq c_{\delta 2} \sqrt{s \log n} \frac{\log p}{n}\right\} \cap \mathcal{T}\right) \leq c(p^{-m} + n^{-m}).$$

Proof. Let \mathcal{A} denote the event

$$\mathcal{A} := \{\|\mathbf{X}(\hat{\gamma} - \gamma)\|_\infty \leq c_A \sqrt{\log n} \|\hat{\gamma} - \gamma\|_2\},$$

where $c_A > 0$ is a constant to be chosen later. We first consider controlling Q_B on the events \mathcal{T} and \mathcal{A} . First observe that $\mathbb{E}(Q_B \mid \mathcal{D}_B, \mathcal{D}_A, \mathbf{X}) = 0$. Now $T_i - \pi_i$ is sub-Gaussian with variance proxy $\sigma = 1/4$ conditional on $\mathcal{D}_B, \mathcal{D}_A, \mathbf{X}$ by Hoeffding's lemma. Thus applying Hoeffding's inequality, we have that for all $t > 0$,

$$\mathbb{P}(|Q_B| \geq t \mid \mathcal{D}_B, \mathcal{D}_A, \mathbf{X}) \leq 2 \exp(-2n^2 t^2 / \sigma_Q^2)$$

where

$$\begin{aligned} \sigma_Q^2 &= \sum_{i=1}^n \left(\frac{\hat{\mu}_i}{\hat{\pi}_i \pi_i} - \frac{\hat{\mu}_i}{(1 - \hat{\pi}_i)(1 - \pi_i)} \right)^2 (\hat{\pi}_i - \pi_i)^2 \\ &\leq \max_i (\hat{\pi}_i - \pi_i)^2 \sum_{i=1}^n \left(\frac{\hat{\mu}_i}{\hat{\pi}_i \pi_i} - \frac{\hat{\mu}_i}{(1 - \hat{\pi}_i)(1 - \pi_i)} \right)^2 \\ &\leq \|\mathbf{X}(\hat{\gamma} - \gamma)\|_\infty^2 \sum_{i=1}^n \left(\frac{\hat{\mu}_i}{\hat{\pi}_i \pi_i} - \frac{\hat{\mu}_i}{(1 - \hat{\pi}_i)(1 - \pi_i)} \right)^2. \end{aligned}$$

Note the final inequality uses the fact that

$$|\hat{\pi}_i - \pi_i| \leq \sup_{u \in \mathbb{R}} |\psi'(u)| |X_i^\top (\hat{\gamma} - \gamma)| \leq |X_i^\top (\hat{\gamma} - \gamma)|. \quad (37)$$

In the following we work on $\mathcal{T} \cap \mathcal{A}$, which we note is $(\mathcal{D}_B, \mathcal{D}_A, \mathbf{X})$ -measurable. Note that on \mathcal{T} we have $\|\hat{\boldsymbol{\mu}}\|_2^2 \leq nc_{\hat{\mu}}$. Also, by Assumption 2 and the fact that we are on \mathcal{T}_1 we have that for all i , $c_{\hat{\pi}} \leq \hat{\pi}_i \leq 1 - c_{\hat{\pi}}$ and $c_\pi \leq \pi_i \leq 1 - c_\pi$. Thus

$$\mathbb{1}_{\mathcal{T}} \sum_{i=1}^n \left(\frac{\hat{\mu}_i}{\hat{\pi}_i \pi_i} - \frac{\hat{\mu}_i}{(1 - \hat{\pi}_i)(1 - \pi_i)} \right)^2 \leq c$$

for constant $c \geq 0$. We may therefore conclude that

$$\sigma_Q^2 \mathbb{1}_{\mathcal{T} \cap \mathcal{A}} \leq cc_\gamma c_A \sqrt{s \log(n) \log(p) / n},$$

and so for some $c > 0$ depending on c_A ,

$$\begin{aligned} 2 \exp\left(-\frac{n^2 t^2}{cs \log(n) \log(p)}\right) &\geq \mathbb{E}\{\mathbb{P}(|Q_B| \geq t \mid \mathcal{D}_B, \mathcal{D}_A, \mathbf{X}) \mathbb{1}_{\mathcal{A} \cap \mathcal{T}}\} \\ &= \mathbb{P}(\{|Q_B| \geq t\} \cap \mathcal{T} \cap \mathcal{A}). \end{aligned}$$

By choosing $t = m\sqrt{cs \log n \log p/n}$, we obtain

$$\mathbb{P}\left(\{|Q_B| \geq m\sqrt{cs \log n \frac{\log p}{n}}\} \cap \mathcal{T} \cap \mathcal{A}\right) \leq 2p^{-m}. \quad (38)$$

It remains to bound choose c_A and bound $\mathbb{P}(\mathcal{A}^c)$. Appealing to Assumption 4, a standard sub-Gaussian tail bound yields

$$\mathbb{P}\left(\frac{|Z_i^\top(\hat{\theta} - \theta)|}{\|\hat{\gamma} - \gamma\|_2} \geq t\right) \leq 2e^{-t^2/(2\sigma_Z^2)}.$$

Observe that $|\theta_0 - \hat{\theta}_0| \leq \|\hat{\gamma} - \gamma\|_2$. By choosing $c_A \geq \sigma_Z \sqrt{2(m+1)}$ and applying a union bound, we have that for all n sufficiently large,

$$\begin{aligned} \mathbb{P}(\mathcal{A}^c) &= \mathbb{P}\left(\bigcup_{i=1}^n \left\{\frac{|X_i^\top(\hat{\gamma} - \gamma)|}{\|\hat{\gamma} - \gamma\|_2} \geq c_A \sqrt{\log n}\right\}\right) \\ &\leq n\mathbb{P}\left(\frac{|Z_i^\top(\hat{\theta} - \theta)|}{\|\hat{\gamma} - \gamma\|_2} \geq \sigma_Z \sqrt{2(m+1) \log n}\right) \\ &\leq 2n^{-m}. \end{aligned} \quad (39)$$

The desired result then follows from noting that

$$\mathbb{P}\left(\{|Q_B| \geq c\sqrt{s \log n \frac{\log p}{n}}\} \cap \mathcal{T}\right) \leq \mathbb{P}\left(\{|Q_B| \geq c\sqrt{s \log n \frac{\log p}{n}}\} \cap \mathcal{T} \cap \mathcal{A}\right) + \mathbb{P}(\mathcal{A}_1^c). \quad \square$$

Lemma 10. *We have*

$$\sqrt{n}Q_C = \sqrt{\sigma_\mu^2 + \bar{\sigma}^2 \zeta}$$

where ζ satisfies (iii) of Theorem 2.

Proof. Let us introduce, for $i = 1, \dots, n$

$$u_i := \left(\frac{r_1(X_i)}{\pi_i} + \frac{r_0(X_i)}{1 - \pi_i} - \frac{\hat{\mu}_i}{\pi_i(1 - \pi_i)}\right)(T_i - \pi_i) + \frac{T_i \varepsilon_i(1)}{\pi_i} - \frac{(1 - T_i) \varepsilon_i(0)}{1 - \pi_i}.$$

Note that $Q_C = \sum_{i=1}^n u_i/n$. Next observe that

$$\begin{aligned} \mu_{\text{ORA},i} &= \mathbb{E}\left(\frac{T_i Y_i(1 - \pi_i)}{\pi_i} + \frac{(1 - T_i) Y_i \pi_i}{1 - \pi_i} \mid X_i\right) \\ &= \mathbb{E}\left(\frac{T_i(r_1(X_i) + \varepsilon_i(1))(1 - \pi_i)}{\pi_i} + \frac{(1 - T_i)(r_0(X_i) + \varepsilon_i(0))\pi_i}{1 - \pi_i} \mid X_i\right) \\ &= r_1(X_i)(1 - \pi_i) + r_0(X_i)\pi_i, \end{aligned}$$

so we may write u_i as

$$u_i = \frac{\mu_{\text{ORA},i} - \hat{\mu}_i}{\pi_i(1 - \pi_i)}(T_i - \pi_i) + \frac{T_i \varepsilon_i(1)}{\pi_i} - \frac{(1 - T_i) \varepsilon_i(0)}{1 - \pi_i}. \quad (40)$$

We see that $\mathbb{E}(u_i | \mathcal{D}) = 0$, as for example $\mathbb{E}(\varepsilon_i(1) | \mathcal{D}, T_i) = 0$. Furthermore, the u_i are independent conditional on \mathcal{D} and

$$\sigma_i^2 := \text{Var}(u_i | \mathcal{D}) = \frac{(\mu_{\text{ORA},i} - \hat{\mu}_i)^2}{\pi_i(1 - \pi_i)} + \frac{\mathbb{E}(\varepsilon_i(1)^2 | X_i)}{\pi_i} + \frac{\mathbb{E}(\varepsilon_i(0)^2 | X_i)}{1 - \pi_i} \quad (41)$$

and

$$\frac{1}{n} \sum_{i=1}^n \sigma_i^2 = \frac{1}{n} \sum_{i=1}^n \frac{(\mu_{\text{ORA},i} - \hat{\mu}_i)^2}{\pi_i(1 - \pi_i)} + \bar{\sigma}^2 = \sigma_\mu^2 + \bar{\sigma}^2.$$

Next set

$$\zeta := \frac{\frac{1}{\sqrt{n}} \sum_{i=1}^n u_i}{\sqrt{\sigma_\mu^2 + \bar{\sigma}^2}}.$$

Observe that

$$\rho_i := \mathbb{E}(|u_i|^3 | \mathcal{D}) \leq c \left(\frac{|\mu_{\text{ORA},i} - \hat{\mu}_i|^3}{\pi_i(1 - \pi_i)} + \mathbb{E}(|\varepsilon_i(1)|^3 | X_i) + \mathbb{E}(|\varepsilon_i(0)|^3 | X_i) \right),$$

for some constant $c > 0$ depending on c_π . The Berry-Esseen theorem [Esseen, 1942] gives us that for a universal constant $C > 0$,

$$\sup_{t \in \mathbb{R}} |\mathbb{P}(\zeta \geq t | \mathcal{D}) - \Phi(t)| \leq \frac{C}{\sqrt{n}} \left(\frac{1}{n} \sum_{i=1}^n \sigma_i^2 \right)^{-3/2} \frac{1}{n} \sum_{i=1}^n \rho_i. \quad (42)$$

Now using

$$\frac{|\mu_{\text{ORA},i} - \hat{\mu}_i|^3}{\pi_i(1 - \pi_i)} \leq \|\boldsymbol{\mu}_{\text{ORA}} - \hat{\boldsymbol{\mu}}\|_\infty \frac{(\mu_{\text{ORA},i} - \hat{\mu}_i)^2}{\pi_i(1 - \pi_i)},$$

we see that

$$\frac{1}{n} \sum_{i=1}^n \rho_i \leq c(\|\boldsymbol{\mu}_{\text{ORA}} - \hat{\boldsymbol{\mu}}\|_\infty \sigma_\mu^2 + \bar{\rho}^3)$$

from which the result easily follows. \square

B.1 Analysis of the events

In this section, we prove that given $c_\gamma, c_{\hat{\pi}}, c_{\hat{\mu}}$ and $m \in \mathbb{N}$, there exist positive constants $c, c_1, c_2, c_{\hat{\mu}}$ and c_Y such that the event

$$\mathcal{T} := \mathcal{T}(c_\gamma, c_{\hat{\pi}}, c_1, c_{\hat{\mu}}, c_2, c_Y) := \mathcal{T}_1(c_\gamma, c_{\hat{\pi}}) \cap \mathcal{T}_2(c_1) \cap \mathcal{T}_3(c_{\hat{\mu}}) \cap \mathcal{T}_4(c_Y)$$

satisfies

$$\mathbb{P}(\mathcal{T}^c) \leq \mathbb{P}(\Omega^c(c_\gamma, c_{\hat{\mu}}, c_{\hat{\pi}})) + c'(p^{-m} + n^{-m}).$$

To do this, we first observe that

$$\begin{aligned}
\mathbb{P}(\mathcal{T}^c) &\leq \mathbb{P}(\mathcal{T}^c \cap \Omega) + \mathbb{P}(\Omega^c) \\
&= \mathbb{P}((\mathcal{T}_2^c \cup \mathcal{T}_3^c \cup \mathcal{T}_4^c) \cap \Omega) + \mathbb{P}(\Omega^c) \\
&= \mathbb{P}(\{\mathcal{T}_2^c \cup (\mathcal{T}_3^c \cap \mathcal{T}_4) \cup \mathcal{T}_4^c\} \cap \Omega) + \mathbb{P}(\Omega^c) \\
&\leq \mathbb{P}(\mathcal{T}_2^c \cap \Omega) + \mathbb{P}(\mathcal{T}_3^c \cap \mathcal{T}_4 \cap \Omega) + \mathbb{P}(\mathcal{T}_4^c) + \mathbb{P}(\Omega^c),
\end{aligned} \tag{43}$$

and then individually bound the first three terms in (43).

B.1.1 Bounds relating to \mathcal{T}_2

Lemma 11. *For any $m \in \mathbb{N}$, there exists constants $c, c' > 0$ such that for all $v \in \mathbb{R}^p$ and $n \in \mathbb{N}$,*

$$\mathbb{P}\left(\frac{1}{n} \sum_{i=1}^n (X_i^\top v)^4 > c \|v\|_2^4\right) \leq \frac{c'}{n^m}.$$

Proof. First note that it suffices to show the result when $\|v\|_2 = 1$. Now denote by $v_{-1} \in \mathbb{R}^p$ the vector v with the first component removed. We have

$$(X_i^\top v)^4 \leq 2^4 \{(Z_i^\top v_{-1})^4 + v_1^4\} \leq 2^4 \{(Z_i^\top v_{-1})^4 + 1\}. \tag{44}$$

Note also that as $Z_i^\top v_{-1}$ is mean-zero and sub-Gaussian with variance proxy $\sigma_Z^2 \|v_{-1}\|_2^2 \leq \sigma_Z^2$,

$$\mathbb{E}\{(Z_i^\top v_{-1})^4\} \leq c, \tag{45}$$

where $c > 0$ is a constant depending on σ_Z^2 . Now let $u_i := Z_i^\top v_{-1}$. From (44) and (45), we see that it suffices to show that there exist constants $c, c' > 0$ such that

$$\mathbb{P}\left(\frac{1}{n} \sum_{i=1}^n (u_i^4 - \mathbb{E}u_i^4) > c\right) \leq \frac{c'}{n^m}.$$

A tail bound for mean-zero random variables under moment constraints [Wainwright, 2019, page 55] yields that

$$\mathbb{P}\left(\frac{1}{n} \sum_{i=1}^n (u_i^4 - \mathbb{E}u_i^4) > c\right) \leq \frac{c'}{c^{2m} n^m}. \tag{46}$$

where c' depends only on $\{\mathbb{E}(u_i^4 - \mathbb{E}u_i^4)^{2m}\}^{\frac{1}{2m}}$ (and in particular is finite if c' is finite). But $\mathbb{E}(u_i^4 - \mathbb{E}u_i^4)^{2m} \leq 2^{2m} \mathbb{E}u_i^{8m} < c''$ where $c'' < \infty$ and c' depends only on m and σ_Z^2 . \square

Lemma 12. *Given $c_\gamma, c_{\hat{\pi}} > 0$ and $m \in \mathbb{N}$, there exists $c_1, c' > 0$ such that*

$$\mathbb{P}(\mathcal{T}_2^c(c_1) \cap \Omega(c_\gamma, c_{\hat{\mu}}, c_{\hat{\pi}})) \leq c' n^{-m}.$$

Proof. Applying Lemma 11 with $v = \gamma - \hat{\gamma}$ we have that there exists c, c' such that

$$\mathbb{P}\left(\frac{1}{n} \sum_{i=1}^n \{X_i^\top (\hat{\gamma} - \gamma)\}^4 > c \|\hat{\gamma} - \gamma\|_2^4\right) \leq \frac{c'}{n^m}.$$

Thus setting $c_1 = cc_\gamma$, we have

$$\begin{aligned} \mathcal{T}_2^c(c_1) \cap \Omega(c_\gamma, c_{\tilde{\mu}}, c_{\hat{\pi}}) &= \left\{ \frac{1}{n} \sum_{i=1}^n \{X_i^\top (\hat{\gamma} - \gamma)\}^4 > c_\gamma^2 c^2 s^2 \frac{(\log p)^2}{n^2} \right\} \cap \Omega(c_\gamma, c_{\tilde{\mu}}, c_{\hat{\pi}}) \\ &\subseteq \left\{ \frac{1}{n} \sum_{i=1}^n \{X_i^\top (\hat{\gamma} - \gamma)\}^4 > c \|\hat{\gamma} - \gamma\|_2^4 \right\}, \end{aligned}$$

which implies the result. \square

B.1.2 Bounds relating to \mathcal{T}_3

Lemma 13. *Given $c_\gamma, c_{\tilde{\mu}}, c_{\hat{\pi}} > 0$ and $m \in \mathbb{N}$, there exist $c > 0$ and $c_\eta > 0$ such that,*

$$\mathbb{P}(\{\tilde{\mathbf{Y}} \text{ is not a feasible solution to (14)}\} \cap \Omega) \leq cp^{-m}.$$

Proof. We define the events $\tilde{\Omega}_1(c_\gamma, c_{\tilde{\mu}}) := \{\text{(i) and (iii) of } \Omega((c_\gamma, c_{\tilde{\mu}}, c_{\hat{\pi}}))\}$ and $\tilde{\Omega}_2(c_{\hat{\pi}}) := \{\text{(ii) of } \Omega(c_\gamma, c_{\tilde{\mu}}, c_{\hat{\pi}})\}$. Then we can prove the desired statement via proving that there exists $c, c_\eta > 0$ such that on $\tilde{\Omega}_1$, writing $\mathcal{A} := \{\tilde{\mathbf{Y}} \text{ is not a feasible solution to (14)}\}$,

$$\mathbb{P}(\mathcal{A} \cap \tilde{\Omega}_2 \mid \mathcal{D}_B) \leq cp^{-m}.$$

Indeed, taking expectations and noting that $\tilde{\Omega}_1$ is \mathcal{D}_B -measurable, we would have

$$\begin{aligned} cp^{-m} &\geq \mathbb{E}[\mathbb{P}(\mathcal{A} \cap \tilde{\Omega}_2 \mid \mathcal{D}_B) \mathbb{1}_{\tilde{\Omega}_1}] \\ &= \mathbb{E}[\mathbb{E}\{\mathbb{E}(\mathbb{1}_{\{\mathcal{A} \cap \tilde{\Omega}_2\}} \mid \mathcal{D}_B) \mid \mathbb{1}_{\tilde{\Omega}_1}\} \mathbb{1}_{\tilde{\Omega}_1}] \\ &= \mathbb{E}[\mathbb{P}(\mathcal{A} \cap \tilde{\Omega}_2 \mid \tilde{\Omega}_1) \mathbb{1}_{\tilde{\Omega}_1}] \\ &= \mathbb{P}(\mathcal{A} \cap \Omega). \end{aligned}$$

Now let $\check{Y}_i := \tilde{Y}_i \mathbb{1}_{\{1-c_{\hat{\pi}} \leq \hat{\pi}_i \leq 1-c_{\hat{\pi}}\}}$, $\check{\mathbf{Y}} := (\check{Y}_i)_{i=1}^n$ and define $\check{\mathbf{Y}}_A$ analogously. To show the above, we prove the above claim via proving a stronger claim that on $\tilde{\Omega}_1$,

$$\mathbb{P}\left(\frac{1}{n} \|\mathbf{X}_A^\top \{\check{\mathbf{Y}}_A - \tilde{\mu}(\mathbf{X}_A)\} - \mathbf{X}^\top \{\check{\mathbf{Y}} - \tilde{\mu}(\mathbf{X})\}\|_\infty \geq c_\eta \sqrt{\frac{\log p}{n}} \mid \mathcal{D}_B\right) \leq cp^{-m}.$$

Note first that for each fixed j , conditional on \mathcal{D}_B the

$$X_{A,ij}(\check{Y}_{A,i} - \tilde{\mu}(X_{A,i})) - X_{ij}(\check{Y}_i - \tilde{\mu}(X_i)) \quad (47)$$

are i.i.d. for $i = 1, \dots, n$ and mean-zero (i.e. their expectation conditional on \mathcal{D}_B is zero). On $\tilde{\Omega}_1$ and conditional on \mathcal{D}_B , each X_{ij} , \check{Y}_i , $\tilde{\mu}(X_i)$ and their counterparts on \mathcal{D}_A are sub-Gaussian. Moreover, on $\tilde{\Omega}_1$ and conditional on \mathcal{D}_B , each of their means are bounded. Hence by [Vershynin \[2018, Lem. 2.7.7\]](#), on $\tilde{\Omega}_1$ and conditional on \mathcal{D}_B , the quantity in (47) satisfies Bernstein's condition with parameters (σ, b) where σ and b are some constants. Thus applying a union bound, Bernstein's inequality yields that on $\tilde{\Omega}_1$,

$$\mathbb{P}\left(\frac{1}{n} \|\mathbf{X}_A^\top \{\check{\mathbf{Y}}_A - \tilde{\mu}(\mathbf{X}_A)\} - \mathbf{X}^\top \{\check{\mathbf{Y}} - \tilde{\mu}(\mathbf{X})\}\|_\infty \geq t \mid \mathcal{D}_B\right) \leq 2p \exp\left(-\frac{nt^2}{2(\sigma^2 + bt)}\right).$$

Then substituting $t = \eta = c_\eta \sqrt{\log p/n}$ and using Assumption 5 shows that for n sufficiently large, on $\tilde{\Omega}_1$ we have

$$\begin{aligned} & \mathbb{P}\left(\frac{1}{n}\|\mathbf{X}_A^\top\{\tilde{\mathbf{Y}}_A - \tilde{\mu}(\mathbf{X}_A)\} - \mathbf{X}^\top\{\tilde{\mathbf{Y}} - \tilde{\mu}(\mathbf{X})\}\|_\infty \geq c_\eta \sqrt{\log p/n} \mid \mathcal{D}_B\right) \\ & \geq 1 - 2 \exp\left(-\frac{c_\eta^2 \log p}{3\sigma^2} + \log p\right). \end{aligned}$$

Thus provided $c_\eta/(3\sigma^2) \geq m + 1$, we have that for n sufficiently large, the last display above is at least $1 - 2p^{-m}$, as required. \square

Lemma 14. *Given $c_\gamma, c_{\hat{\mu}}, c_{\hat{\pi}}, c_Y > 0$ and $m \in \mathbb{N}$, there exist $c, c_{\hat{\mu}}, c_2 > 0$ such that*

$$\mathbb{P}\left(\left\{\frac{1}{n}\|\hat{\boldsymbol{\mu}}\|_2^2 > c_{\hat{\mu}}\right\} \cap \mathcal{T}_4 \cap \Omega\right) \leq e^{-cn} \quad (48)$$

$$\mathbb{P}\left(\left\{\frac{1}{n}\|\mathbf{X}^\top(\hat{\boldsymbol{\mu}} - \tilde{\mathbf{Y}})\|_\infty > c_2 \sqrt{\frac{\log p}{n}}\right\} \cap \Omega\right) \leq cp^{-m}. \quad (49)$$

Proof. We show (49) first. Let $\mathcal{A}_1 := \{\tilde{\mathbf{Y}} \text{ is feasible for (27)}\}$. On the event \mathcal{A}_1 ,

$$\begin{aligned} \frac{1}{n}\|\mathbf{X}_A^\top\{\tilde{\mathbf{Y}}_A - \tilde{\mu}(\mathbf{X}_A)\} - \mathbf{X}^\top\{\tilde{\mathbf{Y}} - \tilde{\mu}(\mathbf{X})\}\|_\infty & \leq c_\eta \sqrt{\frac{\log p}{n}} \\ \frac{1}{n}\|\mathbf{X}_A^\top\{\tilde{\mathbf{Y}}_A - \tilde{\mu}(\mathbf{X}_A)\} - \mathbf{X}^\top\{\hat{\boldsymbol{\mu}} - \tilde{\mu}(\mathbf{X})\}\|_\infty & \leq c_\eta \sqrt{\frac{\log p}{n}}. \end{aligned}$$

Thus by the triangle inequality,

$$\frac{1}{n}\|\mathbf{X}^\top(\hat{\boldsymbol{\mu}} - \tilde{\mathbf{Y}})\|_\infty \leq 2c_\eta \sqrt{\frac{\log p}{n}}.$$

From Lemma 13, we have that there exists constant $c > 0$ and a choice of c_η such that $\mathbb{P}(\mathcal{A}_1^c \cap \Omega) \leq cp^{-m}$. Thus

$$\mathbb{P}\left(\left\{\frac{1}{n}\|\mathbf{X}^\top(\hat{\boldsymbol{\mu}} - \tilde{\mathbf{Y}})\|_\infty > 2c_\eta \sqrt{\frac{\log p}{n}}\right\} \cap \Omega\right) \leq cp^{-m},$$

which shows (49). To show (48) we first observe that if $\tilde{\mathbf{Y}}$ is feasible, then

$$\begin{aligned} \|\hat{\boldsymbol{\mu}} - \tilde{\mu}(\mathbf{X})\|_2^2 & \leq \|\tilde{\mathbf{Y}} - \tilde{\mu}(\mathbf{X})\|_2^2 \\ & \leq 2\|\tilde{\mathbf{Y}}\|_2^2 + 4\|\tilde{\mu}(\mathbf{X}) - \mathbb{E}(\tilde{\mu}(\mathbf{X})|\tilde{\boldsymbol{\mu}})\|_2^2 + 4\|\mathbb{E}(\tilde{\mu}(\mathbf{X})|\tilde{\boldsymbol{\mu}})\|_2^2. \end{aligned}$$

Now on Ω there exists constant $c > 0$ such that $|\tilde{Y}_i| \leq c|Y_i|$ for all i . Thus on the event $\Omega \cap \mathcal{A}_1 \cap \mathcal{T}_4$

$$\frac{2}{n}\|\tilde{\mathbf{Y}}\|_2^2 + \frac{4}{n}\|\mathbb{E}(\tilde{\mu}(\mathbf{X})|\tilde{\boldsymbol{\mu}})\|_2^2 \leq 2c^2 c_Y + 4c_{\hat{\mu}}^2.$$

Conditional on Ω , $\tilde{\mu}(X_i) - \mathbb{E}(\tilde{\mu}(X_i)|\tilde{\boldsymbol{\mu}})$ is mean-zero and sub-Gaussian with variance proxy $c_{\hat{\mu}}^2$. Thus its square satisfies Bernstein's condition with parameters $(8c_{\hat{\mu}}^2, 4c_{\hat{\mu}}^2)$ [Vershynin, 2018, Lem. 2.7.7], and hence Bernstein's inequality yields

$$\mathbb{P}\left(\frac{1}{n}\|\tilde{\mu}(\mathbf{X}) - \mathbb{E}(\tilde{\mu}(\mathbf{X})|\tilde{\boldsymbol{\mu}})\|_2^2 \geq m_{\hat{\mu}} + t \mid \Omega\right) \leq \exp\left(-\frac{nt^2}{2(8c_{\hat{\mu}}^2 + 4c_{\hat{\mu}}^2 t)}\right)$$

for $t \geq 0$, where $m_{\hat{\mu}} := \mathbb{E}\{\tilde{\mu}(X_i) - \mathbb{E}(\tilde{\mu}(X_i)|\tilde{\mu})\}^2$. Note that on Ω , we have $m_{\hat{\mu}} \leq c_{\hat{\mu}}^2$. Thus putting things together, we see that for $c_{\hat{\mu}} > 2c^2c_Y + 8c_{\hat{\mu}}^2$, there exists $c' > 0$ such that

$$\mathbb{P}\left(\left\{\frac{1}{n}\|\hat{\boldsymbol{\mu}}\|_2^2 > c_{\hat{\mu}}\right\} \cap \mathcal{T}_4 \cap \Omega\right) \leq e^{-c'n}$$

as required. \square

B.1.3 Bounds relating to \mathcal{T}_4

Lemma 15. *There exist constants $c, c_Y > 0$ such that*

$$\mathbb{P}(\|\mathbf{Y}\|_2^2/n \geq c_Y) \leq e^{-cn}.$$

Proof. We have that

$$Y_i^2 \leq \max_{t=0,1} Y_i^2(t) \leq 2\{Y_i(0) - \mathbb{E}Y_i(0)\}^2 + 2\{Y_i(1) - \mathbb{E}Y_i(1)\}^2 + 2m_Y^2.$$

Thus

$$\frac{1}{2n}\|\mathbf{Y}\|_2^2 \leq m_Y^2 + \frac{1}{n}\sum_{i=1}^n\{Y_i(0) - \mathbb{E}Y_i(0)\}^2 + \frac{1}{n}\sum_{i=1}^n\{Y_i(1) - \mathbb{E}Y_i(1)\}^2.$$

As each $Y_i(t) - \mathbb{E}Y_i(t)$ is mean-zero and sub-Gaussian (Assumption 3) their square is sub-exponential [Vershynin, 2018, Lem. 2.7.7]. The result then follows from Bernstein's inequality. \square

C Proof of Theorem 3

First note that

$$\bar{\tau} - \tau = \frac{1}{n}\sum_{i=1}^n\left(r_1(X_i) - r_0(X_i) - \tau\right).$$

By combining this with the decomposition of $\hat{\tau}_{\text{DIPW}} - \bar{\tau}$ in (33), we obtain

$$\begin{aligned} \hat{\tau}_{\text{DIPW}} - \tau &= \underbrace{Q_A + Q_B}_{=n^{-1/2}\delta} + \underbrace{\frac{1}{n}\sum_{i=1}^n\left(\frac{r_{1,i}}{\pi_i} + \frac{r_{0,i}}{1-\pi_i} - \frac{\hat{\mu}_i}{\pi_i(1-\pi_i)}\right)}_{=:Q_{C1}}(T_i - \pi_i) \\ &\quad + \underbrace{\frac{1}{n}\sum_{i=1}^n\left(\frac{T_i\varepsilon_{1,i}}{\pi_i} - \frac{(1-T_i)\varepsilon_{0,i}}{1-\pi_i} + r_1(X_i) - r_0(X_i) - \tau\right)}_{=:Q_{C2}}, \end{aligned} \tag{50}$$

where Q_A and Q_B are defined as in (33). We may thus take δ in Theorem 3 as the same as that from Theorem 2, so (i) of Theorem 3 follows directly from (i) of Theorem 2. For (ii), we assign $\zeta_1 = \sqrt{n}Q_{C1}/\sigma_\mu$ and $\zeta_2 = \sqrt{n}Q_{C2}/\sigma$. To prove the required property of ζ_1 thus defined, we follow the argument of Lemma 10 with u_i redefined as

$$u_i := \left(\frac{r_{1,i}}{\pi_i} + \frac{r_{0,i}}{1-\pi_i} - \frac{\hat{\mu}_i}{\pi_i(1-\pi_i)}\right)(T_i - \pi_i).$$

To prove the required property of ζ_2 , we apply the Berry-Esseen theorem [Esseen, 1942] to the mean zero i.i.d. random variables

$$\left(\frac{T_i \varepsilon_{1,i}}{\pi_i} - \frac{(1 - T_i) \varepsilon_{0,i}}{1 - \pi_i} + r_1(X_i) - r_0(X_i) - \tau \right).$$

Turning to property (iii), we have

$$\mathbb{E}(r_t(X_i)(T_i - \pi_i)r_{t'}(X_i) \mid \mathcal{D}) = r_t(X_i)r_{t'}(X_i)\mathbb{E}((T_i - \pi_i) \mid \mathcal{D}) = 0$$

for all $t, t' \in \{0, 1\}$. Also

$$\begin{aligned} \mathbb{E}(r_t(X_i)(T_i - \pi_i)\varepsilon_i(t') \mid \mathcal{D}) &= \mathbb{E}\{\mathbb{E}(r_t(X_i)(T_i - \pi_i)\varepsilon_i(t') \mid \mathcal{D}, Y_i) \mid \mathcal{D}\} \\ &= \mathbb{E}\{\varepsilon_i(t')r_t(X_i)\mathbb{E}(T_i - \pi_i \mid \mathcal{D}) \mid \mathcal{D}\} = 0, \end{aligned}$$

using Assumption 1 for the final equality. \square

D Proof of Theorem 4

To prove Theorem 4, it is helpful to first prove an intermediate result, Theorem 16, which gives guarantees for a confidence interval in the setting of Theorem 2 and Section 2, that is, when auxiliary data are used. We then use this to prove Theorem 4.

To introduce our confidence interval, we define

$$\hat{\sigma}^2 := \frac{1}{n} \sum_{i=1}^n \left(\frac{T_i(Y_i - \hat{\mu}_i)}{\hat{\pi}_i} - \frac{(1 - T_i)(Y_i - \hat{\mu}_i)}{1 - \hat{\pi}_i} - \hat{\tau}_{\text{DIPW}} \right)^2. \quad (51)$$

Our result then shows that \tilde{C}_α below is an approximate $1 - \alpha$ confidence interval

$$\tilde{C}_\alpha := \left[\hat{\tau}_{\text{DIPW}} - \frac{\hat{\sigma}}{\sqrt{n}} z_\alpha, \hat{\tau}_{\text{DIPW}} + \frac{\hat{\sigma}}{\sqrt{n}} z_\alpha \right]; \quad (52)$$

here z_α is the upper $\alpha/2$ point of a standard Gaussian distribution.

Theorem 16. *Consider the setup of Theorem 2 and in addition suppose that Assumptions 6 and 7 hold. Let the confidence interval \tilde{C}_α be as in (52). Given constants $c_\gamma, c_{\hat{\mu}}, c_\varepsilon > 0, c_{\hat{\pi}} \in (0, \frac{1}{2}]$ and $m \in \mathbb{N}$, there exist constants $c, c_\zeta > 0$ such that with probability at least*

$$1 - \mathbb{P}(\Omega^c(c_\gamma, c_{\hat{\mu}}, c_{\hat{\pi}})) - c(n^{-m} + p^{-m}),$$

we have for all $\alpha \in (0, 1]$ the coverage guarantee

$$\mathbb{P}(\bar{\tau} \in \tilde{C}_\alpha \mid \mathcal{D}) \geq 1 - \alpha - c_\zeta \left(\|\hat{\boldsymbol{\mu}} - \boldsymbol{\mu}_{\text{ORA}}\|_\infty \sqrt{\frac{\log n}{n}} + \frac{\sqrt{b_n \log p \log n}}{n^{1/4}} + b_n + p^{-m} \right). \quad (53)$$

We see that with high probability, \mathcal{D} is such that the confidence interval has coverage approximately $1 - \alpha$. We can also take expectations on both sides of (53) to obtain a more conventional unconditional coverage guarantee, though without conditioning on \mathbf{X} , the target ‘parameter’ $\bar{\tau}$ is not fixed.

To prove this, we first require some preliminary lemmas, presented below. In what follows it will be convenient to define $\sigma_*^2 := \sigma_\mu^2 + \bar{\sigma}^2$.

Lemma 17. Consider the setup of Theorem 16. We have that there exists constants $c_1, \dots, c_4 > 0$ such that on an event Λ_1 with probability at least $1 - \mathbb{P}(\Omega^c(c_\gamma, c_{\hat{\mu}}, c_{\hat{\pi}})) - c_1(p^{-m} + n^{-m})$, the random element \mathcal{D} satisfies following inequalities:

$$\max_{i=1, \dots, n} |\hat{\pi}_i - \pi_i| \leq c_2 \frac{\sqrt{b_n \log n}}{n^{\frac{1}{4}}}; \quad (54)$$

$$\max_{t=0,1} \frac{1}{n} \sum_{i=1}^n r_t^2(X_i) \leq c_2; \quad (55)$$

$$\mathbb{P}(\|\mathbf{Y}\|_2^2/n > c_2 \mid \mathcal{D}) \leq c_3 n^{-m}, \quad \frac{1}{n} \|\hat{\boldsymbol{\mu}}\|_2^2 \leq c_2; \quad (56)$$

$$\mathbb{P}\left(|\delta| > c_2(s + \sqrt{s \log n}) \frac{\log p}{\sqrt{n}} \mid \mathcal{D}\right) \leq c_2(n^{-m} + p^{-m}); \quad (57)$$

$$c_4 \leq \sigma_*^2 \leq c_2, \quad \hat{\rho}^3 \leq c_2. \quad (58)$$

Proof. (54): This follows from (39), (37), and Assumption 6.

(55): Fix $t \in \{0, 1\}$. By Jensen's inequality $\mathbb{E}(|r_t(X) - \mathbb{E}Y(t)|^l) \leq \mathbb{E}|Y(t) - \mathbb{E}Y(t)|^l$ for $l \geq 1$. Thus, by the characterisation of sub-Gaussian random variables in terms of moments bounds [Wainwright, 2019, Thm. 2.6]) and Assumption 3, $r_t(X) - \mathbb{E}Y(t)$ is sub-Gaussian and so the desired inequality follows similarly to Lemma 15.

(56): For the first result, note that by Lemma 15, there exists c such that $\mathbb{P}(\|\mathbf{Y}\|_2^2/n > c) \leq n^{-2m}$ for all n sufficiently large. Thus by Markov's inequality, for such n ,

$$\mathbb{P}\{\mathbb{P}(\|\mathbf{Y}\|_2^2/n > c \mid \mathcal{D}) > n^{-m}\} \leq n^m n^{-2m} = n^{-m}.$$

The second result follows from (48).

(57): From Theorem 2 and its proof (in particular Lemmas 8 and 9), we know that there exist constants $c_\delta, c' > 0$ such that

$$\mathbb{P}(\mathcal{A} \cap \Omega) \leq c' \{\max(n, p)\}^{-2m}$$

where

$$\mathcal{A} := \left\{ |\delta| > c_\delta(s + \sqrt{s \log n}) \frac{\log p}{\sqrt{n}} \right\}.$$

Now as \mathcal{D} determines Ω , we have

$$c' \{\max(n, p)\}^{-2m} \geq \mathbb{E}(\mathbb{1}_{\mathcal{A}} \mathbb{1}_{\Omega}) = \mathbb{E}\mathbb{E}(\mathbb{1}_{\mathcal{A}} \mathbb{1}_{\Omega} \mid \mathcal{D}) = \mathbb{E}\{\mathbb{1}_{\Omega} \mathbb{E}(\mathbb{1}_{\mathcal{A}} \mid \mathcal{D})\} = \mathbb{E}\{\mathbb{1}_{\Omega} \mathbb{P}(\mathcal{A} \mid \mathcal{D})\},$$

whence by Markov's inequality,

$$\mathbb{P}(\{\mathbb{P}(\mathcal{A} \mid \mathcal{D}) > \{\max(n, p)\}^{-m}\} \cap \Omega) = \mathbb{P}(\mathbb{1}_{\Omega} \mathbb{P}(\mathcal{A} \mid \mathcal{D}) > \{\max(n, p)\}^{-m}) \leq c' \{\max(n, p)\}^{-m}.$$

Thus $\mathbb{P}\{\mathbb{P}(\mathcal{A} \mid \mathcal{D}) > \{\max(n, p)\}^{-m}\} \leq c' \{\max(n, p)\}^{-m} + \mathbb{P}(\Omega^c)$.

(58): Fixing $t \in \{0, 1\}$ and writing a for the mean of $Y(t)$, we have that for $l \in \mathbb{N}$

$$\begin{aligned} \mathbb{E}\varepsilon(t)^{2l} &= \mathbb{E}\{Y(t) - a + a - \mathbb{E}(Y(t) \mid X)\}^{2l} \\ &\leq 2^{2l} \mathbb{E}\{Y(t) - a\}^{2l} + 2^{2l} \mathbb{E}\{\mathbb{E}(Y(t) - a \mid X)\}^{2l} \\ &\leq 2 \cdot 2^{2l} \mathbb{E}\{Y(t) - a\}^{2l}, \end{aligned}$$

applying Jensen's inequality in the final line. As $Y(t) - a$ is mean-zero and sub-Gaussian we see that $\varepsilon(t)$ is also sub-Gaussian. Thus, we know there exists $c > 0$ such that

$$\frac{c^r (2r)!}{2^r r!} \geq \mathbb{E} \varepsilon(t)^{2r} \geq \mathbb{E} [\mathbb{E} \{\varepsilon(t)^2 | X\}]^r, \quad (59)$$

using Jensen's inequality for the final inequality. A tail bound for averages of independent mean-zero random variables under moment constraints [Wainwright, 2019, pg. 55] along with Assumptions 7 and 2 then show that $\bar{\sigma}^2$ concentrates around its (positive) mean (see also (46)), thereby giving the required high probability lower bound, and a corresponding upper bound. In view of this, for the upper bound, it suffices to argue that σ_μ^2 is bounded above with high probability, but this follows from Lemma 14. The bound for $\bar{\rho}^3$ follows similarly to those for $\bar{\sigma}^2$. \square

Lemma 18. *Consider the setup of Theorem 16 and Lemma 17. Given $m \in \mathbb{N}$, there exist constants $c_1, c_2, c_3 > 0$ such that on an event $\Lambda_2 \subseteq \Lambda_1$ with probability at least $1 - \mathbb{P}(\Lambda_1^c) - c_1 n^{-m}$, we have*

$$\mathbb{P} \left(|\hat{\sigma}^2 - \sigma_*^2| > c_2 (n^{1/4} \sqrt{b_n} + \|\boldsymbol{\mu}_{\text{ORA}} - \hat{\boldsymbol{\mu}}\|_\infty) \sqrt{\frac{\log n}{n}} \mid \mathcal{D} \right) \leq c_3 n^{-m}.$$

Proof. Let us introduce for $i = 1, \dots, n$,

$$q_i := - \left(\frac{T_i(Y_i - \hat{\mu}_i)}{\hat{\pi}_i \pi_i} + \frac{(1 - T_i)(Y_i - \hat{\mu}_i)}{(1 - \hat{\pi}_i)(1 - \pi_i)} \right) (\hat{\pi}_i - \pi_i),$$

and recall that

$$\begin{aligned} u_i &:= \left(\frac{r_1(X_i)}{\pi_i} + \frac{r_0(X_i)}{1 - \pi_i} - \frac{\hat{\mu}_i}{\pi_i(1 - \pi_i)} \right) (T_i - \pi_i) + \left(\frac{T_i \varepsilon_i(1)}{\pi_i} - \frac{(1 - T_i) \varepsilon_i(0)}{1 - \pi_i} \right) \\ &= \frac{\mu_{\text{ORA},i} - \hat{\mu}_i}{\pi_i(1 - \pi_i)} (T_i - \pi_i) + \frac{T_i \varepsilon_i(1)}{\pi_i} - \frac{(1 - T_i) \varepsilon_i(0)}{1 - \pi_i}; \end{aligned}$$

see (40). Similarly to (33), we can show that for all $i = 1, \dots, n$,

$$\frac{T_i(Y_i - \hat{\mu}_i)}{\hat{\pi}_i} + \frac{(1 - T_i)(Y_i - \hat{\mu}_i)}{1 - \hat{\pi}_i} = q_i + u_i + \bar{\tau},$$

so

$$\hat{\sigma}^2 = \frac{1}{n} \sum_{i=1}^n (q_i + u_i + \bar{\tau} - \hat{\tau}_{\text{DIPW}})^2.$$

Then we have that

$$\begin{aligned} |\hat{\sigma}^2 - \sigma_*^2| &\leq \left| \frac{1}{n} \sum_{i=1}^n u_i^2 - \sigma_*^2 \right| + \frac{1}{n} \sum_{i=1}^n (q_i + \bar{\tau} - \hat{\tau}_{\text{DIPW}})^2 + 2 \left| \frac{1}{n} \sum_{i=1}^n u_i (q_i + \bar{\tau} - \hat{\tau}_{\text{DIPW}}) \right| \quad (60) \\ &=: A + B + C. \end{aligned}$$

To control A , first recall that

$$\sigma_*^2 = \frac{1}{n} \sum_{i=1}^n \left(\frac{(\mu_{\text{ORA},i} - \hat{\mu}_i)^2}{\pi_i(1 - \pi_i)} + \underbrace{\frac{\mathbb{E}(\varepsilon_i(1)^2 | X_i)}{\pi_i} + \frac{\mathbb{E}(\varepsilon_i(0)^2 | X_i)}{1 - \pi_i}}_{=: \bar{\sigma}_i^2} \right);$$

see (41). Thus

$$\begin{aligned}
A &\leq \frac{1}{n} \sum_{i=1}^n \left\{ \left| \frac{(\mu_{\text{ORA},i} - \hat{\mu}_i)^2}{\pi_i(1-\pi_i)} \left(\frac{(T_i - \pi_i)^2}{\pi_i(1-\pi_i)} - 1 \right) \right| + \left| \bar{\sigma}_i^2 - \left(\frac{T_i \varepsilon_i(1)}{\pi_i} - \frac{(1-T_i)\varepsilon_i(0)}{1-\pi_i} \right)^2 \right| \right. \\
&\quad \left. + 2 \left| (T_i - \pi_i) \frac{\mu_{\text{ORA},i} - \hat{\mu}_i}{\pi_i(1-\pi_i)} \left(\frac{T_i \varepsilon_i(1)}{\pi_i} - \frac{(1-T_i)\varepsilon_i(0)}{1-\pi_i} \right) \right| \right\} \\
&=: |A_1| + |A_2| + |A_3|.
\end{aligned}$$

Now conditional on \mathcal{D} , A_1 is an average of independent sub-Gaussian variables, so is itself sub-Gaussian with variance proxy

$$\frac{c}{n^2} \sum_{i=1}^n \frac{(\mu_{\text{ORA},i} - \hat{\mu}_i)^4}{\pi_i(1-\pi_i)} \leq \frac{c}{n} \|\boldsymbol{\mu}_{\text{ORA}} - \hat{\boldsymbol{\mu}}\|_{\infty}^2 \sigma_{\mu}^2,$$

for a constant $c > 0$. Thus for a constant $c' > 0$ sufficiently large,

$$\mathbb{P}(|A_1| \geq c' \|\boldsymbol{\mu}_{\text{ORA}} - \hat{\boldsymbol{\mu}}\|_{\infty} \sigma_{\mu} \sqrt{\log(n)/n} \mid \mathcal{D}) \leq 2n^{-m}. \quad (61)$$

From (59), we see that A_2 is an average of sub-exponential random variables, so Bernstein's inequality gives us that

$$\mathbb{P}(|A_2| \geq c \sqrt{\log(n)/n}) \leq 2n^{-2m}$$

for a constant $c > 0$ sufficiently large. But then by Markov's inequality,

$$\mathbb{P}\{\mathbb{P}(|A_2| \geq c \sqrt{\log(n)/n} \mid \mathcal{D}) > n^{-m}\} \leq 2n^{-m}. \quad (62)$$

Finally note that $|A_3| \leq 2 \|\boldsymbol{\mu}_{\text{ORA}} - \hat{\boldsymbol{\mu}}\|_{\infty} |A_{31}|$ where

$$A_{31} := \frac{1}{n} \sum_{i=1}^n \frac{T_i - \pi_i}{\pi_i(1-\pi_i)} \left(\frac{T_i \varepsilon_i(1)}{\pi_i} - \frac{(1-T_i)\varepsilon_i(0)}{1-\pi_i} \right).$$

By (59) the $\varepsilon_i(0), \varepsilon_i(1)$ are all sub-Gaussian, so A_{31} is an average of mean-zero sub-Gaussian random variables. Hoeffding's inequality then gives us that there exists constant $c > 0$ such that

$$\mathbb{P}(|A_{31}| \geq c \sqrt{\log(n)/n}) \leq 2n^{-2m}.$$

Thus by Markov's inequality

$$\mathbb{P}\{\mathbb{P}(|A_3| \geq c \|\boldsymbol{\mu}_{\text{ORA}} - \hat{\boldsymbol{\mu}}\|_{\infty} \sqrt{\log(n)/n} \mid \mathcal{D}) > n^{-m}\} \leq 2n^{-m}. \quad (63)$$

Note that on Λ_1 , σ_{μ} is bounded from above due to (55) and (56). We thus see from (61), (62), (63), that on an event $\Lambda_{2A} \subseteq \Lambda_1$ with probability at least $1 - \mathbb{P}(\Lambda_1) - c_1 n^{-m}$ for some constant $c_1 > 0$,

$$\mathbb{P}(|A| \geq c_2(1 + \|\boldsymbol{\mu}_{\text{ORA}} - \hat{\boldsymbol{\mu}}\|_{\infty}) \sqrt{\log(n)/n} \mid \mathcal{D}) \leq c_3 n^{-m} \quad (64)$$

for constants $c_2, c_3 > 0$.

We now turn to B . Working on Λ_1 , we see that applying (54) and using the fact that $\hat{\pi}_i$ and π_i 's are bounded within $[c_{\hat{\pi}}, 1 - c_{\hat{\pi}}]$ and $[c_{\pi}, 1 - c_{\pi}]$ respectively, we have that there exists a constant $c > 0$ such that

$$B \leq 2 \frac{1}{n} \sum_{i=1}^n q_i^2 + 2(\hat{\tau}_{\text{DIPW}} - \bar{\tau})^2 \leq c(\|\mathbf{Y}\|_2^2/n + \|\hat{\boldsymbol{\mu}}\|_2^2/n) \frac{b_n \log n}{\sqrt{n}} + 2(\hat{\tau}_{\text{DIPW}} - \bar{\tau})^2.$$

Then using (56), we see that on Λ_1 ,

$$\mathbb{P}\left(B \leq c \frac{b_n \log n}{\sqrt{n}} + 2(\hat{\tau}_{\text{DIPW}} - \bar{\tau})^2 \mid \mathcal{D}\right) \leq n^{-m}. \quad (65)$$

We are now left with the task of dealing with $(\hat{\tau}_{\text{DIPW}} - \bar{\tau})^2 \leq 2\delta^2/n + 2Q_C^2$ where recall that

$$\begin{aligned} Q_C &= \frac{1}{n} \sum_{i=1}^n \frac{\mu_{\text{ORA},i} - \hat{\mu}_i}{\pi_i(1 - \pi_i)} (T_i - \pi_i) + \frac{1}{n} \sum_{i=1}^n \left(\frac{T_i \varepsilon_{1,i}}{\pi_i} - \frac{(1 - T_i) \varepsilon_{0,i}}{1 - \pi_i} \right) \\ &=: Q_{C1} + Q_{C2}. \end{aligned}$$

Now conditional on \mathcal{D} , Q_{C1} is an average of mean zero sub-Gaussian random variables, so there exists constant $c > 0$ such that

$$\mathbb{P}(2Q_{C1}^2 > c\sigma_u^2 \log(n)/n \mid \mathcal{D}) \leq 2n^{-m}. \quad (66)$$

Also, Q_{C2} is an average of mean zero sub-Gaussian random variables, so there exists constant $c > 0$ such that $\mathbb{P}(2Q_{C2}^2 > c \log(n)/n) \leq 2n^{-2m}$. Markov's inequality then gives that

$$\mathbb{P}\{\mathbb{P}(2Q_{C2}^2 \geq c \log(n)/n \mid \mathcal{D}) > n^{-m}\} \leq 2n^{-m}. \quad (67)$$

Note that the quantity δ^2/n is straightforward to control using (57), with a high probability upper bound

$$(s^2 + s \log n) \frac{(\log p)^2}{n^2} \leq 2 \left(\frac{b_n^2}{n} + \frac{a_n b_n}{\sqrt{n}} \right)$$

using assumptions 5 and 6. Thus putting together (65), (66), (67) and the above, we see that on an event $\Lambda_{2B} \subseteq \Lambda_{2A}$ with probability at least $1 - \mathbb{P}(\Lambda_1) - c_1 n^{-m}$ for some $c_1 > 0$,

$$\mathbb{P}(|B| \geq c_2 b_n \log n / \sqrt{n} \mid \mathcal{D}) \leq c_3 n^{-m} \quad (68)$$

for constants $c_2, c_3 > 0$, where we have used that $b_n \geq \log(2)/\sqrt{n}$ (see Assumption 5).

Turning now to C , observe that by the Cauchy–Schwarz inequality,

$$C^2 \leq 4B \cdot \frac{1}{n} \sum_{i=1}^n u_i^2.$$

Now

$$\frac{1}{n} \sum_{i=1}^n u_i^2 \leq |A| + \sigma_*^2$$

by the triangle inequality. Thus using (64), (58) and (68), we see that on Λ_{2B} , there exists constants $c, c' > 0$ such that

$$\mathbb{P}(|C| \geq c\{\sqrt{b_n \log n/n^{1/4}} + (1 + \|\boldsymbol{\mu}_{\text{ORA}} - \hat{\boldsymbol{\mu}}\|_{\infty})\sqrt{\log(n)/n}\} \mid \mathcal{D}) \leq c' n^{-m}.$$

Putting together (64), (68) and the above gives the result. \square

Proof of Theorem 16. Throughout the proof we work on the event Λ_2 defined in Lemma 18. Now

$$\begin{aligned} & \mathbb{P}\left(|\hat{\tau}_{\text{DIPW}} - \bar{\tau}| \leq \frac{\hat{\sigma}}{\sqrt{n}} \Phi^{-1}(1 - \alpha/2) \mid \mathcal{D}\right) \\ & \geq \underbrace{\mathbb{P}\left(|\zeta| \leq \frac{1}{\sigma_*} \left(\hat{\sigma} \Phi^{-1}(1 - \alpha/2) - c_\delta(s + \sqrt{s \log n}) \frac{\log p}{\sqrt{n}}\right) \mid \mathcal{D}\right)}_{=:A} - \underbrace{\mathbb{P}\left(|\delta| \geq c_\delta(s + \sqrt{s \log n}) \frac{\log p}{\sqrt{n}} \mid \mathcal{D}\right)}_{=:B}, \end{aligned}$$

where c_δ is inherited from (57) and ζ is as in Theorem 2. From (57), we have that

$$B \leq c(p^{-m} + n^{-m}). \quad (69)$$

To control A , recalling Assumption 6, we have that,

$$A \geq \mathbb{P}\left(|\zeta| \leq \frac{\hat{\sigma}}{\sigma_*} \Phi^{-1}(1 - \alpha/2) - \frac{b_n}{\sigma_*} - \frac{\sqrt{b_n \log p \log n}}{\sigma_* n^{1/4}} \mid \mathcal{D}\right).$$

Using the elementary inequality $(a - b)^2 \leq (a^2 - b^2)^2/a^2$ for $a > 0, b \geq 0$, we find

$$\left| \frac{\hat{\sigma}}{\sigma_*} - 1 \right| \leq \frac{|\hat{\sigma}^2 - \sigma_*^2|}{\sigma_*^2}.$$

Then it follows from Lemmas 17 and 18 that

$$\begin{aligned} A & \geq \mathbb{P}\left(|\zeta| \leq \Phi^{-1}(1 - \alpha/2) - c\left(\|\hat{\boldsymbol{\mu}} - \boldsymbol{\mu}_{\text{ORA}}\|_\infty \sqrt{\frac{\log n}{n}} + b_n + \frac{\sqrt{b_n \log p \log n}}{n^{1/4}}\right) \mid \mathcal{D}\right) \\ & \quad - c'(p^{-m} - n^{-m}). \end{aligned}$$

By combining the above inequality with Lemma 10, we have that

$$\begin{aligned} A & \geq \mathbb{P}\left(|Z| \leq \Phi^{-1}(1 - \alpha/2) - c\left(\|\hat{\boldsymbol{\mu}} - \boldsymbol{\mu}_{\text{ORA}}\|_\infty \sqrt{\frac{\log n}{n}} + b_n + \frac{\sqrt{b_n \log p \log n}}{n^{1/4}}\right)\right) \\ & \quad - c'(p^{-m} - n^{-m}) - \frac{c_\zeta(\sigma_\mu^2 \|\hat{\boldsymbol{\mu}} - \boldsymbol{\mu}_{\text{ORA}}\|_\infty + \bar{\rho}^3)}{\sigma_*^3} \frac{1}{\sqrt{n}}, \end{aligned}$$

where Z is a standard Gaussian random variable. Using a Taylor expansion for Φ , noting that it has bounded derivative, and using (69), we obtain the desired result. \square

We are now in a position to prove Theorem 4 giving guarantees for the confidence interval (23) centred on the cross-fit estimate $\hat{\tau}_{\text{AVE}}$ (22). Recall that in contrast to Theorem 16, here we do not assume the existence of auxiliary data.

Proof of Theorem 4. From Theorem 16 and a union bound, we have that there exist constants $c, c_\zeta > 0$ such that on an event Λ with probability at least

$$1 - \sum_{j=1}^3 \mathbb{P}(\Omega_j^c(c_\gamma, c_{\hat{\mu}}, c_{\hat{\pi}})) - c(n^{-m} + p^{-m}),$$

we have

$$\begin{aligned} \mathbb{P}\left(|\hat{\tau}_{\text{DIPW},j} - \bar{\tau}_j| \leq \frac{\hat{\sigma}_j}{\sqrt{n/3}} z_{\alpha/3} \mid \mathbf{X}\right) &\geq 1 - \alpha/3 \\ &- \frac{c_\zeta}{3} \left(\mathbb{E}(\|\hat{\boldsymbol{\mu}} - \boldsymbol{\mu}_{\text{ORA}}\|_\infty \mid \mathbf{X}) \sqrt{\frac{\log n}{n}} + \frac{\sqrt{b_n \log p \log n}}{n^{1/4}} + b_n + p^{-m} \right) \end{aligned}$$

for all $j = 1, 2, 3$. Thus on Λ , by a union bound, we have

$$\begin{aligned} \mathbb{P}\left(|\hat{\tau}_{\text{DIPW},j} - \bar{\tau}_j| \leq \frac{\hat{\sigma}_j}{\sqrt{n/3}} z_{\alpha/3} \forall j \mid \mathbf{X}\right) &\geq 1 - \alpha \\ &- c_\zeta \left(\mathbb{E}(\|\hat{\boldsymbol{\mu}} - \boldsymbol{\mu}_{\text{ORA}}\|_\infty \mid \mathbf{X}) \sqrt{\frac{\log n}{n}} + \frac{\sqrt{b_n \log p \log n}}{n^{1/4}} + b_n + p^{-m} \right). \end{aligned}$$

Averaging the inequalities

$$-\frac{\hat{\sigma}_j}{\sqrt{n/3}} z_{\alpha/3} \leq \hat{\tau}_{\text{DIPW},j} - \bar{\tau}_j \leq \frac{\hat{\sigma}_j}{\sqrt{n/3}} z_{\alpha/3}$$

for $j = 1, 2, 3$, we obtain

$$-\frac{\bar{\sigma}}{\sqrt{n}} z_{\alpha/3} \leq \hat{\tau}_{\text{AVE}} - \bar{\tau} \leq \frac{\bar{\sigma}}{\sqrt{n}} z_{\alpha/3}.$$

Hence on Λ , we have

$$\begin{aligned} \mathbb{P}\left(|\hat{\tau}_{\text{AVE}} - \bar{\tau}| \leq \frac{\bar{\sigma}}{\sqrt{n}} z_{\alpha/3} \forall j \mid \mathbf{X}\right) &\geq 1 - \alpha \\ &- c_\zeta \left(\mathbb{E}(\|\hat{\boldsymbol{\mu}} - \boldsymbol{\mu}_{\text{ORA}}\|_\infty \mid \mathbf{X}) \sqrt{\frac{\log n}{n}} + \frac{\sqrt{b_n \log p \log n}}{n^{1/4}} + b_n + p^{-m} \right). \end{aligned}$$

as required. \square

E Proofs of Theorem 5 and Corollary 6

Theorem 5 immediately follows from the following intermediate result of Theorem 2.

Theorem 19. *Consider the setup of Theorem 2. We have the decomposition*

$$\sqrt{n}(\hat{\tau}_{\text{DIPW}} - \tau) = \delta + \frac{1}{\sqrt{n}} \sum_{i=1}^n \left(r_1(X_i) - r_0(X_i) - \tau + \frac{T_i \varepsilon_i(1)}{\pi_i} - \frac{(1 - T_i) \varepsilon_i(0)}{1 - \pi_i} \right),$$

in which given constants $c_\gamma, c_{\bar{\mu}} > 0, c_{\hat{\pi}} \in (0, 1/2]$ and $m \in \mathbb{N}$, we have that there exists constants $c, c_\delta > 0$ such that with probability at least $1 - \mathbb{P}(\Omega^c(c_\gamma, c_{\bar{\mu}}, c_{\hat{\pi}})) - c(n^{-m} + p^{-m})$,

$$|\delta| \leq c_\delta (s + \sqrt{s \log n}) \frac{\log p}{\sqrt{n}} + c_\delta \sqrt{\frac{\log n}{n}} \|\tilde{\boldsymbol{\mu}}(\mathbf{X}) - \boldsymbol{\mu}_{\text{ORA}}\|_2.$$

To prove this, first let $\hat{\boldsymbol{\mu}}_{\text{ORA}}$ be an n -dimensional vector such that

$$\hat{\boldsymbol{\mu}}_{\text{ORA},i} := \frac{\pi_i(1 - \hat{\pi}_i)}{\hat{\pi}_i} r_1(X_i) + \frac{(1 - \pi_i)\hat{\pi}_i}{1 - \hat{\pi}_i} r_0(X_i).$$

Lemma 20. Consider the set up of Theorem 19, we have that there exist constants $c_1, c_2 > 0$ such that on an event Λ contained in $\Omega := \Omega(c_\gamma, c_{\tilde{\mu}}, c_{\hat{\pi}})$ with $\mathbb{P}(\Lambda^c \cap \Omega) \leq c_1 n^{-m}$,

$$\frac{1}{\sqrt{n}} \|\boldsymbol{\mu}_{\text{ORA}} - \hat{\boldsymbol{\mu}}_{\text{ORA}}\|_2 \leq c_2 \sqrt{s \frac{\log p}{n}}.$$

Proof. We have that

$$\frac{1}{\sqrt{n}} \|\hat{\boldsymbol{\mu}}_{\text{ORA}} - \boldsymbol{\mu}_{\text{ORA}}\|_2 \leq \sqrt{\frac{1}{n} \sum_{i=1}^n \left(\frac{\pi_i(1 - \hat{\pi}_i)}{\hat{\pi}_i} - (1 - \pi_i) \right)^2 r_{1,i}^2} + \sqrt{\frac{1}{n} \sum_{i=1}^n \left(\frac{(1 - \pi_i)\hat{\pi}_i}{1 - \hat{\pi}_i} - \pi_i \right)^2 r_{0,i}^2}.$$

Using that we are on Ω and following (37), we have that for some constant c ,

$$\frac{1}{\sqrt{n}} \|\hat{\boldsymbol{\mu}}_{\text{ORA}} - \boldsymbol{\mu}_{\text{ORA}}\|_2 \leq c \sqrt{\frac{1}{n} \sum_{i=1}^n (X_i^\top (\hat{\gamma} - \gamma))^2 r_{1,i}^2} + c \sqrt{\frac{1}{n} \sum_{i=1}^n (X_i^\top (\hat{\gamma} - \gamma))^2 r_{0,i}^2}.$$

Applying Cauchy–Schwarz inequality, we have

$$\begin{aligned} \frac{1}{\sqrt{n}} \|\hat{\boldsymbol{\mu}}_{\text{ORA}} - \boldsymbol{\mu}_{\text{ORA}}\|_2 &\leq c \left(\frac{1}{n} \sum_{i=1}^n (X_i^\top (\hat{\gamma} - \gamma))^4 \right)^{\frac{1}{4}} \left\{ \left(\frac{1}{n} \sum_{i=1}^n r_{1,i}^4 \right)^{\frac{1}{4}} + \left(\frac{1}{n} \sum_{i=1}^n r_{0,i}^4 \right)^{\frac{1}{4}} \right\} \\ &\leq 2c \left(\frac{1}{n} \sum_{i=1}^n (X_i^\top (\hat{\gamma} - \gamma))^4 \right)^{\frac{1}{4}} \cdot \max_{t \in \{0,1\}} \left(\frac{1}{n} \sum_{i=1}^n (r_{t,i} - \mathbb{E}[Y(t)])^4 + \mathbb{E}[Y(t)]^4 \right)^{\frac{1}{4}}. \end{aligned}$$

In the final line, we applied Jensen's inequality which gives that for any $m' \in \mathbb{N}$, $\mathbb{E}[|r_t(X) - \mathbb{E}[Y(t)]|^{m'}] \leq \mathbb{E}[|Y(t) - \mathbb{E}[Y(t)]|^{m'}]$. By the argument of Lemma 17, we have that there exist constants $c', c'' > 0$ such that with probability at least $1 - c'' n^{-m}$,

$$\max_{t \in \{0,1\}} \frac{1}{n} \sum_{i=1}^n (r_{t,i} - \mathbb{E}[Y(t)])^4 \leq c'.$$

Thus taking Λ to be the intersection of the event that the above holds, \mathcal{T}_2 defined in Lemma 12 and Ω , we obtain the desired result. \square

Proof of Theorem 19. Recalling the decomposition in (50), it remains to prove that there exist constants $c, c' > 0$ such that on an event \mathcal{A}_1 with $\mathbb{P}(\mathcal{A}_1^c \cap \Omega(c_\gamma, c_{\tilde{\mu}}, c_{\hat{\pi}})) \leq c'(n^m + p^{-m})$, the term

$$\delta_2 := \frac{1}{\sqrt{n}} \sum_{i=1}^n \left(\frac{r_{1,i}}{\pi_i} + \frac{r_{0,i}}{1 - \pi_i} - \frac{\hat{\mu}_i}{\pi_i(1 - \pi_i)} \right) (T_i - \pi_i) = \frac{1}{\sqrt{n}} \sum_{i=1}^n \left(\frac{\mu_{\text{ORA},i} - \hat{\mu}_i}{\pi_i(1 - \pi_i)} \right) (T_i - \pi_i)$$

satisfies

$$|\delta_2| \leq c \left(\sqrt{s \frac{\log p \log n}{n}} + \sqrt{\frac{\log n}{n}} \|\tilde{\boldsymbol{\mu}}(\mathbf{X}) - \boldsymbol{\mu}_{\text{ORA}}\|_2 \right). \quad (70)$$

To achieve this goal, we first control $\|\hat{\boldsymbol{\mu}} - \tilde{\boldsymbol{\mu}}(\mathbf{X})\|_2$. To this end, let $\tilde{\mu}_{\text{ORA},i} := \hat{\mu}_{\text{ORA},i} \mathbb{1}_{\{1 - c_{\hat{\pi}} \leq \hat{\pi}_i \leq c_{\hat{\pi}}\}}$. We now argue similarly to the proof of Lemma 13 furthermore use the definitions of $\tilde{\Omega}_1$ and $\tilde{Y}_{A,i}$ therein.

Then conditional on \mathcal{D}_B and working on $\tilde{\Omega}_1$, the

$$X_{A,ij}\{\check{Y}_{A,i} - \tilde{\mu}(X_{A,i})\} - X_{ij}\{\check{\mu}_{\text{ORA},i} - \tilde{\mu}(X_i)\} \quad (71)$$

are i.i.d. mean-zero random variables; indeed, note that for example

$$\mathbb{E} \left(\frac{T_i Y_i (1 - \hat{\pi}_i)}{\hat{\pi}_i} \mathbb{1}_{\{1 - c_{\hat{\pi}} \leq \hat{\pi}_i \leq c_{\hat{\pi}}\}} \middle| \mathcal{D}_B, X_i \right) = \frac{(1 - \hat{\pi}_i) \mathbb{1}_{\{1 - c_{\hat{\pi}} \leq \hat{\pi}_i \leq c_{\hat{\pi}}\}}}{\hat{\pi}_i} \pi_i r_1(X_i).$$

Furthermore, conditional \mathcal{D}_B and working on $\tilde{\Omega}_1$, (71) is a linear combination of products of sub-Gaussian random variables with finite conditional means as, for example, $r_t(X_i)$ is conditionally (and unconditionally) sub-Gaussian (see e.g. proof of Lemma 17). Thus arguing similarly as in the proof of Lemma 13, we have that by choosing the constant $c_\eta > 0$ sufficiently large, there exists a constant $c > 0$ such that on an event \mathcal{A}_2 satisfying $\mathbb{P}(\mathcal{A}_2^c \cap \Omega(c_\gamma, c_{\hat{\mu}}, c_{\hat{\pi}})) \leq cp^{-m}$, $\hat{\mu}_{\text{ORA}}$ is a feasible solution to (14), so that

$$\|\hat{\mu} - \tilde{\mu}(\mathbf{X})\|_2 \leq \|\hat{\mu}_{\text{ORA}} - \tilde{\mu}(\mathbf{X})\|_2 \leq \|\mu_{\text{ORA}} - \tilde{\mu}(\mathbf{X})\|_2 + \|\mu_{\text{ORA}} - \hat{\mu}_{\text{ORA}}\|_2.$$

Now

$$\begin{aligned} \|\hat{\mu} - \mu_{\text{ORA}}\|_2 &\leq \|\hat{\mu} - \tilde{\mu}(\mathbf{X})\|_2 + \|\mu_{\text{ORA}} - \tilde{\mu}(\mathbf{X})\|_2 \\ &\leq \|\mu_{\text{ORA}} - \hat{\mu}_{\text{ORA}}\|_2 + 2\|\mu_{\text{ORA}} - \tilde{\mu}(\mathbf{X})\|_2, \end{aligned} \quad (72)$$

using the above.

Now given any fixed $\mu_{\text{ORA}}, \hat{\mu}, \{\pi_i\}_{i=1}^n$, we have applying Hoeffding's inequality and using Assumption 2 that for some constant $c > 0$,

$$\mathbb{P} \left(|\delta_2| \leq c \sqrt{\frac{\log n}{n}} \|\hat{\mu} - \mu_{\text{ORA}}\|_2 \middle| \mu_{\text{ORA}}, \hat{\mu}, \{\pi_i\}_{i=1}^n \right) \leq 2n^{-m}.$$

In light of the above inequality, Lemma 20 and (72), we obtain (70), thereby proving the desired result. \square

Proof of Corollary 6. Using the fact that for $a, b, \hat{a}, \hat{b} \in \mathbb{R}$, $ab - \hat{a}\hat{b} = (a - \hat{a})b + \hat{a}(b - \hat{b})$, we have

$$|\tilde{\mu}(X_i) - \mu_{\text{ORA}}(X_i)| \leq |\pi_i - \hat{\pi}_i| (|r_1(X_i)| + |r_0(X_i)|) + |\hat{r}_1(X_i) - r_1(X_i)| + |\hat{r}_0(X_i) - r_0(X_i)|.$$

Now from Assumption 3 and Jensen's inequality, each $r_t(X_i) - \mathbb{E}r_t(X_i)$ is sub-Gaussian for each $t = 0, 1$. Thus by a similar argument to the proof of Lemma 15, there exists a constant c_1 such that on an event with probability at least $2n^{-m}$, we have

$$|r_1(X_i)| + |r_0(X_i)| \leq c_1 \quad \text{for all } i = 1, \dots, n. \quad (73)$$

Now from (54), we have that on an event with probability at least

$$1 - \sum_{j=1}^3 \mathbb{P}(\Omega_j^c(c_\gamma, c_{\hat{\mu}}, c_{\hat{\pi}})) - c(n^{-m} + p^{-m}),$$

for some constant c , both (73) holds and

$$|\pi_i - \hat{\pi}_i| \leq \frac{\sqrt{b_n \log n}}{n^{1/4}}.$$

Thus on this event, there exists a constant c_2 such that

$$\|\tilde{\mu}(\mathbf{X}) - \boldsymbol{\mu}_{\text{ORA}}\|_2 \leq c_2 (n^{1/4} \sqrt{b_n \log n} + \max_{t=0,1} \|\hat{r}_t(\mathbf{X}) - r_t(\mathbf{X})\|_2),$$

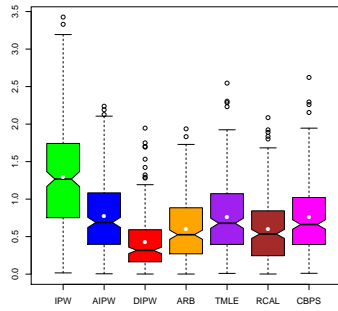
from which, in conjunction with Theorem 5, the result follows. \square

F ATE results with heteroscedastic noise

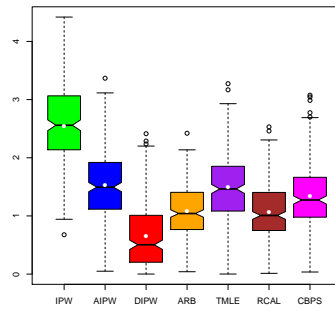
In Figures 6 and 7, we present the results from repeating the experiments in Section 6.1 but replacing the homoscedastic noise ε_i in (30) with heteroscedastic errors

$$\mathbb{1}_{\{\pi(X_i) \geq 0.5\}} \varepsilon_i^{(+)} + \mathbb{1}_{\{\pi(X_i) < 0.5\}} \varepsilon_i^{(-)},$$

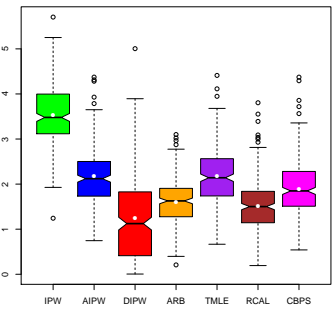
where $\varepsilon_i^{(+)} \sim \mathcal{N}(0, 0.5)$ and $\varepsilon_i^{(-)} \sim \mathcal{N}(0, 2)$. The results are similar to those presented in Figures 1 and 2 with DIPW performing well across the scenarios considered. In Figure 8, we replot Toeplitz design $s = 20, 50$ in Figure 5, but *without* TMLE.



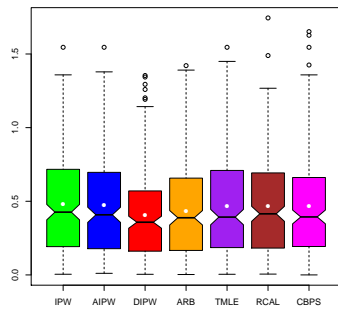
(a) Toeplitz design, $s = 5$



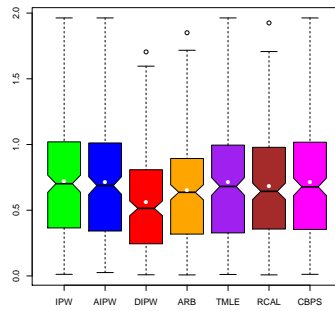
(b) Toeplitz design, $s = 20$



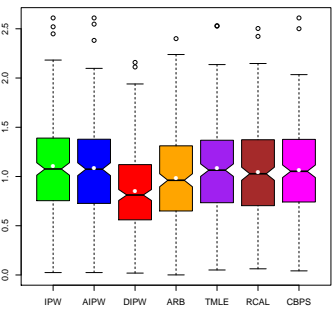
(c) Toeplitz design, $s = 50$



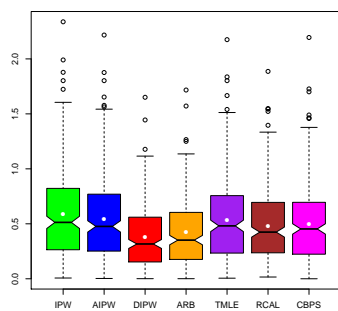
(d) Exponential design, $s = 5$



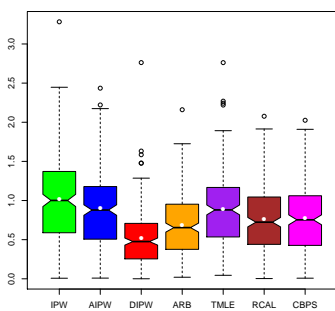
(e) Exponential design, $s = 20$



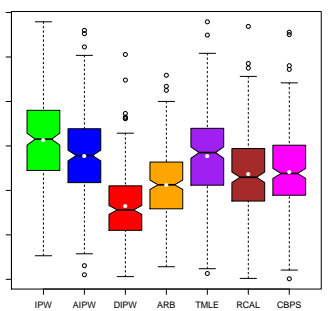
(f) Exponential design, $s = 50$



(g) Real data design, $s = 5$

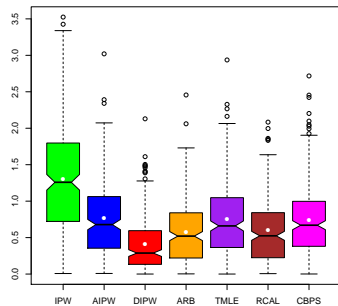


(h) Real data design, $s = 20$

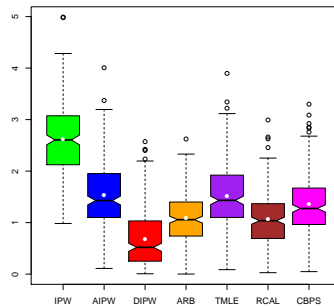


(i) Real data design, $s = 50$

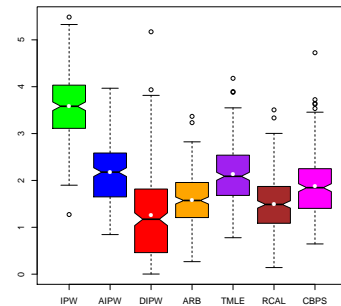
Figure 6: Boxplot of estimation error with heteroscedastic noises and linear responses.



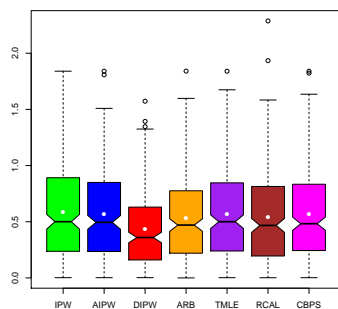
(a) Toeplitz design, $s = 5$



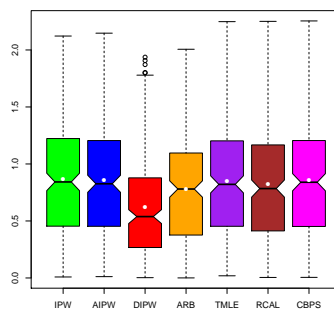
(b) Toeplitz design, $s = 20$



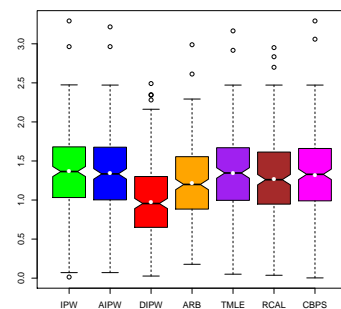
(c) Toeplitz design, $s = 50$



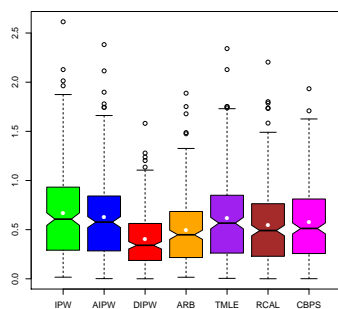
(d) Exponential design, $s = 5$



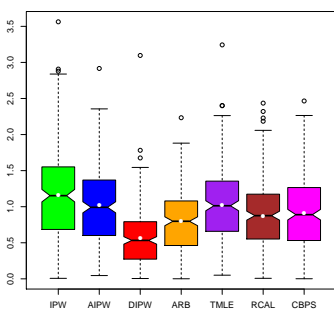
(e) Exponential design, $s = 20$



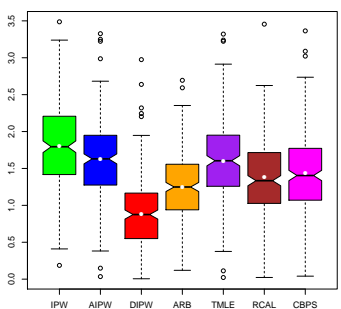
(f) Exponential design, $s = 50$



(g) Real data design, $s = 5$

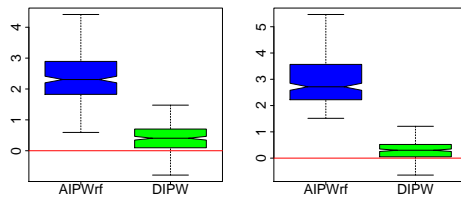


(h) Real data design, $s = 20$



(i) Real data design, $s = 50$

Figure 7: Boxplot of estimation error with heteroscedastic noises and nonlinear responses.



(a) Toeplitz design, $s = 20, 50$

Figure 8: Same as Toeplitz design $s = 20, 50$ in Figure 5, but without TMLE.