

Self-supervised Document Clustering Based on BERT with Data Augment

Haoliang Shi

Waseda University
Tokyo, Japan

hollis.shi@toki.waseda.jp

Cen Wang

Advanced Research Laboratory
KDDI Research Inc.

Saitama-ken, Japan
ce-wang@kddi-research.jp

Tetsuya Sakai

Waseda University
Tokyo, Japan

tetsuyasakai@acm.org

Abstract

Contrastive learning is a good way to pursue discriminative unsupervised learning, which can inherit advantages and experiences of well-studied deep models without complexly novel model designing. In this paper, we propose two learning method for document clustering, the one is a partial contrastive learning with unsupervised data augment, and the other is a self-supervised contrastive learning. Both methods achieve state-of-the-art results in clustering accuracy when compared to recently proposed unsupervised clustering approaches.

1 Introduction

Text labeling is costly, and usually subjectivity and inaccuracy are hard to avoid. As a result, using deep learning for natural language processing (NLP) with less supervision or without supervision has been a continuously attractive problem. The unsupervised approaches can be roughly classified as generative and discriminative (Chen et al., 2020). A generative approach may use an encoding network to learn latent representations for input texts, and feeds the latent representations into another generating network. Given an objective of generation similarity, the most proper latent representations can be learned. The generative approaches always introduce novel neural architectures, for example Chiu et al. (Chiu et al., 2020) compared a series of graph neural network in document clustering accuracy of 20newsgroup (Lang, 1995). On the contrary, the models that are commonly seen in supervised learning are preferred to be reused for a discriminative method. In order to abandon the labels yet still find a learning objective for parameter optimizations, the contrastive learning (CL) was proposed first in the image similarity field (Hadsell et al., 2006), and later CL method is widely studied in latent representation learning (see Section 2 for details).

Recent success of CL in image classification field inspired contrastive learning architecture studies in NLP field. For example, Gunel et al. (Gunel et al., 2020) proposed a CL method to fine tune BERT for multiple language tasks, however it is still a supervised approach and most of the tasks are binary classification problems. Motivating by these, in this paper, we focus on to explore a more effectively modified CL architecture for multiple clustering tasks, which can eventually benefit for the raw dataset without any label. Specifically, based on Bidirectional Encoder Representations from Transformers (BERT) (Devlin et al., 2018), we propose a partial contrastive learning (PCL) combined with unsupervised data augment (UDA) and a self-supervised contrastive learning (SCL) via multi-language back translation. Our contributions are as follows to illustrate our explorations in how to improve clustering accuracy:

- We find that to additionally introduce UDA (Xie et al., 2019) in CL can further improve clustering accuracy;
- Our experimental results suggest that PCL can achieve almost the same performance with supervised learning using partial items in dataset;
- We also find that using multi-language back translation to generate positive sample in SCL can further eliminate the contrast processing in PCL with some performance deteriorations;

2 Related Work

2.1 Unsupervised Learning Method

Dating back to (Hadsell et al., 2006), representations were learned by contrasting positive pairs against negative pairs, and its loss function is verified not effective in doing language tasks (Shi et al.,

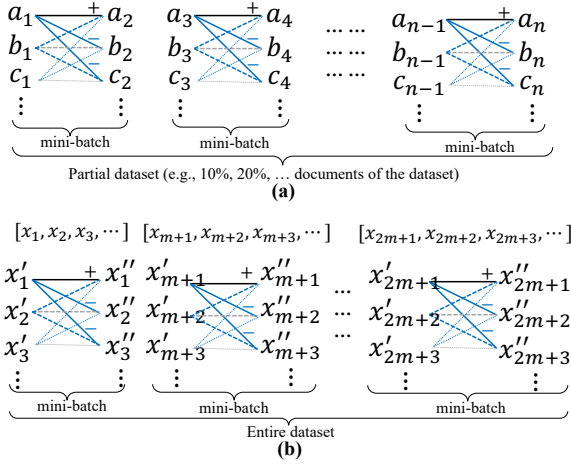


Figure 1: (a)PCL; (b)SCL.

2020). Along these lines, Dosovitskiy et al. (Dosovitskiy et al., 2014) suggested to treat each instance as a class represented by a feature vector. Subsequently, Wu et al. (Wu et al., 2018) proposed a memory bank to store the instance class representation vector. Another work then proposed the in-batch samples instead of a memory bank for negative sampling. Zhang et al. (Zhang et al., 2020) proposed a total different idea, that is to use Convolutional Neural Network to generate negative samples directly in latent space.

2.2 Contrastive Learning in NLP

The recent two years have witnessed the blowout development of related studies. A complete supervised CL architecture for multiple language tasks (Gunel et al., 2020) from Stanford University can be seen as a leading work. Contrastive self-supervised Encoder Representations from Transformers (CERT) (Fang and Xie, 2020) was proposed for predicting whether two augmented sentences originate from the same sentence. Contrastive Learning with mutual Information Maximization (CLIM) (Li et al., 2020a) was proposed to use CL on cross-domain sentiment classification. Wu et al. (Wu et al., 2020) design a new metric which covers both linguistic qualities and semantic informativeness based on BERT using CL. Additionally, Approximate nearest neighbor Negative Contrastive Estimation (ANCE) (Xiong et al., 2020) was proposed for dense text retrieval, which further expands the use of CL.

2.3 Document Clustering

Document clustering is naturally suitable for unsupervised learning. Moreover, document clustering can truly handle the classification with unlabeled raw data, which can be seen as a future promising technology in NLP. There are many method categories to solve document clustering. In traditional unsupervised clustering, Feature Clustering Hashing (FCH) (Yuan et al., 2019), Subspace Clustering guided Convex Nonnegative Matrix Factorization (SC-CNMF) were used to do the document clustering (Li et al., 2020b). Later, Bidirectional Adversarial Topic (BAT) and Gaussian Bidirectional Adversarial Topic (G-BAT) (Wang et al., 2020) models are proposed to achieve state-of-the-art accuracy in this technology category. With the development of Autoencoder (AE) (Hinton and Salakhutdinov, 2006), Graph Autoencoder (GAE) and Variational Graph Autoencoder (VGAE) (Kipf and Welling, 2016) in NLP, these methods can be used for a generative unsupervised clustering, and Chiu et al. (Chiu et al., 2020) gave a summary of comparisons of these methods. Deep clustering methods are also proposed based on deep architecture such as Deep Clustering Network (DCN) (Shukla et al., 2020) and Text Convolutional Siamese Network (textCSN) (Vilhagra et al., 2020). However, deep clustering methods usually make cluster centers be learned, which cannot fulfill an expect of entirely unsupervised learning. In this paper, we focus on the comparisons with the recent deep unsupervised clustering accuracy.

3 Method

We introduce PCL, UDA and SCL, and how to use these learning methods to train BERT for document clustering.

3.1 Partial Contrastive Learning

Figure 1(a) shows the method of PCL. In the PCL architecture, if there are N documents in the dataset with C classes, the suggested number of documents in each mini-batch is $2C$ with C pairs. Each pair of documents are from a distinct class. The two intra-pair documents, for example a_i (i.e., has an index of $2k - 1$) and a_{i+1} (i.e., has an index of $2k$) are positive samples of each other, that is they are come from the same class. The inter-pair documents are on the contrary, the negative samples of each other, for example a_i and b_i , a_i and c_i , and b_i and c_i . The only difference between PCL and CL is that PCL

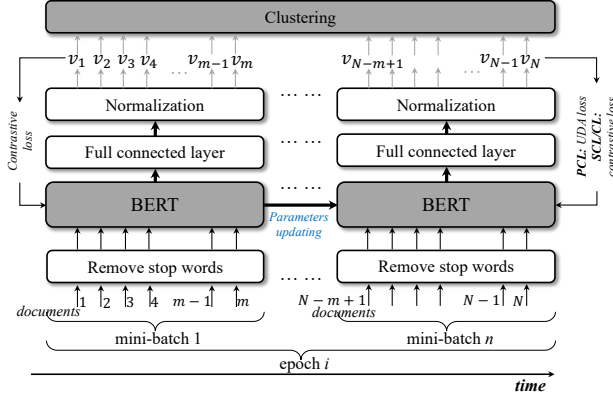


Figure 2: Learning approach.

selects a part of the documents in the dataset to train BERT. An output from BERT is a latent representation vector v_i for a certain document i . For two documents i and j , their similarity is $s_{i,j}$. The $s_{i,j}$ can be Cosine similarity, Manhattan similarity or Euclidean similarity calculated by v_i and v_j . In a mini-batch, the loss function is defined as equation (1), where $l(i, j)$ is defined in equation (2). Then, the parameters of BERT is updated according to the loss.

$$L_{CL} = \frac{1}{2C} \sum_{k=1}^C [l(2k-1, 2k) + l(2k, 2k-1)] \quad (1)$$

$$l(i, j) = -\log \frac{\exp(s_{i,j}/\tau)}{\sum_{k=1, k \neq i}^{2C} \exp(s_{i,k}/\tau)} \quad (2)$$

In equation (2), the $\tau > 0$ denotes a temperature parameter, this parameter can impact the intra-cluster and inter-cluster distance and finally impact the clustering accuracy. Thus, we give evaluations on this super-parameter for PCL and SCL in Section 4.

3.2 Unsupervised Data Augment

UDA is first proposed by Google for emotion analysis (Xie et al., 2019), which is a binary classification task. Given a document i in language A, this document is translated into language B, and then is translated back to language A again, which is the back translation. A language B can be various. Then, x_i and x'_i are the inputs of BERT for the document i and its back translated version respectively. The outputs of BERT is fed into a UDA model with parameter set θ , and distributions of y given x_i and x'_i is learned, namely we get $p_\theta(y|x_i)$ and $p_\theta(y|x'_i)$.

The UDA loss is the sum of the KL-divergence between the two distributions for every document i in a mini-batch, which is described as equation (3). When using the UDA, the total loss \mathcal{L} is given as equation (4).

$$L_{UDA} = \sum_{i=1}^m \mathcal{KL}(p_\theta(y|x_i) \parallel p_\theta(y|x'_i)) \quad (3)$$

$$\mathcal{L} = L_{CL} + L_{UDA} \quad (4)$$

3.3 Self-supervised Contrastive Learning

In SCL architecture, we do not require the size of mini-batch. In a mini-batch, m documents are randomly selected from dataset. We do not require the documents from the different classes. For a selected document i , x'_i (i.e., has an index of $2k$) and x''_i (i.e., has an index of $2k+1$) are generated from the back translation using Spanish and French respectively. We do not include the origin documents in a mini-batch. Thus, the size of a mini-batch is $2m$. In the SCL, entire dataset is used. The loss function of SCL is the same with that in PCL as equation (1) without UDA, and the C should be replaced by m .

3.4 Learning Approach

The learning approach that utilizing CL, PCL and SCL is shown in Figure 2. In each mini-batch, the documents are fed into BERT after removing stop words. Then, the outputs from BERT pass a full connected network for dimensionality reduction. The vectors with lower dimension from the full connected layer will be normalized subsequently. Through this learning processing, a vector v_i will be generated for document i . If CL or SCL is used, for each mini-batch, the contrastive loss will be calculated. While if PCL is used, the contrastive loss will be calculated for only preceding mini-batches. The residual mini-batch, the UDA loss will be added if UDA is chosen to be used. The parameters of BERT will be updated every mini-batch. While the clustering will be conducted using all the learned v_i ($i = 1, 2, \dots, N$) only after an epoch of learning finishes.

4 Experiment

We do document clustering on 20newsgroup which has 20 news classes. The dimension of a learned




Figure 3: Clustering in a 2D view (a) before using any method; (b) using PCL with best performance.

Method	20ng	Deterioration
PCL(14%, $\tau = 0.5$)		
with UDA (Ours)	62.2	-0
PCL(14%, $\tau = 0.5$)		
w/o UDA (Ours)	60.1	-2.1
SCL($\tau = 0.5$) (Ours)	49.7	-12.5
SS-SB-MT	47.4	-14.8
VGAE	43.1	-19.1
AE	41.7	-20.5
GAE	41.4	-20.8
G-BAT	41.3	-20.9
FCH	31.6	-30.6
Supervised	71.1	+8.9
Supervised (14%)	62.3	+0.1
w/o fine-tuning	8.1	-54.1

Table 1: Clustering accuracy comparisons.

vector for document i is 20. For each learning method, the mini-batch size is $C = m = 20$. Though Chen et al. (Chen et al., 2020) suggested a big batch size, we cannot afford larger batch size due to hardware limitation (i.e., we only has one available Tesla V100). However, we still obtain better results than the state-of-the-art unsupervised clustering result for 20newsgroup. We use clustering accuracy as the main metric as many other works do. The method to calculate clustering accuracy follows CoClust (Role et al., 2018).

4.1 Result

As for the results, in Figure 3, we first give the latent representation maps before fine-tuning and after using the method of PCL with UDA. The

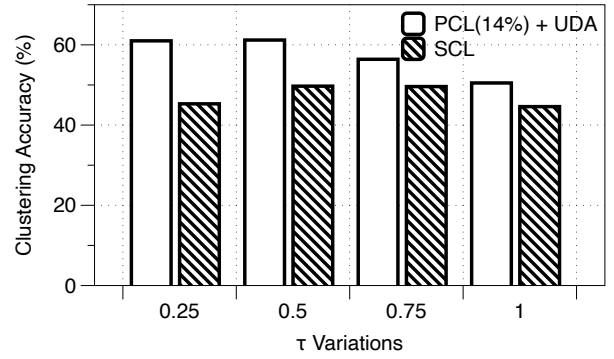


Figure 4: Clustering accuracy on τ variations.

two maps suggest that our method can successfully optimize the BERT to cluster document in latent space. In Table 1, we further show the comparisons of the best clustering accuracy under PCL with UDA, SCL and SCL. When evaluating PCL, we use 14% documents of the dataset (i.e., 1600 pieces of news), and the temperature parameter τ is set as 0.5. It can be seen that the three methods outperform other unsupervised methods in accuracy when clustering the 20newsgroup. From the first and the second items of Table 1, it verifies that UDA can help PCL to obtain an improvement of about 2 score in accuracy. When compared to the supervised learning using 14% of the dataset, PCL with UDA can achieve approximate performance, and this result is also not far away from the supervised clustering accuracy. SCL may suffer some performance deteriorations, however its performance also outperforms the state-of-the-art unsupervised models. As the temperature param-

eter can impact the clustering accuracy, we also evaluate the clustering accuracy under τ variations in Figure 4. It can be seen that both PCL and SCL can achieve the best performance when τ is 0.5, and the accuracy decreases neither when $\tau < 0.5$ or when $\tau > 0.5$.

4.2 Discussion

We want to illustrate why PCL and SCL show different performances in this part. In PCL, when constructing a positive pair in a mini-batch, we need to compare the two documents. Though the specific label is unnecessary, an implicit binary label to indicate the pair similarity is actually required. Thus, PCL only can simplify a task with multiple classes of labels to a task with binary labels. Then, in SCL, because a positive pair is from a single sample, the comparison in a pair is removed. Therefore, SCL is a totally unsupervised learning approach. In a mini-batch, two positive pair may be generated from two documents in the same class. However, we treat these two pairs as negative samples for each other. This may be the main reason for the performance deterioration of SCL.

Conclusion

In this paper, we propose PCL with UDA and SCL for document clustering. We use our learning methods to train BERT, and use the learned latent representations of documents to do the clustering. Our evaluations verify that PCL with UDA and SCL outperform many unsupervised learning approaches including the state-of-the-art result from SS-SB-MT (Chiu et al., 2020). We also confirm that UDA can additionally improve the clustering accuracy. Our evaluations on different τ show that 0.5 is the best value of τ for all models. We also qualitatively explain why PCL and SCL can perform differently.

Acknowledgments

We sincerely thank Miss. Jing Shen in Beijing University of Posts and Telecommunications (BUPT) for her kind provision of a high performance GPU.

References

- Ting Chen, Simon Kornblith, Mohammad Norouzi, and Geoffrey Hinton. 2020. A simple framework for contrastive learning of visual representations. *arXiv preprint*, arXiv:2002.05709.
- Billy Chiu, Sunil Kumar Sahu, Derek Thomas, Neha Sengupta, and Mohammady Mahdy. 2020. Autotencoding keyword correlation graph for document clustering. In *Proceedings of the 58th Annual Meeting of the Association for Computational Linguistics*, pages 3974–3981.
- Jacob Devlin, Ming-Wei Chang, Kenton Lee, and Kristina Toutanova. 2018. Bert: Pre-training of deep bidirectional transformers for language understanding. *arXiv preprint*, arXiv:1810.04805.
- Alexey Dosovitskiy, Jost Tobias Springenberg, Martin Riedmiller, and Thomas Brox. 2014. Discriminative unsupervised feature learning with convolutional neural networks. In *Advances in Neural Information Processing Systems*, pages 766–774.
- Hongchao Fang and Pengtao Xie. 2020. Cert: Contrastive self-supervised learning for language understanding. *arXiv preprint*, arXiv:2005.12766.
- Beliz Gunel, Jingfei Du, Alexis Conneau, and Ves Stoyanov. 2020. Supervised contrastive learning for pre-trained language model fine-tuning. *arXiv preprint*, arXiv:2011.01403.
- Raia Hadsell, Sumit Chopra, and Yann LeCun. 2006. Dimensionality reduction by learning an invariant mapping. In *2006 IEEE Computer Society Conference on Computer Vision and Pattern Recognition (CVPR’06)*, volume 2, pages 1735–1742. IEEE.
- Geoffrey E Hinton and Ruslan R Salakhutdinov. 2006. Reducing the dimensionality of data with neural networks. *Science*, 313(5786):504–507.
- Thomas N Kipf and Max Welling. 2016. Variational graph auto-encoders. *arXiv preprint*, arXiv:1611.07308.
- Ken Lang. 1995. Newsweeder: Learning to filter netnews. In *Machine Learning Proceedings 1995*, pages 331–339. Elsevier.
- Tian Li, Xiang Chen, Shanghang Zhang, Zhen Dong, and Kurt Keutzer. 2020a. Cross-domain sentiment classification with contrastive learning and mutual information maximization. *arXiv preprint*, arXiv:2010.16088.
- Xiaocui Li, Hongzhi Yin, Ke Zhou, and Xiaofang Zhou. 2020b. Semi-supervised clustering with deep metric learning and graph embedding. *World Wide Web*, 23(2):781–798.
- Francois Role, Stanislas Morbieu, and Mohamed Nadif. 2018. Coclust: a python package for co-clustering. *Journal of Statistical Software*, 88(7):1–29.
- Haoxiang Shi, Wang Cen, and Sakai Testuya. 2020. A siamese cnn architecture for learning chinese sentence similarity. In *AACL-IJCNLP 2020 Student Research Workshop (SRW)*.

- Ankita Shukla, Gullal S Cheema, and Saket Anand. 2020. Semi-supervised clustering with neural networks. In *2020 IEEE Sixth International Conference on Multimedia Big Data (BigMM)*, pages 152–161. IEEE.
- Lucas Akayama Vilhagra, Eraldo Rezende Fernandes, and Bruno Magalhães Nogueira. 2020. Textcsn: a semi-supervised approach for text clustering using pairwise constraints and convolutional siamese network. In *Proceedings of the 35th Annual ACM Symposium on Applied Computing*, pages 1135–1142.
- Rui Wang, Xuemeng Hu, Deyu Zhou, Yulan He, Yuxuan Xiong, Chenchen Ye, and Haiyang Xu. 2020. Neural topic modeling with bidirectional adversarial training. *arXiv preprint*, arXiv:2004.12331.
- Hanlu Wu, Tengfei Ma, Lingfei Wu, Tariro Manyumwa, and Shouling Ji. 2020. Unsupervised reference-free summary quality evaluation via contrastive learning. *arXiv preprint*, arXiv:2010.01781.
- Zhirong Wu, Yuanjun Xiong, Stella X Yu, and Dahua Lin. 2018. Unsupervised feature learning via non-parametric instance discrimination. In *Proceedings of the IEEE Conference on Computer Vision and Pattern Recognition*, pages 3733–3742.
- Qizhe Xie, Zihang Dai, Eduard Hovy, Minh-Thang Luong, and Quoc V Le. 2019. Unsupervised data augmentation for consistency training. *arXiv preprint*, arXiv:1904.12848.
- Lee Xiong, Chenyan Xiong, Ye Li, Kwok-Fung Tang, Jialin Liu, Paul Bennett, Junaid Ahmed, and Arnold Overwijk. 2020. Approximate nearest neighbor negative contrastive learning for dense text retrieval. *arXiv preprint*, arXiv:2007.00808.
- Tongtong Yuan, Weihong Deng, Jiani Hu, Zhanfu An, and Yinan Tang. 2019. Unsupervised adaptive hashing based on feature clustering. *Neurocomputing*, 323:373–382.
- Yan Zhang, Ruidan He, Zuozhu Liu, Kwan Hui Lim, and Lidong Bing. 2020. An unsupervised sentence embedding method by mutual information maximization. *arXiv preprint*, arXiv:2009.12061.