

Terawatt attosecond X-ray source driven by a plasma accelerator

C. Emma,^{1, a)} X. Xu,¹ A. Fisher,² J. P. MacArthur,¹ J. Cryan,¹ M. J. Hogan,¹ P. Musumeci,² G. White,¹ and A. Marinelli¹

¹⁾SLAC National Accelerator Laboratory, Menlo Park, California 94025, USA

²⁾University of California, Los Angeles, 90095, USA

(Dated: 11 August 2021)

Plasma accelerators can generate ultra high brightness electron beams which open the door to light sources with smaller physical footprint and properties un-achievable with conventional accelerator technology. In this paper we show that electron beams from Plasma WakeField Accelerators (PWFAs) can generate few-cycle coherent tunable soft X-ray pulses with TW peak power and a duration of tens of attoseconds, an order of magnitude more powerful, shorter and with better stability than state-of-the-art X-ray Free Electron Lasers (XFELs). Such a light source would significantly enhance the ability to experimentally investigate electron dynamics on ultrafast timescales, having broad-ranging impact across multiple scientific fields. Rather than starting from noise as in typical XFELs, the X-rays emission in this approach is driven by coherent radiation from a pre-bunched, near Mega Ampere (MA) current electron beam of attosecond duration. This relaxes the restrictive tolerances which have hindered progress towards utilizing plasma accelerators as coherent X-ray drivers thus far, presenting a new paradigm for advanced-accelerator light source applications.

I. INTRODUCTION

Attosecond science is revolutionizing the way we understand and control electron motion at the quantum level^{1,2}. This revolution has been enabled by two types of attosecond light sources: ones based on High-Harmonic Generation (HHG) in gas³⁻⁵, and more recently X-ray Free Electron Lasers (XFELs)^{6,7}. HHG sources are capable of generating ultra-short pulses down to 43 as duration⁸, with pulse energy in the pJ-range at soft X-rays. XFELs have the benefits of much larger pulse energy (~ 6 orders of magnitude) and wavelength tunability compared with HHG. These features enable experiments which investigate nonlinear electron dynamics⁹ using X-ray spectroscopy methods including attosecond pump-probe techniques. These experimental methods are very sensitive to the X-ray pulse intensity, and the generation of X-ray pulses with TW peak power would increase the amount of nonlinear X-ray interactions by one order of magnitude over state of the art XFELs. Furthermore XFEL pulses are currently limited to hundreds of attosecond pulse durations, with the shortest pulse recorded being 280 as⁶. The temporal evolution of valence electronic excitations can be as fast 100 as, therefore even shorter X-ray pulses are highly desirable for the study of ultrafast electronic phenomena¹. Finally, reaching below 100 as has interesting ramifications for probing the universal response of small systems to sudden removal of an electron (occurring on the 50-100 as timescale) and is critical for understanding correlated motion in atomic systems¹⁰.

The shortest possible pulse duration achievable via the FEL interaction Δt_{min} is determined by the FEL gain bandwidth which scales with the gain length L_G and the emittance ϵ of the lasing electron beam¹¹ $\Delta t_{min} \propto L_G \propto \epsilon^{5/6}$. The lower bound on the available pulse duration is due to the finite slippage of the radiation with respect to the electron beam during an FEL gain-length. This problem can be mitigated by

shortening the gain-length using high-current spikes generated with an infrared modulator (a method referred to as enhanced Self-Amplified-Spontaneous-Emission (SASE)¹²), or by enhancing the FEL bandwidth with a large energy-chirp¹³. The use of broadband beam instabilities¹⁴ to generate short microbunched beams has also been proposed for the generation of VUV attosecond pulses^{15,16}. Furthermore, Ref.¹⁷ proposed the use of an electron beam shorter than the resonant wavelength as a way to generate carrier-envelope-phase stable few-cycle pulses of UV radiation. Numerical studies of this method applied to state of the art photo-injector beams as well as laser-plasma accelerators suggest that the pulse energy available from this method is in the nJ range¹⁸. Finally, in the context of advanced accelerator light sources, Ref.¹⁹ numerically examined the effects of coherent emission from ballistically bunched electron beams using a plasma photocathode, obtaining sub- μ J pulse energies from fs-long pulses at UV wavelengths.

In this article we show that few-cycle coherent soft X-ray pulses in the 0.1-1 mJ energy range with sub-100 as pulse duration can be obtained using beams generated by a Plasma Wakefield Accelerator (PWFA), thus combining the benefits of HHG and XFEL sources. Rather than employing the high-gain SASE FEL principle starting from noise²⁰, the X-ray emission in this source is driven by coherent radiation from a pre-bunched, near Mega-Ampere (MA) current electron beam of attosecond duration (see Fig.1)²¹⁻²⁷. This approach presents a new paradigm for PWFA driven light sources as it relaxes the tight beam energy spread, emittance and pointing stability constraints which have hindered progress towards achieving XFEL gain thus far. Finally, this enables the generation of tunable TW-attosecond pulse pairs with attosecond timing jitter, with application to X-ray pump-probe experiments. We note that this approach is applicable to laser-driven wakefield accelerators where beams with similar properties can be generated at the exit of the plasma stage, albeit with typically lower charge²⁸. We present simulations of the scheme, comparing the photon beam properties with state-of-the-art attosecond X-ray sources.

Using plasma-based accelerators as coherent X-ray light

^{a)}Electronic mail: cemma@slac.stanford.edu.

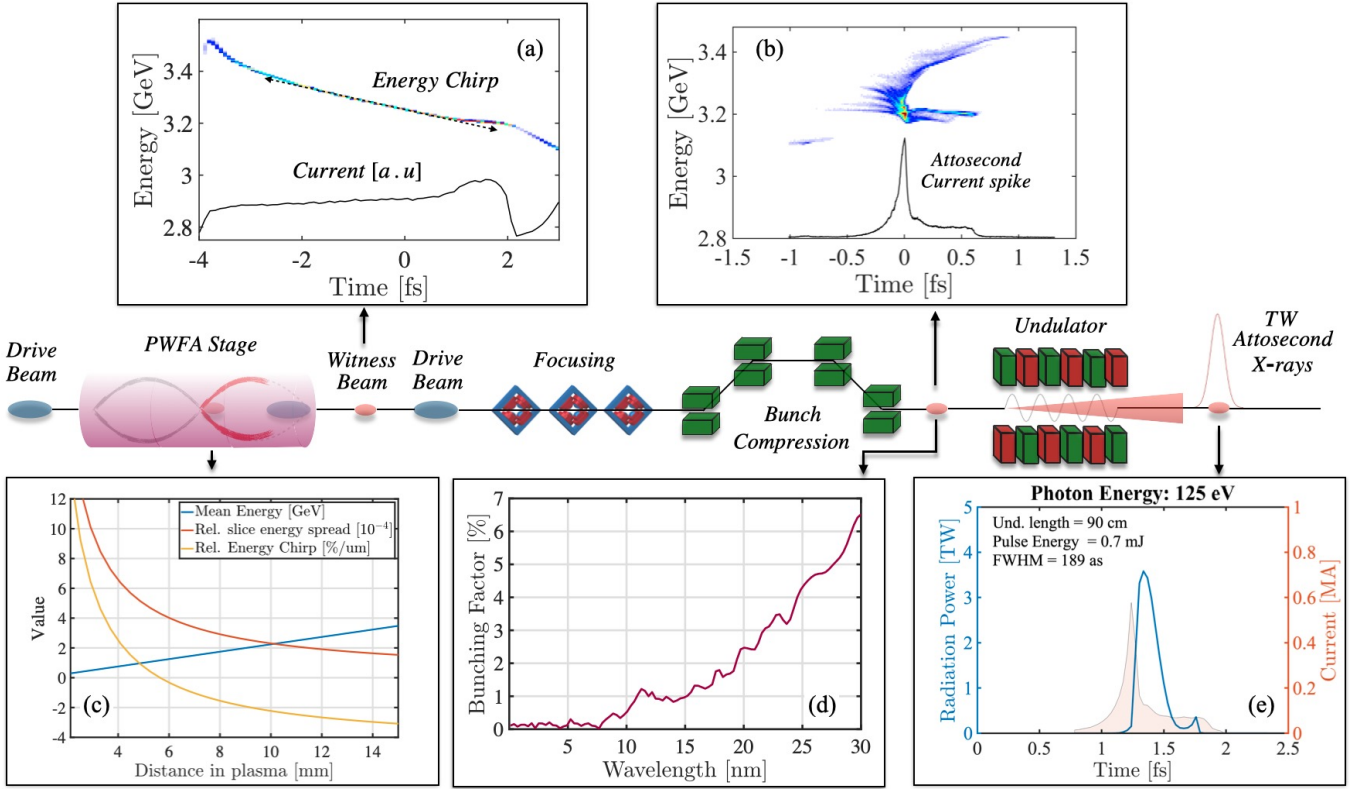


FIG. 1. Schematic of a PWFA-driven attosecond X-ray source based on coherent radiation from an attosecond long electron beam. (a)-(c) The PWFA stage imparts a large energy chirp in the few fs core of the bunch which is used to fully compress the beam in a weak chicane achieving near MA current with %-level energy spread. (d)-(e) The beam's %-level bunching factor at X-ray wavelengths enables high power coherent emission in a m-length undulator. This approach relaxes the requirement on beam emittance, energy spread and pointing stability which have thus far hindered the realization of a high-gain FEL driven by a plasma accelerator.

source drivers has long been a goal of the accelerator community^{29–32}. To date, the challenging longitudinal and transverse beam parameters required to drive an XFEL have made this a prohibitive task. To generate XFEL gain the beam's relative energy spread must be smaller than the Pierce parameter²⁰ ρ (typically $\mathcal{O}(10^{-3})$ for state of the art XFELs), while in the transverse dimension the geometric emittance must satisfy the Pellegrini criterion $\varepsilon \lesssim \lambda/4\pi$, where λ is the radiation wavelength^{33,34}. Furthermore, the beam trajectory inside the undulator must be accurately controlled to avoid degradation of the X-ray power. The angular misalignment tolerance is characterized by the critical angle $\theta_c = \sqrt{\lambda/L_G}$, and sets the tolerance to $< 10 \mu\text{rad}$ for XFELs^{35,36}. A recent estimate has concluded this tolerance is $> 18\times$ tighter than achievable for existing PWFA facilities³⁷.

Adding to these stringent requirements, one further challenge facing FEL applications of plasma accelerators is the presence of large energy time-energy correlations (chirps) in the accelerated electron beams, which hinders the FEL gain process. This can be mitigated by shaping the current of the trailing witness bunch to flatten the wakefield^{38,39} but remains challenging for injection scenarios in which the witness beam is injected and accelerated inside the plasma. Recent studies have also explored using multiple plasma stages^{40,41} or accelerating multiple bunches in a single stage⁴² to flatten the elec-

tron beam chirp at the undulator entrance. Finally, other proposed solutions rely on stretching the chirped electron beam longitudinally or transversely to achieve a sufficiently small slice energy spread^{43,44}. These methods offer a path forward towards a fifth-generation light source, however, with the exception of Ref.⁴², they intrinsically trade off by reducing the beam brightness to enable the lasing process. This foregoes one of the main advantages of plasma based accelerators when compared to conventional RF systems, which enables performance gains for the light source beyond reducing the physical footprint of the accelerator facility.

II. ELECTRON BEAM DYNAMICS OF THE PWFA-DRIVEN ATTOSECOND X-RAY SOURCE

The approach we present in this work leverages the ultra-high longitudinal brightness and strong chirps naturally present in PWFA beams to further compress the bunch after the exit of the plasma to a single current spike of attosecond duration (see Fig. 1). In a similar vein to enhanced SASE, we rely on a weak bunch compressor to avoid excessively degrading the beam brightness through Coherent Synchrotron Radiation (CSR). Unlike enhanced SASE, however, here we compress the electron beam to a duration comparable to the

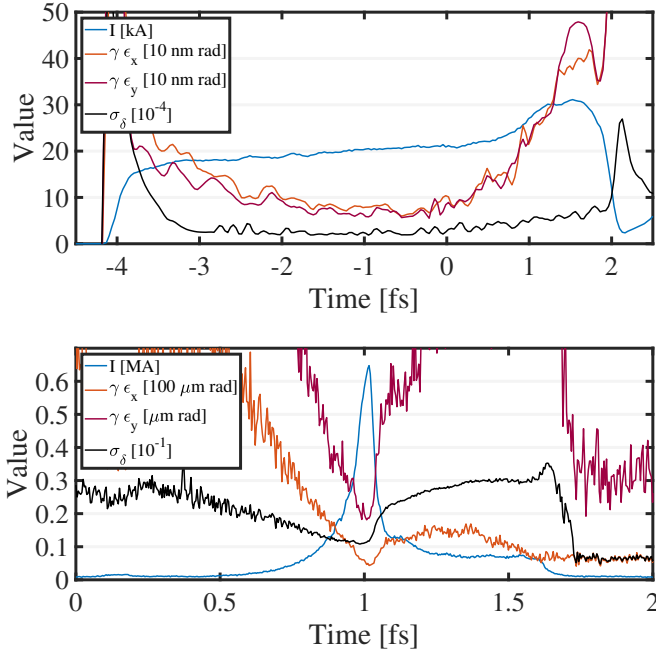


FIG. 2. Electron beam slice parameters at the plasma exit (top) and at the undulator entrance (bottom) corresponding to the longitudinal phase spaces shown in Fig. 1 a,b.

final radiation wavelength. We demonstrate our approach using the same plasma and electron drive beam parameters as Ref.⁴⁵, where it was shown that electron beams can be injected and accelerated to GeV energy with $\sim 10^{-4}$ slice energy spread and bunch charge in the 100 pC range using the density downramp mechanism^{46–48}. We adopt the same density downramp with an elongated accelerating section compared to Ref.⁴⁵ (which stops at an energy of 1.61 GeV), scaling the chirp and final energy to 3.3 GeV (see Table I and Fig. 1), having chosen this final energy to facilitate comparison between our scheme and state of the art attosecond XFELs^{6,7}.

The downramp injection process for this set of parameters has been explored in detail in Ref.⁴⁵ and here we focus our discussion on the salient beam dynamics occurring in the accelerating section following the downramp and prior to the plasma exit. The simulations of the PWFA-stage are performed using the 3D PIC code OSIRIS⁴⁹. Simulation results and fits of the witness beam energy, linear chirp and energy spread in the accelerating section are shown in Fig. 1c. In the nonlinear blowout regime⁵⁰, the witness beam is accelerated by an average field E_z with an approximately constant linear field gradient along the bunch $E'_z \approx m\omega_p^2/2e$, where $\omega_p^2 = e^2 n_p / m\epsilon_0$ is the plasma frequency and n_p is the plasma density. Electrons from the edge of the plasma sheath are injected and trapped towards the back of the bubble where $E_z \approx (mc\omega_p/e) \langle \xi/2 \rangle = 0.21$ TV/m and $\langle \xi \rangle = 4.3$ is the average position of the injected electron beam relative to the center of the bubble in units of the plasma skin depth c/ω_p . For a sufficiently long accelerating section the witness beam chirp $h \equiv \gamma^{-1} d\gamma/dz$ approaches an asymptotic value $h_\infty = E'_z/E_z \propto \omega_p \approx -3.7\%/ \mu\text{m}$ for our parameters (see Fig. 1c). The variation of the chirp

TABLE I. Simulation parameters for the PWFA-driven TW-attosecond X-ray source.

Parameter	Value	Unit
Plasma and Drive Beam		
Plasma Density	$1.1 \rightarrow 1.0 \times 10^{18}$	cm^{-3}
Downramp Length	100	c/ω_p
Beam Energy	2	GeV
RMS beam size (r,z)	(2.7,5.3)	μm
Peak Current	34	kA
Triplet and Chicane		
Quadrupole strengths	-48.8, 15.3, -7.8	m^{-2}
Dipole Bend Angle	3.4	mrاد
Momentum Compaction	27	μm
Witness Beam (at Undulator)		
Beam Energy	3.3	GeV
Peak Current	0.65	MA
Norm. RMS Emittance (x,y)	(4.3, 0.18)	$\mu\text{m rad}$
FWHM Beam Size (x,y,z)	(10.8, 7.5, 0.023)	μm
RMS Slice Energy Spread	1.4	%
Undulator		
RMS Undulator Parameter	3.73	-
Undulator Period	5.6	cm
Number of Periods	20	-
Radiation		
Wavelength	10	nm
Peak Power	0.25-3.8	TW
FWHM Pulse Duration	38-294	as

due e.g. to variations in the plasma density or the length of the accelerating section⁵¹, is reduced in the asymptotic limit. This reduces the fluctuations of the bunch length after compression and consequently improves the stability of the X-ray pulses whose properties are determined by the incoming electron beam profile. This is in contrast to typical SASE XFELs where amplification of chaotic noise in the electron beam results in well-known statistical fluctuations of the X-ray pulse properties⁵².

The transport of the beam from the plasma to the undulator entrance is composed of a quadrupole triplet and a four-dipole chicane and is modeled with the particle tracking code Lucretia⁵³ including the effects of CSR and Longitudinal Space Charge (LSC) on the particle distribution. The resulting current profile, slice energy spread and emittance before and after transport and compression are shown in Fig 2. The triplet is used to focus the divergent beam from the exit of the PWFA to the undulator entrance. To first order, the chicane compresses the electron beam to a final bunch length $\sigma_{z,f}^2 = (1 + hR_{56})^2 \sigma_{z,i}^2 + R_{56}^2 \sigma_{\gamma,i}^2$ where R_{56} is the momentum compaction factor and $\sigma_{(z,\gamma),i}$ are the incoming bunch length and energy spread respectively. Maximum compression is achieved when $R_{56} = |h|^{-1} \approx |h_\infty|^{-1} = 27 \mu\text{m}$ for our parameters. The minimum bunch length is limited by the incoming slice energy spread to $\sigma_{z,f} = R_{56} \sigma_{\gamma,i} \approx 6$ nm. This underscores the importance of maintaining a small slice energy spread while simultaneously imparting a large energy chirp to enable coherent emission at short wavelengths.

Nonlinear compression, LSC and CSR effects modify the

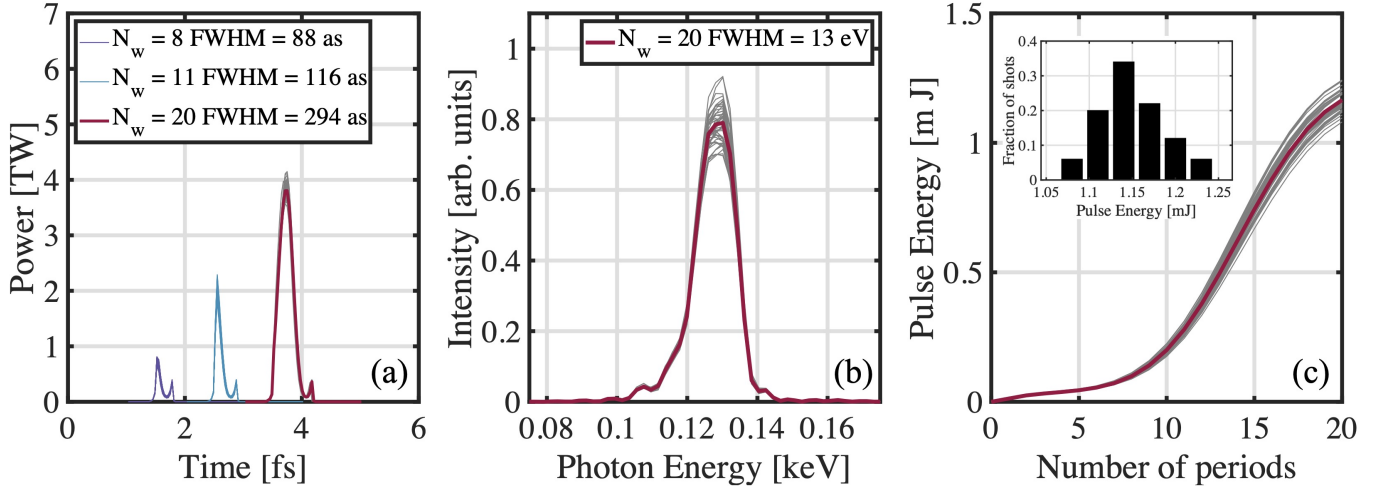


FIG. 3. X-ray simulation results for the PWFA-driven attosecond X-ray source. (a)-(c) Power, spectrum and pulse energy from 50 independent GENESIS runs with distinct random seeds for the initialization of the particle co-ordinates and the field. The pulse length and spectral bandwidth exhibit high reproducibility with a mean (\pm rms) pulse energy at the undulator exit of 1.2 ± 0.038 mJ.

electron beam phase space during the compression process from the simplified linear picture. The CSR emitted in the compressor dipoles is the dominant of these effects and causes the energy to change along the beam, increasing the angular spread and hence the emittance of the compressed bunch. In the thin beam approximation ($\sigma_r R_b^{-1/3} \sigma_z^{-2/3} < 1$, where R_b is the dipole bending radius) the impact of these effects is adequately described by a 1D model^{54–56}. The large energy chirp leads to a small R_{56} and small bend angle which is advantageous for suppressing CSR effects. We adopt the prescription of small β function at the entrance of the final dipole to minimize the CSR induced emittance growth^{57–59}. The emittance growth is balanced by the increase in peak current through compression and as shown in the X-ray simulations in the following section, the coherent emission process is not critically hindered by this effect. The current profile exhibits an asymmetric 0.64 MA-current spike of length $c\Delta t = 23$ nm FWHM. The magnitude of the bunching factor $b = |\langle e^{2\pi i c t_j / \lambda} \rangle|$ evaluated at $\lambda = 10$ nm is 0.5 % (see Fig. 1d,2) and drives the emission of radiation in an ultra-short (m-length) downstream undulator.

III. PWFA-DRIVEN ATTOSECOND X-RAY SOURCE PROPERTIES

The X-ray simulations (see Table I for parameters) are performed using the 3D code GENESIS 1.3 which uses the slowly varying envelope approximation and a period averaged current to compute and propagate the radiation field discretized on a Cartesian grid. These approximations, along with a comparison with similar results obtained using GPTFEL⁶⁰ a non period averaged frequency based code, are discussed further in the Appendix. The stability of the power profile, spectrum and pulse energy are shown in Fig. 3 where we display results from 50 simulations with different random noise ini-

tialization for the particles and the fields. The FWHM pulse duration evolves from 36–238 as and the peak power grows from 0.25–3.8 TW while the beam traverses the 20 period undulator (see Fig. 3a). The FWHM time-bandwidth product 3.8 eV·fs, close to a factor of 2 from a Fourier limited pulse. The pulse energy (\pm rms) at the undulator exit is 1.2 ± 0.038 mJ, one order of magnitude larger than state-of-the art attosecond SASE-XFELs, with an order of magnitude smaller fluctuations (see Fig. 3c inset) as a result of the radiation being driven by coherent emission from a pre-bunched electron beam. The high peak current in the compressed bunch causes a %–level energy chirp to develop as a result of LSC in the undulator⁶¹. This is included in the simulation and can be compensated by an appropriate taper of the undulator magnetic field¹³. The pulse length and peak power can be tuned by changing the number of undulator periods allowing experiments to choose the X-ray pulse properties (pulse length and peak power) as desired for different applications. Alternatively, the pulse length can be tuned on-the-fly by adjusting the magnetic field taper amplitude, and in our simulations a stronger linear taper generates shorter pulses, at the expense of smaller peak power.

As a critical step in evaluating the feasibility of our approach we have quantified the tolerances of the coherent X-ray emission process to beam emittance and pointing jitter. The impact of beam emittance was evaluated by artificially increasing the beam horizontal (bend plane) emittance at the undulator entrance in the range $\gamma\epsilon_x = 4.3$ –15 μ m rad (see Fig. 4). The relative X-ray pulse energy falls below 50 % for values of the emittance larger than $\sim 7 \mu$ m rad, a value 40 % larger than the limit set by the Pellegrini criterion for our parameters. The tolerance to pointing errors was similarly investigated by artificially introducing angular beam misalignments at the entrance of the undulator. The %–level bunching allows the beam to radiate strongly for large incoming kick error up to 500 μ rad, an improvement of 1–2 orders of

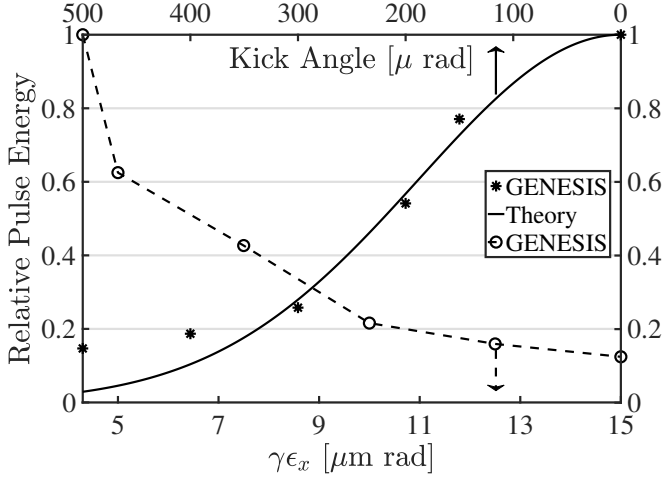


FIG. 4. Relative X-ray pulse energy for increasing angular kicks or increased emittance of the electron beam at the undulator entrance. The tolerance to beam emittance is up to 15 $\mu\text{m rad}$ and the tolerance to angular kicks up to 500 μrad , more than 1 order of magnitude less restrictive than typical for XFELs.

magnitude compared to with typical XFEL tolerances in the $\sim 1\text{-}10 \mu\text{m rad}$ range^{35,36}. The simulations results are in reasonable agreement with theoretical estimates of power degradation from a kicked electron beam (see eq. 4 in Ref.⁶²). Such a relaxed angular misalignment tolerance may enable multiplexing techniques⁶³ for single or two-color attosecond pulse generation and find applications in attosecond pump-probe experiments.

IV. CONCLUSION

In conclusion we have shown that electron beams from PW-FAs can be used to generate tunable few-cycle TW-power, sub-100 attosecond long X-ray pulses, an order of magnitude more powerful, shorter and with better stability than possible with state of the art XFELs. A novel light source based on this approach would rival HHG sources in the shortest possible pulse durations while increasing the power and maintaining the flexibility of XFELs, opening up new science in the study of electron motion in atomic and molecular systems.

Of critical importance for PWFA-driven light source applications, the approach we presented is also an order of magnitude less sensitive to emittance, energy spread and angular trajectory jitter inside the undulator compared to high-gain SASE FELs starting from noise³⁷. This is due to a combination of the very high peak current and the ultra-short undulator length. As a result this substantially relaxes the requirements for preservation of electron beam quality during transport from plasma to undulator which have hindered progress in utilizing advanced accelerators as drivers for XFELs thus far. We note that scaling this method to shorter wavelengths may be possible by accelerating the witness beam to higher energy ($\sim 5\text{-}10 \text{ GeV}$) using a higher-energy drive beam and a longer plasma stage. Finally, strong interest in the gener-

ation of ultra-short high intensity electron beams with MA peak current was also raised by recent proposals for high-field colliders^{64,65} and for studying non-linear quantum electrodynamics processes⁶⁶. The development of such a light source would enable studies of beam dynamics at the frontier of high-brightness electron and photon science, a topic of high interest for the accelerator physics community and beyond.

ACKNOWLEDGMENTS

Work supported by the U.S. Department of Energy under contract number DE-AC02-76SF00515. This work was also partially supported by DOE grant DE-SC0009914. The OSIRIS simulations were performed on the National Energy Research Scientific Computing Center (NERSC).

Appendix: X-ray simulation methods

We discuss details of the approximations made in the X-ray simulation using GENESIS 1.3 and compare these with calculations using 1D FEL theory, a 1D FEL code and a non-period averaged 3D code GPTFEL⁶⁰. Two important approximations GENESIS uses to solve the Maxwell equations and calculate the radiation field are the Slowly Varying Envelope Approximation (SVEA) and the period average current approximation. These two approximations result in two requirements on the electron beam and radiation field:

1. $|dE/dz| \ll k|E(z)|$
2. $\lambda \leq \Delta s \ll l_c$

where $s = z - ct$ is the longitudinal bunch co-ordinate and $l_c = (\lambda/\lambda_w)L_G$ is the FEL cooperation length. The SVEA (1) requires that the field does not change appreciably on the spatial scale of one wavelength while the period average approximation (2) requires that the field and current are sampled more frequently than the characteristic time over which the field changes l_c/c . In our simulations we have $L_G \sim 3\lambda_w$, $l_c \sim 3\lambda$, and we employ the minimum sampling interval of $\Delta s = \lambda$ to resolve the electron beam and radiation field. To avoid instabilities of the field solver the field integration step-size Δz must be smaller than the characteristic spatial-scale for large changes in the field (the local gain length) which in our simulations is $\Delta z/L_G(z) \geq 3$. Furthermore, GENESIS 1.3 assumes the current profile remains constant along the undulator, discretizing the electron beam in slices and preventing particles from moving between them. This approximation breaks down if the energy spread of the beam reaches very large values $\sigma_\gamma \sim 2/N_w$ but is not the case in our simulations. Finally, we include LSC effects in the simulations using a wakefield model (e.g. see eq. 1 in Ref.⁶¹) while GENESIS does not calculate the effect of transverse space charge on the electron beam.

In order to evaluate the impact of these approximations, we compare the results of GENESIS with GPTFEL⁶⁰ a non-period averaged frequency based code built on the General Particle

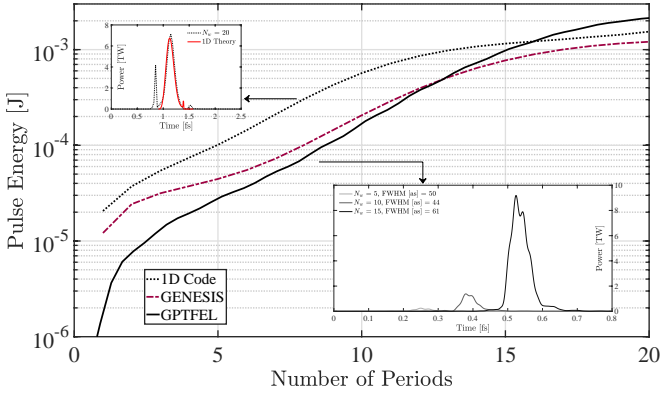


FIG. 5. Comparison of simulation results for the plasma-driven attosecond X-ray source using a 1D FEL code, GENESIS and GPTFEL. The comparison confirms the source properties with all three codes: TW power pulses with sub-100 as pulse duration in an ultra-short undulator.

Tracer tracking code⁶⁷ which self-consistently includes the effects of longitudinal and transverse space charge on the electron beam. The results of such a comparison are shown in Fig. 5. Both simulation codes confirm the unique features of this radiation source: TW peak power pulses with sub-100 attosecond pulse duration in a very short undulator. We see that in both cases the radiated pulse energy saturates after $\Delta z \sim 6L_G$, consistent with an exponentially growing emission starting with an initial bunching factor of $|b| = 0.5\%$. Some of the differences between the two simulation results are the slower startup evidenced in the first 5 periods, the shorter gain length ($L_G = 2.6\lambda_w$) and the shorter final pulse length in the GPTFEL simulation. These differences can be attributed to the a finer resolution of the current profile and the electron beam micro-structure in GPTFEL which gives a more accurate evaluation of the initial bunching factor seeding the radiative interaction and its evolution along the undulator. The shorter final pulse length can be explained by the absence of the period-averaged current approximation in GPTFEL which allows the code to resolve finer structure in the radiation field (with a sampling interval $c\Delta t = \lambda/30$) and higher frequency content outside the bandwidth of the GENESIS simulation. We note that recent work⁶⁸ has performed a comparative analysis of ultra-short bunch simulations from a SVEA code similar to GENESIS with a particle-in-cell code which integrates the Maxwell's equations without approximation^{69,70}. The results report agreement between the two codes and experimental data for bunch lengths comparable to the co-operation length, as is the case for our parameters. Previous studies have also shown that when SVEA codes disagree with PIC or un-averaged codes for ultra-short bunches they tend to give conservative estimates of the radiation output, and the peak power and pulse length may be further enhanced and shortened by coherent effects not captured in SVEA codes^{24,25}.

Finally, we compare the results of our simulations with the well-established 1D model of the ‘superradiant’ regime of the FEL, which describes radiative emission in situations where the bunch length is comparable to the cooperation length (see

e.g. Ref.^{71–73}). A closed form solution for the normalized radiation field intensity $|A|^2$ in the leading radiation pulse can be derived in this limit and is based on the hyperbolic secant function:

$$|A|^2 = \frac{z_1^2}{y} \operatorname{sech}^2 \left[\frac{3\sqrt{3}}{2} \left(\frac{y}{2} \right)^{2/3} + \log \left(\frac{|b_0|}{\sqrt{12\pi y}} \right) \right] \quad (\text{A.1})$$

where $|b_0|$ is the initial bunching factor, z_1 is the longitudinal co-ordinate along the bunch in units of the co-operation length, $y = \sqrt{z_1}(z/L_G - z_1)$ and the power in MKS units is given by $P = 4\pi A_b \rho \gamma m_e c^2 / Z_0$ where A_b is the electron beam cross-sectional area. We plot this result using our electron beam parameters and compare this with numerical integration using the same electron beam in a period-averaged 1D FEL code (see Fig. 1 top-left inset)⁷⁴. The 1D code models the effect of electron beam emittance as an additional energy spread and incorporates the energy modulation due to LSC by calculating the LSC wake function and applying the corresponding energy change to the electrons every undulator period. We find that eq. 1 agrees well with the results of 1D numerical integration for radiation in the leading pulse. Similarly to Ref.⁷², we observe an adjacent radiation spike in the 1D numerical results which is the result of bunching structure that persists in the electron beam when the leading radiation pulse has slipped out of the current spike. In the 1D analysis we see the saturation length is shortened compared to 3D simulation results as the 1D microscopic FEL equations neglect transverse effects which reduce the coupling between electron beam and radiation pulse and drive the coherent emission process. For example, the 1D theory assumes the transverse electron beam spot-size is much larger than the radiation mode size $\sigma_x \gg \sigma_r = \sqrt{\lambda L_G / 4\pi}$, a condition which is violated in our simulations where we have $\sigma_x \sim \sigma_r$. We note that the properties of the leading radiation pulse obtained in using this simplified 1D analysis are in reasonable agreement with those obtained from fully 3D simulations. Confirmation of the established 1D power scaling provides a simple and convenient way of estimating the radiation pulse properties at different wavelengths as a function of the electron beam parameters and the initial bunching factor.

¹F. Krausz and M. Ivanov, “Attosecond physics,” *Rev. Mod. Phys.* **81**, 163–234 (2009).

²P. B. Corkum and F. Krausz, “Attosecond science,” *Nature Physics* **3**, 381–387 (2007).

³A. McPherson, G. Gibson, H. Jara, U. Johann, T. S. Luk, I. A. McIntyre, K. Boyer, and C. K. Rhodes, “Studies of multiphoton production of vacuum-ultraviolet radiation in the rare gases,” *J. Opt. Soc. Am. B* **4**, 595–601 (1987).

⁴M. Ferray, A. L’Huillier, X. F. Li, L. A. Lompre, G. Mainfray, and C. Manus, “Multiple-harmonic conversion of 1064 nm radiation in rare gases,” *Journal of Physics B: Atomic, Molecular and Optical Physics* **21**, L31–L35 (1988).

⁵S. M. Teichmann, F. Silva, S. L. Cousin, M. Hemmer, and J. Biegert, “0.5-keV soft x-ray attosecond continua,” *Nature Communications* **7** (2016), 10.1038/ncomms11493.

⁶J. Duris, S. Li, T. Driver, E. G. Champenois, J. P. MacArthur, A. A. Lutman, Z. Zhang, P. Rosenberger, J. W. Aldrich, R. Coffee, G. Coslovich, F.-J. Decker, J. M. Glowina, G. Hartmann, W. Helml, A. Kamalov, J. Knurr, J. Krzywinski, M.-F. Lin, J. P. Marangos, M. Nantel, A. Natan, J. T. O’Neal,

- N. Shivaram, P. Walter, A. L. Wang, J. J. Welch, T. J. A. Wolf, J. Z. Xu, M. F. Kling, P. H. Bucksbaum, A. Zholents, Z. Huang, J. P. Cryan, and A. Marinelli, "Tunable isolated attosecond X-ray pulses with gigawatt peak power from a free-electron laser," *Nature Photonics* **14**, 30–36 (2020).
- ⁷Z. Zhang, J. Duris, J. P. MacArthur, A. Zholents, Z. Huang, and A. Marinelli, "Experimental demonstration of enhanced self-amplified spontaneous emission by photocathode temporal shaping and self-compression in a magnetic wiggler," *New Journal of Physics* (2020).
- ⁸T. Gaumnitz, A. Jain, Y. Pertot, M. Huppert, I. Jordan, F. Ardana-Lamas, and H. J. Wörner, "Streaking of 43-attosecond soft-x-ray pulses generated by a passively CEP-stable mid-infrared driver," *Optics Express* **25**, 27506 (2017).
- ⁹J. T. O'Neal, E. G. Champenois, S. Oberli, R. Obaid, A. Al-Haddad, J. Barnard, N. Berrah, R. Coffee, J. Duris, G. Galinis, D. Garratt, J. M. Glowia, D. Haxton, P. Ho, S. Li, X. Li, J. MacArthur, J. P. Marangos, A. Natan, N. Shivaram, D. S. Slaughter, P. Walter, S. Wandel, L. Young, C. Bostedt, P. H. Bucksbaum, A. Picón, A. Marinelli, and J. P. Cryan, "Electronic population transfer via impulsive stimulated x-ray raman scattering with attosecond soft-x-ray pulses," *Phys. Rev. Lett.* **125**, 073203 (2020).
- ¹⁰J. Breidbach and L. S. Cederbaum, "Universal attosecond response to the removal of an electron," *Phys. Rev. Lett.* **94**, 033901 (2005).
- ¹¹E. Saldin, E. Schneidmiller, and M. Yurkov, "Design formulas for short-wavelength FELs," *Optics Communications* **235**, 415–420 (2004).
- ¹²A. A. Zholents, "Method of an enhanced self-amplified spontaneous emission for x-ray free electron lasers," *Phys. Rev. ST Accel. Beams* **8**, 040701 (2005).
- ¹³E. L. Saldin, E. A. Schneidmiller, and M. V. Yurkov, "Self-amplified spontaneous emission fel with energy-chirped electron beam and its application for generation of attosecond x-ray pulses," *Phys. Rev. ST Accel. Beams* **9**, 050702 (2006).
- ¹⁴E. A. Schneidmiller and M. V. Yurkov, "Using the longitudinal space charge instability for generation of vacuum ultraviolet and x-ray radiation," *Phys. Rev. ST Accel. Beams* **13**, 110701 (2010).
- ¹⁵M. Dohlus, E. A. Schneidmiller, and M. V. Yurkov, "Generation of attosecond soft x-ray pulses in a longitudinal space charge amplifier," *Physical Review Special Topics-Accelerators and Beams* **14**, 090702 (2011).
- ¹⁶A. Marinelli, E. Hemsing, and J. Rosenzweig, "Using the relativistic two-stream instability for the generation of soft-x-ray attosecond radiation pulses," *Physical Review Letters* **110**, 064804 (2013).
- ¹⁷Z. Tibai, G. Tóth, M. Mechler, J. Fülöp, G. Almási, and J. Hebling, "Proposal for carrier-envelope-phase stable single-cycle attosecond pulse generation in the extreme-ultraviolet range," *Physical review letters* **113**, 104801 (2014).
- ¹⁸Z. Tibai, G. Tóth, A. Nagyvárad, A. Sharma, J. Fülöp, G. Almási, and J. Hebling, "Carrier-envelope-phase stable attosecond pulse generation based on laser-plasma electron source," in *Compact EUV & X-ray Light Sources* (Optical Society of America, 2018) pp. EM3B–5.
- ¹⁹B. M. Alotaibi, R. Altuiri, A. F. Habib, A. Hala, B. Hidding, S. M. Khalil, B. W. J. McNeil, and P. Traczykowski, "Plasma wakefield accelerator driven coherent spontaneous emission from an energy chirped electron pulse," *New Journal of Physics* **22**, 013037 (2020).
- ²⁰R. Bonifacio, C. Pellegrini, and L. Narducci, "Collective instabilities and high-gain regime in a free electron laser," *Optics Communications* **50**, 373–378 (1984).
- ²¹A. Doria, R. Bartolini, J. Feinstein, G. Gallerano, and R. Pantell, "Coherent emission and gain from a bunched electron beam," *IEEE Journal of Quantum Electronics* **29**, 1428–1436 (1993).
- ²²D. A. Jaroszynski, R. J. Bakker, A. F. G. van der Meer, D. Oepts, and P. W. van Amersfoort, "Coherent startup of an infrared free-electron laser," *Phys. Rev. Lett.* **71**, 3798–3801 (1993).
- ²³S. Krinsky, "Transient analysis of free-electron lasers with discrete radiators," *Phys. Rev. E* **59**, 1171–1183 (1999).
- ²⁴N. Piovella, "High gain free electron laser amplifiers starting from coherent and incoherent spontaneous emission," *Physics of Plasmas* **6**, 3358–3368 (1999).
- ²⁵B. McNeil, G. Robb, and D. Jaroszynski, "Self-amplification of coherent spontaneous emission in the free electron laser," *Optics Communications* **165**, 65–70 (1999).
- ²⁶Z. Huang and K.-J. Kim, "Effects of bunch density gradient in high-gain free-electron lasers," *Nuclear Instruments and Methods in Physics Research Section A: Accelerators, Spectrometers, Detectors and Associated Equipment* **445**, 105–109 (2000).
- ²⁷A. Gover, R. Iancu, A. Friedman, C. Emma, N. Sudar, P. Musumeci, and C. Pellegrini, "Superradiant and stimulated-superradiant emission of bunched electron beams," *Rev. Mod. Phys.* **91**, 035003 (2019).
- ²⁸E. Esarey, C. B. Schroeder, and W. P. Leemans, "Physics of laser-driven plasma-based electron accelerators," *Rev. Mod. Phys.* **81**, 1229–1285 (2009).
- ²⁹F. Grüner, S. Becker, U. Schramm, T. Eichner, M. Fuchs, R. Weingartner, D. Habs, J. M. ter Vehn, M. Geissler, M. Ferrario, L. Serafini, B. van der Geer, H. Backe, W. Lauth, and S. Reiche, "Design considerations for table-top, laser-based VUV and x-ray free electron lasers," *Applied Physics B* **86**, 431–435 (2007).
- ³⁰K. Nakajima, "Towards a table-top free-electron laser," *Nature Physics* **4**, 92–93 (2008).
- ³¹M. E. Couprie, A. Loulergue, M. Labat, R. Lehe, and V. Malka, "Towards a free electron laser based on laser plasma accelerators," *Journal of Physics B: Atomic, Molecular and Optical Physics* **47**, 234001 (2014).
- ³²J. van Tilborg, S. K. Barber, F. Isono, C. B. Schroeder, E. Esarey, and W. P. Leemans, "Free-electron lasers driven by laser plasma accelerators," in *AIP Conference Proceedings* (2017).
- ³³K. Kim, "Brightness, coherence, and propagation characteristics of synchrotron radiation," LBNL Report LBL-20181 (1985).
- ³⁴C. Pellegrini, "Free electron lasers: development and applications," *Part. Accel.* **33**, 159–170 (1990).
- ³⁵T. Tanaka, H. Kitamura, and T. Shintake, "Consideration on the BPM alignment tolerance in x-ray FELs," *Nuclear Instruments and Methods in Physics Research Section A: Accelerators, Spectrometers, Detectors and Associated Equipment* **528**, 172–178 (2004).
- ³⁶Z. Huang and K.-J. Kim, "Review of x-ray free-electron laser theory," *Phys. Rev. ST Accel. Beams* **10**, 034801 (2007).
- ³⁷G. White and T. Raubenheimer, "Transverse jitter tolerance issues for beam-driven plasma accelerators," *Proceedings of the 10th Int. Particle Accelerator Conf. IPAC2019* (2019).
- ³⁸K. Bane, P. Chen, and P. Wilson, "ON COLLINEAR WAKE FIELD ACCELERATION," SLAC-PUB 3662 (1985).
- ³⁹M. Tzoufras, W. Lu, F. S. Tsung, C. Huang, W. B. Mori, T. Katsouleas, J. Vieira, R. A. Fonseca, and L. O. Silva, "Beam loading in the nonlinear regime of plasma-based acceleration," *Phys. Rev. Lett.* **101**, 145002 (2008).
- ⁴⁰A. Ferran Pousa, A. Martinez de la Ossa, R. Brinkmann, and R. W. Assmann, "Compact multistage plasma-based accelerator design for correlated energy spread compensation," *Phys. Rev. Lett.* **123**, 054801 (2019).
- ⁴¹R. D'Arcy, S. Wesch, A. Aschikhin, S. Bohnen, C. Behrens, M. J. Garland, L. Goldberg, P. Gonzalez, A. Knetsch, V. Libov, A. M. de la Ossa, M. Meisel, T. J. Mehrling, P. Niknejadi, K. Poder, J.-H. Röckemann, L. Schaper, B. Schmidt, S. Schröder, C. Palmer, J.-P. Schwinkendorf, B. Sheeran, M. J. V. Streeter, G. Tauscher, V. Wacker, and J. Osterhoff, "Tunable plasma-based energy dechirper," *Phys. Rev. Lett.* **122**, 034801 (2019).
- ⁴²G. G. Manahan, A. F. Habib, P. Scherkl, P. Delinikolas, A. Beaton, A. Knetsch, O. Karger, G. Wittig, T. Heinemann, Z. M. Sheng, J. R. Cary, D. L. Bruhwiler, J. B. Rosenzweig, and B. Hidding, "Single-stage plasma-based correlated energy spread compensation for ultrahigh 6d brightness electron beams," *Nature Communications* **8** (2017), 10.1038/ncomms15705.
- ⁴³A. R. Maier, A. Meseck, S. Reiche, C. B. Schroeder, T. Seggebrock, and F. Grüner, "Demonstration scheme for a laser-plasma-driven free-electron laser," *Phys. Rev. X* **2**, 031019 (2012).
- ⁴⁴Z. Huang, Y. Ding, and C. B. Schroeder, "Compact x-ray free-electron laser from a laser-plasma accelerator using a transverse-gradient undulator," *Phys. Rev. Lett.* **109**, 204801 (2012).
- ⁴⁵X. L. Xu, F. Li, W. An, T. N. Dalichaouch, P. Yu, W. Lu, C. Joshi, and W. B. Mori, "High quality electron bunch generation using a longitudinal density-tailored plasma-based accelerator in the three-dimensional blowout regime," *Phys. Rev. Accel. Beams* **20**, 111303 (2017).
- ⁴⁶S. Bulanov, N. Naumova, F. Pegoraro, and J. Sakai, "Particle injection into the wave acceleration phase due to nonlinear wake wave breaking," *Phys. Rev. E* **58**, R5257–R5260 (1998).
- ⁴⁷H. Suk, N. Barov, J. B. Rosenzweig, and E. Esarey, "Plasma electron trap-

- ping and acceleration in a plasma wake field using a density transition,” *Phys. Rev. Lett.* **86**, 1011–1014 (2001).
- ⁴⁸D. Ullmann, P. Scherkl, A. Knetsch, T. Heinemann, A. Sutherland, A. F. Habib, O. S. Karger, A. Beaton, G. G. Manahan, A. Deng, G. Andonian, M. D. Litos, B. D. OShea, D. L. Bruhwiler, J. R. Cary, M. J. Hogan, V. Yakimenko, J. B. Rosenzweig, and B. Hidding, “All-optical density down-ramp injection in electron-driven plasma wakefield accelerators,” (2020), [arXiv:2007.12634 \[physics.plasm-ph\]](https://arxiv.org/abs/2007.12634).
- ⁴⁹R. A. Fonseca, L. O. Silva, F. S. Tsung, V. K. Decyk, W. Lu, C. Ren, W. B. Mori, S. Deng, S. Lee, T. Katsouleas, and J. C. Adam, “OSIRIS: A three-dimensional, fully relativistic particle in cell code for modeling plasma based accelerators,” in *Lecture Notes in Computer Science* (Springer Berlin Heidelberg, 2002) pp. 342–351.
- ⁵⁰W. Lu, C. Huang, M. Zhou, W. B. Mori, and T. Katsouleas, “Nonlinear theory for relativistic plasma wakefields in the blowout regime,” *Phys. Rev. Lett.* **96**, 165002 (2006).
- ⁵¹C. Zhang, C.-K. Huang, K. A. Marsh, X. L. Xu, F. Li, M. Hogan, V. Yakimenko, S. Corde, W. B. Mori, and C. Joshi, “Effect of fluctuations in the down ramp plasma source profile on the emittance and current profile of the self-injected beam in a plasma wakefield accelerator,” *Phys. Rev. Accel. Beams* **22**, 111301 (2019).
- ⁵²R. Bonifacio, L. De Salvo, P. Pierini, N. Piovella, and C. Pellegrini, “Spectrum, temporal structure, and fluctuations in a high-gain free-electron laser starting from noise,” *Phys. Rev. Lett.* **73**, 70–73 (1994).
- ⁵³P. Tenenbaum, “Lucetia: A matlab-based toolbox for the modeling and simulation of single pass electron beam transport systems,” in *Proceedings of the Particle Accelerator Conference, Knoxville, USA* (2005) pp. 4197–4199.
- ⁵⁴Y. Derbenev, J. Rossbach, E. Saldin, and V. Shiltsev, “Microbunch radiative tail - head interaction,” (1995).
- ⁵⁵E. L. Saldin, E. A. Schneidmiller, and M. V. Yurkov, “On the coherent radiation of an electron bunch moving in an arc of a circle,” *Nuclear Instruments and Methods in Physics Research Section A: Accelerators, Spectrometers, Detectors and Associated Equipment* **398**, 373 – 394 (1997).
- ⁵⁶M. Borland, “Simple method for particle tracking with coherent synchrotron radiation,” *Phys. Rev. ST Accel. Beams* **4**, 070701 (2001).
- ⁵⁷M. Dohlus and T. Limberg, “Impact of optics on CSR-related emittance growth in bunch compressor chicane,” in *Proceedings of the 2005 Particle Accelerator Conference* (IEEE, 2005).
- ⁵⁸M. Dohlus, “Applying artificial intelligence to accelerators,” in *Proc. Int. Committee for Future Accelerator Beam Dynamics Newsletter No. 38*, Eds. I.S. Ko and W. Chou (2005).
- ⁵⁹S. DiMitri and M. Cornacchia, “Electron beam brightness in linac drivers for free-electron-lasers,” *Physics Reports* **539**, 1 – 48 (2014), electron beam brightness in linac drivers for free-electron-lasers.
- ⁶⁰A. Fisher, P. Musumeci, and S. B. Van der Geer, “Self-consistent numerical approach to track particles in free electron laser interaction with electromagnetic field modes,” *Phys. Rev. Accel. Beams* **23**, 110702 (2020).
- ⁶¹Y. Ding, Z. Huang, D. Ratner, P. Bucksbaum, and H. Merdji, “Generation of attosecond x-ray pulses with a multicycle two-color enhanced self-amplified spontaneous emission scheme,” *Phys. Rev. ST Accel. Beams* **12**, 060703 (2009).
- ⁶²G. Geloni, V. Kocharyan, and E. Saldin, “On radiation emission from a microbunched beam with wavefront tilt and its experimental observation,” *Optics Communications* **410**, 180–186 (2018).
- ⁶³J. P. MacArthur, A. A. Lutman, J. Krzywinski, and Z. Huang, “Microbunch rotation and coherent undulator radiation from a kicked electron beam,” *Phys. Rev. X* **8**, 041036 (2018).
- ⁶⁴G. White and V. Yakimenko, “Ultra-short-z linear collider parameters,” *Workshop on Future Linear Colliders (LCWS2018)*, (2018).
- ⁶⁵Z. Huang, S. Nagaitsev, P. Piot, J. Power, J. Rosenzweig, L. Spentzouris, and J.-L. Vay, Tech. Rep. (Lawrence Berkeley National Laboratory, 2019) hEP Physics GARD Accelerator and Beam Physics: Community-driven Strategic Roadmap Workshop n.1.
- ⁶⁶V. Yakimenko, S. Meuren, F. Del Gaudio, C. Baumann, A. Fedotov, F. Fiuza, T. Grismayer, M. J. Hogan, A. Pukhov, L. O. Silva, and G. White, “Prospect of studying nonperturbative qed with beam-beam collisions,” *Phys. Rev. Lett.* **122**, 190404 (2019).
- ⁶⁷M. J. De Loos and S. B. Van der Geer, “General Particle Tracer: A New 3D Code for Accelerator and Beamline Design,” (1996).
- ⁶⁸L. T. Campbell, H. P. Freund, J. R. Henderson, B. W. J. McNeil, P. Traczykowski, and P. J. M. van der Slot, “Analysis of ultra-short bunches in free-electron lasers,” *New Journal of Physics* **22**, 073031 (2020).
- ⁶⁹H. P. Freund, P. J. M. van der Slot, D. L. A. G. Grimminck, I. D. Setija, and P. Falgari, “Three-dimensional, time-dependent simulation of free-electron lasers with planar, helical, and elliptical undulators,” *New Journal of Physics* **19**, 023020 (2017).
- ⁷⁰L. T. Campbell and B. W. J. McNeil, “Puffin: A three dimensional, unaveraged free electron laser simulation code,” *Physics of Plasmas* **19**, 093119 (2012).
- ⁷¹R. Bonifacio and B. McNeil, “Slippage and superradiance in the high-gain FEL,” *Nuclear Instruments and Methods in Physics Research Section A: Accelerators, Spectrometers, Detectors and Associated Equipment* **272**, 280–288 (1988).
- ⁷²R. Bonifacio, L. D. S. Souza, P. Pierini, and N. Piovella, “The superradiant regime of a FEL: Analytical and numerical results,” *Nuclear Instruments and Methods in Physics Research Section A: Accelerators, Spectrometers, Detectors and Associated Equipment* **296**, 358–367 (1990).
- ⁷³N. Piovella, “A hyperbolic secant solution for the superradiance in free electron lasers,” *Optics Communications* **83**, 92–96 (1991).
- ⁷⁴C. Emma, N. Sudar, P. Musumeci, A. Urbanowicz, and C. Pellegrini, “High efficiency tapered free-electron lasers with a prebunched electron beam,” *Phys. Rev. Accel. Beams* **20**, 110701 (2017).
- ⁷⁵R. Bonifacio, L. D. S. Souza, and B. McNeil, “Emittance limitations in the free electron laser,” *Optics Communications* **93**, 179–185 (1992).