

Rank Determination in Tensor Factor Model*

Yuefeng Han, Rong Chen and Cun-Hui Zhang

Department of Statistics, Rutgers University, Piscataway, NJ 08854, USA, e-mail:

**yuefeng.han@rutgers.edu; **rongchen@stat.rutgers.edu; †czhang@stat.rutgers.edu*

Abstract: Factor model is an appealing and effective analytic tool for high-dimensional time series, with a wide range of applications in economics, finance and statistics. This paper develops two criteria for the determination of the number of factors for tensor factor models where the signal part of an observed tensor time series assumes a Tucker decomposition with the core tensor as the factor tensor. The task is to determine the dimensions of the core tensor. One of the proposed criteria is similar to information based criteria of model selection, and the other is an extension of the approaches based on the ratios of consecutive eigenvalues often used in factor analysis for panel time series. Theoretically results, including sufficient conditions and convergence rates, are established. The results include the vector factor models as special cases, with an additional convergence rates. Simulation studies provide promising finite sample performance for the two criteria.

MSC2020 subject classifications: Primary 62H25, 62H12; secondary 62F07.

Keywords and phrases: high-dimensional tensor data, factor model, rank determination, eigenvalues, Tucker decomposition.

1. Introduction

Factor models have become a popular dimensional reduction tool in economics and statistics, especially for analyzing high dimensional time series. In practice a few common factors can often capture a large amount of variations and dynamics among a large pool of variables and time series. In the finance literature, [Chamberlain and Rothschild \(1983\)](#) exploited factor analysis to extend classical arbitrage pricing theory. In macroeconomics, [Bai \(2003\)](#), [Bai and Ng \(2002\)](#), [Stock and Watson \(2002\)](#) considered static factor models for modeling macroeconomic time series. [Forni et al. \(2005\)](#) studied the identification of economy-wide and global shocks using generalized dynamic factor models. [Fan, Liao and Mincheva \(2011, 2013\)](#), [Fan, Wang and Zhong \(2019\)](#) established large covariance matrix estimation based on the static factor model. Factor models are also used to evaluate the impacts of various policies; see, e.g., [Bai, Li and Ouyang \(2014\)](#), [Ouyang and Peng \(2015\)](#) and [Li and Bell \(2017\)](#). Recently, large

* Cun-Hui Zhang is the corresponding author. Han's research is supported in part by National Science Foundation grant IIS-1741390. Zhang's research is supported in part by NSF grants DMS-1721495, IIS-1741390, CCF-1934924 and DMS-2052949. Chen's research is supported in part by National Science Foundation grants DMS-1503409, DMS-1737857, IIS-1741390 and DMS-2052949.

matrix or tensor (multi-dimensional array) data has become ubiquitous. Wang, Liu and Chen (2019) proposed a matrix factor model and applied it to matrix-valued financial data. Chen, Yang and Zhang (2021) analyzed the multi-category import-export network data via tensor factor model.

A critical step in building a factor model is to correctly specify the number of factors used in the model. Estimation and forecasting procedures are all depended on the number of factors. Moreover, in some cases the number of factors may have some crucial economic interpretations and important theoretical consequences. For example, in finance and macroeconomics, it provides the number of sources of nondiversifiable risk or the fundamental shocks driving the macroeconomic dynamics. See, Forni and Reichlin (1998), Stock and Watson (2016), Giannone and Reichlin (2006), Forni et al. (2009), among others.

Over the past decades, many methods have been developed to determine the number of common factors needed for modelling high dimensional vector time series. The most widely studied approach is to utilize the behavior of the eigenvalues of the covariance matrix (see, e.g., Bai and Ng (2002)), or the singular values of the autocovariance matrix (see, e.g., Lam and Yao (2012)). By the definition of factor models, the eigenvalues or the singular values corresponding to the systematic components must increase with the number of cross-sectional units. The rest of the eigenvalues, which represents idiosyncratic components, stay bounded or remain to be zero. In the static factor model, Bai and Ng (2002) proposed to estimate the number of factors by separating diverging eigenvalues from the rest using threshold functions, in the form of an information criterion. Alternative criteria based on random matrix theory have been studied in Kapetanios (2010) and Onatski (2010) for the static factor model. Specifically Kapetanios (2010) developed sequential tests and employed a subsampling method to obtain an approximation of the asymptotic distribution of the estimated eigenvalues. Onatski (2010) constructed tests based on the empirical distribution of the eigenvalues. In addition, Onatski (2012) proposed an alternative estimator using the difference of consecutive eigenvalues. Bai and Ng (2007) and Amengual and Watson (2007) extended the work of Bai and Ng (2002) to the restricted dynamic factor model. Hallin and Liška (2007) further extended the framework to the generalized dynamic factor model through thresholding eigenvalues of the spectral density matrix. They also proposed a data-dependent method to adjust the multiplicative constant of the penalty function. Alessi, Barigozzi and Capasso (2010) introduced a tuning multiplicative constant in the penalty for dealing with approximate factor models. Kong (2017) employed similar ideas to study continuous time factor model with high frequency data. Li, Li and Shi (2017) modified Bai and Ng (2002)'s procedure to the case that the number of factors is allowed to increase with the sample size. Trapani (2018) proposed a randomized sequential test procedure to determine the number of factors.

An alternative approach is to study the ratio of each pair of adjacent eigenvalues, with the insight that ratio of the smallest eigenvalue among these corresponding to the system component and the largest eigenvalue among these corresponding to the idiosyncratic component goes to infinity. Under stationary

conditions, [Ahn and Horenstein \(2013\)](#) developed such an estimator based on the sample covariance matrix. [Lam and Yao \(2012\)](#) used such a ratio based estimator based on singular values of the autocovariance matrix, under an alternative definition of factor models proposed in [Pan and Yao \(2008\)](#) and [Lam, Yao and Bathia \(2011\)](#).

Other than the eigenvalue-based methods, [Ye and Weiss \(2003\)](#) developed an eigenvector based order determination procedure. [Luo and Li \(2016\)](#) proposed a new estimator that combines both the eigenvalues and the bootstrap eigenvector variability. [Jung, Lee and Ahn \(2018\)](#) suggested to sequentially test skewness of the squared lengths of residual scores that are obtained by removing leading principal components. However, these works assumed that the data are temporally independent, which are unlikely to hold for economic data.

These studies all focus on panel (vector) time series. Recently there is a growing interest in analyzing matrix- or tensor-valued time series, as such time series is encountered more and more frequently in applications, including Fama-French 10 by 10 series ([Wang, Liu and Chen, 2019](#)), a set of economic indicator series among a set of countries ([Chen, Xiao and Yang, 2021](#)), multi-category international trading volume series ([Chen and Chen, 2019](#), [Hoff, 2011](#)), multi-type international action counts among a group of countries ([Hoff, 2015](#)), sequence of realized covariance matrices ([Kim and Fan, 2019](#), [Lunde, Shephard and Sheppard, 2016](#)), sequence of gray-scale face recognition images ([Chen and Fan, 2021](#)), dynamic networks ([Barabási and Albert, 1999](#), [Jiang, Li and Yao, 2020](#)), dynamic human brain transcriptome data ([Liu, Yuan and Zhao, 2022](#)), multivariate spatial-temporal climate series ([Chen et al., 2020](#)), neuroimaging data ([Zhang, 2019](#), [Zhou, Li and Zhu, 2013](#)). Factor model is again developed as an effective dimension reduction tool ([Chen, Yang and Zhang, 2021](#), [Han et al., 2020](#), [Wang, Liu and Chen, 2019](#)). Same as for the vector factor models, it is important to determine the number of factors in these models.

In this paper, we consider the determination of the dimension of the core tensor factor in the tensor factor model in [Chen, Yang and Zhang \(2021\)](#) and [Han et al. \(2020\)](#), which assumes the form

$$\mathcal{X}_t = \mathcal{M}_t + \mathcal{E}_t = \mathcal{F}_t \times_1 A_1 \times_2 \dots \times_K A_K + \mathcal{E}_t.$$

Similar to [Lam and Yao \(2012\)](#), the noise tensor \mathcal{E}_t is assumed to be a white tensor process with potentially strong contemporary correlations among the elements of the noise tensor, and all common dynamics is absorbed in the signal process \mathcal{M}_t . This model setting is different from the approximate factor model in [Bai and Ng \(2002\)](#) and the dynamic factor model in [Hallin and Liška \(2007\)](#), in which the noise process is allowed to have weak auto-correlations, but with strong restriction on the contemporary correlation.

[Chen, Yang and Zhang \(2021\)](#) and [Han et al. \(2020\)](#) studied the estimation procedures of the tensor factor model, assuming the ranks of the core tensor \mathcal{F}_t is given, with some ad hoc rank determination suggestions. In this paper we formally propose two criteria for specifying the ranks of the core factor process, which we name “the information criterion” (IC) and “the eigenvalue ratio”

(ER). They are all based on examining the eigenvalues of the sample cross-auto-moment of the observed tensor time series, utilizing the whiteness property of the noise process. The IC estimators aim at truncating eigenvalues, which is similar to the information criteria in vector factor models (e.g., [Bai and Ng \(2002\)](#) and [Hallin and Liška \(2007\)](#)). The ER estimators are obtained by minimizing the ratio of two adjacent eigenvalues arranged in ascending order, extending the standard ER estimator in [Lam and Yao \(2012\)](#) and [Wang, Liu and Chen \(2019\)](#) with an added small penalty term in both the numerator and denominator of the ratio. The penalty term behaves like a lower bound correction to the true zero eigenvalues. We adopt similar ideas of the TOPUP and TIPUP procedures of [Chen, Yang and Zhang \(2021\)](#), and their corresponding iterative versions, iTOPUP and iTIPUP, of [Han et al. \(2020\)](#), to construct sample auto-cross-moments. Our theoretical and empirical investigations show that estimators based on the iterative algorithms are much better than that based on the non-iterative ones, as the iterative algorithms significantly improve the estimation accuracy of the eigenvalues. The finite sample properties of the IC and ER criteria are also good. The empirical evidences show that the best estimators in tensor factor model are the IC and ER estimators based on iTIPUP, under some mild conditions on the level of signal cancellation typically associated with the TIPUP based procedures.

This paper is organized as follows. Section 3.1 briefly describes the tensor factor model and the corresponding estimation procedures proposed in [Chen, Yang and Zhang \(2021\)](#) and [Han et al. \(2020\)](#). Section 3.2 introduces the criteria for determining the ranks of the core tensor factor process, and their iterative versions. Section 4 investigates theoretical properties of the proposed estimators. Section 5 presents simulation studies of the finite sample properties of the proposed methods. Real data analysis is given in Section 6. Discussions are provided in Section 7. All technical details are relegated to the Supplementary Material.

2. General order determination criteria of semipositive definite matrices

In this section, we first propose two general order determination criteria based on the properties of the estimated eigenvalues of a semipositive matrix.

Let \widehat{W} be a $p \times p$ symmetric and non-negative definite matrix, which is a sample version of a true $p \times p$ symmetric and non-negative definite matrix. We assume $W = \mathbb{E}\widehat{W}$. Also let $\hat{\lambda}_j$ be the eigenvalues of \widehat{W} such that $\hat{\lambda}_1 \geq \hat{\lambda}_2 \geq \dots \geq \hat{\lambda}_p$. Let $\lambda_1 \geq \dots \geq \lambda_r > \lambda_{r+1} = \dots = \lambda_p = 0$ be the eigenvalues of W . Note that the rank of W is r .

Let $m^* < p$ be a predefined upper bound and functions $G(\widehat{W})$ and $H(\widehat{W})$ be some appropriate positive penalty functions. We propose the following two

quantities

$$\text{IC}(\widehat{W}) = \arg \min_{0 \leq m \leq m^*} \left\{ \sum_{j=m+1}^p \hat{\lambda}_j + mG(\widehat{W}) \right\} \quad (1)$$

$$\text{ER}(\widehat{W}) = \arg \min_{1 \leq m \leq m^*} \frac{\hat{\lambda}_{m+1} + H(\widehat{W})}{\hat{\lambda}_m + H(\widehat{W})}. \quad (2)$$

The first criterion in (1) is similar to an information criterion as its first term mimics the residual sum of squares of using a rank m matrix to approximate the matrix \widehat{W} while the second term $mG(\widehat{W})$ penalizes the model complexity m . We will call it *the information criterion (IC)*. The second criterion in (2) uses the ratio of two adjacent eigenvalues of \widehat{W} , with a small penalty term $H(\widehat{W})$ added to both the numerator and denominator. We will call it *the eigen-ratio criterion (ER)*.

Remark 1 (*The information criterion*). Note that, for a given m , the principle components can be viewed as solutions of an optimization problem in which the “sum of squared residuals” is minimized,

$$\widehat{U}_m = \arg \min_{U_m} \text{tr} \left\{ (I - U_m U_m^\top) \widehat{W} \right\}. \quad (3)$$

Note that $\text{tr} \left\{ (I - \widehat{U}_m \widehat{U}_m^\top) \widehat{W} \right\} = \sum_{j=m+1}^p \hat{\lambda}_j$. It plays the role of residual sum of squares classically appearing in information criterion methods. Criterion (1) has a structure comparable to that of Bai and Ng (2002) and Hallin and Liška (2007). For vector factor models, the method proposed in Bai and Ng (2002) is the same of the IC criterion with \widehat{W} being the sample covariance matrix, while that in Hallin and Liška (2007) used spectral density matrix estimation. The penalty $mG(\widehat{W})$ is intimately related to the rate of convergence of the non-divergent eigenvalues, when \widehat{W} is estimated from a set of data with diverging dimensions, and balances between overestimation and underestimation.

Remark 2 (*Eigen-ratio criterion*). Different from the standard ER estimator in Lam and Yao (2012), we add a penalty term $H(\widehat{W})$ to both the numerator and denominator. The intuition behind $H(\widehat{W})$ is as follows. Since \widehat{W} is a noisy version (an estimator) of W of rank r , all estimated eigenvalues $\hat{\lambda}_j$ ($r+1 \leq j \leq p$) correspond to the zero eigenvalues of W . Hence the ratio $\hat{\lambda}_{j+1}/\hat{\lambda}_j$ ($j > r$) theoretically can be arbitrary small. The penalty $H(\widehat{W})$ provides a lower bound correction to $\hat{\lambda}_j$ ($r+1 \leq j \leq p$). When it is of a proper order, we can ensure that the ratio $(\hat{\lambda}_{m+1} + H(\widehat{W})) / (\hat{\lambda}_m + H(\widehat{W}))$ goes to zero when $m = r$ (the true rank), while all other such ratios are asymptotically bounded from below. In vector factor models, Ahn and Horenstein (2013) exploited the ratio of eigenvalues of sample covariance matrix to determine the number of factors. Non-divergent eigenvalues therein are bounded below by a positive number asymptotically, as

long as the eigenvalues of covariance matrix of idiosyncratic noises are bounded away from zero. Our criterion (2) has a similar flavor.

Here we show a consistency result for the general estimator. To be more precise, let $\widehat{W}^{(n)}$ and $W^{(n)}$ be two sequences of semi-positive symmetric matrices, with $W^{(n)} = \mathbb{E}\widehat{W}^{(n)}$ and n be an index associated with the sample size and dimension. Also let $\hat{\lambda}_j^{(n)}$ be the eigenvalues of $\widehat{W}^{(n)}$ such that $\hat{\lambda}_1^{(n)} \geq \hat{\lambda}_2^{(n)} \geq \dots \geq \hat{\lambda}_p^{(n)}$. Let $\lambda_1^{(n)} \geq \dots \geq \lambda_r^{(n)} > \lambda_{r+1}^{(n)} = \dots = \lambda_p^{(n)} = 0$ be the eigenvalues of W . We assume $\lambda_r^{(n)} \rightarrow \infty$ as $n \rightarrow \infty$. The following proposition provides the sufficient conditions for the consistency of the IC and ER estimators in (1) and (2), respectively. It provides a guideline of choosing proper penalty functions $G(\cdot)$ and $H(\cdot)$ in order determination for any generic $\widehat{W}^{(n)}$.

Proposition 1. Assume $|\hat{\lambda}_1^{(n)} - \lambda_1^{(n)}| = o_{\mathbb{P}}(\lambda_1^{(n)}) + O_{\mathbb{P}}(\gamma_n)$ and $|\hat{\lambda}_r^{(n)} - \lambda_r^{(n)}| = o_{\mathbb{P}}(\lambda_r^{(n)}) + O_{\mathbb{P}}(\gamma_n)$, and $|\hat{\lambda}_j^{(n)} - \lambda_j^{(n)}| = O_{\mathbb{P}}(\beta_n)$ for all $j > r$. Then,
(i) $\mathbb{P}(IC(\widehat{W}^{(n)}) = r) \rightarrow 1$, provided that $(G(\widehat{W}^{(n)}) + \gamma_n)/\lambda_r^{(n)} \rightarrow 0$ and $G(\widehat{W}^{(n)})/\beta_n \rightarrow \infty$;
(ii) $\mathbb{P}(ER(\widehat{W}^{(n)}) = r) \rightarrow 1$, provided that $(H(\widehat{W}^{(n)}) + \beta_n)/((\lambda_r^{(n)})^2/\lambda_1^{(n)}) \rightarrow 0$, $\gamma_n/\lambda_r^{(n)} \rightarrow 0$ and $H(\widehat{W}^{(n)})/(\beta_n^2/\lambda_r^{(n)}) \rightarrow \infty$.

In the conditions of Proposition 1, γ_n represents the convergence rate of the sample eigenvalues corresponding to the non-zero eigenvalues of $W^{(n)}$, and β_n represents the rate of the sample eigenvalues corresponding to the zero eigenvalues of $W^{(n)}$. For example, under the strong factor model of Lam and Yao (2012)'s setting, $\gamma_n = p^2 T^{-1/2}$ and $\beta_n = p^2 T^{-1}$, where T is the sample size.

Remark 3. In our model setting, $\lambda_{r+1}^{(n)} = \dots = \lambda_p^{(n)} = 0$ and our objective is to separate the zero and non-zero eigenvalues. The proposition holds for general spiked eigenvalue detection as well. Specifically, let $\lambda_1^{(n)} \geq \dots \geq \lambda_r^{(n)} > \gamma_n > \lambda_{r+1}^{(n)} \geq \dots \geq \lambda_p^{(n)} \geq 0$ be the eigenvalues of $W^{(n)}$, where $\lambda_{r+1}^{(n)}, \dots, \lambda_p^{(n)}$ are called non-spiked eigenvalues (Cai, Han and Pan, 2020). Again it is assumed that $\lambda_r^{(n)} \rightarrow \infty$ as $n \rightarrow \infty$. Then Proposition 1 holds when γ_n and β_n are the convergence rate of the sample eigenvalues corresponding to the spiked and non-spiked eigenvalues of $W^{(n)}$, respectively. Note that the approaches of Bai and Ng (2002), Amengual and Watson (2007), Hallin and Liška (2007), Lam and Yao (2012) and Ahn and Horenstein (2013) all fit in this generic setting or its variants, with various forms of the penalty functions $G(\widehat{W})$ and $H(\widehat{W})$ to distinguish $\hat{\lambda}_r^{(n)}$ from $\hat{\lambda}_{r+1}^{(n)}$. For example, Bai and Ng (2002) suggest to use $G_1 = p^{-1}T^{-1}(p+T)\log(pT(p+T)^{-1})$, $G_2 = p^{-1}T^{-1}(p+T)\log(\min\{p, T\})$, or $G_3 = \max\{p^{-1}, T^{-1}\}\log(\min\{p, T\})$, where T is the sample size and p is the number of variables.

Remark 4. When the dimensions d_k are large, estimating eigenvalues of a matrix using its sample version is in general very difficult and potentially inaccurate. However, to determine the number of factors, only the leading eigenvalues

need to be estimated relatively accurately to achieve the purpose, which requires relatively mild conditions on the sample version of the matrix.

For the specific problems such as the tensor factor model problem we focus there, a detailed analysis of the rates γ_n and β_n is needed to construct the penalty functions $G(\cdot)$ and $H(\cdot)$ and to establish the consistency of the rank estimators. In fact one can establish the convergence rate with a more detailed analysis beyond the simple consistency results in Proposition 1, as we will do for the tensor factor model.

3. Order determination criteria for tensor factor models

3.1. The model

Here we briefly introduce the tensor factor model setup in [Chen, Yang and Zhang \(2021\)](#) and [Han et al. \(2020\)](#). A tensor factor model can be written as

$$\mathcal{X}_t = \mathcal{M}_t + \mathcal{E}_t = \mathcal{F}_t \times_1 A_1 \times_2 \dots \times_K A_K + \mathcal{E}_t, \quad (4)$$

where $\mathcal{X}_t \in \mathbb{R}^{d_1 \times \dots \times d_K}$ is the observed tensor at time t , the core tensor \mathcal{F}_t is the unobserved latent tensor factor process of dimension $r_1 \times \dots \times r_K$, A_k are the deterministic loading matrix of size $d_k \times r_k$ and $r_k \ll d_k$, and \mathcal{E}_t is the idiosyncratic noise components of \mathcal{X}_t , which is assumed to be a white process. Here the k -mode product of $\mathcal{X} \in \mathbb{R}^{d_1 \times d_2 \times \dots \times d_K}$ with a matrix $U \in \mathbb{R}^{d'_k \times d_k}$, denoted as $\mathcal{X} \times_k U$, is an order K -tensor of size $d_1 \times \dots \times d_{k-1} \times d'_k \times d_{k+1} \times \dots \times d_K$ such that

$$(\mathcal{X} \times_k U)_{i_1, \dots, i_{k-1}, j, i_{k+1}, \dots, i_K} = \sum_{i_k=1}^{d_k} \mathcal{X}_{i_1, i_2, \dots, i_K} U_{j, i_k}.$$

The core tensor \mathcal{F}_t is usually much smaller than \mathcal{X}_t in dimension. We also assume that the rank of A_k is r_k . Otherwise \mathcal{X}_t in (4) may be expressed equivalently with a lower-dimensional factor process. The parameters r_1, \dots, r_K are assumed to be fixed but unknown. For more details of the tensor factor model (4), see [Chen, Yang and Zhang \(2021\)](#) and [Han et al. \(2020\)](#).

It is obvious that the loading matrices A_k are not identifiable in Model (4). Model (4) is unchanged if we replace $(A_1, \dots, A_K, \mathcal{F}_t)$ by $(A_1 H_1, \dots, A_K H_K, \mathcal{F}_t \times_{k=1}^K H_k^{-1})$ for any invertible $r_k \times r_k$ matrix H_k . However, the linear space spanned by the columns of A_k , called the factor loading space, is uniquely defined. Assume A_k has a SVD representation $A_k = U_k \Lambda_k V_k^\top$. Then, the factor loading space of A_k can be represented by the orthogonal projection P_k ,

$$P_k = P_{A_k} := A_k (A_k^\top A_k)^{-1} A_k^\top = U_k U_k^\top. \quad (5)$$

3.2. Rank selection criteria for tensor factor models

The two criteria introduced in Section 2 can be used to estimate the number of factors in the tensor factor model (4), using properly constructed matrices W and \widehat{W} . Particularly, we will study the following four constructions.

Since they have been proposed and used for loading space estimation in [Chen, Yang and Zhang \(2021\)](#) and [Han et al. \(2020\)](#), we adopt the same names to represent them.

(I) TOPUP: Let

$$\text{TOPUP}_k(\mathcal{X}_{1:T}) = \text{mat}_1 \left(\sum_{t=h+1}^T \frac{\text{mat}_k(\mathcal{X}_{t-h}) \otimes \text{mat}_k(\mathcal{X}_t)}{T-h}, h = 1, \dots, h_0 \right),$$

and

$$\widehat{W}_k = \widehat{W}_k(\mathcal{X}_{1:T}) := \text{TOPUP}_k(\mathcal{X}_{1:T})(\text{TOPUP}_k(\mathcal{X}_{1:T}))^\top,$$

where \otimes is the tensor product such that, for any $\mathcal{A} \in \mathbb{R}^{m_1 \times m_2 \times \dots \times m_K}$ and $\mathcal{B} \in \mathbb{R}^{r_1 \times r_2 \times \dots \times r_N}$,

$$(\mathcal{A} \otimes \mathcal{B})_{i_1, \dots, i_K, j_1, \dots, j_N} = (\mathcal{A})_{i_1, \dots, i_K} (\mathcal{B})_{j_1, \dots, j_N},$$

and mat_k is the tensor unfolding (into a matrix) operation along mode- k of a tensor. Here we emphasize that \widehat{W}_k is constructed using $\mathcal{X}_{1:T} = (\mathcal{X}_1, \dots, \mathcal{X}_T)$. The constant h_0 is a (small) predetermined integer and the sum over h in \widehat{W}_k is to accumulate the information from different time lags h . The rank of its population version can be shown to be r_k under certain conditions, hence we can use the IC and ER estimators presented in Section 2 to determine r_k .

(II) TIPUP: Define a $d_k \times (d_k h_0)$ matrix as

$$\text{TIPUP}_k(\mathcal{X}_{1:T}) = \text{mat}_1 \left(\sum_{t=h+1}^T \frac{\text{mat}_k(\mathcal{X}_{t-h}) \text{mat}_k^\top(\mathcal{X}_t)}{T-h}, h = 1, \dots, h_0 \right),$$

which replaces the tensor product in $\text{mat}_1(\text{TOPUP}_k(\mathcal{X}_{1:T}))$ by the inner product. Let

$$\widehat{W}_k^* = \widehat{W}_k^*(\mathcal{X}_{1:T}) := (\text{TIPUP}_k(\mathcal{X}_{1:T}))(\text{TIPUP}_k(\mathcal{X}_{1:T}))^\top.$$

(III and IV) iTOPUP and iTIPUP: [Han et al. \(2020\)](#) proposed an iterative procedure to estimate $U_k, k = 1, \dots, K$ in (5), based on either TOPUP or TIPUP procedure. Briefly, at i -th iteration, suppose we have obtained an estimate of the ranks $\widehat{r}_k^{(i-1)}$ ($k = 1, \dots, K$) and their corresponding $\widehat{U}_{k, \widehat{r}_k^{(i-1)}}^{(i-1)}$ at $(i-1)$ -th iteration, we calculate the orthogonal projections of $\mathcal{X}_t, 1 \leq t \leq T$, to obtain

$$\mathcal{Z}_{k,t}^{(i)} = \mathcal{X}_t \times_1 (\widehat{U}_{1, \widehat{r}_1^{(i)}}^{(i)})^\top \times_2 \dots \times_{k-1} (\widehat{U}_{k-1, \widehat{r}_{k-1}^{(i)}}^{(i)})^\top \times_{k+1} (\widehat{U}_{k+1, \widehat{r}_{k+1}^{(i-1)}}^{(i-1)})^\top \times_{k+2} \dots \times_K (\widehat{U}_{K, \widehat{r}_K^{(i-1)}}^{(i-1)})^\top. \quad (6)$$

Note that $\mathcal{Z}_{k,t}^{(i)}$ uses projection of \mathcal{X}_t on all modes, except mode- k . The initial ranks $\widehat{r}_k^{(0)}$ ($k = 1, \dots, K$) and their corresponding $\widehat{U}_{k, \widehat{r}_k^{(0)}}^{(0)}$ can be obtained

Estimation method used	IC	ER
non-iterative TOPUP	$\hat{r}_k(\text{IC}) = \hat{r}_k^{(0)}(\text{IC}) = \text{IC}(\widehat{W}_k)$	$\hat{r}_k(\text{ER}) = \hat{r}_k^{(0)}(\text{ER}) = \text{ER}(\widehat{W}_k)$
non-iterative TIPUP	$\hat{r}_k^*(\text{IC}) = \hat{r}_k^{*(0)}(\text{IC}) = \text{IC}(\widehat{W}_k^*)$	$\hat{r}_k^*(\text{ER}) = \hat{r}_k^{*(0)}(\text{ER}) = \text{ER}(\widehat{W}_k^*)$
i -th iteration of iTOPUP	$\hat{r}_k^{(i)}(\text{IC}) = \text{IC}(\widehat{W}_k^{(i)})$	$\hat{r}_k^{(i)}(\text{ER}) = \text{ER}(\widehat{W}_k^{(i)})$
i -th iteration of iTIPUP	$\hat{r}_k^{*(i)}(\text{IC}) = \text{IC}(\widehat{W}_k^{*(i)})$	$\hat{r}_k^{*(i)}(\text{ER}) = \text{ER}(\widehat{W}_k^{*(i)})$

TABLE 1
Estimation criteria

through the non-iterative TOPUP and TIPUP procedure. Let $\mathcal{Z}_{k,1:T}^{(i)} = (\mathcal{Z}_{k,1}^{(i)}, \dots, \mathcal{Z}_{k,T}^{(i)})$, and define

$$\begin{aligned}\widehat{W}_k^{(i)} &= \widehat{W}_k(\mathcal{Z}_{k,1:T}^{(i)}) := \text{TOPUP}_k(\mathcal{Z}_{k,1:T}^{(i)})(\text{TOPUP}_k(\mathcal{Z}_{k,1:T}^{(i)}))^\top, \\ \widehat{W}_k^{*(i)} &= \widehat{W}_k^*(\mathcal{Z}_{k,1:T}^{(i)}) := \text{TIPUP}_k(\mathcal{Z}_{k,1:T}^{(i)})(\text{TIPUP}_k(\mathcal{Z}_{k,1:T}^{(i)}))^\top.\end{aligned}$$

The iterative procedure is motivated by the observation that $\mathcal{Z}_{k,t}^{(j)}$ is a $r_1 \dots r_{k-1} d_k r_{k+1} \dots r_K$ tensor, much smaller than \mathcal{X}_t , which is $d_1 \dots d_K$ tensor. Hence A_k can be estimated more accurately if all $A_j (j \neq k)$ are given in advance or can be estimated accurately, since the convergence rate now depends on $(d_k/r_k) \prod_{i=1}^K r_i$ rather than $\prod_{i=1}^K d_i$.

The IC and ER estimators are constructed by replacing \widehat{W} in (1) and (2) with \widehat{W}_k , \widehat{W}_k^* , $\widehat{W}_k^{(i)}$ and $\widehat{W}_k^{*(i)}$. This yields eight different criteria, summarized in Table 1. Again, we use the same names of the procedures as that in [Chen, Yang and Zhang \(2021\)](#) and [Han et al. \(2020\)](#) to represent the various constructions of \widehat{W} . For the iterative procedures, we start with an initial rank estimate $r_k^{(0)}$, $k = 1, \dots, K$ and estimate the ranks through iteration until convergence. See remark below for setting the initial ranks and the stopping criteria.

Remark 5. In our theories, we fix m^* in (1) and (2) as a finite constant. However, in practice, we may use, for example, $m^* = p/2$. We do not recommend to extend the search up to p , as the minimum eigenvalue is likely to be practically 0, especially when T is small and d_k is large.

The choice of the penalty function $G(\cdot)$ and $H(\cdot)$: Both criteria essentially try to distinguish the smallest (true) non-zero eigenvalue from the true zero eigenvalue using noisy estimators of the eigenvalues. Hence the penalty function is closely related to the amount of error in the eigenvalue estimation and the strength of the smallest (true) non-zero eigenvalue. We consider the following

penalty functions $G(\cdot) = g_k(d, T)$:

$$\begin{aligned} g_{k,1}(d, T) &= \frac{h_0 d^{2-2\nu}}{T} \log\left(\frac{dT}{d+T}\right), & g_{k,2}(d, T) &= h_0 d^{2-2\nu} \left(\frac{1}{T} + \frac{1}{d}\right) \log\left(\frac{dT}{d+T}\right), \\ g_{k,3}(d, T) &= \frac{h_0 d^{2-2\nu}}{T} \log(\min\{d, T\}), & g_{k,4}(d, T) &= h_0 d^{2-2\nu} \left(\frac{1}{T} + \frac{1}{d}\right) \log(\min\{d, T\}), \\ g_{k,5}(d, T) &= h_0 d^{2-2\nu} \left(\frac{1}{T} + \frac{1}{d}\right) \log(\min\{d_k, T\}), \end{aligned} \quad (7)$$

where $d = \prod_{k=1}^K d_k$ and ν is a tuning parameter. Ideally ν should be chosen to be the strength of the weakest factor (see Assumption IV in Section 4.1), though in practice we usually do not know its precise value. A more thorough discussion on this issue will be given later in Remark 10. Note that only $g_{k,5}$ involves k .

For the eigen-ratio criterion, we consider the following penalty function $H(\cdot) = h_k(d, T)$:

$$\begin{aligned} h_{k,1}(d, T) &= c_0 h_0, & h_{k,2}(d, T) &= \frac{h_0 d^2}{T^2}, & h_{k,3}(d, T) &= \frac{h_0 d^2}{T^2 d_k^2} \\ h_{k,4}(d, T) &= \frac{h_0 d^2}{T^2 d_k^2} + \frac{h_0 d_k^2}{T^2}, & h_{k,5}(d, T) &= \frac{h_0 d^2}{T^2 d_k} + \frac{h_0 d d_k}{T^2}. \end{aligned} \quad (8)$$

where c_0 is a small constant, e.g. $c_0 = 0.1$. Note that the penalty functions scale with h_0 , because the strength of divergent eigenvalues increases with h_0 . Our theoretical analysis indicates that a better penalty function $H(\cdot)$ should also involve the strengths of the factors, similar to $G(\cdot)$. However, the function $G(\cdot)$ has a much wider allowable range, and in most of the situations a simple constant function $h_{k,1}$ is sufficient. A more detailed discussion will be given later in Remark 10.

More considerations of the iterative procedure: The non-iterative procedures estimate r_k ($k = 1, \dots, K$) individually. The accuracy of \hat{r}_k does not depend on the accuracy of the estimation of the ranks in other directions. On the other hand, the iterative procedures estimate all the ranks simultaneously, hence the accuracy of estimated rank in one direction depends on that in all other directions. The iterative algorithm improves the estimation accuracy of the eigenvalues and the principal subspace because the projected tensor $\mathcal{Z}_{k,t}^{(i)}$ in (6) is of lower dimensional than \mathcal{X}_t . Figure 1 numerically shows that the iterative algorithms improve the accuracy of estimated true zero eigenvalues over the non-iterative algorithms. In iterative algorithms, one would need to specify all the ranks $\hat{r}_k^{(i)}$ ($k = 1, \dots, K$) in each iteration. Intuitively, an overestimated $\hat{r}_k^{(i)} > r_k$ would still produce consistent estimators, since the non-iterative procedure, using $\hat{r}_k^{(i)} = d_k$ for all other directions, is consistent. Our theoretical results shown later confirm that, if $\hat{r}_k^{(i-1)}$ used is larger than the true r_k , the iterative algorithm warrant the consistency of the IC and ER estimators at i -th iteration. However, an underestimated $\hat{r}_k^{(i)} < r_k$ would potentially result in loss of signal

strength hence negatively impacting the estimation in other dimensions. A precise quantification of the impact requires a more detailed investigation. But the numerical studies show that for iteration $i > 1$, the performance is relative robust by using the order obtained by the IC or ER criteria. This is partially due to the theoretical justification that, for fixed ranks r_k , iterative algorithm only needs one iteration to achieve the ideal convergence rate for the estimation of the eigenvalues (see Theorem 2 later). In fact, if one has a priori information about a possible maximum (fixed) ranks of the core factor process, one could use such ranks in the iterative algorithms accordingly.

For iTOPUP procedure, we use $\hat{r}_k^{(i)} = \hat{r}_k^{(i)}(\text{IC})$ or $\hat{r}_k^{(i)} = \hat{r}_k^{(i)}(\text{ER})$ after the initial iteration $i \geq 1$. However, one needs to use a more conservative estimator of the rank for the initial step since $\hat{r}_k^{(0)}(\text{IC})$ and $\hat{r}_k^{(0)}(\text{ER})$ tend to be inaccurate. We suggest to use $\hat{r}_k^{(0)} = \min\{2\hat{r}_k^{(0)}(\text{IC}), \hat{r}_k^{(0)}(\text{IC}) + 3\}$ or $\hat{r}_k^{(0)} = \min\{2\hat{r}_k^{(0)}(\text{ER}), \hat{r}_k^{(0)}(\text{ER}) + 3\}$ by default, unless one has prior knowledge of the number of the factors. iTIPUP procedure is similar. Although it is safer to use larger initial ranks $r_k^{(0)}$, it is often not necessary to be extremely conservative, as the initial loss of signal strength of using a rank too small can be corrected later through iterations.

In the iterative algorithms, iteration is not stopped until the convergence of both the rank estimators and the loading space estimators. Theoretical properties in Section 4 only state consistency results in each iteration step. This stopping rule is mainly suggested by simulation study. In practice, we may stop the algorithm when the estimated number of factors in current iteration is the same as that in previous iteration.

3.3. Some discussions

Remark 6. When the means of the factor processes deviate from zeros by a large margin, there is often one or several dominating factors corresponding to these non-zero means, as observed by Brown (1989), while the factors associated with the covariances become weak factors and are more difficult to identify. Assuming that the factor tensor process does not change its dimension after the deterministic means are removed, i.e. the factor tensor process is not a constant in any of its dimensions, then one should always demean the data in practice for the determination of the dimension of the factors, though not necessary for the estimation of the loading spaces, as shown by Chen and Fan (2021) that aggregating the first and second moments of the data may improve the estimation accuracy of the factor loading matrices.

Remark 7. When some $r_k = 1$, although the factor process has a reduced number of tensor modes, the proposed IC and ER methods should work well in identifying $r_k = 1$ cases. If there is no factor structure ($r_1 = \dots = r_K = 0$), the proposed IC methods still can select the zero rank. But the ER methods need a slight modification, by constructing a new mock eigenvalue $\hat{\lambda}_{k,0}$ using the rate of the spiked eigenvalues. In the current paper, we focus on the case

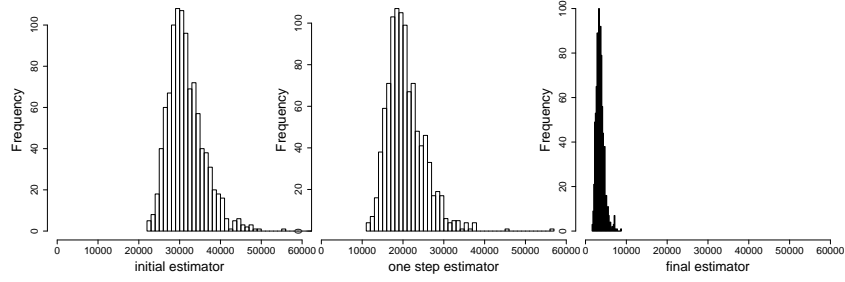
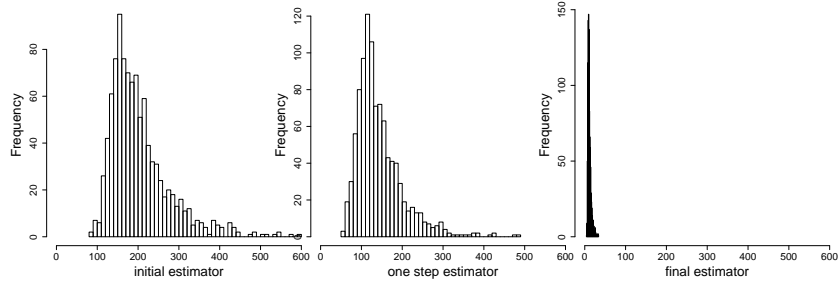
(a) Eigenvalues of TOPUP related methods for $k = 1$ (b) Eigenvalues of TIPUP related methods for $k = 1$

FIG 1. Histogram of 6th largest estimated eigenvalue for the row factor ($k = 1$) in Model M2 (see Section 5) with $T = 200$ and $d_1 = d_2 = 40$ for initial estimator, one step estimator and final estimator over 1000 replications. The true value is 0.

that r_k is fixed and d_k diverges. If $r_k = d_k$ along one (or even all) dimension(s), the theoretical results in Section 4 can be extended. In this case we will need to modify the IC and ER methods using the developed convergence rates of zero eigenvalues.

Remark 8 (Improved penalization for IC approaches). The information criterion (1) has the property, exploited by Hallin and Liška (2007) in the context of dynamic factor models, that a penalty function $G(\cdot) = g_k(d, T)$ leads to a consistent estimate of r_k if and only if $cg_k(d, T)$ does, where c is an arbitrary positive real number. Thus, multiplying the penalty by c has no influence on the asymptotic performance of the identification method. However, for given finite d and T , the value of a penalty function $g_k(d, T)$ satisfying (1) can be arbitrarily small or arbitrarily large, and this indeterminacy can affect the actual result quite dramatically. The procedures in Hallin and Liška (2007) and Alessi, Barigozzi and Capasso (2010) can also be used in tensor factor model to robustify the IC approach with an empirically optimal choice of c .

Specifically, following Hallin and Liška (2007) and Alessi, Barigozzi and Capasso (2010), we generate a sequence of subsamples of sizes $(d_{1,j}, \dots, d_{K,j}, T_j)$

with $j = 0, \dots, J$ such that $d_{k,0} = 0 < d_{k,1} < d_{k,2} < \dots < d_{k,J} = d_k$ and $T_0 = 0 < T_1 \leq T_2 \leq \dots \leq T_J = T$, where d_k is the original data dimension of tensor mode k and T is the original sample size, $1 \leq k \leq K$. For any j , we obtain an estimated rank $\hat{r}_{k,c,j}$ of r_k , which is a non-increasing function of c . Assume $r_k > 0$. The behavior of $\hat{r}_{k,c,j}$, as a function of j , is different for different values of c . If $c > 0$ and small, in practice, as j increases, $\hat{r}_{k,c,j}$ would increase to the maximum rank m^* considered in (1), and we tends to overestimate r_k . On the other hand, when c is very large, $\hat{r}_{k,c,j}$ tends to zero for any j , and r_k is underestimated. Due to the monotonicity of $\hat{r}_{k,c,j}$ as a function of c , there must exist a range of “moderate” values of c such that $\hat{r}_{k,c,j}$ is a stable function of the subsample size $(d_{1,j}, \dots, d_{K,j}, T_j)$. The stability can be measured by the empirical variance of $\hat{r}_{k,c,j}$ as a function of j ,

$$S_{k,c} = \frac{1}{J} \sum_{j=1}^J \left(\hat{r}_{k,c,j} - \frac{1}{J} \sum_{j=1}^J \hat{r}_{k,c,j} \right)^2.$$

The optimal c is then chosen to minimizes $S_{k,c}$.

4. Assumptions and Asymptotic Properties

4.1. Assumptions and notation

We introduce some notations first. Let $d = \prod_{k=1}^K d_k$ and $d_{-k} = d/d_k$. For a matrix $A = (a_{ij}) \in \mathbb{R}^{m \times n}$, write the SVD as $A = U \Sigma V^\top$, where $\Sigma = \text{diag}(\sigma_1(A), \sigma_2(A), \dots, \sigma_{\min\{m,n\}}(A))$, with the singular values $\sigma_1(A) \geq \sigma_2(A) \geq \dots \geq \sigma_{\min\{m,n\}}(A) \geq 0$ in descending order. The matrix Frobenius norm can be denoted as $\|A\|_F = (\sum_{ij} a_{ij}^2)^{1/2} = (\sum_{i=1}^{\min\{m,n\}} \sigma_i^2(A))^{1/2}$. Define the spectral norm

$$\|A\|_2 = \max_{\|x\|_2=1, \|y\|_2=1} \|x^\top A y\|_2 = \sigma_1(A).$$

The tensor Hilbert Schmidt norm for a tensor $\mathcal{A} \in \mathbb{R}^{m_1 \times m_2 \times \dots \times m_K}$ is defined as

$$\|\mathcal{A}\|_{\text{HS}} = \sqrt{\sum_{i_1=1}^{m_1} \dots \sum_{i_K=1}^{m_K} (\mathcal{A})_{i_1, \dots, i_K}^2}.$$

Define the tensor operator norm for an order-4 tensor $\mathcal{A} \in \mathbb{R}^{m_1 \times m_2 \times m_3 \times m_4}$,

$$\|\mathcal{A}\|_{\text{op}} = \max \left\{ \sum_{i_1, i_2, i_3, i_4} u_{i_1, i_2} \cdot u_{i_3, i_4} \cdot (\mathcal{A})_{i_1, i_2, i_3, i_4} : \|U_1\|_F = \|U_2\|_F = 1 \right\},$$

where $U_1 = (u_{i_1, i_2}) \in \mathbb{R}^{m_1 \times m_2}$ and $U_2 = (u_{i_3, i_4}) \in \mathbb{R}^{m_3 \times m_4}$. Define order-4 tensors

$$\begin{aligned}\Theta_{k,h} &= \sum_{t=h+1}^T \frac{\text{mat}_k(\mathcal{M}_{t-h}) \otimes \text{mat}_k(\mathcal{M}_t)}{T-h} \in \mathbb{R}^{d_k \times d_{-k} \times d_k \times d_{-k}}, \\ \Phi_{k,h} &= \sum_{t=h+1}^T \frac{\text{mat}_k(\mathcal{F}_{t-h}) \otimes \text{mat}_k(\mathcal{F}_t)}{T-h} \in \mathbb{R}^{r_k \times r_{-k} \times r_k \times r_{-k}}, \\ \Phi_{k,h}^{(\text{cano})} &= \sum_{t=h+1}^T \frac{\text{mat}_k(\mathcal{M}_{t-h} \times_{k=1}^K U_k^\top) \otimes \text{mat}_k(\mathcal{M}_{t-h} \times_{k=1}^K U_k^\top)}{T-h} \in \mathbb{R}^{r_k \times r_{-k} \times r_k \times r_{-k}},\end{aligned}$$

where \otimes is the tensor product and U_k is from the SVD form of $A_k = U_k \Lambda_k V_k^\top$. We view $\Phi_{k,h}^{(\text{cano})}$ as the canonical version of the auto-covariance of the factor process. Similarly define

$$\begin{aligned}\Theta_{k,h}^* &= \sum_{t=h+1}^T \frac{\text{mat}_k(\mathcal{M}_{t-h}) \text{mat}_k^\top(\mathcal{M}_t)}{T-h} \in \mathbb{R}^{d_k \times d_k}, \\ \Phi_{k,h}^* &= \sum_{t=h+1}^T \frac{\text{mat}_k(\mathcal{F}_{t-h}) \text{mat}_k^\top(\mathcal{F}_t)}{T-h} \in \mathbb{R}^{r_k \times r_k}, \\ \Phi_{k,h}^{*(\text{cano})} &= U_k^\top \Theta_{k,h}^* U_k = \sum_{t=h+1}^T \frac{\text{mat}_k(\mathcal{M}_{t-h} \times_{k=1}^K U_k^\top) \text{mat}_k^\top(\mathcal{M}_t \times_{k=1}^K U_k^\top)}{T-h} \in \mathbb{R}^{r_k \times r_k}.\end{aligned}$$

Write $\Phi_{k,1:h_0} = (\Phi_{k,h}, h = 1, \dots, h_0)$ and $\Phi_{k,1:h_0}^* = (\Phi_{k,h}^*, h = 1, \dots, h_0)$. Denote $\bar{\mathbb{E}}(\cdot) = \mathbb{E}(\cdot | \{\mathcal{F}_1, \dots, \mathcal{F}_T\})$. Let $\tau_{k,m}$ be the m -th largest singular value of $\bar{\mathbb{E}}(\text{TOPUP}_k(\mathcal{X}_{1:T}))$,

$$\tau_{k,m} = \sigma_m(\bar{\mathbb{E}}(\text{TOPUP}_k(\mathcal{X}_{1:T}))) = \sigma_m(\text{mat}_1(\Theta_{k,1:h_0})).$$

Similarly, let

$$\tau_{k,m}^* = \sigma_m(\bar{\mathbb{E}}(\text{TIPUP}_k(\mathcal{X}_{1:T}))) = \sigma_m(\text{mat}_1(\Theta_{k,1:h_0}^*)).$$

For simplicity, we write $U_k = U_{k,r_k}$ and $\hat{U}_k = \hat{U}_{k,r_k}$.

To facilitate consistency properties of the proposed procedures, we impose the following assumptions.

Assumption I. The error process \mathcal{E}_t are independent Gaussian tensors, condition on the factor process $\{\mathcal{F}_t, t \in \mathbb{Z}\}$. In addition, there exists some constant $\sigma > 0$, such that

$$\bar{\mathbb{E}}(u^\top \text{vec}(\mathcal{E}_t))^2 \leq \sigma^2 \|u\|_2^2, \quad u \in \mathbb{R}^d.$$

Assumption II. Assume the factor process \mathcal{F}_t satisfies the strong α -mixing condition such that

$$\alpha(h) \leq \exp(-c_0 h^{\theta_1}) \quad (9)$$

for some constant $c_0 > 0$ and $0 < \theta_1 \leq 1$, where

$$\alpha(h) = \sup_t \left\{ \left| \mathbb{P}(A \cap B) - \mathbb{P}(A)\mathbb{P}(B) \right| : A \in \sigma(\mathcal{F}_s, s \leq t), B \in \sigma(\mathcal{F}_s, s \geq t+h) \right\}.$$

Assumption III. For any $u_k \in \mathbb{R}^{r_k}$ with $\|u_k\|_2 = 1$ and $1 \leq k \leq K$,

$$\max_t \mathbb{P}(|\mathcal{F}_t \times_1 u_1 \times_2 \cdots \times_K u_K| \geq x) \leq c_1 \exp \{-c_2 x^{\theta_2}\}, \quad (10)$$

where c_1, c_2 are some positive constants and $0 < \theta_2 \leq 2$.

Assumption IV. Assume r_1, \dots, r_K are fixed. There exist some constants δ_0, δ_1 with $0 \leq \delta_0 \leq \delta_1 \leq 1$, such that $\|A_k\|_2 \asymp d_k^{(1-\delta_0)/2}$ and $\sigma_{r_k}(A_k) \asymp d_k^{(1-\delta_1)/2}$ for all $1 \leq k \leq K$.

Assumption V. Assume that h_0 is fixed, and

- (a) (TOPUP related): $\mathbb{E}[\text{mat}_1(\Phi_{k,1:h_0})]$ is of rank r_k for $1 \leq k \leq K$.
- (b) (TIPUP related): $\mathbb{E}[\text{mat}_1(\Phi_{k,1:h_0}^{*(\text{cano})})]$ is of rank r_k for $1 \leq k \leq K$.

Assumption I is the same assumption used in [Chen, Yang and Zhang \(2021\)](#) and [Han et al. \(2020\)](#). This assumption corresponds to the white noise assumption of [Lam, Yao and Bathia \(2011\)](#), [Lam and Yao \(2012\)](#). It allows substantial contemporaneous correlation among the entries of \mathcal{E}_t . Note that the normality assumption, which ensures fast convergence rates in our analysis, is imposed for technical convenience. In fact we only need to impose the sub-Gaussian condition. Assumption II allows a very general class of time series models, including causal ARMA processes with continuously distributed innovations; see also [Bradley \(2005\)](#), [Fan and Yao \(2003\)](#), [Rosenblatt \(2012\)](#), [Tong \(1990\)](#), [Tsay \(2005\)](#), [Tsay and Chen \(2018\)](#), among others. The restriction $\theta_1 \leq 1$ is introduced only for presentation convenience. Assumption III requires that the tail probability of any orthonormal projection of \mathcal{F}_t decay exponentially fast. In particular, when $\theta_2 = 2$, \mathcal{F}_t is sub-Gaussian.

Assumption IV is similar to the signal strength condition of [Lam and Yao \(2012\)](#), and the pervasive condition on the factor loadings (e.g., [Stock and Watson \(2002\)](#) and [Bai \(2003\)](#)). It plays a key role in identifying the common factors and idiosyncratic noises in (4). Indices δ_0, δ_1 are measures of the strength of factors, or the rate of signal strength growth as the dimension d_k grows. When $\delta_0 = \delta_1 = 0$, the factors are called strong factors; otherwise, the factors are called weak factors. In particular, δ_0 represents the strength of the strongest factors and δ_1 the strength of the weakest factors.

Remark 9 (Signal cancellation). Assumption V guarantees that there is no redundant tensor direction in \mathcal{F}_t when combined with A_k 's. It is related to certain signal cancellation phenomenon which is rare for TOPUP procedures but may occur among TIPUP related procedures. Consider the case of $k = 1$ and $K = 2$. We write the factor process in the canonical form as $\mathcal{F}_t^{(\text{cano})} = U_1^\top \mathcal{M}_t U_2 = (f_{i,j,t}^*)_{d_1 \times d_2}$, and $\phi_{i_1,j_1,i_2,j_2,h}^{(\text{cano})} = \sum_{t=h+1}^T f_{i_1,j_1,t-h}^* f_{i_2,j_2,t}^* / (T-h)$ as the time average cross product between fibers $f_{i_1,j_1,1:T}^*$ and $f_{i_2,j_2,1:T}^*$ of the

factor process (in canonical form). Then $\|\Theta_{1,h}\|_{\text{HS}}^2 = \sum_{i_1,j_1,i_2,j_2} (\phi_{i_1,j_1,i_2,j_2,h}^{(\text{cano})})^2$ and $\|\Theta_{1,h}^*\|_{\text{F}}^2 = \|\Phi_k^{*(\text{cano})}\|_{\text{F}}^2 = \sum_{i_1,i_2} (\sum_{j=1}^{r_2} \phi_{i_1,j,i_2,j,h}^{(\text{cano})})^2$. Note that the summation $\sum_{j=1}^{r_2} \phi_{i_1,j,i_2,j,h}^{(\text{cano})}$ is subject to potential cancellation among its terms for $h > 0$. In the extreme cases, $\mathbb{E}[\text{mat}_1(\Phi_{k,1:h_0}^{*(\text{cano})})]$ may not have full rank r_k and thus the signal strength τ_{k,r_k}^* can be much smaller than the order $d^{1-\delta_1}$. In Assumption V(b), we rule out the possibility of such severe signal cancellation. In practice, Han et al. (2020) suggest to examine the patterns of the estimated singular values under different lag h values. If there is no severe signal cancellation, we would expect that the pattern of $h_0^{-1/2} \tau_{k,r_k,h_0}$ would be similar to that of $h_0^{-1/2} \tau_{k,r_k,h_0}^*$ under different h_0 . Here we emphasize that τ_{k,r_k,h_0} and τ_{k,r_k,h_0}^* depend on h_0 , though in other places when h_0 is fixed we will omit h_0 in the notation. Severe signal cancellation would make the patterns different, since $h_0^{-1/2} \tau_{k,r_k,h_0}^*$ suffers signal cancellation but $h_0^{-1/2} \tau_{k,r_k,h_0}$ does not. See the discussion in Han et al. (2020). On the other hand, Assumption V(a) is sufficient to guarantee that $\mathbb{E}[\Theta_{k,1:h_0}]$ and A_k have the same rank r_k .

Instead of Assumptions II to V, Chen, Yang and Zhang (2021) and Han et al. (2020) imposed conditions on $\|\Theta_{k,0}\|_{\text{op}}$, $\|\Theta_{k,0}^*\|_2$, τ_{k,r_k} and τ_{k,r_k}^* in order to allow r_k to increase with d_k . The following proposition establishes a connection between these two types of assumptions when the rank r_k is fixed.

Proposition 2. *Suppose that Assumptions I to V hold. Let $1/\vartheta = 1/\theta_1 + 2/\theta_2$. Then, in an event Ω_0 with probability at least $1 - T \exp(-C_1 T^\vartheta) - \exp(-C_2 T)$,*

$$\|\Theta_{k,0}\|_{\text{op}} \asymp \|\Theta_{k,0}^*\|_2 \asymp d^{1-\delta_0} \quad \text{and} \quad \tau_{k,r_k} \asymp \tau_{k,r_k}^* \asymp d^{1-\delta_1},$$

where $C_1, C_2 > 0$.

4.2. Theoretical properties for IC and ER estimators

In this section, we shall present theoretical properties of the IC and ER estimators using non-iterative TOPUP, non-iterative TIPUP, iTOPUP and iTIPUP. We first introduce some quantities related to the estimation errors of the estimated eigenvalues of the four different methods. For non-iterative TOPUP, define

$$\beta_k = (d^2 d_k^{-1} + d^{3/2-3\delta_0/2+\delta_1} + d_k^{1/2} d^{3/2-2\delta_0+\delta_1} + d_k d^{1-\delta_0}) T^{-1}, \quad (11)$$

$$\gamma_k = d^{3/2-3\delta_0/2} T^{-1/2} + (d^{2-\delta_0} + d^2 d_k^{-1} + d^{3/2-3\delta_0/2+\delta_1} + d_k^{1/2} d^{3/2-2\delta_0+\delta_1}) T^{-1}, \quad (12)$$

For non-iterative TIPUP, define

$$\beta_k^* = (d^{1-\delta_0+\delta_1} + d_k d^{1-2\delta_0+\delta_1}) T^{-1}, \quad (13)$$

$$\gamma_k^* = (d^{3/2-3\delta_0/2} + d^{3/2-\delta_0} d_k^{-1/2}) T^{-1/2} + (d^{1-\delta_0+\delta_1} + d_k d^{1-2\delta_0+\delta_1}) T^{-1}, \quad (14)$$

Similarly, we use $\tilde{\beta}_k$, $\tilde{\gamma}_k$ and $\tilde{\beta}_k^*$, $\tilde{\gamma}_k^*$ for iTOPUP and iTIPUP, respectively, where

$$\tilde{\beta}_k = (d_k d^{1-\delta_0/2} + d_k d^{1-2\delta_0+\delta_1}) T^{-1}, \quad (15)$$

$$\tilde{\gamma}_k = d^{3/2-3\delta_0/2} T^{-1/2} + d_k d^{1-2\delta_0+\delta_1} T^{-1}, \quad (16)$$

$$\tilde{\beta}_k^* = d_k d^{1-2\delta_0+\delta_1} T^{-1}, \quad (17)$$

$$\tilde{\gamma}_k^* = d^{3/2-3\delta_0/2} T^{-1/2} + d_k d^{1-2\delta_0+\delta_1} T^{-1}. \quad (18)$$

It is clear that β_k , γ_k , β_k^* and γ_k^* dominate $\tilde{\beta}_k$, $\tilde{\gamma}_k$, $\tilde{\beta}_k^*$ and $\tilde{\gamma}_k^*$, respectively. Actually, β_k and γ_k (resp. β_k^* , γ_k^* , or $\tilde{\beta}_k$, $\tilde{\gamma}_k$, or $\tilde{\beta}_k^*$, $\tilde{\gamma}_k^*$) correspond to the β_n and γ_n sequence in Proposition 1.

We impose the following set of conditions to ensure that the estimation error of the divergent eigenvalue is much smaller than the true smallest non-zero eigenvalue, and the estimation error of the zero eigenvalues is relatively small. The γ 's above are part of the estimation errors of the divergent eigenvalues, and the β 's are the estimation errors of the (true) zero eigenvalues, for the four different estimation method. Note that $d^{2-2\delta_1}$ is the growth rate of the smallest non-zero eigenvalues corresponding to the weakest factors. See also Theorem 2 below.

Assumption VI (Rate condition).

- (a) $\max_{1 \leq k \leq K} \{a_k\} = o(d^{2-2\delta_1})$
- (b) $\max_{1 \leq k \leq K} \{b_k\} = o(d^{2+2\delta_0-4\delta_1})$,

The sequences a_k and b_k will be one of the γ_k and β_k sequences defined above, respectively, based on the estimators.

We will impose the following sufficient conditions on the penalty function $g_k(\cdot)$ and $h_k(\cdot)$.

Assumption VII (Sufficient condition on the penalty functions).

- (a) $b_k \prec \min_k \{g_k(d, T)\} \leq \max_k \{g_k(d, T)\} \prec d^{2-2\delta_1}$,
- (b) $d^{2\delta_1-2} b_k^2 \ll \min_k \{h_k(d, T)\} \leq \max_k \{h_k(d, T)\} \ll d^{2+2\delta_0-4\delta_1}$,

where $\varpi_n \prec \varrho_n$ indicates that there is a constant C such that $\varpi_n < C\varrho_n$ uniformly, and $\varpi_n \ll \varrho_n$ indicates $\varpi_n = o(\varrho_n)$. The sequence b_k will be specified for different estimators.

Remark 10 (Penalty functions). The penalty functions g_k and h_k enter the consistency theorem below through Assumption VII. They do not have direct impact on the convergence rate of the rank estimators, as long as the condition is satisfied. Indirectly their choice interacts with the required sample size T and dimension d . Roughly speaking, Assumption VII(a) dictates that the penalty $g_k(d, T)$ should be less than the smallest diverging eigenvalue, but large enough to correctly truncate the estimated true zero eigenvalues. The b_k sequence in the assumption is taken to be one of the β_k , β_k^* , $\tilde{\beta}_k$ and $\tilde{\beta}_k^*$ defined above, according to the procedure used. In practice we generally do not know the the factor

strengths δ_0 and δ_1 , hence may not always be able to specify a $g_k(d, T)$ that satisfies the condition. However, the range between the upper and lower bounds is quite wide in most of the cases, especially with the additional T^{-1} term in the lower bound. All of the suggested $g_k(d, T)$ listed in (7) satisfy the condition, if $\nu = \delta_1$. Our experiments shows that setting $\nu = 0$ in (7) is sufficient in most of the cases. Only when the true δ_1 is very large (extreme weak factors), the results become sensitive to the selection of ν . In such cases, a data driven procedure similar to that in Hallin and Liška (2007) for vector factor models may be used to estimate δ_1 . Its property for tensor factor model may need further investigation. One can also study the pattern of the rank estimates under different ν .

The condition imposed on the penalty function $h_k(d, T)$ in Assumption VII(b) is even weaker. The upper bound goes to infinity but the lower bound goes to zero, except when both δ_0 and δ_1 are large, and T is of smaller order than d . Hence in most of the cases a (small) constant function is sufficient. If r_k is the true rank, the function $h_k(d, T)$ is designed to adjust the ratio of eigenvalues $\hat{\lambda}_{k,j+1}/\hat{\lambda}_{k,j}$, $j > r_k$ to be bounded below and to be around 1 (as we add $h_k(d, T)$ on both the numerator and denominator) so that they do not accidentally be smaller than $\hat{\lambda}_{k,r_k+1}/\hat{\lambda}_{k,r_k}$ (a number that goes to 0). Hence intuitively we do not expect the impact of $h_k(d, T)$ to be large, which is confirmed by our empirical study. The suggested functions in (8) all satisfy the Assumption VII(b), except the extreme weak factor cases, for which the ER estimators do not perform well under any penalty function.

Assumption VII only provides broad guidance *asymptotically*. There is no general unique optimal penalty function. Note that if $g_k(d, T)$ is an appropriate penalty function, then $cg_k(d, T)$ is appropriate as well asymptotically. The same property holds for the approaches of Bai and Ng (2002, 2007), Amengual and Watson (2007), Hallin and Liška (2007) and Li, Li and Shi (2017). This creates potential problems in practice with given d and T . Under certain circumstances, the empirical performance of IC estimators may heavily depend on the threshold function chosen among many alternatives; see the discussion in Hallin and Liška (2007).

The following is a set of different sample size conditions for different settings. They ensure sufficiently large sample size T so that the non-iterative (true rank) factor loading space estimator based on TOPUP or TIPUP is consistent (for (a) and (b)), or has a relatively small error (for (c) and (d)).

Assumption VIII (Condition on the sample size).

- (a) $(d^{\delta_1 - \delta_0/2} + d^{\delta_1} d_k^{-1/2})T^{-1/2} = o(1)$, $1 \leq k \leq K$.
- (b) $(d_k^{1/2} d^{\delta_1 - \delta_0/2 - 1/2} + d^{\delta_1 - 1/2})T^{-1/2} = o(1)$, $1 \leq k \leq K$.
- (c) $(d^{\delta_1 - \delta_0/2} + d^{\delta_1} d_k^{-1/2})T^{-1/2} + d_k^{1/2} d^{\delta_1 - 1/2} T^{-1} \leq C$, $1 \leq k \leq K$.
- (d) $(d_k^{1/2} d^{3\delta_1 - 5\delta_0/2 - 1/2} + d^{3\delta_1 - 2\delta_0 - 1/2})T^{-1/2} \leq C$, $1 \leq k \leq K$.

		Assumptions					
IC Estimator	\hat{r}_k	Model (I)-(IV)	Rank (V)	Rate 1 (VI)(a)	Rate 2 (VI)(b)	Penalty $g_k(\cdot)$ (VII)(a)	Size (VIII)
TOPUP	$\hat{r}(IC)$	yes	(a)	$a_k = \gamma_k$	-	$b_k = \beta_k$	(a)
TIPUP	$\hat{r}^*(IC)$	yes	(b)	γ_k^*	-	β_k^*	(b)
iTOPUP	$\hat{r}^{(i)}(IC)$	yes	(a)	$\tilde{\gamma}_k$	-	$\tilde{\beta}_k$	(c)
iTIPUP	$\hat{r}^{*(i)}(IC)$	yes	(b)	$\tilde{\gamma}_k^*$	-	$\tilde{\beta}_k^*$	(d)
ER Estimator		Model (I)-(IV)	Rank (V)	Rate 1 (VI)(a)	Rate 2 (VI)(b)	Penalty $h_k(\cdot)$ (VII)(b)	Size (VIII)
TOPUP	$\hat{r}(ER)$	yes	(a)	$a_k = \gamma_k$	$b_k = \beta_k$	$b_k = \beta_k$	(a)
TIPUP	$\hat{r}^*(ER)$	yes	(b)	γ_k^*	β_k^*	β_k^*	(b)
iTOPUP	$\hat{r}^{(i)}(ER)$	yes	(a)	$\tilde{\gamma}_k$	$\tilde{\beta}_k$	$\tilde{\beta}_k$	(c)
iTIPUP	$\hat{r}^{*(i)}(ER)$	yes	(b)	$\tilde{\gamma}_k^*$	$\tilde{\beta}_k^*$	$\tilde{\beta}_k^*$	(d)

TABLE 2

Summary of conditions needed for Theorem 1

Theorem 1 presents the asymptotic properties of the IC and ER estimators in (1) and (2) based on non-iterative TOPUP, non-iterative TIPUP, iTOPUP and iTIPUP.

Theorem 1. Let $1/\vartheta = 1/\theta_1 + 2/\theta_2$ as in Proposition 2. For the various rank determination estimators, if their corresponding conditions listed in Table 2 hold, then

$$\mathbb{P}(\hat{r}_k = r_k, 1 \leq k \leq K) \geq 1 - \sum_{k=1}^K e^{-d_k} - T \exp(-C_1 T^\vartheta) - \exp(-C_2 T),$$

with $C_1, C_2 > 0$.

In addition to the consistency of the rank estimators, we also have the following more detailed properties of the estimated eigenvalues. Let $\hat{\lambda}_{k,j}$ be the eigenvalues of \widehat{W}_k (defined in Section 3.1) such that $\hat{\lambda}_{k,1} \geq \hat{\lambda}_{k,2} \geq \dots \geq \hat{\lambda}_{k,d_k}$, $1 \leq k \leq K$. Also let $\lambda_{k,j}$ be the eigenvalues of population version $\mathbb{E}W_k$ such that $\lambda_{k,1} \geq \dots \geq \lambda_{k,r_k} > \lambda_{k,r_k+1} = \dots = \lambda_{k,d_k} = 0$. Similarly, define $\hat{\lambda}_{k,j}^*$, $\lambda_{k,j}^*$, $\hat{\lambda}_{k,j}^{(i)}$, $\lambda_{k,j}^{(i)}$, $\hat{\lambda}_{k,j}^{*(i)}$ and $\lambda_{k,j}^{*(i)}$ as the eigenvalues of \widehat{W}_k^* , $\mathbb{E}W_k^*$, $\widehat{W}_k^{(i)}$, $\mathbb{E}W_k^{(i)}$, $\widehat{W}_k^{*(i)}$, $\mathbb{E}W_k^{*(i)}$, $i \geq 1$, respectively.

Theorem 2. Suppose the same conditions (I-V, VIII) in Theorem 1 hold. In an event with probability approaching 1 (as $T \rightarrow \infty$ and $d \rightarrow \infty$), the following holds.

(i). For estimating the true zero eigenvalues, we have, for $j \geq r_k$ and $i \geq 1$,

$$\hat{\lambda}_{k,j} = O(\beta_k), \quad \hat{\lambda}_{k,j}^* = O(\beta_k^*), \quad \hat{\lambda}_{k,j}^{(i)} = O(\tilde{\beta}_k), \quad \text{and} \quad \hat{\lambda}_{k,j}^{*(i)} = O(\tilde{\beta}_k^*)$$

(ii). For estimating the non-zero eigenvalues, we have, for all $1 \leq j \leq r_k$ and

$i \geq 1$,

$$\begin{aligned} |\hat{\lambda}_{k,j} - \lambda_{k,j}| &= O(T^{-1/2} d^{2+\delta_1-5\delta_0/2} + T^{-1/2} d_k^{-1/2} d^{2+\delta_1-2\delta_0} + \gamma_k), \\ |\hat{\lambda}_{k,j}^* - \lambda_{k,j}^*| &= O(T^{-1/2} d_k^{1/2} d^{3/2+\delta_1-5\delta_0/2} + T^{-1/2} d^{3/2+\delta_1-2\delta_0} + \gamma_k^*), \\ |\hat{\lambda}_{k,j}^{(i)} - \lambda_{k,j}^{(i)}| &= O(T^{-1/2} d_k^{1/2} d^{3/2+\delta_1-5\delta_0/2} + \tilde{\gamma}_k), \\ |\hat{\lambda}_{k,j}^{*(i)} - \lambda_{k,j}^{*(i)}| &= O(T^{-1/2} d_k^{1/2} d^{3/2+\delta_1-5\delta_0/2} + \tilde{\gamma}_k^*). \end{aligned}$$

Remark 11 (Strong factor cases). To illustrate the theorem, we consider the strong factor case $\delta_0 = \delta_1 = 0$. Here the quantities (11)-(18) can be simplified to

$$\begin{aligned} \beta_k &\asymp T^{-1} d_k^{-1} d^2 + T^{-1} d_k^{1/2} d^{3/2}, & \gamma_k &\asymp T^{-1} d^2 + T^{-1/2} d^{3/2}, \\ \beta_k^* &\asymp \tilde{\beta}_k \asymp \beta_k^* \asymp T^{-1} d_k d, & \gamma_k^* &\asymp \tilde{\gamma}_k \asymp \gamma_k^* \asymp T^{-1} d_k d + T^{-1/2} d^{3/2}. \end{aligned}$$

The sample size conditions in Assumption VIII all reduces to $T \rightarrow \infty$. And the penalty function conditions (Assumption VII) is equivalent to (a) $b_k \prec g_k(d, T) \prec d^2$, (b) $d^{-2} b_k^2 \ll h_k(d, T) \ll d^2$, $1 \leq k \leq K$. Thus, we shall expect similar performance for non-iterative TIPUP, iTOPUP and iTIPUP, but the non-iterative TOPUP may be worse.

Remark 12 (The vector factor models). Theorem 1 and 2 hold for vector factor models by setting $K = 1$ and $d = d_1$. In such a case, TOPUP is the same as TIPUP. More specifically, assuming all factors have the same strength ($\delta_0 = \delta_1$), a common assumption used in the literature, Theorem 2 reduces to $|\hat{\lambda}_{k,j} - \lambda_{k,j}| = O_{\mathbb{P}}(T^{-1/2} d^{2-3\delta_0/2})$ for $1 \leq j \leq r_1$ and $\hat{\lambda}_{k,j} = O_{\mathbb{P}}(T^{-1} d^{2-\delta_0})$ for $j > r_1$ for the vector factor model case. This is the same as the convergence rate of the estimated eigenvalues derived in Lam and Yao (2012), though our improved technical proof removed the restrictive conditions that $T = O(d)$ and all the non-zero eigenvalues are distinct. In addition, Theorem 1 provides the rate of convergence of the rank estimators.

Remark 13. Note that our model setting is different from that used in Bai and Ng (2002) and Hallin and Liška (2007) where covariance matrix or spectral density matrix are used, instead of the auto-co-moment we use here. It is possible to extend our approach to identify the number of factors in these models, by setting $h_0 = 0$ in the construction of \widehat{W} and using an extension of Proposition 1 discussed in Remark 3. The main difference is that, in our model and with auto-co-moments, we are trying to separate non-zero and zero eigenvalues in the underlying W , while in approximate factor model and $h_0 = 0$, one would be trying to separate spiked and non-spiked eigenvalues. Hence a detailed analysis of the corresponding γ_n and β_n in Proposition 1 will be needed.

Remark 14 (Sample size requirement comparison). The sample size required for the non-iterative estimators as shown in Assumptions VIII(a,b) is of higher order than that for the iterative estimators as in Assumptions VIII(c,d). This is because, when the true ranks are used, TOPUP and TIPUP require a larger sample size to consistently estimate the true loading spaces A_k than the iTOPUP

δ_0 condition	δ_1 condition	comparison
$\delta_0 > 1/K$	$\delta_1 \geq 3\delta_0/2$	$\tilde{\beta}_k^* \asymp \tilde{\beta}_k \ll \beta_k^* \ll \beta_k$
	$\delta_0/2 + 1/K < \delta_1 < 3\delta_0/2$	$\tilde{\beta}_k^* \ll \tilde{\beta}_k \ll \beta_k^* \ll \beta_k$
	$\delta_1 = \delta_0/2 + 1/K \geq \delta_0$	$\tilde{\beta}_k^* \ll \tilde{\beta}_k \asymp \beta_k^* \ll \beta_k$
	$\delta_0 \leq \delta_1 < \delta_0/2 + 1/K$	$\tilde{\beta}_k^* \ll \beta_k^* \ll \tilde{\beta}_k \ll \beta_k$
$\delta_0 \leq 1/K$	$\delta_1 \geq 3\delta_0/2$	$\tilde{\beta}_k^* \asymp \tilde{\beta}_k \asymp \beta_k^* \ll \beta_k$
	$\delta_1 < 3\delta_0/2$	$\tilde{\beta}_k^* \asymp \beta_k^* \ll \tilde{\beta}_k \ll \beta_k$

TABLE 3
Comparison of convergence rate for estimating the true zero eigenvalues

δ_0 condition	δ_1 and T condition	comparison
$\delta_0 > 1/K$	$d^{1+2\delta_0-1/K} + d^{2\delta_1-\delta_0+1/K} \prec T$	$\tilde{\gamma}_k^* \asymp \tilde{\gamma}_k \asymp \gamma_k \ll \gamma_k^*$
	$T \ll d^{1+2\delta_0-1/K}$ or $T \ll d^{2\delta_1-\delta_0+1/K}$	$\tilde{\gamma}_k^* \asymp \tilde{\gamma}_k \ll \gamma_k^* \ll \gamma_k$
$\delta_0 \leq 1/K$	$d^{1+2\delta_0} + d^{2\delta_1-\delta_0+1/K} \prec T$	$\tilde{\gamma}_k^* \asymp \tilde{\gamma}_k \asymp \gamma_k^* \asymp \gamma_k$
	$T \ll d^{1+2\delta_0}$ or $T \ll d^{2\delta_1-\delta_0+1/K}$	$\tilde{\gamma}_k^* \asymp \tilde{\gamma}_k \asymp \gamma_k^* \ll \gamma_k$

TABLE 4
Comparison of the γ 's in the convergence rate for estimating the true non-zero eigenvalues, under Assumption VIII(a)-(d).

and iTIPUP procedures which require only a sufficiently “good” initial estimator of the loading space, but not necessarily a consistent one (Han et al., 2020). Similarly, the required sample size condition for TIPUP in Assumption VIII(b) is much weaker than that for TOPUP in Assumption VIII(a). In this regard, iterative procedures are better than the non-iterative ones, and TIPUP based procedures are better than TOPUP based ones.

Remark 15 (Convergence rate comparison). The convergence rates of the estimated eigenvalues in the iterative methods are faster than that in the non-iterative methods, especially when there are weak factors in the model. Moreover, the rate of TIPUP related procedures is also faster than that of TOPUP related procedures. This can be seen by comparing $\beta_k, \gamma_k, \beta_k^*, \gamma_k^*$ with $\tilde{\beta}_k, \tilde{\gamma}_k, \tilde{\beta}_k^*, \tilde{\gamma}_k^*$.

For example, consider the case that all d_k are of the same order and $K > 1$. The following table shows the comparison of the convergence rate (β 's) of the estimated true zero eigenvalues, where \prec and \ll are defined in Assumption VII.

From Tables 3, it is clear that $\tilde{\beta}_k^*$ is always the smallest, and β_k is the largest. Similarly, Table 4 shows that $\tilde{\gamma}_k^*$ and $\tilde{\gamma}_k$ are always the smallest among these four γ 's.

For the IC estimators with a fixed penalty functions $g_k(d, T)$, a faster convergence rate of the eigenvalue estimators make the sufficient condition Assumption VII(a) easier to satisfy with smaller sample size T and/or dimension d_k , $1 \leq k \leq K$. Similarly, for the ER estimators, faster rates for estimating the true zero eigenvalue increase the gap between the estimated divergent eigenvalues and the estimated true zero eigenvalue, leading to better performance of the ER

estimators.

Combining the discussion in Remarks 14 and 15, we can conclude that in general the iterative procedures are better than the non-iterative ones and the TIPUP based procedures are better than the TOPUP ones, assuming no signal cancellation when TIPUP is used (see Remark 9).

5. Simulation Study

In this section, we compare the empirical performance of the proposed methods and their variants under various simulation setups. We consider the identification of the number of factors based on the non-iterative TIPUP and TOPUP methods (denoted as initial estimators), the one step iterative methods (denoted as one-step estimators) and the iterative procedures after convergence (denoted as final estimator). In the iterative algorithm, at i -th iteration ($i > 1$), we use the order obtained by the IC or ER criteria. Iteration is stopped when both the rank estimators and the loading space estimators converge. We also check the performance of different choices of penalty function $g_k(d, T)$ and $h_k(d, T)$. Specifically, we consider penalty functions (7) and (8), and denote them as IC1-IC5, ER1-ER5, respectively. The empirical performance of IC1-IC5 (resp. ER1-ER5) are very similar, thus we only present IC2 and ER1 in this section. The detailed comparison are shown in Appendix B.

The simulation study consists of three parts. The first part is designed to investigate the overall performance of our methods and their comparisons under models with different factor strength. As the strength of the weakest factors is unknown, we by default set $\nu = 0$ for all the penalty function $g_k(d, T)$ in (7). In the second part, we investigate the case in which some factors have a dominantly strong explanatory power. The third part is the case in which we use $\nu = \delta_1$ in (7) for all IC estimators, when some factors are weak. For each case, we compute the proportion of correct identification of the rank of the factor processes or the root mean squared errors (RMSEs) of the rank estimates from 1000 simulated data sets. In Section 5.4, we study the selection of the optimal constant c in IC criteria, using the method proposed in Remark 8.

The simulation uses the following matrix factor model:

$$X_t = A_1 F_t A_2^\top + E_t.$$

Here, E_t is white and is generated according to $E_t = \Psi_1^{1/2} Z_t \Psi_2^{1/2}$, where Ψ_1 , Ψ_2 are the column and row covariance matrices with the diagonal elements being 1 and all off diagonal elements being 0.2. All of the elements in the $d_1 \times d_2$ matrix Z_t are i.i.d $N(0, 1)$. This type of model of E_t has been proposed and studied in the literature, see, for example Hafner, Linton and Tang (2020), Hoff (2011), Linton and Tang (2020). The entries f_{ijt} in the factor matrix F_t were drawn from independent univariate AR(1) model $f_{ijt} = \phi_{ij} f_{ij(t-1)} + \epsilon_{ijt}$ with standard $N(0, 1)$ innovation.

5.1. Part I: Determining strong and weak factors, using $\nu = 0$ in $g_k(\cdot)$

In the first part, the following three models are studied:

- (M1). Set $r_1 = r_2 = 5$. The univariate f_{ijt} follows AR(1) with AR coefficient ϕ_{ij} , where

$$(\phi_{ij}) = \begin{pmatrix} 0.8 & 0.5 & 0.5 & 0.3 & 0.3 \\ 0.5 & 0.8 & 0.5 & 0.3 & 0.3 \\ 0.3 & 0.5 & 0.8 & 0.5 & 0.3 \\ 0.3 & 0.3 & 0.5 & 0.8 & 0.5 \\ 0.3 & 0.3 & 0.5 & 0.5 & 0.8 \end{pmatrix}; \quad (19)$$

All elements of A_1 and A_2 are i.i.d $N(0,1)$.

- (M2). Set $r_1 = r_2 = 5$. The univariate f_{ijt} follows AR(1) with AR coefficient ϕ_{ij} , where ϕ_{ij} is defined in (19). The elements of the first two columns of A_1 and A_2 are i.i.d $N(0,1)$ and the elements of the last three columns of A_1 and A_2 are i.i.d $N(0.1)/d_1^{0.2}$ and $N(0.1)/d_2^{0.2}$, respectively.
- (M3). Same setting as in Model M2, except the elements of A_1 and A_2 are i.i.d $N(0,1)/d_1^{0.3}$ and $N(0,1)/d_2^{0.3}$.

All the factors in Models M1 are strong factors. Model M2 is the case in which four (2×2) factors are strong ($\delta_0 = 0$), twelve factors are weak factor with strength 0.2 and the rest nine factors are weak factor with strength $\delta_1 = 0.4$. Model M3 is the case in which all the factors are very weak factors with strength $\delta_0 = \delta_1 = 0.6$. Models M2 and M3 are designed to examine the effects of weak factors on the estimators. We choose a set of data dimensions to be $(d_1, d_2) = (20, 20), (40, 40), (80, 80)$ and the sample size to be $T = 100, 300, 500, 1000$. Again, in this first part of simulation, we fix $h_0 = 1$ and set $\nu = 0$ in the penalty function in (7), under the assumption that all factors are strong, even though some of factors simulated are weak (e.g., true $\delta_1 = 0.4$ in Model M2).

For Model M1, the results in Table 5 show clearly that, using TOPUP and IC, the initial estimator behaves very poorly even for large sample sizes. On the other hand, the one step estimator uniformly and significantly outperforms the non-iterative initial estimator. In addition, the final estimator performs the best over all choices of d_1 , d_2 and T . We also observe that the performance improves as the dimension increases, except that $d_1 = 40$ is not as good as $d_1 = 20$ when $T = 100$. This improvement is due to the fact that when with strong factors ($\delta_0 = \delta_1 = 0$), larger dimension (d_1, d_2) provides more data points and information on the rank r_k . With the same settings, IC criterion based on TIPUP determines the ranks perfectly, indicating that it is uniformly better than IC criterion based on TOPUP. This is partially due to the fact that non-iterative and iterative TIPUP procedures estimate the loading matrices and the eigenvalues more accurately than the corresponding TOPUP procedures. More interestingly, with the same setting, the ER estimators based on both TOPUP and TIPUP procedures perform perfectly.

TABLE 5
Proportion of correct identification of rank r using IC2 and ER1 estimators based on both TOPUP and TIPUP procedures for Model M1, over 1000 replications

T	initial estimator				one step estimator				final estimator			
	IC		ER		IC		ER		IC		ER	
	TOP	TIP	TOP	TIP	TOP	TIP	TOP	TIP	TOP	TIP	TOP	TIP
$d_1 = d_2 = 20$												
100	0.10	1	1	1	0.75	1	1	1	0.85	1	1	1
300	0.99	1	1	1	1	1	1	1	1	1	1	1
500	1	1	1	1	1	1	1	1	1	1	1	1
1000	1	1	1	1	1	1	1	1	1	1	1	1
$d_1 = d_2 = 40$												
100	0	1	1	1	0.47	1	1	1	0.48	1	1	1
300	0.03	1	1	1	0.98	1	1	1	1	1	1	1
500	0.46	1	1	1	1	1	1	1	1	1	1	1
1000	1	1	1	1	1	1	1	1	1	1	1	1
$d_1 = d_2 = 80$												
100	0	1	1	1	0.66	1	1	1	0.98	1	1	1
300	0	1	1	1	0.98	1	1	1	1	1	1	1
500	0.03	1	1	1	1	1	1	1	1	1	1	1
1000	0.70	1	1	1	1	1	1	1	1	1	1	1

TABLE 6
Proportion of correct identification of rank r using IC2 and ER1 estimators based on both TOPUP and TIPUP procedures for Model M2, over 1000 replications

T	initial estimator				one step estimator				final estimator			
	IC		ER		IC		ER		IC		ER	
	TOP	TIP	TOP	TIP	TOP	TIP	TOP	TIP	TOP	TIP	TOP	TIP
$d_1 = d_2 = 20$												
100	0.80	0.01	0.29	1	0.73	0.01	0.68	1	0.60	0	0.79	1
300	0.73	0.35	0.01	1	0.66	0.34	0.74	1	0.66	0.20	0.78	1
500	0.58	0.79	0	1	0.51	0.79	0.80	1	0.38	0.71	0.88	1
1000	0.46	1	0	1	0.41	1	0.87	1	0.29	1	0.99	1
$d_1 = d_2 = 40$												
100	0.95	0.01	0	0.99	0.90	0.01	0.74	1	0.87	0.01	0.81	1
300	0.96	0.64	0	1	0.93	0.64	0.42	1	0.90	0.64	0.48	1
500	0.98	1	0	1	0.96	1	0.34	1	0.95	1	0.40	1
1000	0.99	1	0	1	0.99	1	0.37	1	0.99	1	0.43	1
$d_1 = d_2 = 80$												
100	0.57	0	0	0.97	0.45	0	0.77	1	0.35	0	0.84	1
300	0.75	0.71	0	1	0.61	0.71	0.51	1	0.56	0.71	0.61	1
500	0.90	1	0	1	0.84	1	0.50	1	0.81	1	0.59	1
1000	1	1	0	1	1	1	0.61	1	1	1	0.71	1

For Model M2, Tables 6 reports the proportion of correct rank identification using IC and ER estimators based on TOPUP and TIPUP procedures. It is seen that, for small sample sizes ($T = 100$ and 300), the performance of IC estimators deteriorate when we use iterative procedures, which may indicate that the sample size T and dimension d do not meet the required Assumption VII(a) in Theorem 1. In addition, for $T = 100$, the IC estimators using TIPUP procedures do not work at all, though they are better when $T = 300$. This is due to the existence of weak factors and the fact that we use the default $\nu = 0$ in (7). When the sample size is small, the estimators tend to identify the strong factors while miss the weak factors as their corresponding eigenvalues are relatively small and comparable to the penalty function $g_k(\cdot)$. The IC estimators using TOPUP procedures performed much better for small sample sizes. The performance also becomes worse as d_1 and d_2 increases, also due to the existence of weak factors. The ER estimators based on TIPUP procedures show almost perfect accuracy, even there are weak factors in the model. We note that, even with weak factors, the performance remains almost the same with larger (d_1, d_2) . Again, accuracy improves by using the iterative procedure. The ER estimator based on TIPUP procedures are much better than all the other estimators for Model M2.

TABLE 7
Proportion of estimated rank pair (\hat{r}_1, \hat{r}_2) for the IC2 and ER1 estimators for Model M2 over 1000 replications, based on TOPUP and TIPUP procedures. $T = 300$ and $(d_1, d_2) = (80, 80)$. The true rank pair is $(5, 5)$.

(\hat{r}_1, \hat{r}_2)	initial estimator		one step estimator		final estimator	
	IC2-TOP	IC2-TIP	IC2-TOP	IC2-TIP	IC2-TOP	IC2-TIP
(4,4)	0	0	0.02	0	0.15	0
(4,5)	0.01	0	0.02	0	0.02	0
(5,4)	0.24	0.29	0.35	0.29	0.27	0.29
(5,5)	0.75	0.71	0.61	0.71	0.56	0.71
(\hat{r}_1, \hat{r}_2)	ER1-TOP	ER1-TIP	ER1-TOP	ER1-TIP	ER1-TOP	ER1-TIP
(2,2)	1	0	0.15	0	0.19	0
(2,5)	0	0	0.20	0	0.13	0
(5,2)	0	0	0.14	0	0.07	0
(5,5)	0	1	0.51	1	0.61	1

Table 7 shows the more detailed identification results using IC2 and ER1 estimators for Model M2 over 1000 replications, based on TOPUP and TIPUP procedures. The sample size is $T = 300$ and the data dimension is $(d_1, d_2) = (80, 80)$. The true rank pair is $(5, 5)$ for Model M3. From the table, it is seen that the IC procedures tend to under-estimate the number of factors, with the corresponding iterative procedures perform the worst. The ER estimators using the TOPUP procedures are likely to pick up only the strong factors, as the gap between strong factors ($\delta_1 = 0$) and weak factors ($\delta_1 = 0.4$) may be larger than that between weak factors and true zero eigenvalue estimations. We note that the outstanding performance of the ER estimators using the TIPUP procedures is quite different from the performance of a similar ER estimator in vector factor

models under similar mixed strong and weak factor cases (see e.g. [Lam and Yao \(2012\)](#)). The main reason is that the other tensor modes provide additional information and in certain sense serve as additional samples. Then, for each $k \leq K$, the signals of all divergent eigenvalues depend on d instead of d_k , leading to larger gap between weak factors and true zero eigenvalue estimations.

For Model M3 with all very weak factors ($\delta_0 = \delta_1 = 0.6$), Table 8 reports RMSEs of the ER1 estimators. The results of using IC estimators (not shown here) are significantly worse than that of the ER estimators due to the difficulty of IC estimators in dealing with weak factors when $\nu = 0$ is used. It is seen from the table that ER estimators based on TIPUP procedure outperform that based on TOPUP procedure. We also see that the iterative algorithms improves the performance very significantly under this very weak factor case. The performance varies with the change of (d_1, d_2) in a non-standard way, as the performance with $(40, 40)$ seems to be better than that with $(20, 20)$ and $(80, 80)$. We note that in weak factor cases, a large d_k will potentially reduce the accuracy of the estimator of r_k , since the signal level on the k -th dimension becomes weaker. On the other hand, a larger d_i ($i \neq k$) in the other dimension potentially improves the estimation of r_k , since we have more “repeated” observations to be used for estimating r_k .

Table 9 shows the relative frequency of different estimated ranks of the ER1 estimator based on both TIPUP and TOPUP procedures, for the case of $T = 300$ and $(d_1, d_2) = (80, 80)$ under Model M3 with the true rank $(5, 5)$. It is seen that the ER estimators tend to overestimate the number of factors, when all the factors are weak. All ER1-TOPUP estimators essentially identify $(6, 6)$ as the rank. The non-iterative ER1 estimator based on TIPUP procedure can overestimate the ranks by a large margin. However, the iterations can gradually correct the over-estimation.

In summary, the first part of simulation shows that the ER estimators and IC estimator based on TIPUP procedures perform very well when all the factors are strong. The ER estimators significantly outperform the IC estimators when some or all factors are weak. Different from the results shown in [Lam and Yao \(2012\)](#) for vector factor models with both strong and weak factors, in tensor factor models, the ER estimators (based on TIPUP procedure) are able to determine the correct number of factors in many cases. The results also show that the iterative procedure significantly improves the performance except the IC estimators based on TOPUP in Model M2, which may due to that the sample size T and dimension d do not meet the required Assumption VII(a) in Theorem 1. It also shows that the estimators based on TIPUP perform better than that based on TOPUP in general. Hence, when some factors are weak, the iterative ER estimators based on TIPUP are the choice.

5.2. Part II: The case of dominating strong factors

The second part of our simulation examines the effects of dominate strong factors on the IC and ER estimators. The data are generated from the following model,

TABLE 8
Root mean squared errors (RMSEs) of the ER1 estimators based on TOPUP and TIPUP procedures for Model M3, averaging over 1000 replications

T	initial estimator		one step estimator		final estimator	
	ER1-TOP	ER1-TIP	ER1-TOP	ER1-TIP	ER1-TOP	ER1-TIP
$d_1 = d_2 = 20$						
100	2.15	1.50	1.84	1.14	1.66	0.45
300	1.17	0.60	1.07	0.43	0.86	0.12
500	1.02	0.30	1.04	0.17	0.60	0.04
1000	1.00	0.07	0.95	0.04	0.19	0.03
$d_1 = d_2 = 40$						
100	1.01	1.19	1.03	0.86	1.02	0.35
300	1.00	0.27	1.00	0.23	0.76	0.13
500	1.00	0.17	1.00	0.14	0.49	0.04
1000	1.00	0.04	0.99	0	0.11	0
$d_1 = d_2 = 80$						
100	2.71	2.78	2.06	2.45	1.90	1.37
300	1.00	0.99	1.01	0.65	0.95	0.40
500	1.00	0.32	1.00	0.27	0.90	0.23
1000	1.00	0.15	1.00	0.13	0.61	0.11

TABLE 9
Proportion of the estimated rank pair (\hat{r}_1, \hat{r}_2) of the ER1 estimators for Model M3 over 1000 replications, when $T = 300$ and $(d_1, d_2) = (80, 80)$. The true rank pair is $(5, 5)$.

(\hat{r}_1, \hat{r}_2)	initial estimator		one step estimator		final estimator	
	ER1-TOP	ER1-TIP	ER1-TOP	ER1-TIP	ER1-TOP	ER1-TIP
(5,5)	0	0.51	0	0.72	0.07	0.83
(6,5)	0	0.07	0	0.05	0	0.05
(6,6)	1	0.09	0.98	0.11	0.84	0.11
(7,5)	0	0.15	0	0.06	0	0
Others	0	0.18	0.02	0.06	0.09	0.01

- (M4). Set $r_1 = r_2 = 2$. The univariate f_{ijt} follows AR(1) with AR coefficient $\phi_{11} = 0.98$ and $\phi_{12} = \phi_{21} = \phi_{22} = 0.15$; The elements of the loading matrices A_1 and A_2 are i.i.d $N(0, 1)$.

We fix $d_1 = d_2 = 40$ and $T = 200$. Again, we use IC2 and ER1 for demonstration, and assume $\nu = 0$ in the penalty function in (7). Although all of the four factors are strong factors, the strongly imbalanced signal strength in \mathcal{F}_t makes one of factors dominating the others in explanatory power. Table 10 reports the relative frequencies of estimated rank pairs over 1000 replications. It is seen that the ER estimators are very likely to pick up only the dominate factor, although iterations significantly improves the accuracy. The IC estimators performs much better in this case. And over all, estimators based on TIPUP perform better than the corresponding estimators using TOPUP. Overall, IC-TIPUP performs the best in this case.

TABLE 10
Proportion of estimated rank pair (\hat{r}_1, \hat{r}_2) for the IC2 and ER1 estimators for Model M4 over 1000 replications, based on TOPUP and TIPUP procedures, $T = 200$ and $(d_1, d_2) = (40, 40)$. The true rank pair is $(2, 2)$.

(\hat{r}_1, \hat{r}_2)	initial estimator		one step estimator		final estimator	
	IC2-TOP	IC2-TIP	IC2-TOP	IC2-TIP	IC2-TOP	IC2-TIP
(1,1)	0	0.02	0	0.02	0	0.04
(1,2)	0.05	0.08	0.02	0.08	0	0.06
(2,1)	0.01	0.05	0.01	0.05	0	0.03
(2,2)	0.22	0.85	0.31	0.85	0.46	0.87
(3,3)	0.54	0	0.54	0	0.47	0
Others	0.18	0	0.12	0	0.07	0
(\hat{r}_1, \hat{r}_2)	ER1-TOP		ER1-TIP		ER1-TOP	
	ER1-TOP	ER1-TIP	ER1-TOP	ER1-TIP	ER1-TOP	ER1-TIP
(1,1)	1	0.878	0.88	0.26	0.53	0.39
(1,2)	0	0.065	0	0.17	0.33	0.09
(2,1)	0	0.017	0.04	0.14	0.06	0.06
(2,2)	0	0.040	0.08	0.43	0.08	0.46

5.3. Part III: Using the correct penalty function in the IC estimators

The third part of the simulation considers the impact of penalty function selection. We consider Model M2 and M3 again, with $d_1 = d_2 = 40$, but use the true weakest factor strength δ_1 as ν in the penalty function $g_k(T, d)$ in (7) instead assuming strong factor and use $\nu = 0$ as in Section 5.1. To compare with Tables 6 for M2 and 8 for M3, we report the proportion of correct rank identification using IC2 estimators in Table 11 for M2 and RMSEs of the IC2 estimators in Table 12 for M3.

Comparing Tables 6 and 11, it is seen that the performance of IC2 estimators using TIPUP improve by using the correct ν in the penalty function. We notice that the initial and one step IC estimators using TOPUP with the correct ν

in the penalty term actually under-perform the ones with the incorrect ν . The reason for this unusual behavior of TOPUP is unclear. It might be that the magnitude of the estimation of true zero eigenvalue is much larger in this mixed weak and strong factor case, as shown in Figure 1. Hence, reducing the penalty term by using $\nu = \delta_1 = 0.4$ resulting in severe over-estimation. However, the TIPUP estimators estimate the true zero eigenvalues more accurately, hence are able to take advantage of the more accurate penalty term.

For Model M3 with all weak factors ($\delta_0 = \delta_1 = 0.6$), all IC estimators using the wrong penalty function $g_k(T, d)$ with $\nu = 0$ in (7) identified (1, 1) rank pair in all 1000 simulations for all sample sizes. Comparing it with the result shown in Table 12, the importance of using the right ν in the penalty function is obvious in this all-weak factor case. Table 12 also shows that IC estimator using TIPUP outperforms that using TOPUP, when the right penalty function is used. Comparing Tables 8 and 12, the iterative IC estimators out-perform the ER estimators when $T = 300, 500, 1000$. It shows the great potential of IC estimators using a proper ν in the penalty function under the weak factor cases. As mentioned earlier, more investigation is needed to determine the proper value for ν .

TABLE 11

Proportion of correct identification of rank r using IC2 estimators based on TOPUP and TIPUP procedures for Model M2, over 1000 replications, when δ_1 is given and $(d_1, d_2) = (40, 40)$

T	initial estimator		one step estimator		final estimator	
	IC2-TOP	IC2-TIP	IC2-TOP	IC2-TIP	IC2-TOP	IC2-TIP
100	0	1	0.01	1	0.65	1
300	0	1	0.29	1	0.90	1
500	0	1	0.62	1	0.96	1
1000	0.43	1	0.95	1	1	1

TABLE 12

Root mean squared errors (RMSEs) of the IC estimators based on TOPUP and TIPUP procedures for Model M3, averaging over 1000 replications, when δ_1 is given and $(d_1, d_2) = (40, 40)$

T	initial estimator		one step estimator		final estimator	
	IC2-TOP	IC2-TIP	IC2-TOP	IC2-TIP	IC2-TOP	IC2-TIP
100	1.01	0.91	0.91	0.92	0.98	0.92
300	1.00	0.03	0.87	0.03	0.23	0.03
500	1.00	0	0.43	0	0	0
1000	1.00	0	0.05	0	0	0

5.4. Selection of the optimal c in IC criteria

To study the empirical property of the optimal constant c discussed in Remark 8, we simulate data from Model M1 with $r_1 = r_2 = 5$, and set $d_1 = d_2 = 80$,

$T = 300$ and set the upper bound of the rank as $m^* = 10$. In Figure 2, we show respectively the behavior of $\hat{r}_{k,c,j}$ as a function of $(d_{1,j}, d_{2,j})$, and of $\hat{r}_{k,c,J}$ and of $S_{k,c}$ as functions of c , when setting $T_1 = T_2 = \dots = T_J = T$ and $d_{1,j} = d_{2,j}$. The rank r_k of the factor process can be determined by considering the mapping $c \rightarrow S_{k,c}$ and choosing $\hat{r}_{k,c,J} = \hat{r}_{k,\hat{c},J}$, where \hat{c} belongs to an interval of c implying $S_{k,c} \approx 0$ and therefore the value of $\hat{r}_{k,c,J}$ is a constant function of c . Similar to Hallin and Liška (2007) and Alessi, Barigozzi and Capasso (2010), we see that the second stability interval always delivers an estimated number $\hat{r}_{k,c,J}$ which is closer to the true $r_k = 5$ than the number suggested by the other intervals. That is, the smallest values of c for which $\hat{r}_{k,c,j}$ is also close to a constant function of j , $j \leq J$. Note that the first stability interval always corresponds to the predefined upper bound m^* and it is thus a non-admissible solution.

6. Real Data Analysis

In this section, we illustrate the proposed procedures using the Fama–French 10 by 10 monthly return series as an example. According to ten levels of market capital (size) and ten levels of book to equity ratio (BE), stocks are grouped into 100 portfolios. The sampling period used in this excises is from January 1964 to December 2015 for a total of 624 months. There are overall 62,400 observed monthly returns used in this analysis. The data is from

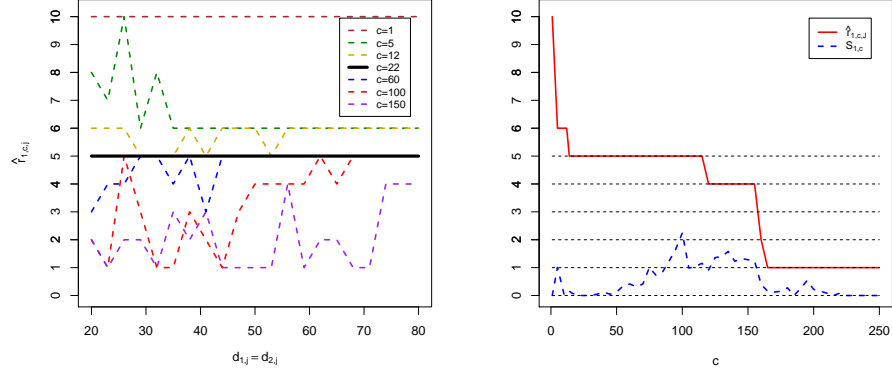
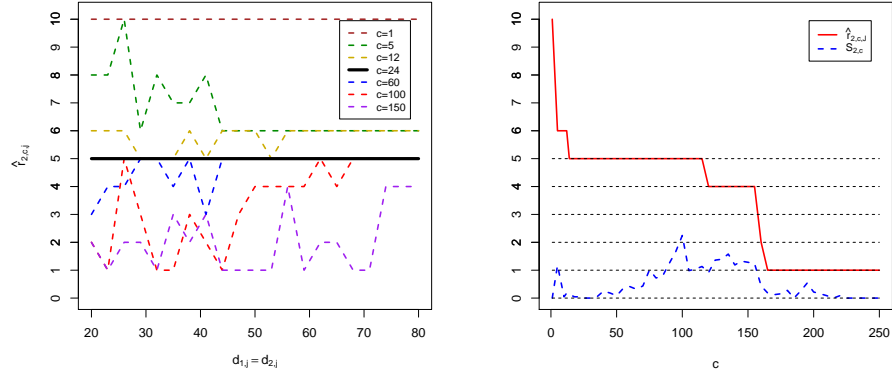
http://mba.tuck.dartmouth.edu/pages/faculty/ken.french/data_library.html.

Similar to Wang, Liu and Chen (2019), we subtract from each of the series their corresponding monthly excess market return.

The data was used by Wang, Liu and Chen (2019) to demonstrate the estimation of a matrix factor model using a non-iterative TOPUP procedure. They used an estimator similar to our non-iterative TOPUP based ER estimator without a penalty term to estimate the number of factors and found the estimator suggested (1, 1) as the rank – a single factor in the model. In the end they demonstrate the model using (2, 2) as the ranks for demonstration of the estimation procedures.

Figure 3 shows the 1st to 3rd largest eigenvalues of using the non-iterative TIPUP and TOPUP procedures, $h_0^{-1}\hat{r}_{k,m_k}^{*2}$ and $h_0^{-1}\hat{r}_{k,m_k}^2$ ($m_k \leq 3$), under different lag values h_0 . The pattern of eigenvalues using the iterative TIPUP and TOPUP are similar, thus is omitted. It can be seen from panel (a) of Figure 3 that, using TIPUP procedure, the 1st and 2nd largest eigenvalues reach their maximum value at $h_0 = 1$, and tends to decrease as h_0 increases. However, the 3rd largest eigenvalue reaches its maximum at $h_0 = 2$. In contrast, from panel (b) of Figure 3, using TOPUP procedure, the 1st to 3rd largest eigenvalues reach the maximum at $h_0 = 1$. The difference of the patterns of estimated singular values indicates possible severe signal cancellation when using $h_0 = 1$, according to the suggestions in Han et al. (2020). Hence, we choose $h_0 = 2$, and consider IC and ER estimators based on the iterative TIPUP procedure.

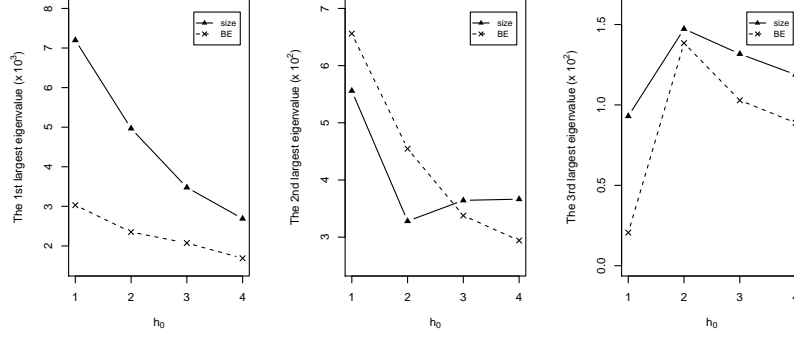
Figure 4 shows the estimated rank \hat{r}_k of the core factor process with different number of iterations, using IC2(TIPUP) with $\nu = 0$ (left figure) and

(a) Tensor mode $k = 1$ (b) Tensor mode $k = 2$ FIG 2. Robustified IC criterion using *iTOPUP* related methods

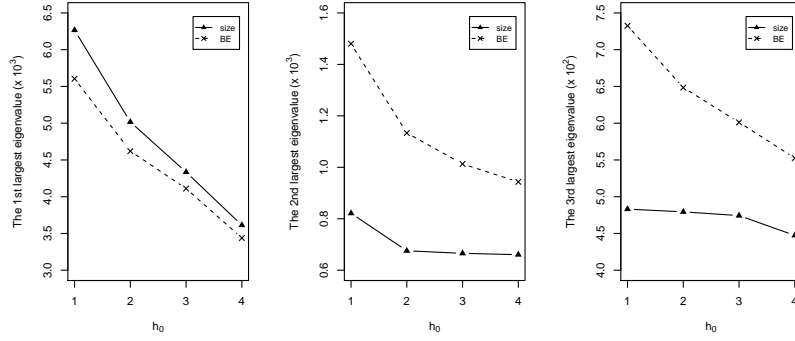
ER1(TIPUP) (right figure). It is seen that the iterative algorithms converge very quickly.

Table 13 shows the estimated rank pairs using different IC(TIPUP) estimators and different ν parameter for the penalty function. It is seen that IC1 and IC3 tend to select larger models. These rank estimates do not change when we use $h_0 = 3$ and 4.

On the other hand, ER1-ER5 in (8) produce exactly the same rank estimate (1, 3) using $h_0 = 2$. But these rank estimates change to (1, 1) when we use $h_0 = 3$ and 4. Figure 5 shows the estimated eigenvalues τ_{k,m_k}^{*2} , $1 \leq m_k \leq d_k$, using the non-iterative initial TIPUP procedure, for $k = 1$ (size factor) and $k = 2$ (BE



(a) TIPUP



(b) TOPUP

FIG 3. The 1st to 3rd largest estimated eigenvalues using the non-iterative TIPUP and TOPUP procedures, $h_0^{-1}\hat{\tau}_{k,m_k}^{*2}$ and $h_0^{-1}\hat{\tau}_{k,m_k}^2$ ($m_k \leq 3, k \leq 2$), under different maximum lag values h_0 . The line marked as size is for the row factors, corresponding to the levels of market capital (size), and the line marked as BE is for the column factors, corresponding to the levels of book to equity ratio (BE)

factor). It is seen that for the size factor, the largest eigenvalue is more than 20 folds larger than the second largest eigenvalue. As simulation results in Section 5.2 show, in such an unbalanced case, the ER estimator may find it difficult to find the gap between the true non-zero eigenvalues and the true zero eigenvalues, based on the ratio of the eigenvalues. On the other hand, the IC estimator may fare better in such cases since it is based on the level of estimation error of the true zero eigenvalue.

Overall, it seems that (2, 2) or (3, 3) are possibly good choices. More detailed analysis, include goodness-of-fit measures, prediction performance and result

ν	0	0.05	0.1	0.15	0.2	0.25
IC1, IC3	(3,3)	(4,3)	(4,3)	(4,4)	(4,4)	(4,4)
IC2, IC4, IC5	(2,2)	(2,2)	(2,2)	(2,2)	(3,3)	(3,3)

TABLE 13

Estimated ranks using different IC criteria and ν for the Fama-French return series

interpretation, is needed.

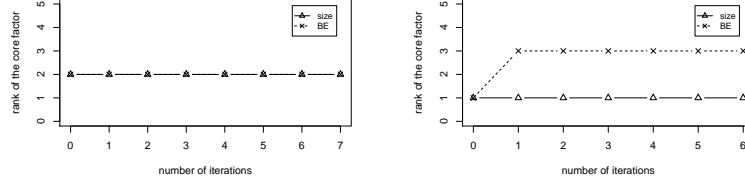


FIG 4. Estimated rank \hat{r}_k of the core factor process against the number of iterations for the Fama-French 10 by 10 series, using IC2 (left) and ER1 (right) estimator based on TIPUP procedure.

7. Discussions

In this paper, we develop two rank identification estimators, in an attempt to fill a gap on modelling tensor factor model in the literature. Non-iterative and iterative IC and ER estimators, based on similar ideas of the TOPUP and TIPUP procedures of [Chen, Yang and Zhang \(2021\)](#) and [Han et al. \(2020\)](#) are considered. Theoretical analysis shows that the iterative estimators are much better than the non-iterative estimators. We show that in general the estimators based on TIPUP procedures are better than that based on the TOPUP procedure, due to its fast convergence rate of the estimated eigenvalues under proper conditions. However, in situations when TIPUP procedures also lead to significant signal cancellation, extra care needs to be taken, including increasing the maximum lag h_0 in the procedure.

Simulation studies are conducted to compare the finite sample performance of the estimators using the non-iterative and iterative estimation procedures. The results show that the ER estimators based on both TIPUP and TOPUP procedures, and the IC estimators based on TIPUP procedures generally perform very well when all the factors are strong. The ER estimators are better than the IC estimators when some factors are weak, unless one chooses the precise tuning parameter ν in the IC penalty function, which is a difficult task. When some dominant factors have unrealistically high explanatory power, the ER estimators may not perform well. But the IC estimators still work very well, since the factors are strong. In summary, IC estimator based on iTIPUP shall

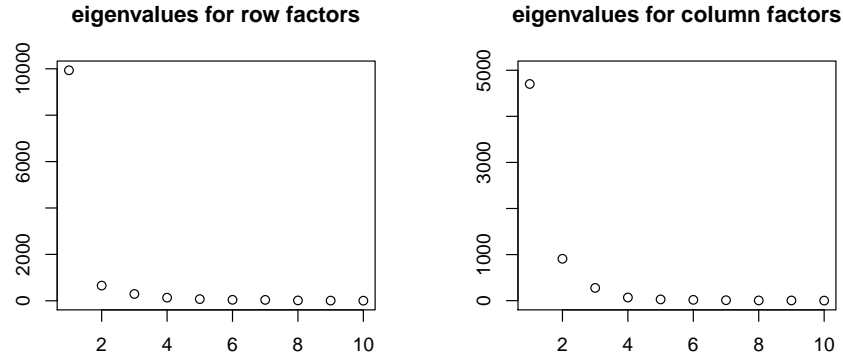


FIG 5. The eigenvalues τ_{k,m_k}^{*2} , $1 \leq m_k \leq d_k$, for each $1 \leq k \leq 2$, using initial TIPUP procedure

be used to estimate the number of strong factors, while ER estimators based on iTIPUP are likely to capture weak factors.

References

- AHN, S. C. and HORENSTEIN, A. R. (2013). Eigenvalue ratio test for the number of factors. *Econometrica* **81** 1203–1227.
- ALESSI, L., BARIGOZZI, M. and CAPASSO, M. (2010). Improved penalization for determining the number of factors in approximate factor models. *Statistics & Probability Letters* **80** 1806–1813.
- AMENGUAL, D. and WATSON, M. W. (2007). Consistent estimation of the number of dynamic factors in a large N and T panel. *Journal of Business & Economic Statistics* **25** 91–96.
- BAI, J. (2003). Inferential theory for factor models of large dimensions. *Econometrica* **71** 135–171.
- BAI, C., LI, Q. and OUYANG, M. (2014). Property taxes and home prices: A tale of two cities. *Journal of Econometrics* **180** 1–15.
- BAI, J. and NG, S. (2002). Determining the number of factors in approximate factor models. *Econometrica* **70** 191–221.
- BAI, J. and NG, S. (2007). Determining the number of primitive shocks in factor models. *Journal of Business & Economic Statistics* **25** 52–60.
- BARABÁSI, A.-L. and ALBERT, R. (1999). Emergence of scaling in random networks. *Science* **286** 509–512.
- BRADLEY, R. C. (2005). Basic properties of strong mixing conditions. A survey and some open questions. *Probability Surveys* **2** 107–144.

- BROWN, S. J. (1989). The number of factors in security returns. *The Journal of Finance* **44** 1247–1262.
- CAI, T. T., HAN, X. and PAN, G. (2020). Limiting laws for divergent spiked eigenvalues and largest nonspiked eigenvalue of sample covariance matrices. *The Annals of Statistics* **48** 1255–1280.
- CHAMBERLAIN, G. and ROTHCHILD, M. (1983). Arbitrage, factor structure, and mean-variance analysis on large asset markets. *Econometrica* **51** 1281–1304.
- CHEN, E. Y. and CHEN, R. (2019). Modeling dynamic transport network with matrix factor models: with an application to international trade flow. *arXiv preprint arXiv:1901.00769*.
- CHEN, E. Y. and FAN, J. (2021). Statistical inference for high-dimensional matrix-variate factor models. *Journal of the American Statistical Association* 1–18.
- CHEN, R., XIAO, H. and YANG, D. (2021). Autoregressive models for matrix-valued time series. *Journal of Econometrics* **222** 539–560.
- CHEN, R., YANG, D. and ZHANG, C.-H. (2021). Factor models for high-dimensional tensor time series. *Journal of the American Statistical Association* 1–23.
- CHEN, E. Y., XIA, D., CAI, C. and FAN, J. (2020). Semiparametric tensor factor analysis by iteratively projected SVD. *arXiv preprint arXiv:2007.02404*.
- FAN, J., LIAO, Y. and MINCHEVA, M. (2011). High dimensional covariance matrix estimation in approximate factor models. *The Annals of Statistics* **39** 3320.
- FAN, J., LIAO, Y. and MINCHEVA, M. (2013). Large covariance estimation by thresholding principal orthogonal complements. *Journal of the Royal Statistical Society: Series B (Statistical Methodology)* **75** 603–680.
- FAN, J., WANG, W. and ZHONG, Y. (2019). Robust covariance estimation for approximate factor models. *Journal of Econometrics* **208** 5–22.
- FAN, J. and YAO, Q. (2003). *Nonlinear time series: Nonparametric and parametric methods*. Springer Series in Statistics. Springer-Verlag, New York.
- FORNI, M. and REICHLIN, L. (1998). Let's get real: a factor analytical approach to disaggregated business cycle dynamics. *The Review of Economic Studies* **65** 453–473.
- FORNI, M., HALLIN, M., LIPPI, M. and REICHLIN, L. (2005). The generalized dynamic factor model: one-sided estimation and forecasting. *Journal of the American Statistical Association* **100** 830–840.
- FORNI, M., GIANNONE, D., LIPPI, M. and REICHLIN, L. (2009). Opening the black box: identifying shocks and propagation mechanisms in VAR and factor models. *Econometric Theory* **25** U1347.
- GIANNONE, D. and REICHLIN, L. (2006). Does information help recovering structural shocks from past observations? *Journal of the European Economic Association* **4** 455–465.
- GOLUB, G. H. and VAN LOAN, C. F. (2012). *Matrix computations* **3**. JHU press.
- HAFNER, C. M., LINTON, O. B. and TANG, H. (2020). Estimation of a multi-

- plicative correlation structure in the large dimensional case. *Journal of Econometrics* **217** 431–470.
- HALLIN, M. and LIŠKA, R. (2007). Determining the number of factors in the general dynamic factor model. *Journal of the American Statistical Association* **102** 603–617.
- HAN, Y., CHEN, R., YANG, D. and ZHANG, C.-H. (2020). Tensor factor model estimation by iterative projection. *arXiv preprint arXiv:2006.02611*.
- HOFF, P. D. (2011). Separable covariance arrays via the Tucker product, with applications to multivariate relational data. *Bayesian Analysis* **6** 179–196.
- HOFF, P. D. (2015). Multilinear tensor regression for longitudinal relational data. *The Annals of Applied Statistics* **9** 1169–1193.
- JIANG, B., LI, J. and YAO, Q. (2020). Autoregressive networks. *arXiv preprint arXiv:2010.04492*.
- JUNG, S., LEE, M. H. and AHN, J. (2018). On the number of principal components in high dimensions. *Biometrika* **105** 389–402.
- KAPETANIOS, G. (2010). A testing procedure for determining the number of factors in approximate factor models with large datasets. *Journal of Business & Economic Statistics* **28** 397–409.
- KIM, D. and FAN, J. (2019). Factor GARCH-Itô models for high-frequency data with application to large volatility matrix prediction. *Journal of Econometrics* **208** 395–417.
- KONG, X.-B. (2017). On the number of common factors with high-frequency data. *Biometrika* **104** 397–410.
- LAM, C., YAO, Q. and BATHIA, N. (2011). Estimation of latent factors for high-dimensional time series. *Biometrika* **98** 901–918.
- LAM, C. and YAO, Q. (2012). Factor modeling for high-dimensional time series: inference for the number of factors. *The Annals of Statistics* **40** 694–726.
- LI, K. T. and BELL, D. R. (2017). Estimation of average treatment effects with panel data: Asymptotic theory and implementation. *Journal of Econometrics* **197** 65–75.
- LI, H., LI, Q. and SHI, Y. (2017). Determining the number of factors when the number of factors can increase with sample size. *Journal of Econometrics* **197** 76–86.
- LINTON, O. B. and TANG, H. (2020). Estimation of the kronecker covariance model by quadratic form. *Econometric Theory* 1–54.
- LIU, T., YUAN, M. and ZHAO, H. (2022). Characterizing Spatiotemporal Transcriptome of the Human Brain Via Low-Rank Tensor Decomposition. *Statistics in Biosciences* 1–29.
- LUNDE, A., SHEPHARD, N. and SHEPPARD, K. (2016). Econometric analysis of vast covariance matrices using composite realized kernels and their application to portfolio choice. *Journal of Business & Economic Statistics* **34** 504–518.
- LUO, W. and LI, B. (2016). Combining eigenvalues and variation of eigenvectors for order determination. *Biometrika* **103** 875–887.
- MERLEVÈDE, F., PELIGRAD, M. and RIO, E. (2011). A Bernstein type inequality and moderate deviations for weakly dependent sequences. *Probability Theory and Related Fields* **151** 435–474.

- ONATSKI, A. (2010). Determining the number of factors from empirical distribution of eigenvalues. *The Review of Economics and Statistics* **92** 1004–1016.
- ONATSKI, A. (2012). Asymptotics of the principal components estimator of large factor models with weakly influential factors. *Journal of Econometrics* **168** 244–258.
- OUYANG, M. and PENG, Y. (2015). The treatment-effect estimation: A case study of the 2008 economic stimulus package of China. *Journal of Econometrics* **188** 545–557.
- PAN, J. and YAO, Q. (2008). Modelling multiple time series via common factors. *Biometrika* **95** 365–379.
- ROSENBLATT, M. (2012). *Markov processes, structure and asymptotic behavior: Structure and asymptotic behavior* **184**. Springer Science & Business Media.
- STOCK, J. H. and WATSON, M. W. (2002). Forecasting using principal components from a large number of predictors. *Journal of the American Statistical Association* **97** 1167–1179.
- STOCK, J. H. and WATSON, M. W. (2016). Dynamic factor models, factor-augmented vector autoregressions, and structural vector autoregressions in macroeconomics. In *Handbook of Macroeconomics*, **2** 415–525. Elsevier.
- TONG, H. (1990). *Non-linear time series: a dynamical system approach*. Oxford University Press.
- TRAPANI, L. (2018). A randomized sequential procedure to determine the number of factors. *Journal of the American Statistical Association* **113** 1341–1349.
- TSAY, R. S. (2005). *Analysis of financial time series* **543**. John Wiley & Sons.
- TSAY, R. S. and CHEN, R. (2018). *Nonlinear time series analysis* **891**. John Wiley & Sons.
- WANG, D., LIU, X. and CHEN, R. (2019). Factor models for matrix-valued high-dimensional time series. *Journal of Econometrics* **208** 231–248.
- YE, Z. and WEISS, R. E. (2003). Using the bootstrap to select one of a new class of dimension reduction methods. *Journal of the American Statistical Association* **98** 968–979.
- ZHANG, A. (2019). Cross: Efficient low-rank tensor completion. *The Annals of Statistics* **47** 936–964.
- ZHOU, H., LI, L. and ZHU, H. (2013). Tensor regression with applications in neuroimaging data analysis. *Journal of the American Statistical Association* **108** 540–552.

Appendix A: Proofs

It suffices to consider $K = 2$ as the TOPUP and TIPUP begin with mode- k matrix unfolding. We observe a matrix time series with $X_t = A_1 F_t A_2^\top + E_t = G_t + E_t \in \mathbb{R}^{d_1 \times d_2}$. Let U_1, U_2 be the left r_1, r_2 singular vectors of A_1 and A_2 , respectively. Recall \odot is kronecker product and \otimes is tensor product. Without loss of generality, we only consider the case $k = 1$. Denote $\mathbb{E}(\cdot) = \mathbb{E}(\cdot | \{F_1, \dots, F_T\})$. For simplicity, write

$$\mathcal{M}(m, \hat{U}_{1,m}) = \frac{1}{d^2} \text{tr} \left\{ \left(I - \hat{U}_{1,m} \hat{U}_{1,m}^\top \right) \widehat{W}_k \right\}, \quad (20)$$

$$\mathcal{M}^*(m, \hat{U}_{1,m}) = \frac{1}{d^2} \text{tr} \left\{ \left(I - \hat{U}_{1,m} \hat{U}_{1,m}^\top \right) \widehat{W}_k^* \right\}, \quad (21)$$

$$\mathcal{M}^{(i)}(m, \hat{U}_{1,m}) = \frac{1}{d^2} \text{tr} \left\{ \left(I - \hat{U}_{1,m} \hat{U}_{1,m}^\top \right) \widehat{W}_k^{(i)} \right\}, \quad (22)$$

$$\mathcal{M}^{*(i)}(m, \hat{U}_{1,m}) = \frac{1}{d^2} \text{tr} \left\{ \left(I - \hat{U}_{1,m} \hat{U}_{1,m}^\top \right) \widehat{W}_k^{*(i)} \right\}. \quad (23)$$

Although we present Theorem 1 for the IC and ER estimators together, the proofs of the IC and ER estimators using the same estimation procedure are very similar. Thus, we first prove Theorem 1 based on TOPUP, and then move to iTOPUP, TIPUP and iTIPUP in sequence.

A.1. Proof of Theorem 1 for non-iterative TOPUP

Lemma 1.

$$\left\| \frac{1}{T} \sum_{t=h+1}^T \text{mat}_1 (A_1 F_{t-h} A_2^\top \otimes A_1 F_t A_2^\top) \right\|_2^2 \leq \|\Theta_{1,0}^*\|_2 \cdot \|\Theta_{1,0}\|_{op} \quad (24)$$

Proof. Note that $U_1 U_1^\top A_1 = A_1$, $U_2 U_2^\top A_2 = A_2$ and $\|U_1\|_2 = \|U_2\|_2 = 1$. It follows that

$$\begin{aligned} & \left\| \frac{1}{T} \sum_{t=h+1}^T \text{mat}_1 (A_1 F_{t-h} A_2^\top \otimes A_1 F_t A_2^\top) \right\|_2 \\ &= \left\| \frac{1}{T} \sum_{t=h+1}^T U_1 U_1^\top \text{mat}_1 (A_1 F_{t-h} A_2^\top U_2 \otimes U_1^\top A_1 F_t A_2^\top U_2) \cdot (U_2^\top \odot U_1^\top \odot U_2^\top) \right\|_2 \\ &= \left\| \frac{1}{T} \sum_{t=h+1}^T U_1^\top \text{mat}_1 (A_1 F_{t-h} A_2^\top U_2 \otimes U_1^\top A_1 F_t A_2^\top U_2) \right\|_2 \end{aligned}$$

There exist $u \in \mathbb{R}^{r_1}$ and $\mathcal{W} \in \mathbb{R}^{r_2 \times r_1 \times r_2}$ with $\|u\|_2^2 = \|\text{vec}(\mathcal{W})\|_2^2 = 1$, such that

$$\begin{aligned}
& \left\| \frac{1}{T} \sum_{t=h+1}^T U_1^\top \text{mat}_1 (A_1 F_{t-h} A_2^\top U_2 \otimes U_1^\top A_1 F_t A_2^\top U_2) \right\|_2^2 \\
&= \frac{1}{T^2} \left(\sum_{t=h+1}^T \sum_{i_1, j_1, i_2, j_2} u_{i_1} (U_1^\top A_1 F_{t-h} A_2^\top U_2)_{i_1, j_1} (U_1^\top A_1 F_t A_2^\top U_2)_{i_2, j_2} w_{j_1, i_2, j_2} \right)^2 \\
&\leq \frac{1}{T^2} \sum_{t=h+1}^T \sum_{j_1} \left(\sum_{i_1} u_{i_1} (U_1^\top A_1 F_{t-h} A_2^\top U_2)_{i_1, j_1} \right)^2 \sum_{s=h+1}^T \sum_{j_1} \left(\sum_{i_2, j_2} (U_1^\top A_1 F_s A_2^\top U_2)_{i_2, j_2} w_{j_1, i_2, j_2} \right)^2 \\
&= \frac{1}{T^2} \sum_{t=h+1}^T \|u^\top (U_1^\top A_1 F_{t-h} A_2^\top U_2)\|^2 \sum_{s=h+1}^T \sum_{j_1} \left(\text{tr}(U_1^\top A_1 F_s A_2^\top U_2 \mathcal{W}_{j_1}^{(2,3)}) \right)^2 \\
&\leq \frac{1}{T} \sum_{t=h+1}^T \|u^\top (U_1^\top A_1 F_{t-h} A_2^\top U_2)\|^2 \sum_{s=h+1}^T \|\Theta_{1,0}\|_{op} \sum_{j_1} \|\mathcal{W}_{j_1}^{(2,3)}\|_F^2 \\
&\leq \|\Theta_{1,0}\|_2 \cdot \|\Theta_{1,0}\|_{op} \cdot \|u\|_2^2 \cdot \|\mathcal{W}\|_F^2.
\end{aligned}$$

Then (24) follows. \square

Lemma 2. Let $U_{1\perp} \in \mathbb{R}^{d_1 \times (d_1 - r_1)}$ be the orthonormal complement of U_1 . Denote $U_{1\perp} = (U_{1j})_{r_1+1 \leq j \leq d_1}$ and $U_1 = (U_{1j})_{1 \leq j \leq r_1}$, where $U_{1j} \in \mathbb{R}^{d_1}$. Denote $\eta_d = d^{\delta_1 - \delta_0/2} + d^{\delta_1} d_1^{-1/2}$. Define \hat{U}_1 be the estimated top r_1 left singular space of $\text{TOPUP}_1(X_{1:T})$. Suppose Assumptions I, II, III, IV and V(a) hold. Then, in an event $\Omega_{11} \cap \Omega_0$ with $\mathbb{P}(\Omega_{11}) \geq 1 - e^{-d_2}/2$ and $\mathbb{P}(\Omega_0) \geq 1 - T \exp(-C_1 T^\vartheta) - \exp(-C_2 T)$ with $C_1, C_2 > 0, 1/\vartheta = 1/\theta_1 + 2/\theta_2$, there exist a matrix $\hat{U}_1 \in \mathbb{R}^{d_1 \times r_1}$ with $\hat{U}_1 \hat{U}_1^\top = \hat{U}_1 \hat{U}_1^\top$, such that

$$\|\hat{U}_1 - U_1 \hat{U}_1^\top \hat{U}_1\|_2 \leq C \left(\frac{\eta_d}{\sqrt{T}} \right), \quad (25)$$

$$\|U_1 U_1^\top \hat{U}_{1j}\|_2 \leq C \left(\frac{\eta_d}{\sqrt{T}} \right), \quad (26)$$

for all $r_1 + 1 \leq j \leq d_1$ and some $C > 0$.

Proof. Under Assumptions I, II, III, IV, V(a) and Proposition 2, as the derivation of Theorem 1 in Han et al. (2020), in an event $\Omega_{11} \cap \Omega_0$ with $\mathbb{P}(\Omega_{11}) \geq 1 - e^{-d_2}/2$ and $\mathbb{P}(\Omega_0) \geq 1 - T \exp(-C_1 T^\vartheta) - \exp(-C_2 T)$,

$$\|\hat{U}_1 \hat{U}_1^\top - U_1 U_1^\top\|_2 \leq C \left(\frac{\eta_d}{\sqrt{T}} \right). \quad (27)$$

Applying Lemma 17 and Theorem 1 in Chen, Yang and Zhang (2021), for sufficient large T , there exists a matrix $Q \in \mathbb{R}^{(d_1 - r_1) \times r_1}$ such that

$$\|Q\|_2 \leq \|\hat{U}_1 \hat{U}_1^\top - U_1 U_1^\top\|_2$$

and $\tilde{U}_1 = (U_1 + U_{1\perp}Q)(I + Q^\top Q)^{-1/2} \in R^{d_1 \times r_1}$ is an estimator for U_1 with $\tilde{U}_1 \tilde{U}_1^\top = \hat{U}_1 \hat{U}_1^\top$. Elementary calculation shows that

$$\begin{aligned} \|\tilde{U}_1 - U_1\|_2 &= \|(U_1(I - (I + Q^\top Q)^{1/2}) + U_{1\perp}Q)(I + Q^\top Q)^{-1/2}\|_2 \\ &\leq \|I - (I + Q^\top Q)^{1/2}\|_2 + \|Q\|_2 \leq 2\|Q\|_2. \end{aligned}$$

It follows that

$$\|\hat{U}_1 - U_1 \tilde{U}_1^\top \hat{U}_1\|_2 = \|\tilde{U}_1 \tilde{U}_1^\top \hat{U}_1 - U_1 \tilde{U}_1^\top \hat{U}_1\|_2 \leq \|\tilde{U}_1 - U_1\|_2 \|\tilde{U}_1^\top \hat{U}_1\|_2 \leq 2\|\hat{U}_1 \hat{U}_1^\top - U_1 U_1^\top\|_2.$$

In view of (27), we have (25).

For (26), notice that in the event $\Omega_{11} \cap \Omega_0$, for all $r_1 + 1 \leq j \leq d_1$,

$$\|U_1 U_1^\top \hat{U}_{1j}\|_2 = \|\hat{U}_{1\perp} \hat{U}_{1\perp}^\top \hat{U}_{1j} - U_{1\perp} U_{1\perp}^\top \hat{U}_{1j}\|_2 \leq \|\hat{U}_{1\perp} \hat{U}_{1\perp}^\top - U_{1\perp} U_{1\perp}^\top\|_2 \leq C \left(\frac{\eta_d}{\sqrt{T}} \right).$$

□

Lemma 3. *Suppose Assumptions I, II, III, IV and V(a) hold. Then, in an event $\Omega_{12} \cap \Omega_0$ with $\mathbb{P}(\Omega_{12}) \geq 1 - e^{-d_2}/2$ and $\mathbb{P}(\Omega_0) \geq 1 - T \exp(-C_1 T^\vartheta) - \exp(-C_2 T)$*

with $C_1, C_2 > 0, 1/\vartheta = 1/\theta_1 + 2/\theta_2$, we have

$$\left\| \frac{1}{T-h} \sum_{t=h+1}^T \text{mat}_1(A_1 F_{t-h} A_2^\top \otimes E_t) \right\|_2 \leq C \left(\frac{d^{1-\delta_0/2}}{\sqrt{T}} \right), \quad (28)$$

$$\left\| \frac{1}{T-h} \sum_{t=h+1}^T \text{mat}_1(A_1 F_{t-h} A_2^\top \otimes U_1^\top E_t U_2) \right\|_2 \leq C \left(\frac{d^{1/2-\delta_0/2}}{\sqrt{T}} \right), \quad (29)$$

$$\left\| \frac{1}{T-h} \sum_{t=h+1}^T \text{mat}_1(E_{t-h} \otimes A_1 F_t A_2^\top) \right\|_2 \leq C \left(\frac{(\sqrt{d_1} + \sqrt{d/d_1}) d^{1/2-\delta_0/2}}{\sqrt{T}} \right), \quad (30)$$

$$\left\| \frac{1}{T-h} \sum_{t=h+1}^T \text{mat}_1(E_{t-h} U_2 \otimes A_1 F_t A_2^\top) \right\|_2 \leq C \left(\frac{(d_1^{1/2} d^{1/2-\delta_0/2})}{\sqrt{T}} \right), \quad (31)$$

$$\left\| \frac{1}{T-h} \sum_{t=h+1}^T U_1^\top \text{mat}_1(E_{t-h} U_2 \otimes A_1 F_t A_2^\top) \right\|_2 \leq C \left(\frac{d^{1/2-\delta_0/2}}{\sqrt{T}} \right), \quad (32)$$

$$\left\| \frac{1}{T-h} \sum_{t=h+1}^T \text{mat}_1(E_{t-h} \otimes E_t) \right\|_2 \leq C \left(\frac{d}{\sqrt{d_1 T}} \right), \quad (33)$$

$$\left\| \frac{1}{T-h} \sum_{t=h+1}^T \text{mat}_1(E_{t-h} U_2 \otimes E_t) \right\|_2 \leq C \left(\frac{d^{1/2}}{\sqrt{T}} \right), \quad (34)$$

$$\left\| \frac{1}{T-h} \sum_{t=h+1}^T \text{mat}_1(E_{t-h} \otimes U_1^\top E_t U_2) \right\|_2 \leq C \left(\frac{d^{1/2}}{\sqrt{T}} \right), \quad (35)$$

$$\left\| \frac{1}{T-h} \sum_{t=h+1}^T \text{mat}_1(E_{t-h} U_2 \otimes U_1^\top E_t U_2) \right\|_2 \leq C \left(\frac{d_1^{1/2}}{\sqrt{T}} \right), \quad (36)$$

$$\left\| \frac{1}{T-h} \sum_{t=h+1}^T U_1^\top \text{mat}_1(E_{t-h} \otimes U_1^\top E_t U_2) \right\|_2 \leq C \left(\frac{d^{1/2}}{\sqrt{d_1 T}} \right), \quad (37)$$

$$\left\| \frac{1}{T-h} \sum_{t=h+1}^T U_1^\top \text{mat}_1(E_{t-h} U_2 \otimes U_1^\top E_t U_2) \right\|_2 \leq C \left(\frac{1}{\sqrt{T}} \right), \quad (38)$$

for some constant positive C depending on K only.

Proof. Note that $U_1 U_1^\top A_1 = A_1$ and $U_2 U_2^\top A_2 = A_2$. Let

$$\|\Delta_1\|_2 := \left\| \frac{1}{T-h} \sum_{t=h+1}^T \text{mat}_1(A_1 F_{t-h} A_2^\top \otimes E_t) \right\|_2 = \left\| \frac{1}{T-h} \sum_{t=h+1}^T U_1^\top \text{mat}_1(A_1 F_{t-h} A_2^\top U_2 \otimes E_t) \right\|_2.$$

By Theorem 1 in [Chen, Yang and Zhang \(2021\)](#),

$$\mathbb{E} \|\Delta_1\|_2 \leq \frac{\sigma \sqrt{2T} (\sqrt{r_1} + \sqrt{r_2 d_1 d_2})}{T-h} \|\Theta_{1,0}^*\|_2^{1/2}.$$

Elementary calculation shows that

$$\begin{aligned}
& \left\| \left\| \sum_{t=h+1}^T \text{mat}_1(A_1 F_{t-h} A_2^\top \otimes E_t) \right\|_2 - \left\| \sum_{t=h+1}^T \text{mat}_1(A_1 F_{t-h} A_2^\top \otimes E_t^*) \right\|_2 \right\| \\
& \leq \left\| \sum_{t=h+1}^T \text{mat}_1(A_1 F_{t-h} A_2^\top \otimes (E_t - E_t^*)) \right\|_2 \\
& \leq \left\| \left(\text{mat}_1(A_1 F_1 A_2^\top \otimes I_{d_1}), \dots, \text{mat}_1(A_1 F_{T-h} A_2^\top \otimes I_{d_1}) \right) \begin{pmatrix} I_{d_2} \odot I_{d_1} \odot (E_{h+1} - E_{h+1}^*) \\ \vdots \\ I_{d_2} \odot I_{d_1} \odot (E_T - E_T^*) \end{pmatrix} \right\|_2 \\
& \leq \sqrt{T} \|\Theta_{1,0}^*\|_2^{1/2} \left\| \begin{pmatrix} E_{h+1} - E_{h+1}^* \\ \vdots \\ E_T - E_T^* \end{pmatrix} \right\|_F.
\end{aligned}$$

That is, $\left\| \sum_{t=h+1}^T \text{mat}_1(A_1 F_{t-h} A_2^\top \otimes E_t) \right\|_2$ is a $\sigma\sqrt{T}\|\Theta_{1,0}^*\|_2^{1/2}$ Lipschitz function in (E_1, \dots, E_T) . Then, by Gaussian concentration inequalities for Lipschitz functions,

$$\begin{aligned}
& \mathbb{P} \left(\left\| \sum_{t=h+1}^T \frac{\text{mat}_1(A_1 F_{t-h} A_2^\top \otimes E_t)}{T-h} \right\|_2 - \frac{\sigma(2T)^{1/2}(\sqrt{r_1} + \sqrt{d_1 d_2 r_2})}{T-h} \|\Theta_{1,0}^*\|_2^{1/2} \geq \frac{\sigma\sqrt{T}}{T-h} \|\Theta_{1,0}^*\|_2^{1/2} x \right) \\
& \leq 2e^{-\frac{x^2}{2}}.
\end{aligned}$$

This implies that with $x \asymp \sqrt{d}$, in an event Ω_a with at least probability $1 - e^{-d_2}/6$,

$$\|\Delta_1\|_2 \leq \frac{C_0 \sqrt{Td}}{T-h} \|\Theta_{1,0}^*\|_2^{1/2}, \quad (39)$$

where $C_0 > 0$ depends on K only. Then, using Proposition 2, in the event $\Omega_a \cap \Omega_0$, (28) follows. Similar arguments yield (29) in the event $\Omega_a \cap \Omega_0$.

Let

$$\|\Delta_2\|_2 := \left\| \frac{1}{T-h} \sum_{t=h+1}^T \text{mat}_1(E_{t-h} \otimes A_1 F_t A_2^\top) \right\|_2 = \left\| \frac{1}{T-h} \sum_{t=h+1}^T \text{mat}_1(E_{t-h} \otimes U_1^\top A_1 F_t A_2^\top U_2) \right\|_2.$$

By Theorem 1 in Chen, Yang and Zhang (2021),

$$\mathbb{E} \|\Delta_2\|_2 \leq \frac{\sigma\sqrt{2T}(\sqrt{d_1} + \sqrt{d_2 r_1 r_2})}{T-h} \|\Theta_{1,0}^*\|_{op}^{1/2}.$$

Then, using Proposition 2, in an event $\Omega_b \cap \Omega_0$ with $\mathbb{P}(\Omega_b) \geq 1 - e^{-d_2}/6$, (30) follows from the same argument as the above step. Similarly, in the event $\Omega_b \cap \Omega_0$, we can obtain (31) and (32).

We split the sum into two terms over the index sets, $S_1 = \{(h, 2h] \cup (3h, 4h] \cup \dots\} \cap (h, T]$ and its complement S_2 in $(h, T]$, so that $\{E_{t-h}, t \in S_a\}$ is independent of $\{E_t, t \in S_a\}$ for each $a = 1, 2$. Let $n_a = |S_a|$. By Lemma 19(ii), for any $x > 0$,

$$\mathbb{P} \left(\left\| \sum_{t \in S_a} \text{mat}_1(E_{t-h} \otimes E_t) \right\|_S \geq d_1 \sqrt{d_2} + 2d_2 \sqrt{d_1 n_a} + x^2 + \sqrt{n_a} x + 3\sqrt{d_1 d_2} x \right) \leq 2e^{-x^2/2}.$$

With $x \asymp \sqrt{d_2}$ and some constant C_1 depending on K only, we have

$$\mathbb{P} \left(\|\Delta_3\|_2 \geq \frac{C_1 d_1 \sqrt{d_2} + C_1 d_2 \sqrt{d_1 T}}{T} \right) \leq e^{-d_2/6}. \quad (40)$$

Then, as in the derivation of $\|\Delta_3\|_2$ in the proof of Theorem 1 in [Chen, Yang and Zhang \(2021\)](#), in an event Ω_c with $\mathbb{P}(\Omega_c) \geq 1 - e^{-d_2/6}$, (33) follows. Similar arguments yield (34), (35), (36), (37) and (38) in the event Ω_c . Set $\Omega_{12} = \Omega_a \cap \Omega_b \cap \Omega_c$, then $\mathbb{P}(\Omega_{12}) \geq 1 - e^{-d_2/2}$. \square

Lemma 4. *Suppose Assumptions I, II, III, IV and V(a) hold. In an event Ω_1 with $\mathbb{P}(\Omega_1) \geq 1 - e^{-d_2} - T \exp(-C_1 T^\vartheta) - \exp(-C_2 T)$ with $C_1, C_2 > 0, 1/\vartheta = 1/\theta_1 + 2/\theta_2$, for any fixed m with $m > r_1$, $\mathcal{M}(r_1, \hat{U}_1) - \mathcal{M}(m, \hat{U}_{1,m}) \leq C\beta_{d,T}$, where $C > 0$,*

$$\beta_{d,T} = \frac{1}{Td_1} + \frac{d_1}{Td^{1+\delta_0}} + \frac{d_1^{1/2} \eta_d}{Td^{1/2+3\delta_0/2}} + \frac{\eta_d}{T^{3/2} d^{1/2+\delta_0/2}},$$

and $\eta_d = d^{\delta_1 - \delta_0/2} + d^{\delta_1} d_1^{-1/2}$.

Proof. Let $\Omega_1 = \Omega_{11} \cap \Omega_{12} \cap \Omega_0$, where Ω_{11}, Ω_{12} are defined in Lemma 2 and 3, respectively, and Ω_0 is the event in Proposition 2. Let $U_{1,r_1} = U_1$ and $U_{1,m} = (U_{11}, U_{12}, \dots, U_{1m})$.

$$\begin{aligned} \left| \mathcal{M}(m, \hat{U}_{1,m}) - \mathcal{M}(r_1, \hat{U}_1) \right| &\leq \left| \mathcal{M}(m, \hat{U}_{1,m}) - \mathcal{M}(r_1, U_1) \right| + \left| \mathcal{M}(r_1, \hat{U}_1) - \mathcal{M}(r_1, U_1) \right| \\ &\leq 2 \max_{r_1 < m \leq m_1} \left| \mathcal{M}(m, \hat{U}_{1,m}) - \mathcal{M}(r_1, U_1) \right|. \end{aligned}$$

As m_1 is fixed, it is sufficient to prove for each m with $m > r_1$, in the event Ω_1 ,

$$\left| \mathcal{M}(m, \hat{U}_{1,m}) - \mathcal{M}(r_1, U_1) \right| \leq C\beta_{d,T}. \quad (41)$$

In the following, we shall only work on Ω_1 .

Elementary calculation shows that

$$\begin{aligned}
& d^2 \cdot \mathcal{M}(m, \hat{U}_{1,m}) - d^2 \cdot \mathcal{M}(r_1, U_1) \\
&= \sum_{h=1}^{h_0} \frac{1}{(T-h)^2} \sum_{s,t=h+1}^T \text{tr} \left\{ \left(U_1 U_1^\top - \hat{U}_{1,m} \hat{U}_{1,m}^\top \right) \text{mat}_1(X_{t-h} \otimes X_t) \text{mat}_1^\top(X_{s-h} \otimes X_s) \right\} \\
&= \sum_{h=1}^{h_0} \frac{1}{(T-h)^2} \sum_{s,t=h+1}^T \text{tr} \left\{ \text{mat}_1^\top(A_1 F_{s-h} A_2^\top \otimes X_s) \left(U_1 U_1^\top - \hat{U}_{1,m} \hat{U}_{1,m}^\top \right) \text{mat}_1(A_1 F_{t-h} A_2^\top \otimes X_t) \right\} \\
&\quad + \sum_{h=1}^{h_0} \frac{1}{(T-h)^2} \sum_{s,t=h+1}^T \text{tr} \left\{ \text{mat}_1^\top(E_{s-h} \otimes X_s) \left(U_1 U_1^\top - \hat{U}_{1,m} \hat{U}_{1,m}^\top \right) \text{mat}_1(E_{t-h} \otimes X_t) \right\} \\
&\quad + \sum_{h=1}^{h_0} \frac{1}{(T-h)^2} \sum_{s,t=h+1}^T \text{tr} \left\{ \text{mat}_1^\top(A_1 F_{s-h} A_2^\top \otimes X_s) \left(U_1 U_1^\top - \hat{U}_{1,m} \hat{U}_{1,m}^\top \right) \text{mat}_1(E_{t-h} \otimes X_t) \right\} \\
&\quad + \sum_{h=1}^{h_0} \frac{1}{(T-h)^2} \sum_{s,t=h+1}^T \text{tr} \left\{ \text{mat}_1^\top(E_{s-h} \otimes X_s) \left(U_1 U_1^\top - \hat{U}_{1,m} \hat{U}_{1,m}^\top \right) \text{mat}_1(A_1 F_{t-h} A_2^\top \otimes X_t) \right\} \\
&:= \text{I} + \text{II} + \text{III} + \text{IV}.
\end{aligned}$$

Note that $\text{III} = \text{IV}$.

We first consider II .

$$\begin{aligned}
\text{II} &= \sum_{h=1}^{h_0} \frac{1}{(T-h)^2} \sum_{s,t=h+1}^T \text{tr} \left\{ \text{mat}_1^\top(E_{s-h} \otimes X_s) \left(U_1 U_1^\top - \hat{U}_{1,m} \hat{U}_{1,m}^\top \right) \text{mat}_1(E_{t-h} \otimes X_t) \right\} \\
&= \sum_{h=1}^{h_0} \frac{1}{(T-h)^2} \sum_{s,t=h+1}^T \text{tr} \left\{ \text{mat}_1^\top(E_{s-h} \otimes E_s) \left(U_1 U_1^\top - \hat{U}_{1,m} \hat{U}_{1,m}^\top \right) \text{mat}_1(E_{t-h} \otimes E_t) \right\} \\
&\quad + \sum_{h=1}^{h_0} \frac{1}{(T-h)^2} \sum_{s,t=h+1}^T \text{tr} \left\{ \text{mat}_1^\top(E_{s-h} \otimes A_1 F_s A_2^\top) \left(U_1 U_1^\top - \hat{U}_{1,m} \hat{U}_{1,m}^\top \right) \text{mat}_1(E_{t-h} \otimes A_1 F_t A_2^\top) \right\} \\
&\quad + 2 \sum_{h=1}^{h_0} \frac{1}{(T-h)^2} \sum_{s,t=h+1}^T \text{tr} \left\{ \text{mat}_1^\top(E_{s-h} \otimes A_1 F_s A_2^\top) \left(U_1 U_1^\top - \hat{U}_{1,m} \hat{U}_{1,m}^\top \right) \text{mat}_1(E_{t-h} \otimes E_t) \right\} \\
&:= \text{II}_1 + \text{II}_2 + 2\text{II}_3.
\end{aligned}$$

We consider each term in turn. Note that

$$\begin{aligned}
\hat{U}_1 \hat{U}_1^\top - U_1 U_1^\top &= \left(\hat{U}_1 - U_1 \tilde{U}_1^\top \hat{U}_1 \right) \left(\hat{U}_1 - U_1 \tilde{U}_1^\top \hat{U}_1 \right)^\top + U_1 \tilde{U}_1^\top \hat{U}_1 \left(\hat{U}_1 - U_1 \tilde{U}_1^\top \hat{U}_1 \right)^\top \\
&\quad + \left(\hat{U}_1 - U_1 \tilde{U}_1^\top \hat{U}_1 \right) \left(U_1 \tilde{U}_1^\top \hat{U}_1 \right)^\top, \tag{42}
\end{aligned}$$

where \tilde{U}_1 is defined in Lemma 2. Then, by Lemma 2 and 3,

$$\begin{aligned}
\Pi_1 &= \sum_{h=1}^{h_0} \frac{1}{(T-h)^2} \sum_{s,t=h+1}^T \text{tr} \left\{ \text{mat}_1^\top(E_{s-h} \otimes E_s) \left(U_1 U_1^\top - \hat{U}_1 \hat{U}_1^\top \right) \text{mat}_1(E_{t-h} \otimes E_t) \right\} \\
&\quad + \sum_{h=1}^{h_0} \sum_{j=r_1+1}^m \frac{1}{(T-h)^2} \text{tr} \left\{ \text{mat}_1^\top(E_{s-h} \otimes E_s) \hat{U}_{1j} \hat{U}_{1j}^\top \text{mat}_1(E_{t-h} \otimes E_t) \right\} \\
&\leq r_1 \sum_{h=1}^{h_0} \left\| \frac{1}{(T-h)} \sum_{t=h+1}^T \text{mat}_1(E_{t-h} \otimes E_t) \right\|_2^2 \left(\left\| \hat{U}_1 - U_1 \tilde{U}_1^\top \hat{U}_1 \right\|_2^2 + \left\| \hat{U}_1 - U_1 \tilde{U}_1^\top \hat{U}_1 \right\|_2 \cdot \left\| U_1 \tilde{U}_1^\top \hat{U}_1 \right\|_2 \right) \\
&\quad + (m - r_1) \sum_{h=1}^{h_0} \left\| \frac{1}{(T-h)} \sum_{t=h+1}^T \text{mat}_1(E_{t-h} \otimes E_t) \right\|_2^2 \\
&= O\left(\frac{d^2}{d_1 T}\right),
\end{aligned}$$

by the fact $\eta_d = o(\sqrt{T})$.

$$\begin{aligned}
\Pi_2 &= \sum_{h=1}^{h_0} \frac{1}{(T-h)^2} \sum_{s,t=h+1}^T \text{tr} \left\{ \text{mat}_1^\top(E_{s-h} \otimes A_1 F_s A_2^\top) \left(U_1 U_1^\top - \hat{U}_1 \hat{U}_1^\top \right) \text{mat}_1(E_{t-h} \otimes A_1 F_t A_2^\top) \right\} \\
&\quad + \sum_{h=1}^{h_0} \sum_{j=r_1+1}^m \frac{1}{(T-h)^2} \sum_{s,t=h+1}^T \text{tr} \left\{ \text{mat}_1^\top(E_{s-h} \otimes A_1 F_s A_2^\top) \hat{U}_{1j} \hat{U}_{1j}^\top \text{mat}_1(E_{t-h} \otimes A_1 F_t A_2^\top) \right\} \\
&= O\left(\frac{(d_1 + d/d_1)d^{1-\delta_0}}{T}\right).
\end{aligned}$$

$$\begin{aligned}
\Pi_3 &= \sum_{h=1}^{h_0} \frac{1}{(T-h)^2} \sum_{s,t=h+1}^T \text{tr} \left\{ \text{mat}_1^\top(E_{s-h} \otimes U_1^\top A_1 F_s A_2^\top U_2) \left(U_1 U_1^\top - \hat{U}_1 \hat{U}_1^\top \right) \text{mat}_1(E_{t-h} \otimes U_1^\top E_t U_2) \right\} \\
&\quad + \sum_{h=1}^{h_0} \sum_{j=r_1+1}^m \frac{1}{(T-h)^2} \sum_{s,t=h+1}^T \text{tr} \left\{ \text{mat}_1^\top(E_{s-h} \otimes U_1^\top A_1 F_s A_2^\top U_2) \hat{U}_{1j} \hat{U}_{1j}^\top \text{mat}_1(E_{t-h} \otimes U_1^\top E_t U_2) \right\} \\
&\leq (m + O_{\mathbb{P}}(1)) \sum_{h=1}^{h_0} \frac{1}{(T-h)^2} \left\| \sum_{s=h+1}^T \text{mat}_1(E_{s-h} \otimes U_1^\top A_1 F_s A_2^\top U_2) \right\|_2 \left\| \sum_{s,t=h+1}^T \text{mat}_1(E_{t-h} \otimes U_1^\top E_t U_2) \right\|_2 \\
&= O\left(\frac{(\sqrt{d_1} + \sqrt{d/d_1})d^{1/2-\delta_0/2}}{\sqrt{T}} \cdot \frac{\sqrt{d}}{\sqrt{T}}\right) = O\left(\frac{(\sqrt{d_1} + \sqrt{d/d_1})d^{1-\delta_0/2}}{T}\right)
\end{aligned}$$

by Lemma 2 and 3. Combing the bounds of Π_1 , Π_2 and Π_3 , we have

$$\Pi = O\left(\frac{d^2}{d_1 T} + \frac{d_1 d^{1-\delta_0}}{T}\right). \quad (43)$$

Next, we consider III.

$$\begin{aligned}
\text{III} &= \sum_{h=1}^{h_0} \frac{1}{(T-h)^2} \sum_{s,t=h+1}^T \text{tr} \left\{ \text{mat}_1^\top (A_1 F_{s-h} A_2^\top \otimes X_s) \left(U_1 U_1^\top - \hat{U}_{1,m} \hat{U}_{1,m}^\top \right) \text{mat}_1 (E_{t-h} \otimes X_t) \right\} \\
&= \sum_{h=1}^{h_0} \frac{1}{(T-h)^2} \sum_{s,t=h+1}^T \text{tr} \left\{ \text{mat}_1^\top (A_1 F_{s-h} A_2^\top \otimes A_1 F_s A_2^\top) \left(U_1 U_1^\top - \hat{U}_{1,m} \hat{U}_{1,m}^\top \right) \text{mat}_1 (E_{t-h} \otimes A_1 F_t A_2^\top) \right\} \\
&\quad + \sum_{h=1}^{h_0} \frac{1}{(T-h)^2} \sum_{s,t=h+1}^T \text{tr} \left\{ \text{mat}_1^\top (A_1 F_{s-h} A_2^\top \otimes E_s) \left(U_1 U_1^\top - \hat{U}_{1,m} \hat{U}_{1,m}^\top \right) \text{mat}_1 (E_{t-h} \otimes E_t) \right\} \\
&\quad + \sum_{h=1}^{h_0} \frac{1}{(T-h)^2} \sum_{s,t=h+1}^T \text{tr} \left\{ \text{mat}_1^\top (A_1 F_{s-h} A_2^\top \otimes E_s) \left(U_1 U_1^\top - \hat{U}_{1,m} \hat{U}_{1,m}^\top \right) \text{mat}_1 (E_{t-h} \otimes A_1 F_t A_2^\top) \right\} \\
&\quad + \sum_{h=1}^{h_0} \frac{1}{(T-h)^2} \sum_{s,t=h+1}^T \text{tr} \left\{ \text{mat}_1^\top (A_1 F_{s-h} A_2^\top \otimes A_1 F_s A_2^\top) \left(U_1 U_1^\top - \hat{U}_{1,m} \hat{U}_{1,m}^\top \right) \text{mat}_1 (E_{t-h} \otimes E_t) \right\} \\
&:= \text{III}_1 + \text{III}_2 + \text{III}_3 + \text{III}_4.
\end{aligned}$$

Again, we bound each term in turn. By Lemma 1, 2, 3,

$$\begin{aligned}
&\text{III}_1 \\
&= \sum_{h=1}^{h_0} \frac{1}{(T-h)^2} \sum_{s,t=h+1}^T \text{tr} \left\{ \text{mat}_1^\top (A_1 F_{s-h} A_2^\top U_2 \otimes A_1 F_s A_2^\top) \left(U_1 U_1^\top - \hat{U}_1 \hat{U}_1^\top \right) \text{mat}_1 (E_{t-h} U_2 \otimes A_1 F_t A_2^\top) \right\} \\
&\quad + \sum_{h=1}^{h_0} \sum_{j=r_1+1}^m \frac{1}{(T-h)^2} \sum_{s,t=h+1}^T \text{tr} \left\{ \text{mat}_1^\top (A_1 F_{s-h} A_2^\top U_2 \otimes A_1 F_s A_2^\top) \hat{U}_{1j} \hat{U}_{1j}^\top \text{mat}_1 (E_{t-h} U_2 \otimes A_1 F_t A_2^\top) \right\} \\
&\leq \sum_{h=1}^{h_0} \frac{r_1}{(T-h)^2} \sum_{s,t=h+1}^T \left\| \text{mat}_1 (A_1 F_{s-h} A_2^\top U_2 \otimes A_1 F_s A_2^\top) \right\|_2 \left\| \text{mat}_1 (E_{t-h} U_2 \otimes A_1 F_t A_2^\top) \right\|_2 \left\| U_1 U_1^\top - \hat{U}_1 \hat{U}_1^\top \right\|_2 \\
&\quad + \sum_{h=1}^{h_0} \frac{m-r_1}{(T-h)^2} \sum_{s,t=h+1}^T \left\| \text{mat}_1 (A_1 F_{s-h} A_2^\top U_2 \otimes A_1 F_s A_2^\top) \right\|_2 \left\| \text{mat}_1 (E_{t-h} U_2 \otimes A_1 F_t A_2^\top) \right\|_2 \left\| U_1 U_1^\top \hat{U}_{1j} \right\|_2 \\
&= O \left(\frac{d_1^{1/2} d^{3/2-3\delta_0/2} \eta_d}{T} \right),
\end{aligned}$$

where $\eta_d = d^{\delta_1 - \delta_0/2} + d^{\delta_1} d_1^{-1/2}$.

$$\begin{aligned}
\text{III}_2 &= \sum_{h=1}^{h_0} \frac{1}{(T-h)^2} \sum_{s,t=h+1}^T \text{tr} \left\{ \text{mat}_1^\top (A_1 F_{s-h} A_2^\top U_2 \otimes E_s) \left(U_1 U_1^\top - \hat{U}_{1,m} \hat{U}_{1,m}^\top \right) \text{mat}_1 (E_{t-h} U_2 \otimes E_t) \right\} \\
&\leq \sum_{h=1}^{h_0} \frac{r_1}{(T-h)^2} \sum_{s,t=h+1}^T \left\| \text{mat}_1 (A_1 F_{s-h} A_2^\top U_2 \otimes E_s) \right\|_2 \left\| \text{mat}_1 (E_{t-h} U_2 \otimes E_t) \right\|_2 \left\| U_1^\top (U_1 U_1^\top - \hat{U}_{1,m} \hat{U}_{1,m}^\top) \right\|_2 \\
&= O \left(\frac{d^{1-\delta_0/2}}{\sqrt{T}} \cdot \frac{\sqrt{d}}{\sqrt{T}} \cdot \frac{\eta_d}{\sqrt{T}} \right) = O \left(\frac{d^{3/2-\delta_0/2} \eta_d}{T^{3/2}} \right).
\end{aligned}$$

Similarly,

$$\begin{aligned}
\text{III}_3 &= \sum_{h=1}^{h_0} \frac{1}{(T-h)^2} \sum_{s,t=h+1}^T \text{tr} \left\{ \text{mat}_1^\top (A_1 F_{s-h} A_2^\top U_2 \otimes U_1^\top E_s U_2) \left(U_1 U_1^\top - \hat{U}_{1,m} \hat{U}_{1,m}^\top \right) \right. \\
&\quad \left. \cdot \text{mat}_1 (E_{t-h} U_2 \otimes U_1^\top A_1 F_t A_2^\top U_2) \right\} \\
&= O \left(\frac{d_1^{1/2} d^{1-\delta_0} \eta_d}{T^{3/2}} \right),
\end{aligned}$$

and

$$\begin{aligned}
\text{III}_4 &= \sum_{h=1}^{h_0} \frac{1}{(T-h)^2} \sum_{s,t=h+1}^T \text{tr} \left\{ \text{mat}_1^\top (A_1 F_{s-h} A_2^\top U_2 \otimes U_1^\top A_1 F_s A_2^\top U_2) \left(U_1 U_1^\top - \hat{U}_{1,m} \hat{U}_{1,m}^\top \right) \right. \\
&\quad \left. \cdot \text{mat}_1 (E_{t-h} U_2 \otimes U_1^\top E_t U_2) \right\} \\
&= O \left(\frac{d_1^{1/2} d^{1-\delta_0} \eta_d}{T} \right).
\end{aligned}$$

Combing the bounds of $\text{III}_1, \text{III}_2, \text{III}_3$ and III_4 , we have

$$\text{III} = O \left(\frac{d_1^{1/2} d^{3/2-3\delta_0/2} \eta_d}{T} + \frac{d^{3/2-\delta_0/2} \eta_d}{T^{3/2}} \right). \quad (44)$$

In view of (43) and (44),

$$|\text{II} + \text{III} + \text{IV}| \leq C_1 \left(\frac{d^2}{d_1 T} + \frac{d_1 d^{1-\delta_0}}{T} + \frac{d_1^{1/2} d^{3/2-3\delta_0/2} \eta_d}{T} + \frac{d^{3/2-\delta_0/2} \eta_d}{T^{3/2}} \right) \leq C_2 (d^2 \beta_{d,T}). \quad (45)$$

Next, we consider I.

$$\begin{aligned}
\text{I} &= \sum_{h=1}^{h_0} \frac{1}{(T-h)^2} \sum_{s,t=h+1}^T \text{tr} \left\{ \text{mat}_1^\top (A_1 F_{s-h} A_2^\top \otimes X_s) \left(U_1 U_1^\top - \hat{U}_{1,m} \hat{U}_{1,m}^\top \right) \text{mat}_1 (A_1 F_{t-h} A_2^\top \otimes X_t) \right\} \\
&= \sum_{h=1}^{h_0} \frac{1}{(T-h)^2} \sum_{s,t=h+1}^T \text{tr} \left\{ \text{mat}_1^\top (A_1 F_{s-h} A_2^\top \otimes X_s) \left(I - \hat{U}_{1,m} \hat{U}_{1,m}^\top \right) \text{mat}_1 (A_1 F_{t-h} A_2^\top \otimes X_t) \right\} \\
&= \sum_{h=1}^{h_0} \frac{1}{(T-h)^2} \text{tr} \left\{ \sum_{s=h+1}^T \text{mat}_1^\top (A_1 F_{s-h} A_2^\top \otimes X_s) \left(I - \hat{U}_{1,m} \hat{U}_{1,m}^\top \right) \sum_{t=h+1}^T \text{mat}_1 (A_1 F_{t-h} A_2^\top \otimes X_t) \right\} \\
&\geq 0,
\end{aligned}$$

using the fact that $I - \hat{U}_{1,m} \hat{U}_{1,m}^\top$ is positive semi-definite, $x^\top \hat{U}_{1,m} \hat{U}_{1,m}^\top x \leq x^\top x$.

Using the definition of our optimization target, we have $\mathcal{M}(m, \hat{U}_{1,m}) < \mathcal{M}(r_1, \hat{U}_1) \leq \mathcal{M}(r_1, U_1)$. It follows that $\text{I} + \text{II} + \text{III} + \text{IV} \leq 0$. As $\text{I} \geq 0$, by (45), $\text{I} = O(d^2 \beta_{d,T})$. In summary,

$$|\mathcal{M}(m, \hat{U}_{1,m}) - \mathcal{M}(r_1, U_1)| \leq C(\beta_{d,T}).$$

□

Lemma 5. Suppose Assumptions I, II, III, IV and V(a) hold. In an event Ω_1 with $\mathbb{P}(\Omega_1) \geq 1 - e^{-d_2} - T \exp(-C_1 T^\vartheta) - \exp(-C_2 T)$ with $C_1, C_2 > 0, 1/\vartheta = 1/\theta_1 + 2/\theta_2$, for any m with $m < r_1$, there exist constant $c_m > 0$ and $C > 0$, such that $\mathcal{M}(m, \hat{U}_{1,m}) - \mathcal{M}(r_1, \hat{U}_1) \geq (c_m + o(1))d^{-2\delta_1} + C\gamma_{d,T}$, where

$$\gamma_{d,T} = \frac{1}{T d^{\delta_0}} + \frac{1}{T d_1} + \frac{1}{T^{1/2} d^{1/2+3\delta_0/2}} + \frac{d_1^{1/2} \eta_d}{T d^{1/2+3\delta_0/2}},$$

and $\eta_d = d^{\delta_1-\delta_0/2} + d^{\delta_1} d_1^{-1/2}$.

Proof. Let $\Omega_1 = \Omega_{11} \cap \Omega_{12} \cap \Omega_0$, where Ω_{11}, Ω_{12} are defined in Lemma 2 and 3, respectively, and Ω_0 is the event in Proposition 2. In the following, we shall only work on Ω_1 .

Let $U_{1,r_1} = U_1$ and $U_{1,m} = (U_{11}, U_{12}, \dots, U_{1m})$.

$$\begin{aligned}
& d^2 \cdot \mathcal{M}(m, \hat{U}_{1,m}) - d^2 \cdot \mathcal{M}(r_1, \hat{U}_1) \\
&= \sum_{h=1}^{h_0} \frac{1}{(T-h)^2} \sum_{s,t=h+1}^T \text{tr} \left\{ \left(\hat{U}_1 \hat{U}_1^\top - \hat{U}_{1,m} \hat{U}_{1,m}^\top \right) \text{mat}_1(X_{t-h} \otimes X_t) \text{mat}_1^\top(X_{s-h} \otimes X_s) \right\} \\
&= \sum_{h=1}^{h_0} \sum_{j=m+1}^{r_1} \frac{1}{(T-h)^2} \sum_{s,t=h+1}^T \text{tr} \left\{ \text{mat}_1^\top(A_1 F_{s-h} A_2^\top \otimes X_s) \hat{U}_{1j} \hat{U}_{1j}^\top \text{mat}_1(A_1 F_{t-h} A_2^\top \otimes X_t) \right\} \\
&\quad + \sum_{h=1}^{h_0} \sum_{j=m+1}^{r_1} \frac{1}{(T-h)^2} \sum_{s,t=h+1}^T \text{tr} \left\{ \text{mat}_1^\top(E_{s-h} \otimes X_s) \hat{U}_{1j} \hat{U}_{1j}^\top \text{mat}_1(E_{t-h} \otimes X_t) \right\} \\
&\quad + \sum_{h=1}^{h_0} \sum_{j=m+1}^{r_1} \frac{1}{(T-h)^2} \sum_{s,t=h+1}^T \text{tr} \left\{ \text{mat}_1^\top(A_1 F_{s-h} A_2^\top \otimes X_s) \hat{U}_{1j} \hat{U}_{1j}^\top \text{mat}_1(E_{t-h} \otimes X_t) \right\} \\
&\quad + \sum_{h=1}^{h_0} \sum_{j=m+1}^{r_1} \frac{1}{(T-h)^2} \sum_{s,t=h+1}^T \text{tr} \left\{ \text{mat}_1^\top(E_{s-h} \otimes X_s) \hat{U}_{1j} \hat{U}_{1j}^\top \text{mat}_1(A_1 F_{t-h} A_2^\top \otimes X_t) \right\} \\
&:= \text{I} + \text{II} + \text{III} + \text{IV}.
\end{aligned}$$

Note that $\text{III} = \text{IV}$.

We first consider I.

$$\begin{aligned}
\text{I} &= \sum_{h=1}^{h_0} \sum_{j=m+1}^{r_1} \frac{1}{(T-h)^2} \sum_{s,t=h+1}^T \text{tr} \left\{ \text{mat}_1^\top(A_1 F_{s-h} A_2^\top \otimes A_1 F_s A_2^\top) \hat{U}_{1j} \hat{U}_{1j}^\top \text{mat}_1(A_1 F_{t-h} A_2^\top \otimes A_1 F_t A_2^\top) \right\} \\
&\quad + \sum_{h=1}^{h_0} \sum_{j=m+1}^{r_1} \frac{1}{(T-h)^2} \sum_{s,t=h+1}^T \text{tr} \left\{ \text{mat}_1^\top(A_1 F_{s-h} A_2^\top \otimes E_s) \hat{U}_{1j} \hat{U}_{1j}^\top \text{mat}_1(A_1 F_{t-h} A_2^\top \otimes E_t) \right\} \\
&\quad + 2 \sum_{h=1}^{h_0} \sum_{j=m+1}^{r_1} \frac{1}{(T-h)^2} \sum_{s,t=h+1}^T \text{tr} \left\{ \text{mat}_1^\top(A_1 F_{s-h} A_2^\top \otimes E_s) \hat{U}_{1j} \hat{U}_{1j}^\top \text{mat}_1(A_1 F_{t-h} A_2^\top \otimes A_1 F_t A_2^\top) \right\} \\
&:= \text{I}_1 + \text{I}_2 + 2\text{I}_3.
\end{aligned}$$

For I_1 ,

$$\begin{aligned}
\text{I}_1 &= \sum_{h=1}^{h_0} \sum_{j=m+1}^{r_1} \frac{1}{(T-h)^2} \sum_{s,t=h+1}^T \text{tr} \left\{ \hat{U}_{1j}^\top \text{mat}_1(A_1 F_{t-h} A_2^\top \otimes A_1 F_t A_2^\top) \text{mat}_1^\top(A_1 F_{s-h} A_2^\top \otimes A_1 F_s A_2^\top) \hat{U}_{1j} \right\} \\
&= \sum_{h=1}^{h_0} \sum_{j=m+1}^{r_1} \text{tr} \left\{ \hat{U}_{1j}^\top U_1 U_1^\top \text{mat}_1(\Theta_{1,h}) \text{mat}_1^\top(\Theta_{1,h}) U_1 U_1^\top \hat{U}_{1j} \right\} \\
&\geq \sum_{j=m+1}^{r_1} \lambda_{\min} \left(\sum_{h=1}^{h_0} U_1^\top \text{mat}_1(\Theta_{1,h}) \text{mat}_1^\top(\Theta_{1,h}) U_1 \right) \text{tr}(\hat{U}_{1j}^\top U_1 U_1^\top \hat{U}_{1j}) \\
&= \sigma_{r_1}^2(U_1^\top \mathbb{E} \text{mat}_1(\text{TOPUP}_1)) \sum_{j=m+1}^{r_1} \hat{U}_{1j}^\top U_1 U_1^\top \hat{U}_{1j}.
\end{aligned}$$

Let $W_1 \Lambda_0 W_2^\top$ be singular value decomposition of $U_1^\top \hat{U}_1$, where

$$\Lambda_0 = \begin{pmatrix} \phi_1 & & \\ & \ddots & \\ & & \phi_{r_1} \end{pmatrix},$$

with $\phi_1 \geq \phi_2 \geq \dots \geq \phi_{r_1}$. Note that $W_1 W_1^\top = W_1^\top W_1 = W_2 W_2^\top = W_2^\top W_2 = I_{r_1}$. By Lemma 16,

$$\phi_{r_1}^2 = \sigma_{\min}(U_1^\top \hat{U}_1) = 1 - \|\sin \Theta(\hat{U}_1, U_1)\|_2^2 \geq 1 - \|\hat{U}_1 \hat{U}_1^\top - U_1 U_1^\top\|_2^2.$$

It follows that

$$\begin{aligned} \hat{U}_{1j}^\top U_1 U_1^\top \hat{U}_{1j} &= e_j^\top \hat{U}_1^\top U_1 U_1^\top \hat{U}_1 e_j = e_j^\top W_2 \Lambda_0 W_1^\top W_1 \Lambda_0 W_2^\top e_j = e_j^\top W_2 \Lambda_0^2 W_2^\top e_j \\ &\geq \lambda_{\min}(\Lambda_0^2) e_j^\top W_2 W_2^\top e_j = \phi_{r_1}^2 \\ &\geq 1 - \|\hat{U}_1 \hat{U}_1^\top - U_1 U_1^\top\|_2^2, \end{aligned} \quad (46)$$

where e_j is a $r_1 \times 1$ vector with 1 at j -th element and 0 otherwise. Thus, we can obtain

$$I_1 \geq \sigma_{r_1}^2(U_1^\top \mathbb{E} \text{mat}_1(\text{TOPUP}_1))(r_1 - m)(1 - \|\hat{U}_1 \hat{U}_1^\top - U_1 U_1^\top\|_2^2). \quad (47)$$

By Proposition 2, in the event Ω_0 , $\sigma_{r_1}(U_1^\top \mathbb{E} \text{mat}_1(\text{TOPUP}_1)) = \tau_{1,r_1} \asymp d^{1-\delta_1}$, with $0 \leq \delta_0 \leq \delta_1 < 1$. Hence, there exists a constant $c_m > 0$ such that in the event Ω_1 ,

$$I_1 \geq (c_m + o(1))d^{2-2\delta_1}. \quad (48)$$

By Lemma 3,

$$\begin{aligned} I_2 &= \sum_{h=1}^{h_0} \sum_{j=m+1}^{r_1} \frac{1}{(T-h)^2} \sum_{s,t=h+1}^T \text{tr} \left\{ \text{mat}_1^\top (A_1 F_{s-h} A_2^\top \otimes E_s) \hat{U}_{1j} \hat{U}_{1j}^\top \text{mat}_1 (A_1 F_{t-h} A_2^\top \otimes E_t) \right\} \\ &= O\left(\frac{d^{2-\delta_0}}{T}\right), \end{aligned}$$

and

$$\begin{aligned} I_3 &= \sum_{h=1}^{h_0} \sum_{j=m+1}^{r_1} \frac{1}{(T-h)^2} \sum_{s,t=h+1}^T \text{tr} \left\{ \text{mat}_1^\top (A_1 F_{s-h} A_2^\top \otimes U_1^\top E_s U_2) \hat{U}_{1j} \hat{U}_{1j}^\top \text{mat}_1 (A_1 F_{t-h} A_2^\top \otimes U_1^\top A_1 F_t A_2^\top U_2) \right\} \\ &= O\left(\frac{d^{3/2-3\delta_0/2}}{T^{1/2}}\right). \end{aligned}$$

This implies that

$$I_2 + I_3 = O\left(\frac{d^{2-\delta_0}}{T} + \frac{d^{3/2-3\delta_0/2}}{T^{1/2}}\right). \quad (49)$$

Next, we consider II.

$$\begin{aligned}
\Pi &= \sum_{h=1}^{h_0} \sum_{j=m+1}^{r_1} \frac{1}{(T-h)^2} \sum_{s,t=h+1}^T \text{tr} \left\{ \text{mat}_1^\top (E_{s-h} \otimes E_s) \hat{U}_{1j} \hat{U}_{1j}^\top \text{mat}_1 (E_{t-h} \otimes E_t) \right\} \\
&\quad + \sum_{h=1}^{h_0} \sum_{j=m+1}^{r_1} \frac{1}{(T-h)^2} \sum_{s,t=h+1}^T \text{tr} \left\{ \text{mat}_1^\top (E_{s-h} \otimes A_1 F_s A_2^\top) \hat{U}_{1j} \hat{U}_{1j}^\top \text{mat}_1 (E_{t-h} \otimes A_1 F_t A_2^\top) \right\} \\
&\quad + 2 \sum_{h=1}^{h_0} \sum_{j=m+1}^{r_1} \frac{1}{(T-h)^2} \sum_{s,t=h+1}^T \text{tr} \left\{ \text{mat}_1^\top (E_{s-h} \otimes A_1 F_s A_2^\top) \hat{U}_{1j} \hat{U}_{1j}^\top \text{mat}_1 (E_{t-h} \otimes E_t) \right\} \\
&:= \Pi_1 + \Pi_2 + 2\Pi_3.
\end{aligned}$$

By Lemma 3,

$$\Pi_1 = O\left(\frac{d^2}{Td_1}\right)$$

Using the same decomposition (42),

$$\begin{aligned}
\Pi_2 &= \sum_{h=1}^{h_0} \sum_{j=m+1}^{r_1} \frac{1}{(T-h)^2} \sum_{s,t=h+1}^T \text{tr} \left\{ \text{mat}_1^\top (E_{s-h} \otimes A_1 F_s A_2^\top) \left(\hat{U}_{1j} - U_1 \tilde{U}_1^\top \hat{U}_{1j} \right) \left(\hat{U}_{1j} - U_1 \tilde{U}_1^\top \hat{U}_{1j} \right)^\top \right. \\
&\quad \left. \cdot \text{mat}_1 (E_{t-h} \otimes A_1 F_t A_2^\top) \right\} \\
&\quad + 2 \sum_{h=1}^{h_0} \sum_{j=m+1}^{r_1} \frac{1}{(T-h)^2} \sum_{s,t=h+1}^T \text{tr} \left\{ \text{mat}_1^\top (E_{s-h} \otimes A_1 F_s A_2^\top) \left(\hat{U}_{1j} - U_1 \tilde{U}_1^\top \hat{U}_{1j} \right) \left(U_1 \tilde{U}_1^\top \hat{U}_{1j} \right)^\top \right. \\
&\quad \left. \cdot \text{mat}_1 (E_{t-h} \otimes A_1 F_t A_2^\top) \right\} \\
&\quad + \sum_{h=1}^{h_0} \sum_{j=m+1}^{r_1} \frac{1}{(T-h)^2} \sum_{s,t=h+1}^T \text{tr} \left\{ \text{mat}_1^\top (E_{s-h} \otimes A_1 F_s A_2^\top) \left(U_1 \tilde{U}_1^\top \hat{U}_{1j} \right) \left(U_1 \tilde{U}_1^\top \hat{U}_{1j} \right)^\top \right. \\
&\quad \left. \cdot \text{mat}_1 (E_{t-h} \otimes A_1 F_t A_2^\top) \right\} \\
&= O\left(\frac{d_1 d^{1-\delta_0} \eta_d^2}{T^2} + \frac{d^{2-\delta_0}}{Td_1}\right)
\end{aligned}$$

Similarly,

$$\begin{aligned}
\Pi_3 &= \sum_{h=1}^{h_0} \sum_{j=m+1}^{r_1} \frac{1}{(T-h)^2} \sum_{s,t=h+1}^T \text{tr} \left\{ \text{mat}_1^\top (E_{s-h} \otimes U_1^\top A_1 F_s A_2^\top U_2) \left(\hat{U}_{1j} - U_1 \tilde{U}_1^\top \hat{U}_{1j} \right) \right. \\
&\quad \cdot \left(\hat{U}_{1j} - U_1 \tilde{U}_1^\top \hat{U}_{1j} \right)^\top \text{mat}_1 (E_{t-h} \otimes U_1^\top E_t U_2) \left. \right\} \\
&\quad + \sum_{h=1}^{h_0} \sum_{j=m+1}^{r_1} \frac{1}{(T-h)^2} \sum_{s,t=h+1}^T \text{tr} \left\{ \text{mat}_1^\top (E_{s-h} \otimes U_1^\top A_1 F_s A_2^\top U_2) \left(\hat{U}_{1j} - U_1 \tilde{U}_1^\top \hat{U}_{1j} \right) \right. \\
&\quad \cdot \left(U_1 \tilde{U}_1^\top \hat{U}_{1j} \right)^\top \text{mat}_1 (E_{t-h} \otimes U_1^\top E_t U_2) \left. \right\} \\
&\quad + \sum_{h=1}^{h_0} \sum_{j=m+1}^{r_1} \frac{1}{(T-h)^2} \sum_{s,t=h+1}^T \text{tr} \left\{ \text{mat}_1^\top (E_{s-h} \otimes U_1^\top A_1 F_s A_2^\top U_2) \left(U_1 \tilde{U}_1^\top \hat{U}_{1j} \right) \right. \\
&\quad \cdot \left(\hat{U}_{1j} - U_1 \tilde{U}_1^\top \hat{U}_{1j} \right)^\top \text{mat}_1 (E_{t-h} \otimes U_1^\top E_t U_2) \left. \right\} \\
&\quad + \sum_{h=1}^{h_0} \sum_{j=m+1}^{r_1} \frac{1}{(T-h)^2} \sum_{s,t=h+1}^T \text{tr} \left\{ \text{mat}_1^\top (E_{s-h} \otimes U_1^\top A_1 F_s A_2^\top U_2) \left(U_1 \tilde{U}_1^\top \hat{U}_{1j} \right) \right. \\
&\quad \cdot \left(U_1 \tilde{U}_1^\top \hat{U}_{1j} \right)^\top \text{mat}_1 (E_{t-h} \otimes U_1^\top E_t U_2) \left. \right\} \\
&= O \left(\frac{d^{3/2-\delta_0/2}}{T d_1^{1/2}} + \frac{d_1^{1/2} d^{1-\delta_0/2} \eta_d^2}{T^2} \right)
\end{aligned}$$

Combing Π_1, Π_2 and Π_3 , we have

$$\Pi = O \left(\frac{d^2}{T d_1} + \frac{d_1 d^{1-\delta_0} \eta_d^2}{T^2} \right). \quad (50)$$

Next, we consider III.

$$\begin{aligned}
\text{III} &= \sum_{h=1}^{h_0} \sum_{j=m+1}^{r_1} \frac{1}{(T-h)^2} \sum_{s,t=h+1}^T \text{tr} \left\{ \text{mat}_1^\top (A_1 F_{s-h} A_2^\top \otimes E_s) \hat{U}_{1j} \hat{U}_{1j}^\top \text{mat}_1 (E_{t-h} \otimes E_t) \right\} \\
&\quad + \sum_{h=1}^{h_0} \sum_{j=m+1}^{r_1} \frac{1}{(T-h)^2} \sum_{s,t=h+1}^T \text{tr} \left\{ \text{mat}_1^\top (A_1 F_{s-h} A_2^\top \otimes A_1 F_s A_2^\top) \hat{U}_{1j} \hat{U}_{1j}^\top \text{mat}_1 (E_{t-h} \otimes A_1 F_t A_2^\top) \right\} \\
&\quad + \sum_{h=1}^{h_0} \sum_{j=m+1}^{r_1} \frac{1}{(T-h)^2} \sum_{s,t=h+1}^T \text{tr} \left\{ \text{mat}_1^\top (A_1 F_{s-h} A_2^\top \otimes E_s) \hat{U}_{1j} \hat{U}_{1j}^\top \text{mat}_1 (E_{t-h} \otimes A_1 F_t A_2^\top) \right\} \\
&\quad + \sum_{h=1}^{h_0} \sum_{j=m+1}^{r_1} \frac{1}{(T-h)^2} \sum_{s,t=h+1}^T \text{tr} \left\{ \text{mat}_1^\top (A_1 F_{s-h} A_2^\top \otimes A_1 F_s A_2^\top) \hat{U}_{1j} \hat{U}_{1j}^\top \text{mat}_1 (E_{t-h} \otimes E_t) \right\} \\
&:= \text{III}_1 + \text{III}_2 + \text{III}_3 + \text{III}_4.
\end{aligned}$$

Again, we bound each term in turn. Using the decomposition (42), adopting same arguments in the proof of II, we have,

$$\begin{aligned} \text{III}_1 &= O\left(\frac{d^{3/2-\delta_0/2}}{T}\right), \\ \text{III}_2 &= O\left(\frac{d^{3/2-3\delta_0/2}}{T^{1/2}} + \frac{d_1^{1/2}d^{3/2-3\delta_0/2}\eta_d}{T}\right), \\ \text{III}_3 &= O\left(\frac{d^{1-\delta_0}}{T} + \frac{d_1^{1/2}d^{1-\delta_0}\eta_d}{T^{3/2}}\right), \\ \text{III}_4 &= O\left(\frac{d^{1-\delta_0}}{T^{1/2}} + \frac{d_1^{1/2}d^{1-\delta_0}\eta_d}{T}\right). \end{aligned}$$

This implies that

$$\text{III} = O\left(\frac{d^{3/2-\delta_0/2}}{T^{1/2}} + \frac{d_1^{1/2}d^{3/2-\delta_0/2}\eta_d}{T}\right). \quad (51)$$

Employing (48), (49), (50) and (51), in the event Ω_1 , there exists a constant $c_m > 0$,

$$\mathcal{M}(m, \hat{U}_{1,m}) - \mathcal{M}(r_1, \hat{U}_1) \geq (c_m + o(1))d^{-2\delta_1} + C\left(\frac{1}{Td^{\delta_0}} + \frac{1}{Td_1} + \frac{1}{T^{1/2}d^{1/2+3\delta_0/2}} + \frac{d_1^{1/2}\eta_d}{Td^{1/2+3\delta_0/2}}\right). \quad (52)$$

□

Proof of Theorem 1 for non-iterative TOPUP. Let $\Omega_1 = \Omega_{11} \cap \Omega_{12} \cap \Omega_0$, where Ω_{11}, Ω_{12} are defined in Lemma 2 and 3, respectively, and Ω_0 is the event in Proposition 2. Then Ω_1 is the same event in Lemma 4 and 5, with $\mathbb{P}(\Omega_1) \geq 1 - e^{-d_2} - T \exp(-C_1 T^\vartheta) - \exp(-C_2 T)$ and $C_1, C_2 > 0, 1/\vartheta = 1/\theta_1 + 2/\theta_2$. In the following, we shall only work on Ω_1 .

(i) (IC estimator using non-iterative TOPUP) We shall prove in the event Ω_1 , $\mathcal{M}(m, \hat{U}_{1,m}) + m \cdot d^{-2}g_1(d, T) \geq \mathcal{M}(r_1, \hat{U}_1) + r_1 \cdot d^{-2}g_1(d, T)$ for all $m \neq r_1$ and $m \leq m_1$. For $m < r_1$, It is sufficient to show $\mathcal{M}(m, \hat{U}_{1,m}) - \mathcal{M}(r_1, \hat{U}_1) \geq (r_1 - m)d^{-2}g_1(d, T) > 0$. This is followed by Lemma 5 and the second part of Assumption VII(a). For $m > r_1$, as $\mathcal{M}(m, \hat{U}_{1,m}) \leq \mathcal{M}(r_1, \hat{U}_1)$, it is sufficient to prove $\mathcal{M}(r_1, \hat{U}_1) - \mathcal{M}(m, \hat{U}_{1,m}) \leq (m - r_1)d^{-2}g_1(d, T)$. By Lemma 4, $\mathcal{M}(r_1, \hat{U}_1) - \mathcal{M}(m, \hat{U}_{1,m}) \leq C(\beta_{d,T})$. Then the first case is followed by the second part of Assumption VII(a).

(ii) (ER estimator using non-iterative TOPUP) By Lemma 4, for all $j > r_1$, $\hat{\lambda}_j \leq C_{11}(d^2\beta_{d,T})$. Lemma 5 implies that $\hat{\lambda}_j \geq (c_m + o(1))d^{2-2\delta_1} + C_{12}(d^2\gamma_{d,T})$ for all $1 \leq j \leq r_1$. Employing similar arguments in the proof of Lemma 5, we can obtain $\hat{\lambda}_1 \leq (c_m^* + o(1))d^{2-2\delta_0} + C_{13}(d^2\gamma_{d,T})$, for some constant $c_m^* > 0$.

Provided that $h_1(d, T) = o(d^{2+2\delta_0-4\delta_1}) = o(d^{2-2\delta_1})$ and $\gamma_{d,T} = o(d^{-2\delta_1})$,

$$\begin{aligned} \frac{\hat{\lambda}_{j+1} + h_1(d, T)}{\hat{\lambda}_j + h_1(d, T)} &\geq \frac{h_1(d, T)}{h_1(d, T) + C_{14}(d^2\beta_{d,T})}, \quad \text{for } j > r_1, \\ \frac{\hat{\lambda}_{j+1} + h_1(d, T)}{\hat{\lambda}_j + h_1(d, T)} &\geq (c_1 + o(1))d^{2\delta_0-2\delta_1}, \quad \text{for } 1 \leq j < r_1, \\ \frac{\hat{\lambda}_{j+1} + h_1(d, T)}{\hat{\lambda}_j + h_1(d, T)} &\leq c_2 d^{2\delta_1}(d^{-2}h_1(d, T) + C_{15}(\beta_{d,T})), \quad \text{for } j = r_1, \end{aligned}$$

where c_1 and c_2 are some positive constants. Under the condition that $\beta_{d,T} + d^{-2}h_1(d, T) = o(d^{2\delta_0-4\delta_1})$, we have $d^{2\delta_1}(d^{-2}h_1(d, T) + \beta_{d,T}) = o(d^{2\delta_0-2\delta_1})$. Furthermore, under the condition that $h_1(d, T) \gg d^{2+2\delta_1}\beta_{d,T}^2$, we can show that

$$d^{2\delta_1}(d^{-2}h_1(d, T) + \beta_{d,T}) \ll \frac{h_1(d, T)}{h_1(d, T) + d^2\beta_{d,T}}.$$

Thus, (ii) is followed by Assumption VII(b). \square

A.2. Proof of Theorem 1 for iTOPUP

Lemma 6. Suppose Assumptions I, II, III, IV and V(a) hold. Assume that $\|\hat{U}_2\hat{U}_2^\top - U_2U_2^\top\|_2 \leq c_0\sqrt{d_1/d_2}$ for some positive constant c_0 . Then, in an event $\Omega_{22} \cap \Omega_0$ with $\mathbb{P}(\Omega_{22}) \geq 1 - e^{-d_2}/2$ and $\mathbb{P}(\Omega_0) \geq 1 - T \exp(-C_1T^\vartheta) - \exp(-C_2T)$ with $C_1, C_2 > 0, 1/\vartheta = 1/\theta_1 + 2/\theta_2$, for all fixed m such that $m \geq r_2$, we have

$$\left\| \frac{1}{T-h} \sum_{t=h+1}^T \text{mat}_1(A_1 F_{t-h} A_2^\top \hat{U}_{2,m} \otimes E_t \hat{U}_{2,m}) \right\|_2 \leq C \left(\frac{d_1^{1/2} d^{1/2-\delta_0/2}}{\sqrt{T}} \right), \quad (53)$$

$$\left\| \frac{1}{T-h} \sum_{t=h+1}^T \text{mat}_1(A_1 F_{t-h} A_2^\top \hat{U}_{2,m} \otimes U_1^\top E_t \hat{U}_{2,m}) \right\|_2 \leq C \left(\frac{d^{1/2-\delta_0/2}}{\sqrt{T}} \right), \quad (54)$$

$$\left\| \frac{1}{T-h} \sum_{t=h+1}^T \text{mat}_1(E_{t-h} \hat{U}_{2,m} \otimes A_1 F_t A_2^\top \hat{U}_{2,m}) \right\|_2 \leq C \left(\frac{d_1^{1/2} d^{1/2-\delta_0/2}}{\sqrt{T}} \right), \quad (55)$$

$$\left\| \frac{1}{T-h} \sum_{t=h+1}^T U_1^\top \text{mat}_1(E_{t-h} \hat{U}_{2,m} \otimes A_1 F_t A_2^\top \hat{U}_{2,m}) \right\|_2 \leq C \left(\frac{d^{1/2-\delta_0/2}}{\sqrt{T}} \right), \quad (56)$$

$$\left\| \frac{1}{T-h} \sum_{t=h+1}^T \text{mat}_1(E_{t-h} \hat{U}_{2,m} \otimes E_t \hat{U}_{2,m}) \right\|_2 \leq C \left(\frac{d_1^{1/2}}{\sqrt{T}} \right), \quad (57)$$

$$\left\| \frac{1}{T-h} \sum_{t=h+1}^T \text{mat}_1(E_{t-h} \hat{U}_{2,m} \otimes U_1^\top E_t \hat{U}_{2,m}) \right\|_2 \leq C \left(\frac{d_1^{1/2}}{\sqrt{T}} \right), \quad (58)$$

$$\left\| \frac{1}{T-h} \sum_{t=h+1}^T U_1^\top \text{mat}_1(E_{t-h} \hat{U}_{2,m} \otimes U_1^\top E_t \hat{U}_{2,m}) \right\|_2 \leq C \left(\frac{1}{\sqrt{T}} \right), \quad (59)$$

for some constant positive C depending on K only.

Proof. Recall $\hat{U}_2 = \hat{U}_{2,r_2} = [\hat{U}_{21}, \dots, \hat{U}_{2r_2}]$. Write $U_{2,m} = [U_2, U_2^c]$ for $m > r_2$. Let $U_{2\perp}$ be complement part of U_2 , namely $[U_2, U_{2\perp}] \in \mathbf{O}_{d_2}$. If $m \leq r_2$, then $\|\hat{U}_{2,m}^\top U_{2\perp}\|_2 \leq \|\hat{U}_2^\top U_{2\perp}\|_2 = \|\hat{U}_2 \hat{U}_2^\top - U_2 U_2^\top\|_2$. If $m > r_2$, then $\hat{U}_{2,m} \hat{U}_{2,m}^\top = \hat{U}_2 \hat{U}_2^\top + \sum_{j=r_2+1}^m \hat{U}_{2j} \hat{U}_{2j}^\top = \hat{U}_2 \hat{U}_2^\top + \hat{U}_2^c \hat{U}_2^{c\top}$. Furthermore, for any matrix $B \in \mathbb{R}^{a \times d_2}$,

$$\|B \hat{U}_{2,m}\|_2 = \|[B \hat{U}_2, B \hat{U}_2^c]\|_2 \leq \sqrt{2} \left(\|B \hat{U}_2\|_2 + \|B \hat{U}_2^c\|_2 \right).$$

Note that

$$\|U_2 U_2^\top \hat{U}_2^c\|_2 = \|U_2^\top \hat{U}_2^c\|_2 \leq \|U_2^\top \hat{U}_{2\perp}\|_2 = \|\hat{U}_2 \hat{U}_2^\top - U_2 U_2^\top\|_2.$$

Adopting similar procedures in the proof of Theorem 1 in Han et al. (2020), we can show Lemma 6. \square

Lemma 7. Suppose Assumptions I, II, III, IV and V(a) hold. Let $r_1 \leq r_1^{(j)} \leq m_1 < d_1$ for all $1 \leq j \leq i-1$, and $m_1 = O(r_1)$. There exists an event Ω_2 such that $\mathbb{P}(\Omega_2) \geq 1 - e^{-d_2} - T \exp(-C_1 T^\vartheta) - \exp(-C_2 T)$, $C_1, C_2 > 0$, $1/\vartheta = 1/\theta_1 + 2/\theta_2$ and Ω_2 is independent of iteration number i . Then, at i -th iteration, in the event Ω_2 , for any fixed m with $m > r_1$, $\mathcal{M}^{(i)}(r_1, \hat{U}_1) - \mathcal{M}^{(i)}(m, \hat{U}_{1,m}) \leq C\beta_{d,T}$, where $C > 0$,

$$\beta_{d,T} = \frac{d_1}{T d^{1+\delta_0/2}} + \frac{d_1^{1/2} \eta_1^{(i)}}{T d^{1/2+3\delta_0/2}},$$

and $\eta_k^{(i)} = d_k^{1/2} d^{\delta_1 - \delta_0/2 - 1/2} + d_k^{1/2} d^{\delta_1 - 1}$.

Proof. Note that by Han et al. (2020), in the event Ω_2 , at i -th iteration ($i \geq 1$), for the iTOPUP estimator, assume that $\|\hat{U}_{k,r_k}^{(i)} \hat{U}_{k,r_k}^{(i)\top} - U_k U_k^\top\|_2 \leq C_0(\eta_k^{(i)} T^{-1/2})$, $1 \leq k \leq K$, for some $C_0 > 0$. The proof is similar to Lemma 4. Thus, it is omitted. \square

Lemma 8. Suppose Assumptions I, II, III, IV and V(a) hold. Let $r_1 \leq r_1^{(j)} \leq m_1 < d_1$ for all $1 \leq j \leq i-1$, and $m_1 = O(r_1)$. There exists an event Ω_2 such that $\mathbb{P}(\Omega_2) \geq 1 - e^{-d_2} - T \exp(-C_1 T^\vartheta) - \exp(-C_2 T)$, $C_1, C_2 > 0$, $1/\vartheta = 1/\theta_1 + 2/\theta_2$ and Ω_2 is independent of iteration number i . Then, at i -th iteration, in the event Ω_2 , for any m with $m < r_1$, there exist constants $c_m > 0$ and $C > 0$, such that $\mathcal{M}^{(i)}(m, \hat{U}_{1,m}) - \mathcal{M}^{(i)}(r_1, \hat{U}_1) \geq (c_m + o(1))d^{-2\delta_1} + C\gamma_{d,T}$, where

$$\gamma_{d,T} = \frac{d_1}{T d^{1+\delta_0}} + \frac{1}{T^{1/2} d^{1/2+3\delta_0/2}} + \frac{d_1^{1/2} \eta_1^{(i)}}{T d^{1/2+3\delta_0/2}},$$

and $\eta_k^{(i)} = d_k^{1/2} d^{\delta_1 - \delta_0/2 - 1/2} + d_k^{1/2} d^{\delta_1 - 1}$.

Proof. Note that by Han et al. (2020), in the event Ω_2 , at i -th iteration ($i \geq 1$), for the iTOPUP estimator, assume that $\|\hat{U}_{k,r_k}^{(i)} \hat{U}_{k,r_k}^{(i)\top} - U_k U_k^\top\|_2 \leq C_0(\eta_k^{(i)} T^{-1/2})$, $1 \leq k \leq K$, for some $C_0 > 0$. The proof is omitted, as it is similar to Lemma 5. \square

Proof of Theorem 1 for iTOPUP. Employing similar arguments in the proofs of Theorem 1 for non-iterative TOPUP we can show Theorem 1 for iTOPUP. \square

A.3. Proof of Theorem 1 for non-iterative TIPUP

Lemma 9. Let $U_{1\perp} \in \mathbb{R}^{d_1 \times (d_1 - r_1)}$ be the orthonormal complement of U_1 . Denote $U_{1\perp} = (U_{1j})_{r_1+1 \leq j \leq d_1}$ and $U_1 = (U_{1j})_{1 \leq j \leq r_1}$, where $U_{1j} \in \mathbb{R}^{d_1}$. Denote $\eta_d^* = d_k^{1/2} d^{\delta_1 - \delta_0/2 - 1/2} + d^{\delta_1 - 1/2}$. Define \hat{U}_1 be the estimated top r_1 left singular space of $\text{TIPUP}_1(X_{1:T})$. Suppose Assumptions I, II, III, IV and V(b) hold. Then, in an event $\Omega_{31} \cap \Omega_0$ with $\mathbb{P}(\Omega_{31}) \geq 1 - e^{-d_2}/2$ and $\mathbb{P}(\Omega_0) \geq 1 - T \exp(-C_1 T^\vartheta) - \exp(-C_2 T)$ with $C_1, C_2 > 0, 1/\vartheta = 1/\theta_1 + 2/\theta_2$, there exist a matrix $\tilde{U}_1 \in \mathbb{R}^{d_1 \times r_1}$ with $\tilde{U}_1 \tilde{U}_1^\top = \hat{U}_1 \hat{U}_1^\top$, such that

$$\|\hat{U}_1 - U_1 \tilde{U}_1^\top \hat{U}_1\|_2 \leq C \left(\frac{\eta_d^*}{\sqrt{T}} \right), \quad (60)$$

$$\|U_1 U_1^\top \hat{U}_{1j}\|_2 \leq C \left(\frac{\eta_d^*}{\sqrt{T}} \right), \quad (61)$$

for all $r_1 + 1 \leq j \leq d_1$ and $C > 0$.

The proof is similar to Lemma 2, thus is omitted.

Lemma 10. Suppose Assumptions I, II, III, IV and V(b) hold. Then, in an event $\Omega_{32} \cap \Omega_0$ with $\mathbb{P}(\Omega_{32}) \geq 1 - e^{-d_1}/2$ and $\mathbb{P}(\Omega_0) \geq 1 - T \exp(-C_1 T^\vartheta) - \exp(-C_2 T)$ with $C_1, C_2 > 0, 1/\vartheta = 1/\theta_1 + 2/\theta_2$, we have

$$\left\| \frac{1}{T-h} \sum_{t=h+1}^T A_1 F_{t-h} A_2^\top E_t^\top \right\|_2 \leq C \left(\frac{d_1^{1/2} d^{1/2 - \delta_0/2}}{\sqrt{T}} \right), \quad (62)$$

$$\left\| \frac{1}{T-h} \sum_{t=h+1}^T E_{t-h} A_2 F_t^\top A_1^\top \right\|_2 \leq C \left(\frac{d_1^{1/2} d^{1/2 - \delta_0/2}}{\sqrt{T}} \right), \quad (63)$$

$$\left\| \frac{1}{T-h} \sum_{t=h+1}^T A_1 F_{t-h} A_2^\top E_t^\top U_1 \right\|_2 \leq C \left(\frac{d^{1/2 - \delta_0/2}}{\sqrt{T}} \right), \quad (64)$$

$$\left\| \frac{1}{T-h} \sum_{t=h+1}^T U_1^\top E_{t-h} A_2^\top F_t^\top A_1^\top \right\|_2 \leq C \left(\frac{d^{1/2 - \delta_0/2}}{\sqrt{T}} \right), \quad (65)$$

$$\left\| \frac{1}{T-h} \sum_{t=h+1}^T E_{t-h} E_t^\top \right\|_2 \leq C \left(\frac{d^{1/2}}{\sqrt{T}} \right), \quad (66)$$

$$\left\| \frac{1}{T-h} \sum_{t=h+1}^T U_1^\top E_{t-h} E_t^\top U_1 \right\|_2 \leq C \left(\frac{d^{1/2}}{\sqrt{d_1 T}} \right), \quad (67)$$

for some constant positive C depending on K only.

Proof. By Theorem 2 in Chen, Yang and Zhang (2021), under Assumption I,

$$\mathbb{E} \left\| \frac{1}{T-h} \sum_{t=h+1}^T A_1 F_{t-h} A_2^\top E_t^\top \right\|_2 \leq \frac{\sigma \sqrt{8Td_1}}{T-h} \|\Theta_{1,0}^*\|_2^{1/2}.$$

Elementary calculation shows that

$$\begin{aligned}
& \left\| \left\| \sum_{t=h+1}^T A_1 F_{t-h} A_2^\top E_t^\top \right\|_2 - \left\| \sum_{t=h+1}^T A_1 F_{t-h} A_2^\top E_t^{*\top} \right\|_2 \right\| \\
& \leq \left\| (A_1 F_1 A_2^\top, \dots, A_1 F_{T-h} A_2^\top) \begin{pmatrix} E_{h+1}^\top - E_{h+1}^{*\top} \\ \vdots \\ E_T^\top - E_T^{*\top} \end{pmatrix} \right\|_2 \\
& \leq \left\| (A_1 F_1 A_2^\top, \dots, A_1 F_{T-h} A_2^\top) \right\|_2^{1/2} \left\| \begin{pmatrix} E_{h+1}^\top - E_{h+1}^{*\top} \\ \vdots \\ E_T^\top - E_T^{*\top} \end{pmatrix} \right\|_2 \\
& \leq \sqrt{T} \|\Theta_{1,0}^*\|_2^{1/2} \left\| \begin{pmatrix} E_{h+1}^\top - E_{h+1}^{*\top} \\ \vdots \\ E_T^\top - E_T^{*\top} \end{pmatrix} \right\|_F.
\end{aligned}$$

That is, $\left\| \sum_{t=h+1}^T A_1 F_{t-h} A_2^\top E_t^\top \right\|_2$ is a $\sigma\sqrt{T}\|\Theta_{1,0}^*\|_2^{1/2}$ Lipschitz function in (E_1, \dots, E_T) . Then, by Gaussian concentration inequalities for Lipschitz functions,

$$\mathbb{P} \left(\left\| \sum_{t=h+1}^T \frac{A_1 F_{t-h} A_2^\top E_t^\top}{T-h} \right\|_2 - \frac{\sigma(8Td_1)^{1/2}}{T-h} \|\Theta_{1,0}^*\|_2^{1/2} \geq \frac{\sigma\sqrt{T}}{T-h} \|\Theta_{1,0}^*\|_2^{1/2} x \right) \leq 2e^{-\frac{x^2}{2}}.$$

As $T \geq 4h_0$ and $K = 2$, this implies with $x \asymp \sqrt{d_1}$ that in an event Ω_a with at least probability $1 - e^{-d_1}/6$,

$$\left\| \frac{1}{T-h} \sum_{t=h+1}^T A_1 F_{t-h} A_2^\top E_t^\top \right\|_2 \leq \frac{C_0 \sqrt{Td_1}}{T-h} \|\Theta_{1,0}^*\|_2^{1/2}, \quad (68)$$

with a constant C_0 depending on K only. Then, by Proposition 2, in the event $\Omega_a \cap \Omega_0$, (62) follows. Similar arguments yield (63), (64) and (65) in the event $\Omega_a \cap \Omega_0$.

We split the sum into two terms over the index sets, $S_1 = \{(h, 2h] \cup (3h, 4h] \cup \dots\} \cap (h, T]$ and its complement S_2 in $(h, T]$, so that $\{E_{t-h}, t \in S_a\}$ is independent of $\{E_t, t \in S_a\}$ for each $a = 1, 2$. Let $n_a = |S_a|d_2$. Define $G_a = (E_{t-h}, t \in S_a) \in \mathbb{R}^{d_1 \times n_a}$ and $H_a = (E_t, t \in S_a) \in \mathbb{R}^{d_1 \times n_a}$. Then, G_a, H_a are two independent Gaussian matrices. Note that

$$\left\| \sum_{t \in S_a} \frac{E_{t-h} E_t^\top}{T-h} \right\|_2 = \left\| \frac{G_a H_a^\top}{T-h} \right\|_2.$$

Moreover, by Assumption I, $\text{Var}(u^\top \text{vec}(G_a)) \leq \sigma^2$ and $\text{Var}(u^\top \text{vec}(H_a)) \leq \sigma^2$ for all unit vectors $u \in \mathbb{R}^{d_1 n_a}$, so that by Lemme 19(i)

$$\mathbb{P} \left\{ \|G_a H_a^\top\|_2 / \sigma^2 \geq d_1 + 2\sqrt{d_1 n_a} + x(x + 2\sqrt{n_a} + 2\sqrt{d_1}) \right\} \leq 2e^{-x^2/2}, \quad x > 0.$$

Thus, as $\sum_{a=1}^2 n_a = d_2(T-h)$, it follows from the above inequality that with $h_0 \leq T/4$, $x \asymp \sqrt{d_1}$ and some constant C'_0 depending on K only,

$$\left\| \sum_{t=h+1}^T \frac{E_{t-h} E_t^\top}{T-h} \right\|_2 \leq \frac{C'_0(d_1 + \sqrt{d_1 d_2 T})}{T-h}, \quad (69)$$

in an event Ω_c with at least probability $1 - e^{-d_1}/6$. Then, as in the derivation of $\|\Delta_3^*\|_2$ in the proof of Theorem 2 in [Chen, Yang and Zhang \(2021\)](#), in the event Ω_c , (66) follows. Similar arguments yield (67) in the event Ω_c . Set $\Omega_{32} = \Omega_a \cap \Omega_c$, then $\mathbb{P}(\Omega_{32}) \geq 1 - e^{-d_1}/2$. \square

Lemma 11. *Suppose Assumptions I, II, III, IV and V(b) hold. In an event Ω_3 with $\mathbb{P}(\Omega_3) \geq 1 - e^{-d_1} - e^{-d_2} - T \exp(-C_1 T^\vartheta) - \exp(-C_2 T)$ with $C_1, C_2 > 0$, $1/\vartheta = 1/\theta_1 + 2/\theta_2$, for any fixed m with $m > r_1$, $\mathcal{M}^*(r_1, \hat{U}_1) - \mathcal{M}^*(m, \hat{U}_{1,m}) \leq C\beta_{d,T}^*$, where $C > 0$,*

$$\beta_{d,T}^* = \frac{1}{Td} + \frac{d_1}{Td^{1+\delta_0}} + \frac{d_1^{1/2} \eta_d^*}{Td^{1/2+3\delta_0/2}} + \frac{\eta_d^*}{Td^{1/2+\delta_0}},$$

and $\eta_d^* = d_k^{1/2} d^{\delta_1 - \delta_0/2 - 1/2} + d^{\delta_1 - 1/2}$.

Proof. Let $\Omega_3 = \Omega_{31} \cap \Omega_{32} \cap \Omega_0$, where Ω_{31}, Ω_{32} are defined in Lemma 9 and 10, respectively, and Ω_0 is the event in Proposition 2. Let $U_{1,r_1} = U_1$ and $U_{1,m} = (U_{11}, U_{12}, \dots, U_{1m})$.

$$\begin{aligned} \left| \mathcal{M}^*(m, \hat{U}_{1,m}) - \mathcal{M}^*(r_1, \hat{U}_1) \right| &\leq \left| \mathcal{M}^*(m, \hat{U}_{1,m}) - \mathcal{M}^*(r_1, U_1) \right| + \left| \mathcal{M}^*(r_1, \hat{U}_1) - \mathcal{M}^*(r_1, U_1) \right| \\ &\leq 2 \max_{r_1 < m \leq m_1} \left| \mathcal{M}^*(m, \hat{U}_{1,m}) - \mathcal{M}^*(r_1, U_1) \right|. \end{aligned}$$

As m_1 is fixed, it is sufficient to prove for each m with $m > r_1$,

$$\left| \mathcal{M}^*(m, \hat{U}_{1,m}) - \mathcal{M}^*(r_1, U_1) \right| \leq C\beta_{d,T}^*. \quad (70)$$

In the following, we shall only work on Ω_3 .

Elementary calculation shows that

$$\begin{aligned}
& d^2 \cdot \mathcal{M}^*(m, \hat{U}_{1,m}) - d^2 \cdot \mathcal{M}^*(r_1, U_1) \\
&= \sum_{h=1}^{h_0} \frac{1}{(T-h)^2} \sum_{s,t=h+1}^T \text{tr} \left\{ \left(U_1 U_1^\top - \hat{U}_{1,m} \hat{U}_{1,m}^\top \right) X_{t-h} X_t^\top X_s X_{s-h}^\top \right\} \\
&= \sum_{h=1}^{h_0} \frac{1}{(T-h)^2} \sum_{s,t=h+1}^T \text{tr} \left\{ X_s A_2 F_{s-h}^\top A_1^\top \left(U_1 U_1^\top - \hat{U}_{1,m} \hat{U}_{1,m}^\top \right) A_1 F_{t-h} A_2^\top X_t^\top \right\} \\
&\quad + \sum_{h=1}^{h_0} \frac{1}{(T-h)^2} \sum_{s,t=h+1}^T \text{tr} \left\{ X_s E_{s-h}^\top \left(U_1 U_1^\top - \hat{U}_{1,m} \hat{U}_{1,m}^\top \right) E_{t-h} X_t^\top \right\} \\
&\quad + \sum_{h=1}^{h_0} \frac{1}{(T-h)^2} \sum_{s,t=h+1}^T \text{tr} \left\{ X_s A_2 F_{s-h}^\top A_1^\top \left(U_1 U_1^\top - \hat{U}_{1,m} \hat{U}_{1,m}^\top \right) E_{t-h} X_t^\top \right\} \\
&\quad + \sum_{h=1}^{h_0} \frac{1}{(T-h)^2} \sum_{s,t=h+1}^T \text{tr} \left\{ X_s E_{s-h}^\top \left(U_1 U_1^\top - \hat{U}_{1,m} \hat{U}_{1,m}^\top \right) A_1 F_{t-h} A_2^\top X_t^\top \right\} \\
&:= \text{I} + \text{II} + \text{III} + \text{IV}.
\end{aligned}$$

Note that $\text{III} = \text{IV}$.

We first consider II.

$$\begin{aligned}
\text{II} &= \sum_{h=1}^{h_0} \frac{1}{(T-h)^2} \sum_{s,t=h+1}^T \text{tr} \left\{ X_s E_{s-h}^\top \left(U_1 U_1^\top - \hat{U}_{1,m} \hat{U}_{1,m}^\top \right) E_{t-h} X_t^\top \right\} \\
&= \sum_{h=1}^{h_0} \frac{1}{(T-h)^2} \sum_{s,t=h+1}^T \text{tr} \left\{ E_s E_{s-h}^\top \left(U_1 U_1^\top - \hat{U}_{1,m} \hat{U}_{1,m}^\top \right) E_{t-h} E_t^\top \right\} \\
&\quad + \sum_{h=1}^{h_0} \frac{1}{(T-h)^2} \sum_{s,t=h+1}^T \text{tr} \left\{ A_1 F_s A_2^\top E_{s-h}^\top \left(U_1 U_1^\top - \hat{U}_{1,m} \hat{U}_{1,m}^\top \right) E_{t-h} A_2 F_t^\top A_1^\top \right\} \\
&\quad + 2 \sum_{h=1}^{h_0} \frac{1}{(T-h)^2} \sum_{s,t=h+1}^T \text{tr} \left\{ A_1 F_s A_2^\top E_{s-h}^\top \left(U_1 U_1^\top - \hat{U}_{1,m} \hat{U}_{1,m}^\top \right) E_{t-h} E_t^\top \right\} \\
&:= \text{II}_1 + \text{II}_2 + 2\text{II}_3.
\end{aligned}$$

By (42), Lemma 9 and 10,

$$\begin{aligned}
\text{II}_1 &\leq r_1 \sum_{h=1}^{h_0} \left\| \frac{1}{T-h} \sum_{t=h+1}^T E_{t-h} E_t^\top \right\|_2^2 \left(\left\| \hat{U}_1 - U_1 \tilde{U}_1^\top \hat{U}_1 \right\|_2^2 + \left\| \hat{U}_1 - U_1 \tilde{U}_1^\top \hat{U}_1 \right\|_2 \cdot \left\| U_1 \tilde{U}_1^\top \hat{U}_1 \right\|_2 \right) \\
&\quad + (m - r_1) \sum_{h=1}^{h_0} \left\| \frac{1}{T-h} \sum_{t=h+1}^T E_{t-h} E_t^\top \right\|_2^2 \\
&= O\left(\frac{d}{T}\right),
\end{aligned}$$

using the fact $\eta_d^* = o(\sqrt{T})$.

$$\begin{aligned}
\Pi_2 &\leq r_1 \sum_{h=1}^{h_0} \left\| \frac{1}{T-h} \sum_{t=h+1}^T E_{t-h} A_2 F_t^\top A_1^\top \right\|_2^2 \left\| \hat{U}_1 - U_1 \tilde{U}_1^\top \hat{U}_1 \right\|_2^2 \\
&\quad + 2r_1 \sum_{h=1}^{h_0} \left\| \frac{1}{T-h} \sum_{t=h+1}^T E_{t-h} A_2 F_t^\top A_1^\top \right\|_2 \left\| \frac{1}{T-h} \sum_{s=h+1}^T U_1^\top E_{s-h} A_2 F_s^\top A_1^\top \right\|_2 \left\| \hat{U}_1 - U_1 \tilde{U}_1^\top \hat{U}_1 \right\|_2 \\
&\quad + (m-r_1) \sum_{h=1}^{h_0} \left\| \frac{1}{T-h} \sum_{t=h+1}^T E_{t-h} A_2 F_t^\top A_1^\top \right\|_2^2 \\
&= O\left(\frac{d_1 d^{1-\delta_0}}{T}\right).
\end{aligned}$$

$$\begin{aligned}
\Pi_3 &\leq r_1 \sum_{h=1}^{h_0} \left\| \frac{1}{T-h} \sum_{s=h+1}^T E_{s-h} A_2 F_s^\top A_1^\top \right\|_2 \left\| \frac{1}{T-h} \sum_{t=h+1}^T E_{t-h} E_t^\top \right\|_2 \left\| \hat{U}_1 - U_1 \tilde{U}_1^\top \hat{U}_1 \right\|_2^2 \\
&\quad + r_1 \sum_{h=1}^{h_0} \left\| \frac{1}{T-h} \sum_{s=h+1}^T E_{s-h} A_2 F_s^\top A_1^\top \right\|_2 \left\| \frac{1}{T-h} \sum_{t=h+1}^T U_1^\top E_{t-h} E_t^\top \right\|_2 \left\| \hat{U}_1 - U_1 \tilde{U}_1^\top \hat{U}_1 \right\|_2 \\
&\quad + r_1 \sum_{h=1}^{h_0} \left\| \frac{1}{T-h} \sum_{t=h+1}^T E_{t-h} E_t^\top \right\|_2 \left\| \frac{1}{T-h} \sum_{s=h+1}^T U_1^\top E_{s-h} A_2 F_s^\top A_1^\top \right\|_2 \left\| \hat{U}_1 - U_1 \tilde{U}_1^\top \hat{U}_1 \right\|_2 \\
&\quad + (m-r_1) \sum_{h=1}^{h_0} \left\| \frac{1}{T-h} \sum_{s=h+1}^T E_{s-h} A_2 F_s^\top A_1^\top \right\|_2 \left\| \frac{1}{T-h} \sum_{t=h+1}^T E_{t-h} E_t^\top \right\|_2 \\
&= O\left(\frac{d_1^{1/2} d^{1-\delta_0/2}}{T}\right).
\end{aligned}$$

Combing the bounds of Π_1, Π_2 and Π_3 , we have

$$\Pi = O\left(\frac{d}{T} + \frac{d_1 d^{1-\delta_0}}{T}\right). \tag{71}$$

Next, we consider III.

$$\begin{aligned}
\text{III} &= \sum_{h=1}^{h_0} \frac{1}{(T-h)^2} \sum_{s,t=h+1}^T \text{tr} \left\{ X_s A_2 F_{s-h}^\top A_1^\top \left(U_1 U_1^\top - \hat{U}_{1,m} \hat{U}_{1,m}^\top \right) E_{t-h} X_t^\top \right\} \\
&= \sum_{h=1}^{h_0} \frac{1}{(T-h)^2} \sum_{s,t=h+1}^T \text{tr} \left\{ A_1 F_s A_2^\top A_2 F_{s-h}^\top A_1^\top \left(U_1 U_1^\top - \hat{U}_{1,m} \hat{U}_{1,m}^\top \right) E_{t-h} A_2 F_t^\top A_1^\top \right\} \\
&\quad + \sum_{h=1}^{h_0} \frac{1}{(T-h)^2} \sum_{s,t=h+1}^T \text{tr} \left\{ E_s A_2 F_{s-h}^\top A_1^\top \left(U_1 U_1^\top - \hat{U}_{1,m} \hat{U}_{1,m}^\top \right) E_{t-h} E_t^\top \right\} \\
&\quad + \sum_{h=1}^{h_0} \frac{1}{(T-h)^2} \sum_{s,t=h+1}^T \text{tr} \left\{ E_s A_2 F_{s-h}^\top A_1^\top \left(U_1 U_1^\top - \hat{U}_{1,m} \hat{U}_{1,m}^\top \right) E_{t-h} A_2 F_t^\top A_1^\top \right\} \\
&\quad + \sum_{h=1}^{h_0} \frac{1}{(T-h)^2} \sum_{s,t=h+1}^T \text{tr} \left\{ A_1 F_s A_2^\top A_2 F_{s-h}^\top A_1^\top \left(U_1 U_1^\top - \hat{U}_{1,m} \hat{U}_{1,m}^\top \right) E_{t-h} E_t^\top \right\} \\
&:= \text{III}_1 + \text{III}_2 + \text{III}_3 + \text{III}_4.
\end{aligned}$$

Note that $A_1^\top U_1 U_1^\top = A_1^\top$. Similarly, by (42), Lemma 9 and 10,

$$\begin{aligned}
\text{III}_1 &\leq 3r_1 \sum_{h=1}^{h_0} \left\| \frac{1}{T-h} \sum_{s=h+1}^T A_1 F_s A_2^\top A_2 F_{s-h}^\top A_1^\top \right\|_2 \left\| \frac{1}{T-h} \sum_{t=h+1}^T E_{t-h} A_2 F_t^\top A_1^\top \right\|_2 \left\| \hat{U}_1 - U_1 \tilde{U}_1^\top \hat{U}_1 \right\|_2 \\
&\quad + (m - r_1) \sum_{h=1}^{h_0} \left\| \frac{1}{T-h} \sum_{s=h+1}^T A_1 F_s A_2^\top A_2 F_{s-h}^\top A_1^\top \right\|_2 \left\| \frac{1}{T-h} \sum_{t=h+1}^T E_{t-h} A_2 F_t^\top A_1^\top \right\|_2 \left\| U_1 U_1^\top \hat{U}_{1j} \right\|_2 \\
&= O \left(\frac{d_1^{1/2} d^{3/2-3\delta_0/2} \eta_d^*}{T} \right).
\end{aligned}$$

Moreover,

$$\begin{aligned}
\text{III}_2 &\leq 3r_1 \sum_{h=1}^{h_0} \left\| \frac{1}{T-h} \sum_{s=h+1}^T E_s A_2 F_{s-h}^\top A_1^\top \right\|_2 \left\| \frac{1}{T-h} \sum_{t=h+1}^T E_{t-h} E_t^\top \right\|_2 \left\| \hat{U}_1 - U_1 \tilde{U}_1^\top \hat{U}_1 \right\|_2 \\
&\quad + r_1 \sum_{h=1}^{h_0} \left\| \frac{1}{T-h} \sum_{s=h+1}^T E_s A_2 F_{s-h}^\top A_1^\top \right\|_2 \left\| \frac{1}{T-h} \sum_{t=h+1}^T E_{t-h} E_t^\top \right\|_2 \left\| U_1 U_1^\top \hat{U}_{1j} \right\|_2 \\
&= O \left(\frac{d_1^{1/2} d^{1-\delta_0/2} \eta_d^*}{T^{3/2}} \right).
\end{aligned}$$

$$\begin{aligned}
\text{III}_3 &\leq 3r_1 \sum_{h=1}^{h_0} \left\| \frac{1}{T-h} \sum_{s=h+1}^T U_1^\top E_s A_2 F_{s-h}^\top A_1^\top \right\|_2 \left\| \frac{1}{T-h} \sum_{t=h+1}^T E_{t-h} A_2 F_t^\top A_1^\top U_1 \right\|_2 \left\| \hat{U}_1 - U_1 \tilde{U}_1^\top \hat{U}_1 \right\|_2 \\
&\quad + (m-r_1) \sum_{h=1}^{h_0} \left\| \frac{1}{T-h} \sum_{s=h+1}^T U_1^\top E_s A_2 F_{s-h}^\top A_1^\top \right\|_2 \left\| \frac{1}{T-h} \sum_{t=h+1}^T E_{t-h} A_2 F_t^\top A_1^\top U_1 \right\|_2 \left\| U_1 U_1^\top \hat{U}_{1j} \right\|_2 \\
&= O \left(\frac{d_1^{1/2} d^{1-\delta_0} \eta_d^*}{T^{3/2}} \right).
\end{aligned}$$

$$\begin{aligned}
\text{III}_4 &\leq r_1 \sum_{h=1}^{h_0} \left\| \frac{1}{T-h} \sum_{s=h+1}^T U_1^\top A_1 F_s A_2^\top A_2 F_{s-h}^\top A_1^\top \right\|_2 \left\| \frac{1}{T-h} \sum_{t=h+1}^T E_{t-h} E_t^\top U_1 \right\|_2 \left\| \hat{U}_1 - U_1 \tilde{U}_1^\top \hat{U}_1 \right\|_2 \\
&\quad + (m-r_1) \sum_{h=1}^{h_0} \left\| \frac{1}{T-h} \sum_{s=h+1}^T A_1 F_s A_2^\top A_2 F_{s-h}^\top A_1^\top \right\|_2 \left\| \frac{1}{T-h} \sum_{t=h+1}^T E_{t-h} E_t^\top \right\|_2 \left\| U_1 U_1^\top \hat{U}_{1j} \right\|_2 \\
&= O \left(\frac{d^{3/2-\delta_0} \eta_d^*}{T} \right).
\end{aligned}$$

Combing $\text{III}_1, \text{III}_2, \text{III}_3$ and III_4 , we have

$$\text{III} = O \left(\frac{d_1^{1/2} d^{3/2-3\delta_0/2} \eta_d^*}{T} + \frac{d_1^{1/2} d^{1-\delta_0/2} \eta_d^*}{T^{3/2}} + \frac{d^{3/2-\delta_0} \eta_d^*}{T} \right). \quad (72)$$

In view of (71) and (72),

$$\text{II} + \text{III} + \text{IV} = O \left(\frac{d}{T} + \frac{d_1 d^{1-\delta_0}}{T} + \frac{d_1^{1/2} d^{3/2-3\delta_0/2} \eta_d^*}{T} + \frac{d^{3/2-\delta_0} \eta_d^*}{T} \right). \quad (73)$$

Next, we consider I.

$$\begin{aligned}
\text{I} &= \sum_{h=1}^{h_0} \frac{1}{(T-h)^2} \sum_{s,t=h+1}^T \text{tr} \left\{ X_s A_2 F_{s-h}^\top A_1^\top \left(U_1 U_1^\top - \hat{U}_{1,m} \hat{U}_{1,m}^\top \right) A_1 F_{t-h} A_2^\top X_t^\top \right\} \\
&= \sum_{h=1}^{h_0} \frac{1}{(T-h)^2} \text{tr} \left\{ \sum_{s=h+1}^T X_s A_2 F_{s-h}^\top A_1^\top \left(I - \hat{U}_{1,m} \hat{U}_{1,m}^\top \right) \sum_{t=h+1}^T A_1 F_{t-h} A_2^\top X_t^\top \right\} \\
&\geq 0,
\end{aligned}$$

using the fact that $I - \hat{U}_{1,m} \hat{U}_{1,m}^\top$ is positive semi-definite, $x^\top \hat{U}_{1,m} \hat{U}_{1,m}^\top x \leq x^\top x$.

Using the definition of our optimization target, we have $\mathcal{M}^*(m, \hat{U}_{1,m}) < \mathcal{M}^*(r_1, \hat{U}_1) \leq \mathcal{M}^*(r_1, U_1)$. It follows that $\text{I} + \text{II} + \text{III} + \text{IV} \leq 0$. As $\text{I} \geq 0$, by (73), $\text{I} = O(d^2 \beta_{d,T}^*)$. In summary,

$$\left| \mathcal{M}^*(m, \hat{U}_{1,m}) - \mathcal{M}^*(r_1, U_1) \right| \leq C \beta_{d,T}^*.$$

□

Lemma 12. Suppose Assumptions I, II, III, IV and V(b) hold. In an event Ω_3 with $\mathbb{P}(\Omega_3) \geq 1 - e^{-d_1} - e^{-d_2} - T \exp(-C_1 T^\vartheta) - \exp(-C_2 T)$ with $C_1, C_2 > 0, 1/\vartheta = 1/\theta_1 + 2/\theta_2$, for any m with $m < r_1$, there exist constants $c_m > 0$ and $C > 0$, such that $\mathcal{M}^*(m, \hat{U}_{1,m}) - \mathcal{M}^*(r_1, \hat{U}_1) \geq (c_m + o(1))d^{-2\delta_1} + C\gamma_{d,T}^*$, where

$$\gamma_{d,T}^* = \frac{d_1}{Td^{1+\delta_0}} + \frac{1}{Td} + \frac{1}{T^{1/2}d^{1/2+3\delta_0/2}} + \frac{1}{T^{1/2}d^{1/2+\delta_0}d_1^{1/2}} + \frac{d_1^{1/2}\eta_d^*}{Td^{1/2+3\delta_0/2}} + \frac{\eta_d^*}{Td^{1/2+\delta_0}},$$

$$\text{and } \eta_d^* = d_k^{1/2}d^{\delta_1-\delta_0/2-1/2} + d^{\delta_1-1/2}.$$

Proof. Let $\Omega_3 = \Omega_{31} \cap \Omega_{32} \cap \Omega_0$, where Ω_{31}, Ω_{32} are defined in Lemma 9 and 10, respectively, and Ω_0 is the event in Proposition 2. In the following, we shall only work on Ω_3 .

Let $U_{1,r_1} = U_1$ and $U_{1,m} = (U_{11}, U_{12}, \dots, U_{1m})$.

$$\begin{aligned} & d^2 \cdot \mathcal{M}^*(m, \hat{U}_{1,m}) - d^2 \cdot \mathcal{M}^*(r_1, \hat{U}_1) \\ &= \sum_{h=1}^{h_0} \frac{1}{(T-h)^2} \sum_{s,t=h+1}^T \text{tr} \left\{ \left(\hat{U}_1 \hat{U}_1^\top - \hat{U}_{1,m} \hat{U}_{1,m}^\top \right) X_{t-h} X_t^\top X_{s-h} X_s^\top \right\} \\ &= \sum_{h=1}^{h_0} \sum_{j=m+1}^{r_1} \frac{1}{(T-h)^2} \sum_{s,t=h+1}^T \text{tr} \left\{ X_s A_2 F_{s-h}^\top A_1^\top \hat{U}_{1j} \hat{U}_{1j}^\top A_1 F_{t-h} A_2^\top X_t^\top \right\} \\ &\quad + \sum_{h=1}^{h_0} \sum_{j=m+1}^{r_1} \frac{1}{(T-h)^2} \sum_{s,t=h+1}^T \text{tr} \left\{ X_s E_{s-h}^\top \hat{U}_{1j} \hat{U}_{1j}^\top E_{t-h} X_t^\top \right\} \\ &\quad + \sum_{h=1}^{h_0} \sum_{j=m+1}^{r_1} \frac{1}{(T-h)^2} \sum_{s,t=h+1}^T \text{tr} \left\{ X_s A_2 F_{s-h}^\top A_1^\top \hat{U}_{1j} \hat{U}_{1j}^\top E_{t-h} X_t^\top \right\} \\ &\quad + \sum_{h=1}^{h_0} \sum_{j=m+1}^{r_1} \frac{1}{(T-h)^2} \sum_{s,t=h+1}^T \text{tr} \left\{ X_s E_{s-h}^\top \hat{U}_{1j} \hat{U}_{1j}^\top A_1 F_{t-h} A_2^\top X_t^\top \right\} \\ &:= \text{I} + \text{II} + \text{III} + \text{IV}. \end{aligned}$$

Note that $\text{III} = \text{IV}$.

We first consider I.

$$\begin{aligned} \text{I} &= \sum_{h=1}^{h_0} \sum_{j=m+1}^{r_1} \frac{1}{(T-h)^2} \sum_{s,t=h+1}^T \text{tr} \left\{ A_1 F_s A_2^\top A_2 F_{s-h}^\top A_1^\top \hat{U}_{1j} \hat{U}_{1j}^\top A_1 F_{t-h} A_2^\top A_2 F_t^\top A_1^\top \right\} \\ &\quad + \sum_{h=1}^{h_0} \sum_{j=m+1}^{r_1} \frac{1}{(T-h)^2} \sum_{s,t=h+1}^T \text{tr} \left\{ E_s A_2 F_{s-h}^\top A_1^\top \hat{U}_{1j} \hat{U}_{1j}^\top A_1 F_{t-h} A_2^\top E_t^\top \right\} \\ &\quad + 2 \sum_{h=1}^{h_0} \sum_{j=m+1}^{r_1} \frac{1}{(T-h)^2} \sum_{s,t=h+1}^T \text{tr} \left\{ E_s A_2 F_{s-h}^\top A_1^\top \hat{U}_{1j} \hat{U}_{1j}^\top A_1 F_{t-h} A_2^\top A_2 F_t^\top A_1^\top \right\} \\ &:= \text{I}_1 + \text{I}_2 + \text{I}_3. \end{aligned}$$

For I_1 ,

$$\begin{aligned}
I_1 &= \sum_{h=1}^{h_0} \sum_{j=m+1}^{r_1} \frac{1}{(T-h)^2} \sum_{s,t=h+1}^T \text{tr} \left\{ \hat{U}_{1j}^\top A_1 F_{t-h} A_2^\top A_2 F_t^\top A_1^\top A_1 F_s A_2^\top A_2 F_{s-h}^\top A_1^\top \hat{U}_{1j} \right\} \\
&= \sum_{h=1}^{h_0} \sum_{j=m+1}^{r_1} \text{tr} \left\{ \hat{U}_{1j}^\top U_1 U_1^\top \Theta_{1,h}^* \Theta_{1,h}^{*\top} U_1 U_1^\top \hat{U}_{1j} \right\} \\
&\geq \lambda_{\min} \left(\sum_{h=1}^{h_0} U_1^\top \Theta_{1,h}^* \Theta_{1,h}^{*\top} U_1 \right) \text{tr} \left\{ \sum_{j=m+1}^{r_1} \hat{U}_{1j}^\top U_1 U_1^\top \hat{U}_{1j} \right\} \\
&= \sigma_{r_1}^2 (U_1^\top \mathbb{E}(\text{TIPUP}_1)) \sum_{j=m+1}^{r_1} \hat{U}_{1j}^\top U_1 U_1^\top \hat{U}_{1j} \\
&\geq \sigma_{r_1}^2 (U_1^\top \mathbb{E}(\text{TIPUP}_1)) (r_1 - m) (1 - \|\hat{U}_1 \hat{U}_1^\top - U_1 U_1^\top\|_2^2),
\end{aligned}$$

where the last step follows from (46). By Proposition 2, in the event Ω_0 , $\sigma_{r_1} (U_1^\top \mathbb{E}(\text{TIPUP}_1)) = \tau_{1,r_1}^* \asymp d^{1-\delta_1}$, with $0 \leq \delta_0 \leq \delta_1 \leq 1$. Hence, there exists a constant $c_m > 0$ such that in the event Ω_3 ,

$$I_1 \geq (c_m + o(1)) d^{2-2\delta_1}. \quad (74)$$

By Lemma 10,

$$\begin{aligned}
I_2 &= \sum_{h=1}^{h_0} \sum_{j=m+1}^{r_1} \left\| \frac{1}{T-h} \sum_{s=h+1}^T E_s A_2 F_{s-h}^\top A_1^\top \right\|_2^2 = O \left(\frac{d_1 d^{1-\delta_0}}{T} \right). \\
I_3 &= \sum_{h=1}^{h_0} \sum_{j=m+1}^{r_1} \left\| \frac{1}{T-h} \sum_{s=h+1}^T U_1^\top E_s A_2 F_{s-h}^\top A_1^\top \right\|_2 \left\| \frac{1}{T-h} \sum_{t=h+1}^T A_1 F_{t-h} A_2^\top A_2 F_t^\top A_1^\top U_1 \right\|_2 = O \left(\frac{d^{3/2-3\delta_0/2}}{T^{1/2}} \right).
\end{aligned}$$

This implies that

$$I_2 + I_3 = O \left(\frac{d_1 d^{1-\delta_0}}{T} + \frac{d^{3/2-3\delta_0/2}}{T^{1/2}} \right). \quad (75)$$

Next, we consider II.

$$\begin{aligned}
\text{II} &= \sum_{h=1}^{h_0} \sum_{j=m+1}^{r_1} \frac{1}{(T-h)^2} \sum_{s,t=h+1}^T \text{tr} \left\{ E_s E_{s-h}^\top \hat{U}_{1j} \hat{U}_{1j}^\top E_{t-h} E_t^\top \right\} \\
&\quad + \sum_{h=1}^{h_0} \sum_{j=m+1}^{r_1} \frac{1}{(T-h)^2} \sum_{s,t=h+1}^T \text{tr} \left\{ A_1 F_s A_2^\top E_{s-h}^\top \hat{U}_{1j} \hat{U}_{1j}^\top E_{t-h} A_2 F_t^\top A_1^\top \right\} \\
&\quad + 2 \sum_{h=1}^{h_0} \sum_{j=m+1}^{r_1} \frac{1}{(T-h)^2} \sum_{s,t=h+1}^T \text{tr} \left\{ A_1 F_s A_2^\top E_{s-h}^\top \hat{U}_{1j} \hat{U}_{1j}^\top E_{t-h} E_t^\top \right\} \\
&:= \text{II}_1 + \text{II}_2 + 2\text{II}_3.
\end{aligned}$$

By Lemma 10,

$$\Pi_1 = \sum_{h=1}^{h_0} \sum_{j=m+1}^{r_1} \frac{1}{(T-h)^2} \sum_{s,t=h+1}^T \text{tr} \left\{ E_s E_{s-h}^\top \hat{U}_{1j} \hat{U}_{1j}^\top E_{t-h} E_t^\top \right\} = O\left(\frac{d}{T}\right).$$

Applying (42),

$$\begin{aligned} \Pi_2 &= \sum_{h=1}^{h_0} \sum_{j=m+1}^{r_1} \frac{1}{(T-h)^2} \sum_{s,t=h+1}^T \text{tr} \left\{ A_1 F_s A_2^\top E_{s-h}^\top (\hat{U}_{1j} - U_1 \tilde{U}_1^\top \hat{U}_{1j}) (\hat{U}_{1j} - U_1 \tilde{U}_1^\top \hat{U}_{1j})^\top E_{t-h} A_2 F_t^\top A_1^\top \right\} \\ &\quad + 2 \sum_{h=1}^{h_0} \sum_{j=m+1}^{r_1} \frac{1}{(T-h)^2} \sum_{s,t=h+1}^T \text{tr} \left\{ A_1 F_s A_2^\top E_{s-h}^\top (\hat{U}_{1j} - U_1 \tilde{U}_1^\top \hat{U}_{1j}) (U_1 \tilde{U}_1^\top \hat{U}_{1j})^\top E_{t-h} A_2 F_t^\top A_1^\top \right\} \\ &\quad + \sum_{h=1}^{h_0} \sum_{j=m+1}^{r_1} \frac{1}{(T-h)^2} \sum_{s,t=h+1}^T \text{tr} \left\{ A_1 F_s A_2^\top E_{s-h}^\top (U_1 \tilde{U}_1^\top \hat{U}_{1j}) (U_1 \tilde{U}_1^\top \hat{U}_{1j})^\top E_{t-h} A_2 F_t^\top A_1^\top \right\} \\ &= O\left(\frac{d_1 d^{1-\delta_0} \eta_d^{*2}}{T^2} + \frac{d^{1-\delta_0}}{T}\right). \end{aligned}$$

$$\begin{aligned} \Pi_3 &= \sum_{h=1}^{h_0} \sum_{j=m+1}^{r_1} \frac{1}{(T-h)^2} \sum_{s,t=h+1}^T \text{tr} \left\{ A_1 F_s A_2^\top E_{s-h}^\top (\hat{U}_{1j} - U_1 \tilde{U}_1^\top \hat{U}_{1j}) (\hat{U}_{1j} - U_1 \tilde{U}_1^\top \hat{U}_{1j})^\top E_{t-h} E_t^\top \right\} \\ &\quad + \sum_{h=1}^{h_0} \sum_{j=m+1}^{r_1} \frac{1}{(T-h)^2} \sum_{s,t=h+1}^T \text{tr} \left\{ A_1 F_s A_2^\top E_{s-h}^\top (U_1 \tilde{U}_1^\top \hat{U}_{1j}) (\hat{U}_{1j} - U_1 \tilde{U}_1^\top \hat{U}_{1j})^\top E_{t-h} E_t^\top \right\} \\ &\quad + \sum_{h=1}^{h_0} \sum_{j=m+1}^{r_1} \frac{1}{(T-h)^2} \sum_{s,t=h+1}^T \text{tr} \left\{ U_1^\top A_1 F_s A_2^\top E_{s-h}^\top (\hat{U}_{1j} - U_1 \tilde{U}_1^\top \hat{U}_{1j}) (U_1 \tilde{U}_1^\top \hat{U}_{1j})^\top E_{t-h} E_t^\top U_1 \right\} \\ &\quad + \sum_{h=1}^{h_0} \sum_{j=m+1}^{r_1} \frac{1}{(T-h)^2} \sum_{s,t=h+1}^T \text{tr} \left\{ U_1^\top A_1 F_s A_2^\top E_{s-h}^\top (U_1 \tilde{U}_1^\top \hat{U}_{1j}) (U_1 \tilde{U}_1^\top \hat{U}_{1j})^\top E_{t-h} E_t^\top U_1 \right\} \\ &= O\left(\frac{d_1^{1/2} d^{1-\delta_0/2} \eta_d^{*2}}{T^2} + \frac{d^{1-\delta_0/2} \eta_d^*}{T^{3/2}} + \frac{d^{1-\delta_0/2}}{T d_1^{1/2}}\right). \end{aligned}$$

Combing Π_1, Π_2 and Π_3 ,

$$\Pi = O\left(\frac{d}{T} + \frac{d_1 d^{1-\delta_0} \eta_d^{*2}}{T^2}\right). \quad (76)$$

Next, we consider III.

$$\begin{aligned}
\text{III} &= \sum_{h=1}^{h_0} \sum_{j=m+1}^{r_1} \frac{1}{(T-h)^2} \sum_{s,t=h+1}^T \text{tr} \left\{ E_s A_2 F_{s-h}^\top A_1^\top \hat{U}_{1j} \hat{U}_{1j}^\top E_{t-h} E_t^\top \right\} \\
&+ \sum_{h=1}^{h_0} \sum_{j=m+1}^{r_1} \frac{1}{(T-h)^2} \sum_{s,t=h+1}^T \text{tr} \left\{ A_1 F_s A_2^\top A_2 F_{s-h}^\top A_1^\top \hat{U}_{1j} \hat{U}_{1j}^\top E_{t-h} A_2 F_t^\top A_1^\top \right\} \\
&+ \sum_{h=1}^{h_0} \sum_{j=m+1}^{r_1} \frac{1}{(T-h)^2} \sum_{s,t=h+1}^T \text{tr} \left\{ E_s A_2 F_{s-h}^\top A_1^\top \hat{U}_{1j} \hat{U}_{1j}^\top E_{t-h} A_2 F_t^\top A_1^\top \right\} \\
&+ \sum_{h=1}^{h_0} \sum_{j=m+1}^{r_1} \frac{1}{(T-h)^2} \sum_{s,t=h+1}^T \text{tr} \left\{ A_1 F_s A_2^\top A_2 F_{s-h}^\top A_1^\top \hat{U}_{1j} \hat{U}_{1j}^\top E_{t-h} E_t^\top \right\} \\
&:= \text{III}_1 + \text{III}_2 + \text{III}_3 + \text{III}_4.
\end{aligned}$$

We bound each term in turn. Applying (42), using same arguments in the proof of II, we have,

$$\begin{aligned}
\text{III}_1 &= O \left(\frac{d_1^{1/2} d^{1-\delta_0/2}}{T} \right), \\
\text{III}_2 &= O \left(\frac{d_1^{1/2} d^{3/2-3\delta_0/2} \eta_d^*}{T} + \frac{d^{3/2-3\delta_0/2}}{T^{1/2}} \right), \\
\text{III}_3 &= O \left(\frac{d_1^{1/2} d^{1-\delta_0} \eta_d^*}{T^{3/2}} + \frac{d^{1-\delta_0}}{T} \right), \\
\text{III}_4 &= O \left(\frac{d^{3/2-\delta_0} \eta_d^*}{T} + \frac{d^{3/2-\delta_0}}{T^{1/2} d_1^{1/2}} \right).
\end{aligned}$$

This implies that

$$\text{III} = O \left(\frac{d_1^{1/2} d^{1-\delta_0/2}}{T} + \frac{d_1^{1/2} d^{3/2-3\delta_0/2} \eta_d^*}{T} + \frac{d^{3/2-3\delta_0/2}}{T^{1/2}} + \frac{d^{1-\delta_0}}{T} + \frac{d^{3/2-\delta_0} \eta_d^*}{T} + \frac{d^{3/2-\delta_0}}{T^{1/2} d_1^{1/2}} \right). \quad (77)$$

Employing (74), (75), (76) and (77), in the event Ω_3 , there exist constants $c_m > 0$ and $C > 0$, such that

$$\begin{aligned}
&\mathcal{M}^*(m, \hat{U}_{1,m}) - \mathcal{M}^*(r_1, \hat{U}_1) \\
&\geq (c_m + o(1)) d^{-2\delta_1} + C \left(\frac{d_1}{T d^{1+\delta_0}} + \frac{1}{T d} + \frac{1}{T^{1/2} d^{1/2+3\delta_0/2}} + \frac{1}{T^{1/2} d^{1/2+\delta_0} d_1^{1/2}} + \frac{d_1^{1/2} \eta_d^*}{T d^{1/2+3\delta_0/2}} + \frac{\eta_d^*}{T d^{1/2+\delta_0}} \right). \quad (78)
\end{aligned}$$

□

Proof of Theorem 1 for non-iterative TIPUP. The proof is similar to Theorem 1 for non-iterative TOPUP. For the IC estimators base on non-iterative TIPUP, it is followed by Lemma 11, 12 and Assumption VII(a).

Applying similar arguments in the proof of Theorem 1 for non-iterative TOPUP, the IC estimators base on non-iterative TIPUP in Theorem 1 follow from Lemma 11, 12 and Assumption VII(b). \square

A.4. Proof of Theorem 1 for iTIPUP

Lemma 13. *Suppose Assumptions I, II, III, IV and V(b) hold. Assume that $\|\hat{U}_2\hat{U}_2^\top - U_2U_2^\top\|_2 \leq c_0\sqrt{d_1/d_2}$ for some positive constant c_0 . Then, in an event $\Omega_{42} \cap \Omega_0$ with $\mathbb{P}(\Omega_{42}) \geq 1 - e^{-d_1}/2$ and $\mathbb{P}(\Omega_0) \geq 1 - T \exp(-C_1T^\vartheta) - \exp(-C_2T)$ with $C_1, C_2 > 0, 1/\vartheta = 1/\theta_1 + 2/\theta_2$, we have*

$$\left\| \frac{1}{T-h} \sum_{t=h+1}^T A_1 F_{t-h} A_2^\top \hat{U}_2 \hat{U}_2^\top E_t^\top \right\|_2 \leq C \left(\frac{d_1^{1/2} d^{1/2-\delta_0/2}}{\sqrt{T}} \right), \quad (79)$$

$$\left\| \frac{1}{T-h} \sum_{t=h+1}^T E_{t-h} \hat{U}_2 \hat{U}_2^\top A_2 F_t^\top A_1^\top \right\|_2 \leq C \left(\frac{d_1^{1/2} d^{1/2-\delta_0/2}}{\sqrt{T}} \right), \quad (80)$$

$$\left\| \frac{1}{T-h} \sum_{t=h+1}^T A_1 F_{t-h} A_2^\top \hat{U}_2 \hat{U}_2^\top E_t^\top U_1 \right\|_2 \leq C \left(\frac{d^{1/2-\delta_0/2}}{\sqrt{T}} \right), \quad (81)$$

$$\left\| \frac{1}{T-h} \sum_{t=h+1}^T U_1^\top E_{t-h} \hat{U}_2 \hat{U}_2^\top A_2^\top F_t^\top A_1^\top \right\|_2 \leq C \left(\frac{d^{1/2-\delta_0/2}}{\sqrt{T}} \right), \quad (82)$$

$$\left\| \frac{1}{T-h} \sum_{t=h+1}^T E_{t-h} \hat{U}_2 \hat{U}_2^\top E_t^\top \right\|_2 \leq C \left(\frac{d_1^{1/2}}{\sqrt{T}} \right), \quad (83)$$

$$\left\| \frac{1}{T-h} \sum_{t=h+1}^T U_1^\top E_{t-h} \hat{U}_2 \hat{U}_2^\top E_t^\top U_1 \right\|_2 \leq C \left(\frac{1}{\sqrt{T}} \right), \quad (84)$$

for some constant positive C depending on K only.

Lemma 14. *Suppose Assumptions I, II, III, IV and V(b) hold. Let $r_1 \leq r_1^{(j)} \leq m_1 < d_1$ for all $1 \leq j \leq i-1$, and $m_1 = O(r_1)$. There exists an event Ω_4 such that $\mathbb{P}(\Omega_4) \geq 1 - e^{-d_1} - e^{-d_2} - T \exp(-C_1T^\vartheta) - \exp(-C_2T)$, $C_1, C_2 > 0, 1/\vartheta = 1/\theta_1 + 2/\theta_2$ and Ω_4 is independent of iteration number i . Then, in the event Ω_4 , at i -th iteration, for any fixed m with $m > r_1$, $\mathcal{M}^{*(i)}(r_1, \hat{U}_1) - \mathcal{M}^{*(i)}(m, \hat{U}_{1,m}) \leq C\beta_{d,T}^*$, where $C > 0$,*

$$\beta_{d,T}^* = \frac{d_1}{Td^{1+\delta_0}} + \frac{d_1^{1/2} \eta_k^{*(i)}}{Td^{1/2+3\delta_0/2}},$$

$$\text{and } \eta_k^{*(i)} = d_k^{1/2} d^{\delta_1-\delta_0/2-1/2} + d_k^{1/2} d^{\delta_1-1}.$$

Lemma 15. Suppose Assumptions I, II, III, IV and V(b) hold. Let $r_1 \leq r_1^{(j)} \leq m_1 < d_1$ for all $1 \leq j \leq i-1$, and $m_1 = O(r_1)$. There exists an event Ω_4 such that $\mathbb{P}(\Omega_4) \geq 1 - e^{-d_1} - e^{-d_2} - T \exp(-C_1 T^\vartheta) - \exp(-C_2 T)$, $C_1, C_2 > 0, 1/\vartheta = 1/\theta_1 + 2/\theta_2$ and Ω_4 is independent of iteration number i . Then, in the event Ω_4 , at i -th iteration, for any m with $m < r_1$, there exist constants $c_m > 0$ and $C > 0$, such that $\mathcal{M}^{*(i)}(m, \hat{U}_{1,m}) - \mathcal{M}^{*(i)}(r_1, \hat{U}_1) \geq (c_m + o(1))d^{-2\delta_1} + C\gamma_{d,T}^*$, where

$$\gamma_{d,T}^* = \frac{d_1}{Td^{1+\delta_0}} + \frac{1}{T^{1/2}d^{1/2+3\delta_0/2}} + \frac{d_1^{1/2}\eta_k^{*(i)}}{Td^{1/2+3\delta_0/2}},$$

$$\text{and } \eta_k^{*(i)} = d_k^{1/2}d^{\delta_1-\delta_0/2-1/2} + d_k^{1/2}d^{\delta_1-1}.$$

Note that by Han et al. (2020), in the event Ω_4 , at i -th iteration ($i \geq 1$), for the iTIPUP estimator, assume that $\|\hat{U}_{k,r_k}^{(i)} \hat{U}_{k,r_k}^{(i)\top} - U_k U_k^\top\|_2 \leq C_0(\eta_k^{*(i)}T^{-1/2})$, $1 \leq k \leq K$, for some $C_0 > 0$. The proofs of Lemma 13, 14 and 15 are omitted, since they are similar to Lemma 6, 7 and 8.

Proof of Theorem 1 for iTIPUP. Theorem 1 for iTIPUP part follows by similar arguments in the proofs of Theorem 1 for non-iterative iTIPUP. \square

A.5. Proof of Propositions and Theorem 2

Proof of Proposition 2. Let A_k has SVD $A_k = U_k \Lambda_k V_k^\top$. As $|\mathbb{P}(A \cap B) - \mathbb{P}(A)\mathbb{P}(B)| \leq 1/4 \leq e^{-1}$ for all event pairs $\{A, B\}$,

$$\begin{aligned} & \sup_t \left\{ \left| \mathbb{P}(A \cap B) - \mathbb{P}(A)\mathbb{P}(B) \right| : A \in \sigma(F_{s+\tau} \otimes F_s, s \leq t, \tau \leq \tau_0), B \in \sigma(F_s, s \geq t+h) \right\} \\ & \leq \sup_t \left\{ \left| \mathbb{P}(A \cap B) - \mathbb{P}(A)\mathbb{P}(B) \right| : A \in \sigma(F_s, s \leq t+\tau_0), B \in \sigma(F_s, s \geq t+h) \right\} \\ & \leq \exp \left\{ -\max\{1, c_0(h-\tau_0)^{\theta_1}\} \right\} \\ & \leq \exp \left\{ -c_0(1+c_0^{1/\theta_1}\tau_0)^{-\theta_1}h^{\theta_1} \right\} = \exp \left\{ -c'_0h^{\theta_1} \right\}. \end{aligned}$$

where $c'_0 = c_0(1+c_0^{1/\theta_1}\tau_0)^{-\theta_1}$.

Since r_k is fixed, $\mathbb{E}(F_{i,k,t-h}F_{j,l,t}) = O(1)$ for any $0 \leq h \leq T/4$, $1 \leq i, j \leq r_1$, $1 \leq k, l \leq r_2$. Pick $a > 0$, $x > \mathbb{E}(F_{i,k,t-h}F_{j,l,t})$, then

$$\begin{aligned} & \mathbb{P}(|F_{i,k,t-h}F_{j,l,t} - \mathbb{E}F_{i,k,t-h}F_{j,l,t}| > x) \\ & = \mathbb{P}(|F_{i,k,t-h}F_{j,l,t} - \mathbb{E}F_{i,k,t-h}F_{j,l,t}| > x, |F_{i,k,t-h}| > x^a) \\ & \quad + \mathbb{P}(|F_{i,k,t-h}F_{j,l,t} - \mathbb{E}F_{i,k,t-h}F_{j,l,t}| > x, |F_{i,k,t-h}| \leq x^a) \\ & \leq \mathbb{P}(|F_{i,k,t-h}| > x^a) + \mathbb{P}(|F_{j,l,t}| > x^{1-a}) \\ & \leq c_1 \exp(-c_2 x^{a\theta_2}) + c_1 \exp(-c_2 x^{(1-a)\theta_2}) \\ & \leq 2c_1 \exp(-c_2 x^{\theta_2/2}). \end{aligned}$$

Let $1/\vartheta = 1/\theta_1 + 2/\theta_2$. Hence, by Theorem 1 in [Merlevède, Peligrad and Rio \(2011\)](#), for any $\|u\|_2 = \|v\|_2 = 1$,

$$\begin{aligned} & \mathbb{P} \left(\left| \frac{1}{T-h} \sum_{t=h+1}^T u^\top (F_{t-h} F_t^\top - \mathbb{E} F_{t-h} F_t^\top) v \right| > x \right) \\ & \leq (T-h) \exp(-c_3(T-h)^\vartheta x^\vartheta) + \exp(-c_4(T-h)x^2). \end{aligned}$$

By Lemma 18(i),

$$\begin{aligned} & \mathbb{P} \left(\left\| \frac{1}{T-h} \sum_{t=h+1}^T (F_{t-h} F_t^\top - \mathbb{E} F_{t-h} F_t^\top) \right\|_2 > x \right) \\ & \leq 5^{r_1} \cdot \mathbb{P} \left(\left| \frac{1}{T-h} \sum_{t=h+1}^T u^\top (F_{t-h} F_t^\top - \mathbb{E} F_{t-h} F_t^\top) v \right| > x/2 \right) \\ & \leq 5^{r_1} (T-h) \exp(-c_3(T-h)^\vartheta (x/2)^\vartheta) + 5^{r_1} \exp(-c_4(T-h)x^2/4). \end{aligned}$$

As $h \leq T/4$, choosing $x = 2^{-1}\sigma_{r_1} \left((T-h)^{-1} \sum_{t=h+1}^T \mathbb{E} F_{t-h} F_t^\top \right) \vee 1$, in an event Ω_0 with probability at least $1 - T \exp(-C_1 T^\vartheta) - \exp(-C_2 T)$,

$$\left\| \frac{1}{T-h} \sum_{t=h+1}^T (F_{t-h} F_t^\top - \mathbb{E} F_{t-h} F_t^\top) \right\|_2 \leq \frac{1}{2} \sigma_{r_1} \left(\frac{1}{T-h} \sum_{t=h+1}^T \mathbb{E} F_{t-h} F_t^\top \right) \vee 1. \quad (85)$$

By triangle inequality,

$$\begin{aligned} & \left\| \frac{1}{T-h} \sum_{t=h+1}^T \mathbb{E} M_{t-h} M_t^\top \right\|_2 - \left\| \frac{1}{T-h} \sum_{t=h+1}^T (M_{t-h} M_t^\top - \mathbb{E} M_{t-h} M_t^\top) \right\|_2 \leq \left\| \frac{1}{T-h} \sum_{t=h+1}^T M_{t-h} M_t^\top \right\|_2 \\ & \leq \left\| \frac{1}{T-h} \sum_{t=h+1}^T \mathbb{E} M_{t-h} M_t^\top \right\|_2 + \left\| \frac{1}{T-h} \sum_{t=h+1}^T (M_{t-h} M_t^\top - \mathbb{E} M_{t-h} M_t^\top) \right\|_2. \end{aligned}$$

In the event Ω_0 , by (85) and Assumption V(b),

$$\begin{aligned} & \left\| \frac{1}{T-h} \sum_{t=h+1}^T (M_{t-h} M_t^\top - \mathbb{E} M_{t-h} M_t^\top) \right\|_2 \leq d^{1-\delta_0} \left\| \frac{1}{T-h} \sum_{t=h+1}^T (F_{t-h} F_t^\top - \mathbb{E} F_{t-h} F_t^\top) \right\|_2 \\ & \leq \frac{1}{2} \sigma_{r_1} \left(\frac{1}{T-h} \sum_{t=h+1}^T \mathbb{E} M_{t-h} M_t^\top \right). \end{aligned}$$

It follows that

$$\|\Theta_{1,h}^*\|_2 = \left\| \frac{1}{T-h} \sum_{t=h+1}^T M_{t-h} M_t^\top \right\|_2 \asymp \left\| \frac{1}{T-h} \sum_{t=h+1}^T \mathbb{E} M_{t-h} M_t^\top \right\|_2 \asymp d^{1-\delta_0},$$

for $h = 0$ and some $1 \leq h \leq h_0 \leq T/4$. Similarly, by (85) and Assumption V(b), for some $1 \leq h \leq h_0 \leq T/4$,

$$\sigma_{r_1} \left(\frac{1}{T-h} \sum_{t=h+1}^T M_{t-h} M_t^\top \right) \asymp d^{1-\delta_1},$$

Then,

$$\tau_{1,r_1}^* \asymp d^{1-\delta_1}.$$

Hence, in the event Ω_0 with probability at least $1 - C_1 \exp(-C_2 T^\vartheta) - C_3 \exp(-C_4 T)$,

$$\|\Theta_{1,0}^*\|_2 \asymp d^{1-\delta_0}, \quad \tau_{1,r_1}^* \asymp d^{1-\delta_1}. \quad (86)$$

Similarly, applying arguments of proving Lemma 5 in Wang, Liu and Chen (2019), we can show, in an event with probability at least $1 - T \exp(-C_1 T^\vartheta) - \exp(-C_2 T)$,

$$\|\Theta_{1,0}\|_{\text{op}} \asymp d^{1-\delta_0}, \quad \tau_{1,r_1} \asymp d^{1-\delta_1}. \quad (87)$$

□

Proof of Theorem 2. We only consider the case of non-iterative TOPUP, as the other cases will be similar. Let $\eta_d = d^{\delta_1-\delta_0/2} + d^{\delta_1} d_1^{-1/2}$. For any $0 \leq m < n < d_1$,

$$\sum_{j=m+1}^n \hat{\lambda}_{1,j} = d^2 \mathcal{M}(m, \hat{U}_{1,m}) - d^2 \mathcal{M}(n, \hat{U}_n). \quad (88)$$

By Lemma 4, in the same event Ω_1 , $\hat{\lambda}_{r_1+1} = O(d^2 \beta_{d,T})$. As $\hat{\lambda}_{r_1+1} \geq \hat{\lambda}_{r_1+2} \geq \dots \geq \hat{\lambda}_{d_1}$, part (i) follows.

Set $n = m + 1 \leq r_1$ in (88). Employing the same arguments in the proof of Lemma 5, we can show $\text{I}_2 + \text{I}_3 + \text{II} + \text{III} = O(d^2 \gamma_{d,T})$ in the same event Ω_1 . For I_1 ,

$$\begin{aligned} & \text{I}_1 \\ &= \sum_{h=1}^{h_0} \frac{1}{(T-h)^2} \sum_{s,t=h+1}^T \text{tr} \left\{ \text{mat}_1^\top (A_1 F_{s-h} A_2^\top \otimes A_1 F_s A_2^\top) \hat{U}_{1m} \hat{U}_{1m}^\top \text{mat}_1 (A_1 F_{t-h} A_2^\top \otimes A_1 F_t A_2^\top) \right\} \\ &= \sum_{h=1}^{h_0} \frac{1}{(T-h)^2} \sum_{s,t=h+1}^T \text{tr} \left\{ \text{mat}_1^\top (A_1 F_{s-h} A_2^\top \otimes A_1 F_s A_2^\top) (U_{1m} U_{1m}^\top - \hat{U}_{1m} \hat{U}_{1m}^\top) \text{mat}_1 (A_1 F_{t-h} A_2^\top \otimes A_1 F_t A_2^\top) \right\} \\ &\quad + \sum_{h=1}^{h_0} \frac{1}{(T-h)^2} \sum_{s,t=h+1}^T \text{tr} \left\{ \text{mat}_1^\top (A_1 F_{s-h} A_2^\top \otimes A_1 F_s A_2^\top) U_{1m} U_{1m}^\top \text{mat}_1 (A_1 F_{t-h} A_2^\top \otimes A_1 F_t A_2^\top) \right\} \\ &:= \text{I}_{11} + \text{I}_{12}. \end{aligned}$$

By (42),

$$\begin{aligned} I_{11} &\leq \|U_{1m}U_{1m}^\top - \hat{U}_{1m}\hat{U}_{1m}^\top\|_2 \left\| \sum_{h=1}^{h_0} U_1^\top \text{mat}_1(\Theta_{1,h}) \text{mat}_1^\top(\Theta_{1,h}) U_1 \right\|_2 \\ &= \|U_{1m}U_{1m}^\top - \hat{U}_{1m}\hat{U}_{1m}^\top\|_2 \cdot \sigma_1^2(U_1^\top \bar{\mathbb{E}} \text{mat}_1(\text{TOPUP}_1)) \end{aligned}$$

Followed by Lemma 2 and Proposition 2, $I_{11} = O(d^{2-2\delta_0}T^{-1/2}\eta_d)$ in the event Ω_1 . For I_{12}

$$\begin{aligned} I_{12} &= \sum_{h=1}^{h_0} \frac{1}{(T-h)^2} \sum_{s,t=h+1}^T \text{tr} \{ U_{1n}^\top \text{mat}_1(A_1 F_{t-h} A_2^\top \otimes A_1 F_t A_2^\top) \text{mat}_1^\top(A_1 F_{s-h} A_2^\top \otimes A_1 F_s A_2^\top) U_{1n} \} \\ &= \sum_{h=1}^{h_0} U_{1n}^\top U_1 U_1^\top \text{mat}_1(\Theta_{1,h}) \text{mat}_1^\top(\Theta_{1,h}) U_1 U_1^\top U_{1n} \\ &= \sigma_n^2(\bar{\mathbb{E}} \text{mat}_1(\text{TOPUP}_1)) = \tau_{1,n}^2. \end{aligned}$$

Applying similar arguments in the proof of Proposition 2, we can show, in an event with probability at least $1 - T \exp(-C_1 T^{\vartheta/2} \eta_d^\vartheta) - \exp(-C_2 \eta_d^2)$ with $1/\vartheta = 1/\theta_1 + 2/\theta_2$ and $C_1, C_2 > 0$,

$$I_{12} = \tau_{1,n}^2 = \lambda_{1,n} + O(T^{-1/2} d^{2-2\delta_0} \eta_d).$$

Then part (ii) follows by combining the bounds for $I_2 + I_3 + \text{II} + \text{III}$, I_{11} and I_{12} . \square

Appendix B: Technical Lemmas

Lemma 16. Let $\hat{V}, V \in \mathbb{O}_{d,r}$, and V_\perp be complement part of V , namely $[V, V_\perp] \in \mathbb{O}_d$. Then, the following equivalent forms hold

$$\|\hat{V}\hat{V}^\top - VV^\top\|_2 = \sqrt{1 - \sigma_{\min}(\hat{V}^\top V_\perp)} = \|\hat{V}^\top V_\perp\|_2.$$

Proof. The singular values σ_j of $\hat{V}^\top V$ correspond to eigenvalues $\pm \sqrt{1 - \sigma_j^2}$ for $\hat{V}\hat{V}^\top - VV^\top$. \square

Lemma 17. Suppose A and $A + E$ are $n \times n$ symmetric matrices and that

$$Q = [Q_1 \ Q_2]$$

is an orthogonal matrix such that $\text{span}(Q_1)$ is an invariant subspace for A , where $Q_1 \in \mathbb{R}^{n \times r}$ and $Q_2 \in \mathbb{R}^{n \times (n-r)}$. Partition the matrices $Q^\top A Q$ and $Q^\top E Q$ as follows:

$$Q^\top A Q = \begin{pmatrix} D_1 & 0 \\ 0 & D_2 \end{pmatrix} \quad Q^\top E Q = \begin{pmatrix} E_{11} & E_{21}^\top \\ E_{21} & E_{22} \end{pmatrix}.$$

If $\text{sep}(D_1, D_2) = \min_{\lambda \in \lambda(D_1), \mu \in \lambda(D_2)} |\lambda - \mu| > 0$, where $\lambda(M)$ denotes the set of eigenvalues of the matrix M , and $\|E\|_2 \leq \text{sep}(D_1, D_2)/5$, then there exists a matrix $P \in \mathbb{R}^{(n-r) \times r}$ with

$$\|P\|_2 \leq \frac{4}{\text{sep}(D_1, D_2)} \|E_{21}\|_2$$

such that the columns of $\hat{Q}_1 = (Q_1 + Q_2 P)(I + P^\top P)^{-1/2}$ define an orthonormal basis for a subspace that is invariant for $A + E$.

Proof. See Theorem 8.1.10 in [Golub and Van Loan \(2012\)](#). \square

Lemma 18. Let $d, d_j, d_*, r \leq d \wedge d_j$ be positive integers, $\epsilon > 0$ and $N_{d,\epsilon} = \lfloor (1 + 2/\epsilon)^d \rfloor$.

(i) For any norm $\|\cdot\|$ in \mathbb{R}^d , there exist $M_j \in \mathbb{R}^d$ with $\|M_j\| \leq 1$, $j = 1, \dots, N_{d,\epsilon}$, such that $\max_{\|M\| \leq 1} \min_{1 \leq j \leq N_{d,\epsilon}} \|M - M_j\| \leq \epsilon$. Consequently, for any linear mapping f and norm $\|\cdot\|_*$,

$$\sup_{M \in \mathbb{R}^d, \|M\| \leq 1} \|f(M)\|_* \leq 2 \max_{1 \leq j \leq N_{d,1/2}} \|f(M_j)\|_*.$$

(ii) Given $\epsilon > 0$, there exist $U_j \in \mathbb{R}^{d \times r}$ and $V_{j'} \in \mathbb{R}^{d' \times r}$ with $\|U_j\|_2 \vee \|V_{j'}\|_2 \leq 1$ such that

$$\max_{M \in \mathbb{R}^{d \times d'}, \|M\|_2 \leq 1, \text{rank}(M) \leq r} \min_{j \leq N_{dr, \epsilon/2}, j' \leq N_{d'r, \epsilon/2}} \|M - U_j V_{j'}^\top\|_2 \leq \epsilon.$$

Consequently, for any linear mapping f and norm $\|\cdot\|_*$ in the range of f ,

$$\sup_{\substack{M, \tilde{M} \in \mathbb{R}^{d \times d'}, \|M - \tilde{M}\|_2 \leq \epsilon \\ \|M\|_2 \vee \|\tilde{M}\|_2 \leq 1 \\ \text{rank}(M) \vee \text{rank}(\tilde{M}) \leq r}} \frac{\|f(M - \tilde{M})\|_*}{\epsilon 2^{I_{r < d \wedge d'}}} \leq \sup_{\substack{\|M\|_2 \leq 1 \\ \text{rank}(M) \leq r}} \|f(M)\|_* \leq 2 \max_{\substack{1 \leq j \leq N_{dr, 1/8} \\ 1 \leq j' \leq N_{d'r, 1/8}}} \|f(U_j V_{j'}^\top)\|_*. \quad (89)$$

(iii) Given $\epsilon > 0$, there exist $U_{j,k} \in \mathbb{R}^{d_k \times r_k}$ and $V_{j',k} \in \mathbb{R}^{d'_k \times r_k}$ with $\|U_{j,k}\|_2 \vee \|V_{j',k}\|_2 \leq 1$ such that

$$\max_{\substack{M_k \in \mathbb{R}^{d_k \times d'_k}, \|M_k\|_2 \leq 1 \\ \text{rank}(M_k) \leq r_k, \forall k \leq K}} \min_{\substack{j_k \leq N_{d_k r_k, \epsilon/2} \\ j'_k \leq N_{d'_k r_k, \epsilon/2}, \forall k \leq K}} \left\| \odot_{k=2}^K M_k - \odot_{k=2}^K (U_{j_k, k} V_{j'_k, k}^\top) \right\|_2 \leq \epsilon(K-1).$$

For any linear mapping f and norm $\|\cdot\|_*$ in the range of f ,

$$\sup_{\substack{M_k, \tilde{M}_k \in \mathbb{R}^{d_k \times d'_k}, \|M_k - \tilde{M}_k\|_2 \leq \epsilon \\ \text{rank}(M_k) \vee \text{rank}(\tilde{M}_k) \leq r_k \\ \|M_k\|_2 \vee \|\tilde{M}_k\|_2 \leq 1 \quad \forall k \leq K}} \frac{\|f(\odot_{k=2}^K M_k - \odot_{k=2}^K \tilde{M}_k)\|_*}{\epsilon(2K-2)} \leq \sup_{\substack{M_k \in \mathbb{R}^{d_k \times d'_k} \\ \text{rank}(M_k) \leq r_k \\ \|M_k\|_2 \leq 1, \forall k}} \|f(\odot_{k=2}^K M_k)\|_* \quad (90)$$

and

$$\sup_{\substack{M_k \in \mathbb{R}^{d_k \times d'_k}, \|M_k\|_2 \leq 1 \\ \text{rank}(M_k) \leq r_k \quad \forall k \leq K}} \left\| f(\odot_{k=2}^K M_k) \right\|_* \leq 2 \max_{\substack{1 \leq j_k \leq N_{d_k r_k, 1/(8K-8)} \\ 1 \leq j'_k \leq N_{d'_k r_k, 1/(8K-8)}}} \left\| f(\odot_{k=2}^K U_{j_k, k} V_{j'_k, k}^\top) \right\|_*. \quad (91)$$

Proof. See Lemma 1 in [Han et al. \(2020\)](#). \square

Lemma 19. (i) Let $G \in \mathbb{R}^{d_1 \times n}$ and $H \in \mathbb{R}^{d_2 \times n}$ be two centered independent Gaussian matrices such that $\mathbb{E}(u^\top \text{vec}(G))^2 \leq \sigma^2 \forall u \in \mathbb{R}^{d_1 n}$ and $\mathbb{E}(v^\top \text{vec}(H))^2 \leq \sigma^2 \forall v \in \mathbb{R}^{d_2 n}$. Then,

$$\|GH^\top\|_S \leq \sigma^2(\sqrt{d_1 d_2} + \sqrt{d_1 n} + \sqrt{d_2 n}) + \sigma^2 x(x + 2\sqrt{n} + \sqrt{d_1} + \sqrt{d_2}) \quad (92)$$

with at least probability $1 - 2e^{-x^2/2}$ for all $x \geq 0$.

(ii) Let $G_i \in \mathbb{R}^{d_1 \times d_2}$, $H_i \in \mathbb{R}^{d_3 \times d_4}$, $i = 1, \dots, n$, be independent centered Gaussian matrices such that $\mathbb{E}(u^\top \text{vec}(G_i))^2 \leq \sigma^2 \forall u \in \mathbb{R}^{d_1 d_2}$ and $\mathbb{E}(v^\top \text{vec}(H_i))^2 \leq \sigma^2 \forall v \in \mathbb{R}^{d_3 d_4}$. Then,

$$\left\| \text{mat}_1 \left(\sum_{i=1}^n G_i \otimes H_i \right) \right\|_2 \leq \sigma^2(\sqrt{d_1 n} + \sqrt{d_1 d_3 d_4} + \sqrt{nd_2 d_3 d_4}) + \sigma^2 x(x + \sqrt{n} + \sqrt{d_1} + \sqrt{d_2} + \sqrt{d_3 d_4}) \quad (93)$$

with at least probability $1 - 2e^{-x^2/2}$ for all $x \geq 0$.

Proof. See Lemma 2 in [Han et al. \(2020\)](#). \square

Appendix C: Additional Simulation Results

In this section, we show detailed comparison among IC1-IC5, and ER1-ER5 for the first part and third part simulation in Section 5. We also study a strong factor model with $r_1 = r_2 = 2$.

(M0). Set $r_1 = r_2 = 2$. The univariate f_{ijt} follows AR(1) with AR coefficient $\phi_{11} = \phi_{22} = 0.8$ and $\phi_{12} = \phi_{21} = 0.3$; All elements of A_1 and A_2 are i.i.d $N(0,1)$.

TABLE 14
Proportion of correct identification of rank r using IC estimators based on TOPUP procedures for Model M1, over 1000 replications

T	initial estimator					one step estimator					final estimator				
	IC1	IC2	IC3	IC4	IC5	IC1	IC2	IC3	IC4	IC5	IC1	IC2	IC3	IC4	IC5
$d_1 = d_2 = 20$															
100	0	0.096	0.005	0.203	0	0.313	0.753	0.421	0.841	0.094	0.437	0.853	0.544	0.903	0.154
200	0.009	0.051	0.881	0.957	0.001	0.757	0.863	0.994	0.999	0.561	0.997	0.997	1	1	0.997
300	0.022	0.995	0.155	1	0.033	0.853	1	0.943	1	0.872	1	1	1	1	1
500	0.064	1	0.292	1	0.673	0.917	1	0.969	1	0.995	1	1	1	1	1
1000	0.127	1	0.268	1	1	0.949	1	0.976	1	1	1	1	1	1	1
$d_1 = d_2 = 40$															
100	0	0	0	0	0	0.314	0.467	0.339	0.491	0.073	0.337	0.482	0.366	0.510	0.080
200	0	0	0	0.002	0	0.684	0.736	0.900	0.916	0.170	0.989	0.991	0.998	1.000	0.936
300	0	0.025	0	0.067	0	0.858	0.979	0.891	0.988	0.302	0.994	0.999	0.995	0.999	0.981
500	0	0.457	0.001	0.654	0	0.939	0.999	0.967	0.999	0.689	0.999	1	0.999	1	0.999
1000	0.004	1	0.048	1	0	0.996	1	1	1	0.988	1	1	1	1	1
$d_1 = d_2 = 80$															
100	0	0	0	0	0	0.626	0.659	0.628	0.667	0.567	0.973	0.977	0.974	0.977	0.967
200	0	0	0	0	0	0.913	0.918	0.938	0.939	0.681	0.998	0.998	0.999	0.999	0.992
300	0	0	0	0.001	0	0.969	0.982	0.970	0.983	0.787	1	1	1	1	0.997
500	0.001	0.025	0.001	0.038	0	0.993	0.996	0.993	0.998	0.883	1	1	1	1	0.999
1000	0.058	0.698	0.100	0.780	0	1	1	1	1	0.954	1	1	1	1	1

For Model M0 with small $r_1 = r_2 = 2$ and all strong factors, all versions of our methods show perfect accuracy for all sample sizes except $T = 100$ when some versions show error rates less than 1%. For Model M1, the results in Table 14 show clearly that, among all five penalty functions, IC2 and IC4 seem to be slightly better than the others. With the same settings, the determination of the ranks are perfect using IC and TIPUP, or using ER estimators. Thus, we omitted the tables.

TABLE 15
Proportion of correct identification of rank r using IC estimators based on TOPUP procedures for Model M2, over 1000 replications

T	initial estimator					one step estimator					final estimator				
	IC1	IC2	IC3	IC4	IC5	IC1	IC2	IC3	IC4	IC5	IC1	IC2	IC3	IC4	IC5
$d_1 = d_2 = 20$															
100	0.956	0.800	0.939	0.748	0.983	0.911	0.727	0.885	0.668	0.970	0.758	0.595	0.730	0.528	0.875
200	0.990	0.979	0.746	0.641	0.997	0.979	0.962	0.675	0.557	0.990	0.883	0.822	0.546	0.453	0.934
300	1	0.734	0.998	0.565	1	0.999	0.664	0.993	0.485	0.998	0.999	0.664	0.993	0.485	0.998
500	1	0.582	1	0.383	1	1	0.511	1	0.326	1	0.999	0.378	0.996	0.241	0.982
1000	1	0.459	1	0.329	1	1	0.408	1	0.277	1	1	0.289	1	0.198	0.999
$d_1 = d_2 = 40$															
100	0.970	0.946	0.963	0.945	0.974	0.936	0.901	0.931	0.895	0.981	0.912	0.873	0.903	0.862	0.970
200	0.981	0.972	0.936	0.925	0.992	0.955	0.942	0.883	0.860	0.998	0.937	0.931	0.854	0.833	0.994
300	0.998	0.960	0.995	0.943	0.998	0.991	0.931	0.985	0.892	1	0.986	0.897	0.978	0.866	0.999
500	1	0.978	1	0.960	0.999	1	0.955	0.999	0.927	1	1	0.948	0.999	0.908	1
1000	1	0.992	1	0.979	1	1	0.987	1	0.963	1	1	0.985	1	0.955	1
$d_1 = d_2 = 80$															
100	0.595	0.570	0.591	0.565	0.635	0.466	0.445	0.462	0.438	0.508	0.370	0.350	0.364	0.348	0.405
200	0.673	0.663	0.623	0.612	0.889	0.553	0.546	0.489	0.478	0.794	0.458	0.447	0.415	0.405	0.598
300	0.815	0.747	0.803	0.735	0.971	0.719	0.613	0.700	0.594	0.950	0.651	0.560	0.627	0.549	0.903
500	0.965	0.900	0.958	0.892	0.998	0.915	0.836	0.907	0.823	0.997	0.892	0.813	0.884	0.790	0.984
1000	1	0.998	1	0.998	1	1	0.996	1	0.995	1	1	0.995	1	0.993	1

TABLE 16
Proportion of correct identification of rank r using IC estimators based on TIPUP procedures for Model M2, over 1000 replications

T	initial estimator					one step estimator					final estimator				
	IC1	IC2	IC3	IC4	IC5	IC1	IC2	IC3	IC4	IC5	IC1	IC2	IC3	IC4	IC5
$d_1 = d_2 = 20$															
100	0.050	0.010	0.038	0.005	0.115	0.050	0.009	0.037	0.005	0.118	0.008	0.001	0.007	0.000	0.029
200	0.612	0.488	0.111	0.071	0.715	0.608	0.489	0.111	0.071	0.717	0.311	0.225	0.038	0.018	0.413
300	0.980	0.347	0.940	0.193	0.974	0.981	0.344	0.940	0.195	0.974	0.891	0.200	0.789	0.104	0.879
500	1	0.792	1	0.602	1	1	0.792	1	0.605	1	1	0.705	1	0.509	1
1000	1	1	1	0.991	1	1	1	1	0.991	1	1	0.999	1	0.990	1
$d_1 = d_2 = 40$															
100	0.012	0.005	0.010	0.005	0.034	0.011	0.006	0.009	0.005	0.034	0.007	0.005	0.006	0.005	0.015
200	0.965	0.961	0.914	0.898	0.991	0.964	0.961	0.912	0.896	0.991	0.843	0.824	0.731	0.708	0.952
300	0.876	0.636	0.848	0.585	0.986	0.877	0.637	0.846	0.583	0.987	0.877	0.637	0.846	0.583	0.987
500	1	1	1	1	1	1	1	1	1	1	1	1	1	1	1
1000	1	1	1	1	1	1	1	1	1	1	1	1	1	1	1
$d_1 = d_2 = 80$															
100	0.003	0.002	0.003	0.002	0.003	0.003	0.002	0.003	0.002	0.003	0	0	0	0	0
200	0.193	0.192	0.166	0.157	0.381	0.192	0.191	0.166	0.158	0.381	0.163	0.163	0.139	0.133	0.309
300	0.795	0.710	0.780	0.698	0.959	0.796	0.709	0.779	0.697	0.959	0.796	0.709	0.779	0.697	0.959
500	1	1	1	1	1	1	1	1	1	1	1	1	1	1	1
1000	1	1	1	1	1	1	1	1	1	1	1	1	1	1	1

For Model M2, Tables 15 and 16 report the proportion of correct rank identification using IC estimators based on TOPUP and TIPUP procedures, respectively. Tables 17 and 18 report the proportion of correct rank identification using ER estimators based on TOPUP and TIPUP procedures, respectively.

For Model M3 with all very weak factors ($\delta_0 = \delta_1 = 0.6$), Tables 19 and 20 report RMSEs of the ER estimators. The results of using IC estimators are not shown, as it is impossible to detect weak factors if we set $\delta_1 = 0$ in g_k .

TABLE 17
Proportion of correct identification of rank r using ER estimators based on TOPUP
procedures for Model M2, over 1000 replications

T	initial estimator					one step estimator					final estimator				
	ER1	ER2	ER3	ER4	ER5	ER1	ER2	ER3	ER4	ER5	ER1	ER2	ER3	ER4	ER5
$d_1 = d_2 = 20$															
100	0.029	0.027	0.029	0.029	0.029	0.677	0.663	0.677	0.676	0.676	0.788	0.765	0.788	0.788	0.783
200	0.008	0.007	0.008	0.008	0.007	0.706	0.694	0.706	0.706	0.705	0.761	0.757	0.761	0.761	0.760
300	0.006	0.006	0.006	0.006	0.006	0.743	0.739	0.743	0.743	0.743	0.781	0.779	0.781	0.781	0.781
500	0.003	0.003	0.003	0.003	0.003	0.802	0.799	0.802	0.802	0.802	0.881	0.879	0.881	0.881	0.881
1000	0.004	0.004	0.004	0.004	0.004	0.866	0.864	0.866	0.866	0.866	0.986	0.986	0.986	0.986	0.986
$d_1 = d_2 = 40$															
100	0	0	0	0	0	0.744	0.727	0.744	0.744	0.744	0.811	0.804	0.811	0.811	0.811
200	0	0	0	0	0	0.554	0.543	0.554	0.554	0.554	0.588	0.578	0.588	0.588	0.587
300	0	0	0	0	0	0.422	0.412	0.422	0.422	0.421	0.476	0.467	0.476	0.476	0.476
500	0	0	0	0	0	0.344	0.338	0.344	0.344	0.344	0.401	0.396	0.401	0.401	0.400
1000	0	0	0	0	0	0.367	0.362	0.367	0.367	0.366	0.434	0.432	0.434	0.434	0.434
$d_1 = d_2 = 80$															
100	0	0	0	0	0	0.770	0.725	0.770	0.770	0.770	0.840	0.818	0.840	0.840	0.839
200	0	0	0	0	0	0.599	0.565	0.599	0.599	0.598	0.662	0.639	0.662	0.662	0.662
300	0	0	0	0	0	0.507	0.480	0.507	0.507	0.506	0.610	0.584	0.610	0.610	0.609
500	0	0	0	0	0	0.497	0.468	0.497	0.497	0.497	0.585	0.573	0.585	0.585	0.585
1000	0	0	0	0	0	0.614	0.603	0.614	0.614	0.614	0.712	0.702	0.712	0.712	0.711

TABLE 18
Proportion of correct identification of rank r using ER estimators based on TIPUP
procedures for Model M2, over 1000 replications

T	initial estimator					one step estimator					final estimator				
	ER1	ER2	ER3	ER4	ER5	ER1	ER2	ER3	ER4	ER5	ER1	ER2	ER3	ER4	ER5
$d_1 = d_2 = 20$															
100	0.999	0.994	0.999	0.999	0.998	1	0.998	1	1	1	1	0.999	1	1	1
200	1	1	1	1	1	1	1	1	1	1	1	1	1	1	1
300	1	1	1	1	1	1	1	1	1	1	1	1	1	1	1
500	1	1	1	1	1	1	1	1	1	1	1	1	1	1	1
1000	1	1	1	1	1	1	1	1	1	1	1	1	1	1	1
$d_1 = d_2 = 40$															
100	0.986	0.958	0.986	0.986	0.985	0.992	0.979	0.992	0.992	0.992	1	0.997	1	1	1
200	1	1	1	1	1	1	1	1	1	1	1	1	1	1	1
300	1	1	1	1	1	1	1	1	1	1	1	1	1	1	1
500	1	1	1	1	1	1	1	1	1	1	1	1	1	1	1
1000	1	1	1	1	1	1	1	1	1	1	1	1	1	1	1
$d_1 = d_2 = 80$															
100	0.967	0.870	0.967	0.967	0.965	0.990	0.902	0.990	0.990	0.989	1	0.979	1	1	1
200	0.999	0.999	0.999	0.999	0.999	1	1	1	1	1	1	1	1	1	1
300	1	1	1	1	1	1	1	1	1	1	1	1	1	1	1
500	1	1	1	1	1	1	1	1	1	1	1	1	1	1	1
1000	1	1	1	1	1	1	1	1	1	1	1	1	1	1	1

TABLE 19
Root mean squared errors (RMSEs) of the ER estimators based on TOPUP procedures for
Model M3, averaging over 1000 replications

T	initial estimator					one step estimator					final estimator				
	ER1	ER2	ER3	ER4	ER5	ER1	ER2	ER3	ER4	ER5	ER1	ER2	ER3	ER4	ER5
$d_1 = d_2 = 20$															
100	2.15	2.29	2.15	2.15	2.17	1.84	2.13	1.84	1.84	1.89	1.66	2.00	1.67	1.68	1.77
200	1.68	1.76	1.68	1.68	1.69	1.23	1.33	1.23	1.23	1.24	1.13	1.29	1.13	1.13	1.16
300	1.17	1.21	1.17	1.17	1.19	1.07	1.10	1.07	1.07	1.08	0.86	0.92	0.86	0.86	0.86
500	1.02	1.02	1.02	1.02	1.02	1.04	1.04	1.04	1.04	1.04	0.60	0.60	0.60	0.60	0.60
1000	1.00	1.00	1.00	1.00	1.00	0.95	0.95	0.95	0.95	0.95	0.19	0.19	0.19	0.19	0.19
$d_1 = d_2 = 40$															
100	1.01	1.01	1.01	1.01	1.01	1.03	1.16	1.03	1.03	1.04	1.02	1.26	1.02	1.03	1.07
200	1.00	1.00	1.00	1.00	1.00	1.00	1.00	1.00	1.00	1.00	0.89	0.93	0.89	0.89	0.90
300	1.00	1.00	1.00	1.00	1.00	1.00	1.00	1.00	1.00	1.00	0.76	0.74	0.76	0.76	0.75
500	1.00	1.00	1.00	1.00	1.00	1.00	1.00	1.00	1.00	1.00	0.49	0.48	0.49	0.49	0.49
1000	1.00	1.00	1.00	1.00	1.00	0.99	0.98	0.99	0.99	0.99	0.11	0.11	0.11	0.11	0.11
$d_1 = d_2 = 80$															
100	2.71	3.38	2.71	2.71	2.74	2.06	2.51	2.06	2.06	2.09	1.90	2.78	1.92	1.93	2.29
200	1.10	1.26	1.10	1.10	1.10	1.09	1.14	1.09	1.09	1.09	1.01	1.68	1.02	1.02	1.19
300	1.00	1.00	1.00	1.00	1.00	1.01	1.02	1.01	1.01	1.01	0.95	1.36	0.95	0.95	0.97
500	1.00	1.00	1.00	1.00	1.00	1.00	1.00	1.00	1.00	1.00	0.90	1.00	0.90	0.90	0.90
1000	1.00	1.00	1.00	1.00	1.00	1.00	1.00	1.00	1.00	1.00	0.61	0.59	0.61	0.61	0.61

TABLE 22
Root mean squared errors (RMSEs) of the IC estimators with given δ_1 based on TOPUP
and TIPUP procedures for Model M3, averaging over 1000 replications

[illegible]