

Natively Periodic Fast Multipole Method: Approximating the Optimal Green Function

NICKOLAY Y. GNEDIN^{1,2,3}¹*Fermi National Accelerator Laboratory; Batavia, IL 60510, USA*²*Kavli Institute for Cosmological Physics; The University of Chicago; Chicago, IL 60637 USA*³*Department of Astronomy & Astrophysics; The University of Chicago; Chicago, IL 60637 USA*

Submitted to ApJ

ABSTRACT

The Fast Multipole Method (FMM) obeys periodic boundary conditions "natively" if it uses a periodic Green function for computing the multipole expansion in the interaction zone of each FMM oct-tree node. One can define the "optimal" Green function for such a method that results in the numerical solution that converges to the equivalent Particle-Mesh solution in the limit of sufficiently high order of multipoles. A discrete functional equation for the optimal Green function can be derived, but is not practically useful as methods for its solution are not known. Instead, this paper presents an approximation for the optimal Green function that is accurate to better than 10^{-3} in L_{MAX} norm and 10^{-4} in L_2 norm for practically useful multipole counts. Such an approximately optimal Green function offers a practical way for implementing FMM with periodic boundary conditions "natively", without the need to compute lattice sums or to rely on hybrid FMM-PM approaches.

Keywords: methods: numerical

1. INTRODUCTION

Numerical simulations most commonly model a limited spatial volume, but actual space has no limits; hence, in many astrophysical applications numerical simulations have to employ periodic boundary conditions. For gravity calculations, imposing periodicity is not necessarily trivial. It is, of course, trivial for the simple Particle-Mesh (PM) method (Hockney & Eastwood 1988) that uses the discrete Fast Fourier Transform (FFT) to compute the gravitational potential (and/or accelerations) on the uniform grid. The discreteness of the FFT ensures that scales larger than the computational box size (i.e. waves with spatial frequencies below the fundamental frequency) do not contribute to the Green function G that is used to compute the potential from the assigned density on the grid.

In modern simulations multipole-based methods are commonly used to compute the gravitational accelerations for particles or for cells on a grid, such as a classical Barnes-Hut tree method (Barnes & Hut 1986) or a Fast

Multipole Method (FMM) introduced by Greengard & Rokhlin (Greengard & Rokhlin 1987, 1997; Cheng et al. 1999). Traditionally, periodic boundary conditions for multipole-based methods have been imposed by using a lattice summation, which is commonly interpreted as a sum over the infinite number of identical periodic images of the simulation box, tiling the entirety of space. It is important to keep in mind, though, that the alternative interpretation of periodic boundary conditions is that the computational volume has a finite toroidal topology, and the rest of space simply does not exist. Hence, the lattice in the lattice summation approach should not be taken too literally and is merely a mathematical construct.

The lattice summation technique has a severely deficiency. Since the gravitational forces from the multipole expansions in periodic images are only approximate, they do not necessarily average out to machine precision at an arbitrary, non-symmetric location in the computational volume. The remaining error manifests itself as the non-zero gravitational self-force. In contrast, the PM method keeps the self-force down to machine precision by only including the wavenumbers in the Green function that are exact multipoles of the fun-

damental mode $k_0 = 2\pi/L$ in the computational box of size L .

In cosmological simulations, where the self-force is usually unacceptable, the problem of periodic boundary conditions can be solved by using a hybrid Tree-PM or an FMM-PM approach, as is implemented in, for example, the widely used cosmological code GADGET (Springel 2005; Springel et al. 2020). In such methods the gravitational force is split into a short-range part that is solved by a Tree or FMM and a long-range part that is solved on a uniform grid with a PM method. Because the two parts of the full gravitational force are solved with two different methods, an error is always introduced at scales where the two components are comparable. For example, in GADGET such an error can reach $\sim 1\%$ (Springel 2005; Springel et al. 2020). It is not presently known if that error results in simulation artifacts.

Since FMM is computing a convolution of the density distribution with a Green function, one can simply use a periodic Green function to compute the convolution with periodic boundary conditions, in a direct analogy to PM. Such an FMM method would have periodic boundary conditions "natively", without any additional computations. This is, of course, not a new idea and has been proposed in the past (c.f. Yan & Shelley 2018). A choice, however, needs to be made of which Green function to use.

While in the continuous limit in 3D there is just one Green function for the gravitational potential,

$$G_0(\mathbf{x}) = -\frac{1}{4\pi r}$$

(or $\tilde{G}_0(\mathbf{k}) = -1/k^2$ in Fourier space - hereafter I use a tilde symbol to label a Fourier transform of a function), this is not so for a discrete problem. In fact, on a uniform grid there are infinitely many Green functions that approach G_0 in the continuous limit. One such function is the "exact-in-Fourier-space" Green function,

$$\tilde{G}_K(\mathbf{k}) = \begin{cases} -1/k^2, & \mathbf{k} \neq 0 \\ 0, & \mathbf{k} = 0 \end{cases}, \quad (1)$$

$$G_K(\mathbf{x}) = \hat{\mathbf{F}}_{k \rightarrow x} [\tilde{G}_K(\mathbf{k})],$$

where the operator $\hat{\mathbf{F}}_{k \rightarrow x} [\dots]$ denotes the (inverse) Fourier transform of the argument in square brackets. Now \mathbf{k} takes only discrete values, $\mathbf{k} = (2\pi/L)\mathbf{n}$, where \mathbf{n} is the integer-valued vector on an N^3 grid, $\mathbf{n} = (n_x, n_y, n_z)$ with $n_i = -N/2 + 1, -N/2 + 2, \dots, -1, 0, 1, \dots, N/2 - 1, N/2$. Another extreme is the "exact-in-real-space"

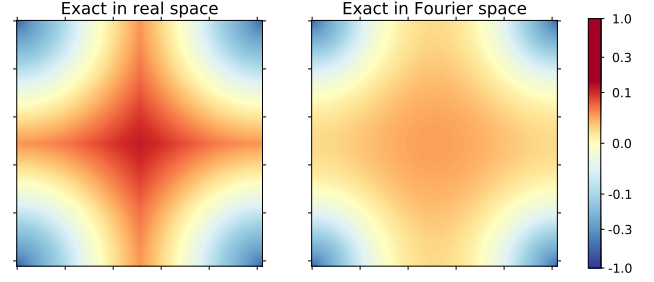


Figure 1. Examples of the "exact-in-real-" and the "exact-in-Fourier-space" Green functions in 2D in real space.

Green function,

$$G_X(\mathbf{x}) = -\frac{1}{4\pi} g(|\mathbf{x} \diamond L|), \quad (2)$$

where $g(r) = 1/r$ in 3D and $g(r) = \log(r^2)$ in 2D and the symbol \diamond denotes the periodic coordinate wrap in a box of size L ,

$$x \diamond L \equiv x - L \text{ nint}(x/L),$$

where $\text{nint}()$ is the function returning the nearest integer to a real number. A particular feature of G_X is that it is continuous but not differentiable at $|\mathbf{x}| = L/2$.

These two examples of Green functions for a 2D case are shown in Figure 1. One can construct infinitely many Green functions between these two extremes. For example, the Green function that enters the commonly used Ewald summation technique (Ewald 1921) is simply

$$G_E(\mathbf{x}) = G_X(\mathbf{x}) \text{erfc}(r/r_s) + \frac{1}{2\pi^{3/2}r_s} + \hat{\mathbf{F}}_{k \rightarrow x} [\tilde{G}_K(\mathbf{k}) e^{-k^2 r_s^2/4}]$$

for some $r_s \ll L$ (in which case additional terms due to periodic images are negligible). The Ewald summation Green function approaches G_X (up to a constant) for $r \ll r_s$ and G_K for $r \gg r_s$.

2. NATIVELY PERIODIC FMM

The FMM algorithm uses an oct-tree (in 3D) to tessellate the space. In what follows I assume that the tree has at least 3 levels of refinement as the general case - special cases of shallower trees can be considered similarly. Levels 2 and 3 of such a tree are shown in Figure 2. Gravitational potential for all resolution elements (particles or mesh cells) in the target oct-tree node (blue square) is computed as a sum of 3 parts: the contribution from the "near zone" (immediate neighbors of the target node) is added exactly by, for example, a direct

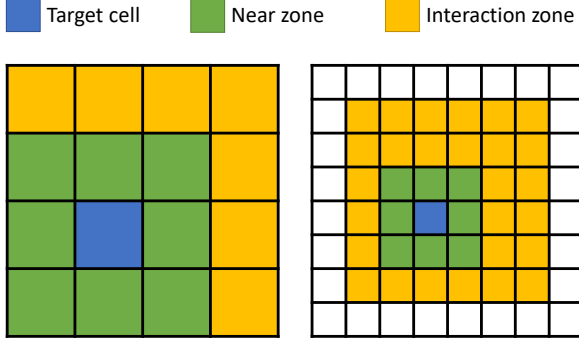


Figure 2. Levels 2 and 3 of the FMM oct-tree. The immediate neighbors (green) of the target node (blue) form its "near zone", while the rest of the children-of-its-parent-neighbors (orange nodes) form the "interaction zone". On level 3 the interaction zone is entirely within the computational domain, and hence is oblivious to the nature of boundary conditions as long as all neighbors are chosen appropriately (i.e. with a periodic wrap if boundary conditions are periodic).

summation or a PM solver with non-periodic boundary conditions; the contribution from the "interaction zone" (all children of the parent neighbors that are outside of the near zone) is computed from the multipole expansion on those nodes; and the contribution from the parent multipoles, which, in turn, is a sum of parent interaction zone and the grand-parent multipole contribution and which, in its turn, is a sum of grand-parent interaction zone and the grand-grand-parent multipole contribution, etc.

On all levels 3 and above the interaction zone is entirely within the computational domain, so as long as the neighbor selection accounts for the periodic boundary conditions, it is possible to use the original, non-periodic FMM algorithm. The effect of periodic boundary conditions only needs to be accounted for explicitly at level 2, and after that it is passed up the tree through the parent-to-child multipole transformation automatically.

Hereafter, the particular implementation of the FMM algorithm that is going to be used is a "Hierarchical Particle-Mesh" (HPM) approach introduced in [Gnedin \(2019\)](#). The particularly convenient feature of HPM is that it uses FFT with the "exact-in-real-space" Green function to compute the interaction zone contribution. Hence, the only change needed to make HPM natively periodic is to use the appropriate Green function for the FFT on the interaction zone at level 2 (yellow nodes in Fig. 2).

3. OPTIMAL GREEN FUNCTION

The choice of the "appropriate Green function" is not trivial, however. As an example, Figure 3 shows

solutions for the gravitational potential by the PM and FMM-HPM methods with the "exact-in-real-space" Green function G_X (Eq. 2). For this test the FMM-HPM method is implemented with the code described in [Gnedin \(2019\)](#). The oct-tree is at least 3 levels deep (with just 2 levels the PM and FMM-HPM results are identical by construction). Each FMM oct-tree node is covered by an 16^2 sub-grid (for this 2D test, and by 16^3 sub-grid for the 3D tests presented below) - the choice for the size of sub-grid is dictated by the requirement that it is significantly larger than the largest number of multipoles used in tests below; otherwise there is an accidental cancellation of errors that misrepresents the real accuracy of FMM. Thus, the total box is covered by the uniform 128^D grid (D is the dimension of space), which is the grid used by the PM method. The gravitational source is modeled by assigning the density of $1/128^D$ in the most lower-left cell of the uniform grid, so that the total mass of the source is 1 if the box size is taken to be 1. A number of other, randomly chosen locations were tested, and the corner source was found to result in the largest error possible (i.e. it is the worst case scenario - this is also illustrated below).

The definition of the error between PM and FMM-HPM also requires special consideration. In the PM method gravitational accelerations are computed from the potential by the 4th order finite difference (up to the 8th order was tested, the 4th order was found to give a converged answer), while in the FMM the accelerations are computed from the multipole expansion. The latter is only approximate, and the difference between the accelerations from FMM and from PM is made of these 2 contributions: (a) the error due to the choice of the Green function and (b) the error in the multipole expansion. In order to only compute (a), the error in the multipole expansion is estimated by comparing FMM and PM in the non-periodic case. Hence, the error due to the choice of the Green function is computed as

$$\Delta g = |\mathbf{g}_{\text{FMM}}^{\text{P}} - \mathbf{g}_{\text{PM}}^{\text{P}} - (\mathbf{g}_{\text{FMM}}^{\text{NP}} - \mathbf{g}_{\text{PM}}^{\text{NP}})|, \quad (3)$$

where superscripts P and NP stand for "periodic" and "non-periodic". The error due to the multipole expansion is also shown below in Fig. 5. Such a correction is not perfect, of course, hence the errors due to the choice of the Green function presented below may be somewhat overestimated.

Ideally, the relative error would be most informative. However, for a single source in a box with periodic boundary conditions there is a location where the gravitational acceleration vanishes identically and planes where each of the components of the acceleration vanishes. Hence, small absolute errors near such loca-

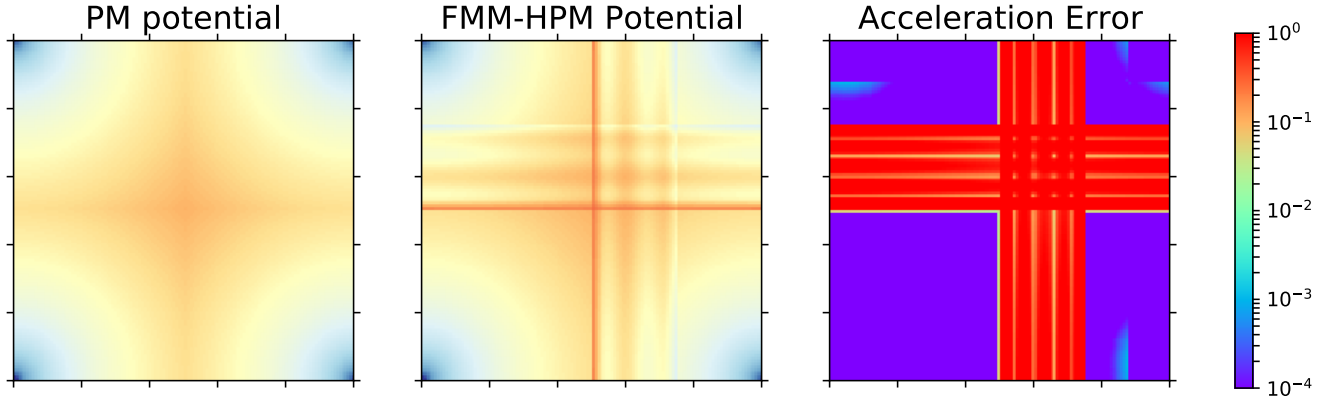


Figure 3. Solutions in 2D for the gravitational potential from a point source located in the lower-left corner of the box with the “exact-in-real-space” Green function (Eq. 2) and $N_g = 6$ gridlet (6^3 cartesian multipoles). The left panel shows the PM method, while the middle panel shows the FMM-HPM method. The right panel shows the difference in the gravitational acceleration between the two, which in the worst case exceeds 100% due to the catastrophic aliasing in the “exact-in-real-space” Green function G_X .

tions result in large relative errors. The search for the optimal Green function below utilizes minimization of some norm of the error. In order to avoid the error to be dominated by just one location in the computational box, the absolute error is used hereafter. In a unit box with $GM = 1$ the characteristic gravitational acceleration is 1, so the absolute error measures the relative error with respect to that characteristic acceleration.

The absolute error between the PM and FMM-HPM when both use the “exact-in-real-space” Green functions G_X is shown in the right panel of Fig. 3. That error is very large, primarily due to sharp features in the gravitational potential from the FMM-HPM. These features arise from aliasing in the “exact-in-real-space” Green function G_X , since, as has been mentioned above, G_X is not differentiable at the distance of half the box size.

While the two solutions are so different, they both are valid solutions of the Poisson equation with periodic boundary conditions. Intuitively, however, it seems that the PM solution is in some sense “better”. While this is not a mathematically rigorous statement, I am going to adopt it as an ansatz in the rest of this paper. One can then define an “optimal” Green function G_* for the natively periodic FMM as *the Green function with which the PM method and FMM produce the same gravitational potential*.

A reasonable question to ask is why the two Green functions should be the same. For example, one can use a PM method with the “exact-in-Fourier-space” Green function G_K and then choose the Green function for FMM such that the solutions agree. That would not be possible, however. For the solutions to match, the FMM solution in the near zone should match too. For a regular grid, this can be solved with a PM-like method, using

FFT with non-periodic boundary conditions (which are most easily achieved by doubling the grid size - this is the approach taken in this paper). If the Green function used in the global PM solution does not match exactly the one used in the near zone part of the FMM computation, the two solutions would differ near the source, precisely where the force is the largest, resulting in a large absolute error even from small relative errors.

The requirement that the PM and the FMM solutions agree is not mathematically rigorous due to the existence of additional errors due to multipole expansion - a realistic realization of FMM would never agree with the PM solution exactly because the FMM solution is (almost) always approximate. One can derive a mathematically rigorous result in the limit when the FMM uses Cartesian multipoles of the order equal to the size of the sub-grid. In that special case there is no error due to the multipole expansion in the interaction zone.

In the following I use the notation and terminology presented in the HPM method paper (Gnedin 2019). In particular, I use the Visscher & Apalkov (2010) vector index notation in which for 3D vectors $\mathbf{n} = (n_x, n_y, n_z)$ and $\mathbf{r} = (x, y, z)$

$$\begin{aligned} \mathbf{n}! &\equiv n_x! n_y! n_z!, \\ \mathbf{r}^{\mathbf{n}} &\equiv x^{n_x} y^{n_y} z^{n_z}, \text{ and} \\ d\mathbf{r} &\equiv dx dy dz. \end{aligned}$$

In order to derive the equation for the “optimal” Green function G_* , let us consider the 3 level deep oct-tree. Given the distribution of masses $M_{\mathbf{p}}$ on the gridlet in a level 3 node, the PM solution for the potential in some other oct-tree node is simply a convolution over that node gridlet (because in the special case considered the size of the gridlet is equal to the size of the sub-grid

in that oct-tree node),

$$\Phi_{\mathbf{p}}^{\text{PM}} = \sum_{\mathbf{q}} G_*(\mathbf{d} + \Delta x(\mathbf{p} - \mathbf{q})) M_{\mathbf{q}}, \quad (4)$$

where \mathbf{p} and \mathbf{q} are vector-valued indices over the gridlets, $\mathbf{p} = (p_x, p_y, p_z)$, $p_i = 0, \dots, N_g - 1$, with N_g being the gridlet size (6 in the test shown in Fig. 3); $\Delta x = 1/(8N_g)$ is the gridlet spacing (the size of one cell on the PM mesh), and \mathbf{d} is the vector from the center of the source oct-tree node to the target oct-tree node.

The same computation in the FMM-HPM method would take 3 steps:

1. projecting the source multipoles from a child node C_S at level 3 ($M_{\mathbf{q}}^{L=3}$) to level 2 ($M_{\mathbf{q}}^{L=2}$),

$$M_{\mathbf{s}}^{L=2} = \sum_{\mathbf{q}} T_{\mathbf{s}\mathbf{q}}^{C_S} M_{\mathbf{q}}^{L=3}, \quad (5)$$

where matrices $T_{\mathbf{s}\mathbf{q}}$ are defined in §2.3 of Gnedin (2019);

2. computing the interaction zone contribution to the multipoles on level2,

$$\Phi_{\mathbf{r}}^{L=2} = \sum_{\mathbf{s}} G_*(\mathbf{d}_{L=2} + \Delta x_{L=2}(\mathbf{r} - \mathbf{s})) M_{\mathbf{s}}^{L=2}, \quad (6)$$

and

3. projecting the level 2 multipoles up to a child node C_T at level 3,

$$\Phi_{\mathbf{p}}^{L=3} = \sum_{\mathbf{r}} T_{\mathbf{r}\mathbf{p}}^{C_T} \Phi_{\mathbf{r}}^{L=2}. \quad (7)$$

Comparing Equation (4) with Equations (5-7) and requiring that $\Phi_{\mathbf{p}}^{\text{PM}} = \Phi_{\mathbf{p}}^{L=3}$ for any $M_{\mathbf{q}}$, one arrives at the equation on G_* :

$$G_*(\mathbf{d}_{L=3} + \Delta x_{L=3}(\mathbf{p} - \mathbf{q})) = \sum_{\mathbf{r}, \mathbf{s}} T_{\mathbf{r}\mathbf{p}}^{C_T} T_{\mathbf{s}\mathbf{q}}^{C_S} G_*(\mathbf{d}_{L=2} + \Delta x_{L=2}(\mathbf{r} - \mathbf{s})).$$

Since $\Delta x_{L=2} = 2\Delta x_{L=3}$ for an oct-tree and the source and target child nodes are offset from their respective parent node centers by vectors \mathbf{a}^{C_S} and \mathbf{a}^{C_T} , one can rewrite the equation for G_* as

$$G_*(\mathbf{d} + \mathbf{a}^{C_T} - \mathbf{a}^{C_S} + \Delta x(\mathbf{p} - \mathbf{q})) = \sum_{\mathbf{r}, \mathbf{s}} T_{\mathbf{r}\mathbf{p}}^{C_T} T_{\mathbf{s}\mathbf{q}}^{C_S} G_*(\mathbf{d} + 2\Delta x(\mathbf{r} - \mathbf{s})) \quad (8)$$

with Δx being the size of the cell on the PM mesh. Notice, that G_* may be a function of the gridlet size N_g

(or, equivalently, the number of multipoles N_g^3) since for different gridlet sizes Equation (8) is different.

The challenge of solving Equation (8) is two fold: first, it is a discrete functional equation and does not belong to any class of mathematical equations for which methods of solution are known. Second, the vector \mathbf{d} is the vector from one oct-tree node center at level 2 to another oct-tree node in the first node interaction zone, i.e. Equation (8) does not constraint $G_*(\mathbf{x})$ everywhere in space but only for \mathbf{x} such that at least one of its components is greater than $L/4$ by absolute value (the later is not a serious limitation if G_* is assumed to be analytic).

In trying to solve Equation (8) I attempted to use several simple iteration schemes, but found none that converged. An alternative approach to finding an *approximation* to the optimal Green function is to assume a parameterized functional form for G_* and fit for the best parameter values.

In the following, I adopt the following ansatz:

$$G_*(\mathbf{x}) \approx G_S(\mathbf{x}) \equiv -\frac{1}{4\pi} g(|\hat{\mathbf{x}} \diamond L|),$$

where \hat{x} should approach x at small scales to recover the Newtonian force and should be differentiable at half the box size to avoid catastrophic aliasing from Fig. 3. One such choice for \hat{x} is

$$\hat{x} = L\xi_n\left(\frac{x}{L}\right)$$

with

$$\xi_n(t) = \frac{\sin(\pi t)}{\pi} + \sum_{k=1}^n a_k \left(\frac{\sin((2k+1)\pi t)}{(2k+1)\pi} - \frac{\sin(\pi t)}{\pi} \right).$$

The coefficients a_k are free parameters that are found by minimizing the L_2 norm of the error between the PM and FMM-HPM solutions (such as the error shown on the right panel of Fig. 3). The minimization is performed using the *Minuit2* library¹. One can also minimize the L_{MAX} norm using a simpler minimization method that does not rely on the existence of the Hessian, such as the downhill simplex method (Nelder & Mead 1965) with insignificant change in the best parameter values and the precision of the approximation.

In all cases, however, terms beyond $n = 1$ do not give a significant improvement in the precision and almost perfectly correlate with the $k = 1$ term; in 3D with large N_g there is a noticeable improvement in L_{MAX} values (Table 1), but then the precision of the approximation

¹ <https://root.cern.ch/doc/master/Minuit2Page.html>

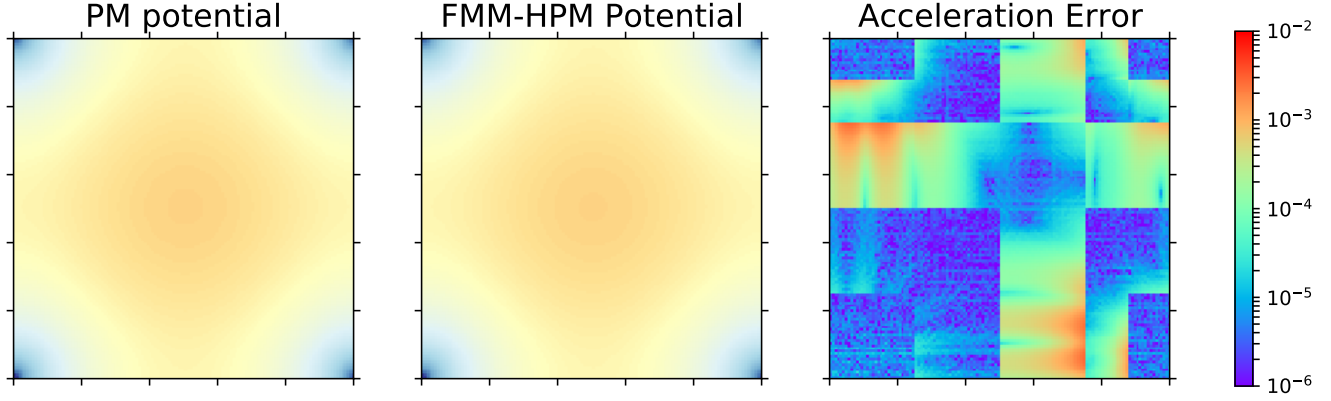


Figure 4. Same as Figure 3, but for the approximately-optimal Green function G_S . Notice that the scale of the colorbar is reduced 100-fold compared to Figure 3.

is already so high that the gain in precision is not worthy the added numerical complexity. Why this is so is clear from Figure 4, that shows the error in the acceleration for the "approximately optimal" Green function G_S with $n = 1$ and the value of the coefficient a_1 (as well as the accuracy of the fit) given in Table 1. The error is reduced by almost 3 orders of magnitude compared to the "exact-in-real-space" Green function, but the residual error has a complex structure and is not well approximated by simple analytical functions.

In fact, for all cases considered the value of the first coefficient a_k is sufficiently close to the value -0.125 that gives a cancellation of the third order in x term,

$$\frac{9}{8} \sin(t) - \frac{1}{8} \frac{\sin(3t)}{3} = t + O(t^5)$$

for $t \rightarrow 0$, so that a single function G_S with $n = 1$ and $a_1 = -1/8$, (which I will call G_{S1} hereafter) can be used for all dimensions and for all gridlet sizes without significant loss of precision. It is not clear if this is just a coincidence, though, since adding the next cancelling term,

$$\frac{75}{64} \sin(t) - \frac{25}{128} \frac{\sin(3t)}{3} + \frac{3}{128} \frac{\sin(5t)}{5} = t + O(t^7),$$

significantly deteriorates the precision.

The performance of the approximately optimal Green function G_{S1} is shown in Figure 5 for a number of gridlet sizes and for both 2D and 3D tests. In addition to the worst case scenario of the single corner source, I also show a more realistic case of 10 sources randomly distributed in the computational box, for which the errors due to both approximation for the Green function (the "GF error") and due to the multipole expansion (the "ME error") are significantly smaller than the worst case. In all tests considered the Green function error is below or about the error due to the multipole expansion for $N_g \leq 10$. For the 10 random source test the

Table 1. Best-fit parameters for G_S

N_g	L_{MAX}	L_2	a_k
2D			
4	0.00216	0.000514	-0.124297
6	6.73e-05	1.36e-05	-0.120703
8	1.84e-05	2.52e-06	-0.120703
3D			
4	0.0112	0.00126	-0.138598
6	0.000648	6.37e-05	-0.120236
8	0.000192	6.00e-06	-0.120236

error due to the approximate Green function is similar to the error due to the multipole expansion, indicating that the subtraction of the multipole expansion error in Equation 3 is inaccurate for that test. For practical numbers of multipoles ($N_g \geq 6$ - for example, $N_g = 8$ in the ABACUS code Garrison et al. 2019) the Green function error is below $L_{MAX} = 10^{-3}$ or $L_2 = 10^{-4}$, which is significantly smaller than the similar error in the Tree-PM approach (Springel et al. 2020).

Figure 6 shows the deviations of the FMM gravitational acceleration computed using the G_{S1} Green function from the exactly Newtonian form. A similar comparison for the Tree-PM method is presented in Springel et al. (2020). Deviations from the Newtonian form are not perfectly radial as in Tree-PM, but generally significantly smaller.

4. CONCLUSIONS

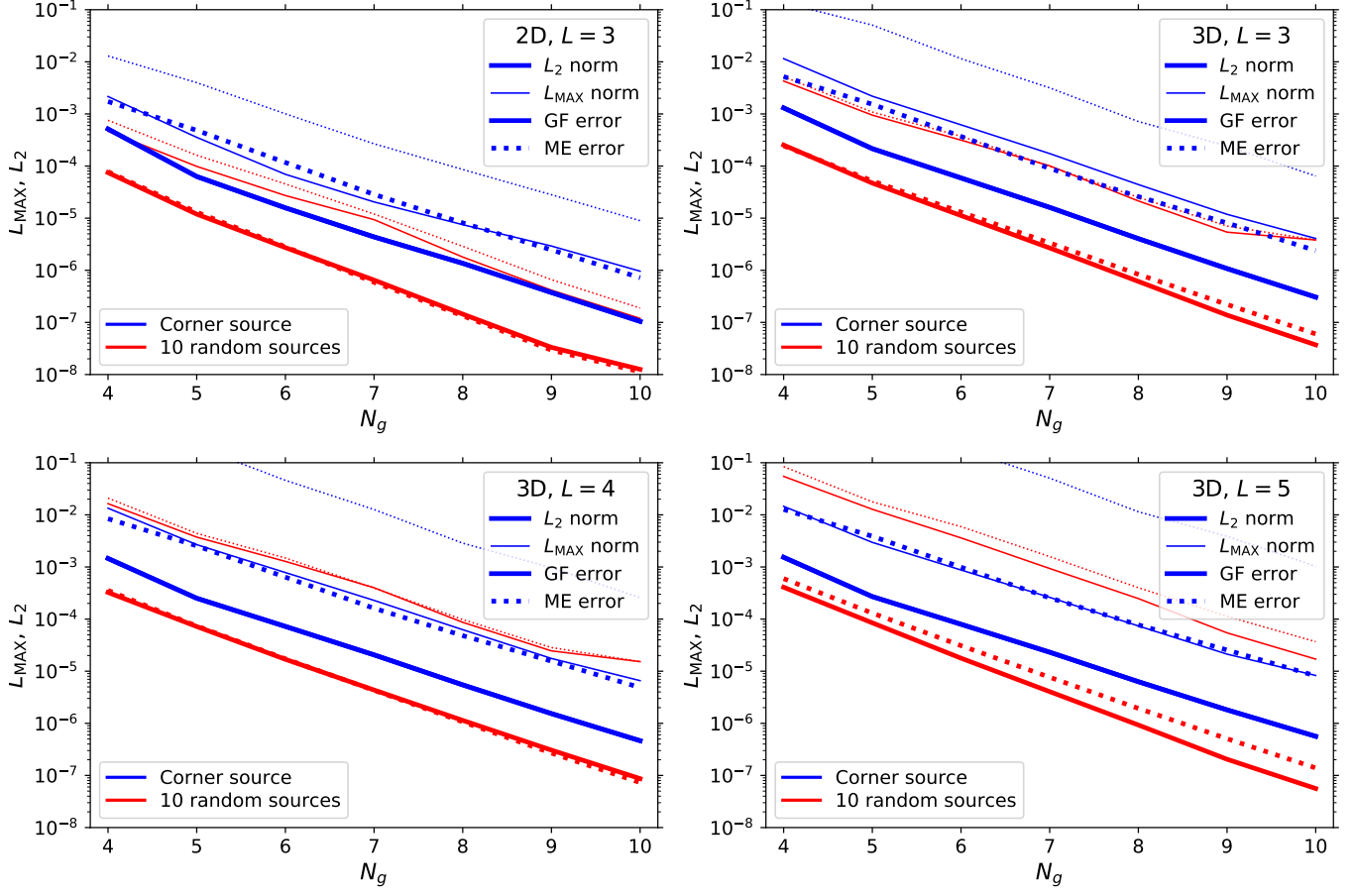


Figure 5. L_2 and L_{MAX} norms for the approximate Green function G_{S1} (the “GE error”) and for the multipole expansion in non-periodic case (the “ME error”) as a function of the gridlet size N_g (the number of Cartesian multipoles is N_g^3) for two tests: a single source placed in the corner of the computational box (as in Figs. 3 and 4) and 10 sources placed randomly in the box. The top row shows 2D and 3D tests with 3-level deep FMM tree (128^D PM mesh), the bottom row shows 3D tests for 4- and 5-level FMM trees (256^3 and 512^3 PM meshes).

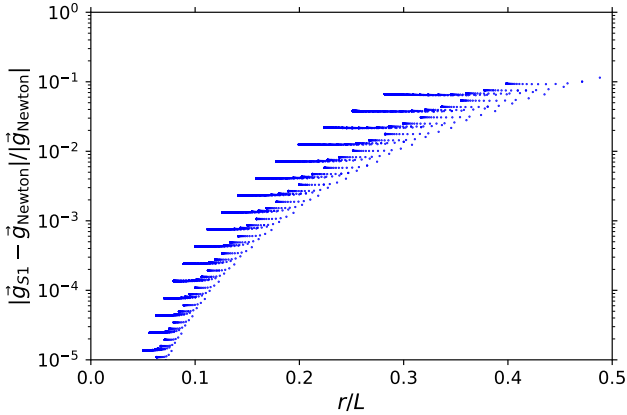


Figure 6. Deviation of the gravitational acceleration from the Newtonian form for the approximately optimal Green function G_{S1} . This plot can be compared directly with Fig. 2 from GADGET-4 paper (Springel et al. 2020).

The Green function

$$G_{S1}(\mathbf{x}) \equiv -\frac{1}{4\pi} g(|\hat{\mathbf{x}} \diamond L|) \quad (9)$$

with

$$\hat{x} = \frac{9L}{8\pi} \sin(\pi x/L) - \frac{L}{24\pi} \sin(3\pi x/L)$$

is an approximately optimal Green function for an implementation of the FMM algorithm that supports periodic boundary conditions “natively”, without computing lattice sums or relying on hybrid approaches like FMM-PM.

Where one would go from here? For many practical applications G_{S1} would be enough as it is already more than 100 times more accurate in L_2 sense and 20 times more accurate in L_{rmMAX} sense than the GADGET-4 Tree-PM or FMM-PM approach (Springel et al. 2020, , Fig. 18). However, its primary limitation is that there is no clear path to improving its precision. I have also tried several other functional forms for G_* , including

Taylor expansion of G_* in powers of $\sin(fx)$ with f as another parameter, but found none that improves upon G_{S1} in any significant way. It does not mean that the improvement is not possible, of course, just that the correct functional form for G_* has not been found yet.

One can imagine alternative approaches to higher precision. All minimization done in this paper relies on standard local minimum finders. Method for searching beyond the local minimum, such as Simulated Annealing, may produce better results. Another possible approach is to parameterize G_* with a very large number of parameters - for example, as a grid of values with every value being its own parameter. Minimizing a such extremely large dimensional problem is difficult, but is likely to lead to much higher precision. For example, in the FMM-HPM algorithm the Green function only needs to be sampled on the $(4N_g)^D$ grid, and for a realistic number of multipoles $N_g = 8$ in 3D this is $32^3 = 32,768$ values, a large minimization problem but certainly not

beyond the modern capabilities. With the grid model for G_* it should be possible to find G_* exactly, i.e. with zero error.

As a final note, Fig. 5 has an interesting feature - the error due to periodic Green function continues to fall as the number of multipoles increases. Since G_{S1} is approximate, one would expect the error to saturate for sufficiently large N_g , reflecting the imperfect accuracy of G_{S1} . This is not the case, however. One can hypothesize that, perhaps, G_{S1} is then the true limit of G_* for $N_g \rightarrow \infty$. Unfortunately, it is not possible to test such a hypothesis without a method for solving equation (8).

I am grateful to Andrey Kravtsov for useful suggestions during the work on this project. This manuscript has been authored by Fermi Research Alliance, LLC under Contract No. DE-AC02-07CH11359 with the U.S. Department of Energy, Office of Science, Office of High Energy Physics.

REFERENCES

- Barnes, J., & Hut, P. 1986, *Nature*, 324, 446
- Cheng, H., Greengard, L., & Rokhlin, V. 1999, *Journal of Computational Physics*, 155, 468 . <http://www.sciencedirect.com/science/article/pii/S0021999199963556>
- Ewald, P. P. 1921, *Annalen der Physik*, 369, 253
- Garrison, L. H., Eisenstein, D. J., & Pinto, P. A. 2019, *MNRAS*, 485, 3370
- Gnedin, N. Y. 2019, *ApJS*, 243, 19
- Greengard, L., & Rokhlin, V. 1987, *Journal of Computational Physics*, 73, 325 . <http://www.sciencedirect.com/science/article/pii/0021999187901409>
- . 1997, *Acta Numerica*, 6, 229–269
- Hockney, R. W., & Eastwood, J. W. 1988, *Computer simulation using particles*
- Nelder, J. A., & Mead, R. 1965, *The Computer Journal*, 7, 308. <https://doi.org/10.1093/comjnl/7.4.308>
- Springel, V. 2005, *MNRAS*, 364, 1105
- Springel, V., Pakmor, R., Zier, O., & Reinecke, M. 2020, arXiv e-prints, arXiv:2010.03567
- Visscher, P. B., & Apalkov, D. M. 2010, *Journal of Magnetism and Magnetic Materials*, 322, 275
- Yan, W., & Shelley, M. 2018, *Journal of Computational Physics*, 355, 214 . <http://www.sciencedirect.com/science/article/pii/S0021999117308501>