
OPTIMIZING MULTI-RENDEZVOUS SPACECRAFT TRAJECTORIES: ΔV MATRICES AND SEQUENCE SELECTION

Aleksandar Petrov*

Dept. of Mechanical and Process Engineering
ETH Zürich
alpetrov@ethz.ch
aleksandar@p-petrov.com

Ron Noomen

Faculty of Aerospace Engineering
Delft University of Technology
r.noomen@tudelft.nl

ABSTRACT

Multi-rendezvous spacecraft trajectory optimization problems are notoriously difficult to solve. For this reason, the design space is usually pruned by using heuristics and past experience. As an alternative, the current research explores some properties of ΔV matrices which provide the minimum ΔV values for a transfer between two celestial bodies for various times of departure and transfer duration values. These can assist in solving multi-rendezvous problems in an automated way. The paper focuses on the problem of, given a set of candidate objects, how to find the sequence of N objects to rendezvous with that minimizes the total ΔV required. Transfers are considered as single algebraic objects corresponding to ΔV matrices, which allow intuitive concatenation via a generalized summation. Waiting times, both due to mission requirements and prospects for cheaper and faster future transfers, are also incorporated in the ΔV matrices. A transcription of the problem as a shortest path search on a graph can utilize a range of available efficient shortest path solvers. Given an efficient ΔV matrix estimator, the new paradigm proposed here is believed to offer an alternative to the pruning techniques currently used.

1 Introduction

One of the main difficulties in optimizing spacecraft trajectories that visit multiple bodies comes from the inherently hybrid optimization problem which requires the selection of values for both discrete and continuous parameters. The discrete aspect covers the selection of which bodies or objects to visit, and in what order. The particular trajectory, including the time of departure from a body and the time necessary to cover a subsequent leg, is the continuous aspect.

Examples of such hybrid problems are the second, fourth and ninth editions of the Global Trajectory Optimization Competition (GTOC) (Petropoulos, 2006; Bertrand et al., 2009; Izzo and Märten, 2018). A number of research groups came up with a range of possible solutions for GTOC 2. As a review by Alemany (2009) showed, most of the teams applied pruning in order to remove the large part of possible sequences. These pruning steps were not trivial and resulted in premature elimination of some of the best solutions (Alemany and Braun, 2007). An approach to represent the problem as a shortest path search was shown by Secretin and Noomen (2012).

*Work done while at Delft University of Technology

However, the dynamic behavior of the cost function was neglected with only the minimal value being considered.

Other approaches based on some form of pruning have been developed (Gorter, 2010; Grigoriev and Zapletin, 2009; Izzo et al., 2007b), including the technique applied by the winning team from Politecnico di Torino (Casalino et al., 2007). For example, a popular heuristic for the particular problem of designing multi-rendezvous missions for active debris removal is to focus only on the right ascension of the ascending node of the debris orbit. For a particular class of debris it is often the only parameter in which the orbits differ significantly (Casalino, 2014; Zhao et al., 2017).

Wall and Conway (2009) introduced a framework that uses evolutionary algorithms for solving the combinatorial part of the problem. A hybrid between Beam Search (BS) and Ant Colony Optimization (ACO) was proposed by Simões et al. (2017), while Vasile and Locatelli (2009) suggested using a stochastic multiagent approach. BS was also applied for sequence selection of the GTOC 9 problem by the Strath++ and DLR teams (Absil et al., 2018; Hallmann et al., 2018) and to the 8th Chinese Trajectory Optimization Competition (CTOC) by Li et al. (2017). Teams NUDT and XSCC addressed GTOC 9 with ACO instead (Luo et al., 2018; Shen et al., 2018), and the winning team from JPL combined it with lookup databases between pairs of objects, building partial sequences from these and combining them via a graph clique search (Petropoulos et al., 2018). However, as these are non-exhaustive methods which often employ heuristics, convergence to the actual optimum cannot be assured.

Izzo et al. (2007a) proposed the Gravity Assist Space Pruning (GASP) method that uses discretized matrices of ΔV values similar to the ones we propose here. However, their approach was constrained to pruning the departure dates of the different legs for a known object sequence. Cerf (2015) combined similar cost matrices with bilinear interpolation. We show that the ΔV matrices are not only a good data organization mechanism but also possess structure that gives rise to a natural concatenation operation.

One approach to solving the multi-rendezvous problem is to divide it into two independent sub-problems. First, a database of single-leg transfers is created. Then, these single legs are combined into a multi-leg mission. Bang and Ahn (2018) proposed such a two-phase framework where they considered only the single legs corresponding to local minima. The second sub-problem can be formulated as a specific class of the Traveling Salesman Problem (Bang and Ahn, 2018; Izzo et al., 2015). Our approach also separates the two phases but is not constrained to local minima and we show an alternative representation in the form of a simultaneous shortest path problem over two graphs.

The typical objective of spacecraft trajectory optimization problems is to minimize the propellant mass needed to execute the transfers. It depends both on the orbital parameters of the departure and arrival bodies, the departure time and the transfer duration. The propellant mass is spacecraft-specific: it depends on the fuel and engine properties, as well as on the instantaneous spacecraft mass. The change in spacecraft velocity, ΔV , is instead typically used as a proxy. It is spacecraft-agnostic and increases with the propellant mass. Minimizing the total ΔV needed for a mission is analogous to minimizing the propellant mass (Wiesel, 1989).

In this paper, we explore some properties of ΔV matrices. ΔV matrices consist of the minimum ΔV values for every combination of entries from a set of discrete times of departure (corresponding to columns) and a set of transfer durations (corresponding to rows) for a transfer between two celestial bodies. If the problem is formulated as a two-body transfer with impulsive manoeuvres at the departure and arrival bodies, this ΔV matrix represents a grid sampling of the associated pork-chop plot. We generalize this concept to all propulsion types and thrust curves by selecting the minimum ΔV value over the set of possible transfers for fixed departure and arrival dates. For examples, see Figs. 1 and 2.

ΔV matrices are particularly useful for solving the sequence selection problems. Two approaches are presented here: an algebraic method for generating a ΔV matrix representing a two-leg transfer while preserving the matrix structure, and a technique for translating the sequence selection problem to a shortest path search.

Combined with a suitable ΔV estimation tool, the current research can provide a simple, scalable, automated and converging process that can be applied for a variety of problems involving multi-leg spacecraft trajectory optimization. To keep the exposition concise, the focus will be on a mission that requires rendezvous with N objects to be selected from a set S of M candidates, with $M > N$. The selected objects are ordered in a sequence. Every transfer from one object to the next is referred to as a leg, hence the whole sequence corresponds to a multi-leg trajectory. The multi-leg trajectory starts at the first object of a sequence and ends at the last one. Transfers from Earth to the first object and possibly back from the last one are not considered. Still, if needed, their addition is trivial. The cumulative (total) ΔV for the multi-leg transfer is the sum of the individual ΔV values required for each leg. The optimization goal is to find the sequence of N objects that minimizes the cumulative ΔV necessary for its traversal. The time necessary to perform a scientific mission at each body, referred to as *staying time*, is also considered.

Details about the concatenation, sequence selection and the problems typically associated with these are presented in Sect. 2. Then, ΔV matrix modifications for considering waiting at the targets are offered in Sect. 3. Sect. 4 describes the direct concatenation operation, while Sect. 5 explores how the problem can be translated to a shortest path search on a graph. Suggestions of possible integration of these techniques in a larger framework and potential extensions can be found in Sect. 6. Finally, Sect. 7 presents the conclusions of this paper.

2 Concatenation and sequence selection

Concatenation is the process through which separate trajectory legs are combined into a single multi-leg trajectory. Sequence selection, on the other hand, asks about finding the multi-leg trajectory that minimizes the total ΔV required. These two aspects are intimately related, with the concatenation method stipulating the sequence selection procedure.

Given a list of targets, departure dates and transfer durations for each leg, the most basic approach is to use an approximation model to evaluate and sum together each of the separate ΔV values. This becomes less trivial if the departure date and transfer duration are also considered as optimization variables. Evaluating all possible combinations typically turns out to be prohibitively computationally expensive due to the exponential increase of the number of combinations, even for a few legs and small ΔV matrices. That is why more involved methods are needed.

A major issue is the inherent *knowledge property* of multi-leg trajectories. The decision of which future legs are optimal depends on the past legs. How fast one has chosen to travel the earlier segments determines the earliest epoch at which the spacecraft can leave from the current object, which in turn influences the available opportunities for subsequent transfers. At the same time, the choice of earlier legs depends on the future ones, as it is possible to trade a more expensive early leg in order to be able to get a significantly cheaper future leg. In general, sequences have to be evaluated in their entirety and it is not possible to combine an optimal trajectory from object A to B and one from B to C and arrive at the optimum trajectory from A to C through B . Hence, it can be said that when at B , the spacecraft has some “knowledge” of its future transfers which affected its past decisions.

Two approaches that can levy these issues are proposed. *Direct concatenation* is an algebraic method of preserving the ΔV matrix structure during the concatenation process. A radically different approach is to recast the problem as a shortest path search and to utilize existing graph theory approaches for solving it. Waiting times at bodies for multiple rendezvous missions are also discussed.

Throughout the paper a transfer from object A to object B is denoted by the ΔV matrix $\Delta \mathbf{V}_{AB}$ and one from B to C by $\Delta \mathbf{V}_{BC}$. The ΔV matrix for a two-leg transfer from A to C through B will be denoted by $\Delta \mathbf{V}_{ABC}$. All such ΔV matrices, regardless of the number of legs, can be considered to make up the set \mathcal{M} . All matrices in \mathcal{M} must have the same dimensions $d \times h$, rows and columns corresponding to the same values for transfer duration and departure time respectively, and can have only positive or infinite entries (the latter for transfers with unknown ΔV). Furthermore, for the current treatment, it is assumed that the magnitude of the

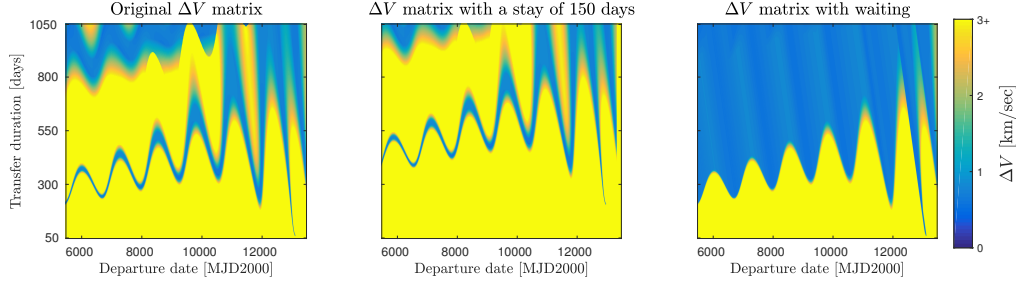


Figure 1: Comparison of an original ΔV matrix (left), one with staying time t_s equivalent to 150 days (center), and a wait-adjusted one for better opportunities (right). In the staying case the data is shifted by 150 days to the left and 150 days upwards while the axes remain unchanged. A padding with infinity is introduced in the bottom and the right-hand side of the plot. The wait-adjusted matrix has larger favourable regions. The transfer shown is from asteroid 5892 to asteroid 6038 of the GTOC 7 database (Casalino and Colasurdo, 2014) and is solved with the Lambert targeter developed by Izzo (2015) implemented in the Tudat software library (Kumar et al., 2012)

discretization steps δt for departure date and transfer duration are equal. This assumption is not required but simplifies the presentation without loss of generality.

3 Stay and waiting times

When one considers a trajectory with multiple rendezvous with objects, it is often required that the spacecraft stays for some time at each object in order to perform a mission before continuing on its way. Clear examples are scientific observations or the deploying of a space debris removal device. This is a delay that comes from the mission requirements and we will refer to it as *staying time* and denote it by t_s .

Additionally, the transfer cost is dependent on the departure time as well. Therefore, waiting for some extra time t_w (*waiting time*) before starting a leg with duration Δt can sometimes be cheaper in terms of ΔV than making the slower transfer of duration $\Delta t' = t_w + \Delta t$ without the waiting. In this sense, the staying time is a mission requirement that cannot be violated and the waiting time is a delay on top of it that can be used in order to exploit more efficient legs with a later start to the next body.

Both aspects do not need to be considered in the concatenation phase if appropriate preprocessing is performed. The main idea behind it is to adjust the matrices in such a way that a given departure date and the effective time of flight will actually signify the arrival date. In this way, the spacecraft will not spend any time at the objects from the point of view of the concatenation process, thus greatly simplifying the problem description.

For the case of staying at the departure object because of mission requirements, a simple shift of t_s columns to the left of the whole ΔV matrix is sufficient, resulting in an actual staying time of $t_s \delta t$. We also need to shift all entries t_s rows up, in order to preserve the resultant arrival dates. In this way, a transfer denoted in the new matrix with departure date t_D and transfer duration Δt will actually depart on date $t_D + t_s \delta t$ and will travel for $\Delta t - t_s \delta t$ days. See Fig. 1 for an example of the adjustment for staying at an object for a fixed time.

In the process, the left-hand side and the top of the matrix are cut off. The bottom and the right-hand side are padded with infinity values for which the ΔV values are unknown. In the case of t_s being the same for all objects, this regular discarding of data can be mitigated by augmenting the original ΔV matrices by t_s rows of infinity values on the top and t_s columns on the left. In this way the information would be only shifted but not lost.

To account for waiting times that enable faster but yet cheaper transfers, one has to consider all possible waiting time values. Among all possible combinations of waiting time and actual

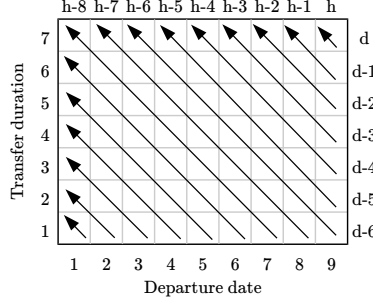


Figure 2: The waiting time adjustment is performed by going along the arrows and setting the value of each cell to the smallest value encountered so far

transfer duration values for a fixed departure date and transfer duration, there is at least one that minimizes the ΔV required. A user would be interested solely in this transfer as the other options have the same boundary conditions (departure date and transfer duration) while they require larger ΔV values. Therefore, the wait-adjusted ΔV matrix \mathbf{M}' for a matrix \mathbf{M} contains only these optimal transfers and can be computed as

$$\mathbf{M}'_{i,j} = \min_{t_w} \{ \mathbf{M}_{i-t_w, j+t_w} \}, \quad t_w \in \mathbb{N}^0, \quad \max(0, i-d) \leq t_w \leq \min(i-1, h-j). \quad (1)$$

Effectively, this means that each cell equals the minimum of all entries on the diagonal starting from it and going in the direction of increasing departure time and decreasing duration. This is illustrated in Fig. 2. The bounds on t_w come from the finite dimensions of \mathbf{M} . The effect of adjusting for waiting times can be seen in Fig. 1. When the whole ΔV matrix is considered, the transformation to a wait-adjusted matrix requires only one visit to each cell, resulting in only dh operations. This can easily be achieved by scanning the rows, columns, or diagonals of the matrix.

This procedure is suitable for parallelization as rows, columns, or diagonals can be processed concurrently. For rows, this requires to start from the bottom-most one, for columns from the right-most one. Diagonals can be processed concurrently, but the entries in each diagonal must be considered in order of increasing transfer duration and decreasing departure time. For the following sections it is assumed that all ΔV matrices are wait-adjusted and therefore waiting will not be further discussed.

4 Direct concatenation

Direct concatenation is based on the idea that, although there is more than one way to execute a multi-leg transfer with a fixed object sequence, departure date, and a final arrival date, each having different transfer durations for the separate legs, there is at least one set of such parameters that minimizes the total ΔV required. It is precisely this minimizing set and its corresponding ΔV value that are of interest. Sets resulting in higher ΔV can be freely discarded, as they cannot be part of an optimal sequence. This can be extended to a range of departure dates and transfer durations, ultimately converging at a multi-leg ΔV matrix with the same properties and size as the one introduced for single-leg transfers. By keeping this structure the same, it is trivial to continue concatenating as many legs as needed while keeping the computational effort linear in the number of legs. The latter aspect is a major advantage of direct concatenation.

Each entry $[\Delta \mathbf{V}_{ABC}]_{i,j}$ is defined as the minimum of all sums of the entries in $\Delta \mathbf{V}_{AB}$ that depart on date j with the corresponding elements of $\Delta \mathbf{V}_{BC}$ that have a departure date equal to the sum of the departure date of the first leg and its duration and a transfer duration of i minus the duration of the first leg. Therefore, a generalized summation operator $\mathbf{A} \oplus \mathbf{B} = \mathbf{C}$ can be defined as:

$$\mathbf{C}_{i,j} = \min_{k \leq \min\{h-j, i-1\}} \{ \mathbf{A}_{k,j} + \mathbf{B}_{i-k, j+k} \}, \quad (2)$$

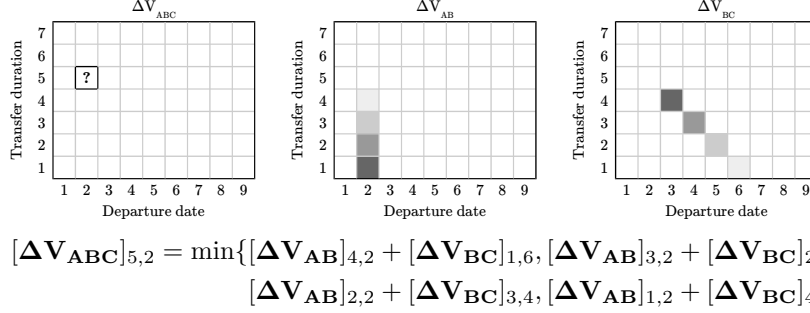


Figure 3: An illustration of direct concatenation for obtaining ΔV_{ABC} with departure date 2 and total transfer duration 5

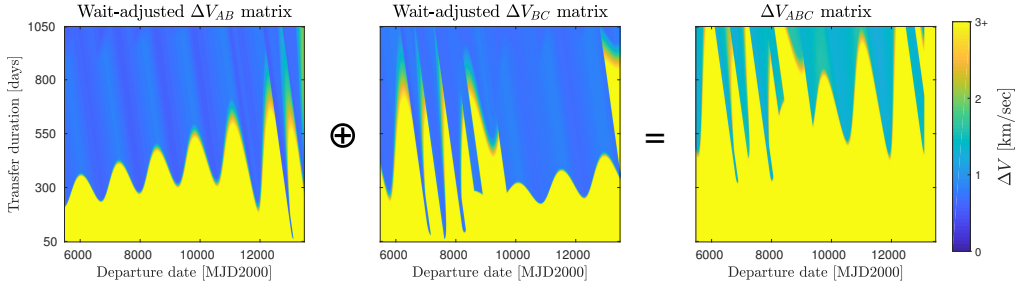


Figure 4: An illustration of the \oplus operator. The transfer from A to B shown is from asteroid 5892 to asteroid 6038 of the GTOC 7 database (Casalino and Colasurdo, 2014) while the one from B to C is from asteroid 6038 to asteroid 15337 of the same database. The single-leg transfers are solved with the Lambert targeter developed by Izzo (2015) as implemented in the Tudat software library (Kumar et al., 2012) and are wait-adjusted

where \mathbf{C} is also a $d \times h$ matrix and $k \in \mathbb{N}^+$ is limited by the finite dimensions of the matrices. If there are no entries in the set to be minimized then $\mathbf{C}_{i,j} = \infty$.

The resulting matrix \mathbf{C} has the same dimensions $d \times h$ as \mathbf{A} and \mathbf{B} , and will have its first row and last column filled with infinity values. This is to be expected as the first row represents transfers with minimal duration for the given \mathcal{M} , while the minimum transfer duration for a two-leg transfer is twice the one for a single leg. For example, in Fig. 1 the minimum single-leg duration considered is 50 days, limiting a two-leg transfer to a minimum duration of 100 days. A similar argument is valid for the last column: to calculate a value there, a second-leg transfer departing after the last departure date in \mathcal{M} would be needed. Further concatenating legs increases the number of columns and rows affected as such; for an f -leg transfer, the first f rows and the last f columns would be filled with infinity values. Illustrations of direct concatenation can be seen in Figs. 3 and 4.

Some interesting properties of the set \mathcal{M} result directly from Theorem 1 which we state without proof.

Theorem 1. *A given \mathcal{M} under the operator \oplus is a semigroup (\mathcal{M}, \oplus) .*

There are clear practical benefits of the properties of (\mathcal{M}, \oplus) . A semigroup is an algebraic structure consisting of a set that has the properties of associativity and closure under a specified binary operation (Gallian, 2016). The closure shows that no matter how many single-leg journeys are concatenated (summed) together, the resultant multi-leg ΔV matrix will have the same structure and dimensions, in contrast to the case with total enumeration. Associativity, on the other hand, allows for reuse of previously calculated multi-leg transfers. For example, if one

already has the matrices ΔV_{ABC} and ΔV_{CDE} , ΔV_{ABCDE} can be found with only a single generalized summation.

The other big advantage of direct concatenation is that there is no need to specify or determine neither the departure time, nor the transfer duration for each leg beforehand, because we are solving simultaneously for all combinations of them. From the example above, the matrix ΔV_{ABCDE} holds the minimum ΔV values across all possible single-leg duration combinations, in this way effectively eliminating the memory property.

The direct concatenation operation also preserves the time-adjustedness of its inputs. This is demonstrated by Theorem 2.

Theorem 2. *If a $d \times h$ matrix \mathbf{A} has the property that $\mathbf{A}_{i,j} \leq \mathbf{A}_{i-1,j+1}$ for $\forall i, j, 2 \leq i \leq d, 1 \leq j \leq h-1$, and a $d \times h$ matrix \mathbf{B} has the same property, then $\mathbf{A} \oplus \mathbf{B}$ also has this property.*

Proof. The theorem can be easily proven by contradiction. Assume that $\exists i', j'$ for which the theorem does not hold, i.e.

$$\min_{k \leq b_L} \{\mathbf{A}_{k,j'} + \mathbf{B}_{i'-k,k+j'}\} > \min_{l \leq b_R} \{\mathbf{A}_{l,j'+1} + \mathbf{B}_{i'-l-1,l+j'+1}\}, \quad (3)$$

with $k, l \in \mathbb{N}^+$, $b_L = \min\{h - j', i' - 1\}$, and $b_R = \min\{h - j' - 1, i' - 2\}$. The cardinality of the set under minimization on the right-hand side of the inequality is one less than the cardinality of the set under minimization on the left-hand side. The case with an empty set on the right-hand side is trivial. If it is not empty, then it can be shown that every element of the right-hand set can be associated with an element of the left-hand set that is less than or equal to it (the pairs with $k = l + 1$). Therefore, Eq. 3 cannot hold. \square

To find an optimal trajectory between N targets in a set of M objects, first the ΔV matrices for every pair of objects are to be obtained. These can be combined into sequences of three objects by applying the \oplus operation between every pair of ΔV matrices (as in Eq. 2). This process can be significantly sped up if the minimum value encountered in every single-leg ΔV matrix and the current minimum value encountered in an N -leg transfer are also stored. The pairs of matrices for which the sum of their minimum values is more than the current minimum value for an N -leg transfer can be discarded.

To make use of this technique, a depth-first search strategy should be employed. Such a strategy would explore a complete sequence before trying another one, in contrast to the breadth-first strategy, where all the options for the first pair of legs are explored before moving further. The obtained minimum ΔV values for a complete journey, even when they are far from optimal in the beginning, can prevent exploration of journeys that cannot be requiring less ΔV for any combination of departure and arrival times. This was observed to quickly narrow the search space.

The \oplus operation can be readily parallelized. Applying tile-based shared memory techniques like commonly used for matrix multiplication can reduce the number of memory calls and the execution time. Using texture memory for storing the summands can also utilize the spatial locality of the operation, leading to a potential further computational speed improvement.

5 Shortest path representation

An alternative approach to the direct concatenation operator \oplus presented in Sect. 4 is to represent the set of ΔV matrices in a graph form. The objective of finding the cheapest trajectory visiting N objects can be translated to a shortest path search. As the shortest path search is one of the most studied problems in graph theory, there is an abundance of algorithms proposed and implemented in various software packages that can be readily utilized for solving it.

Label-constrained shortest path algorithms can be used in order to address the two time dimensions of the problem (departure date and travel duration) as well as the fixed sequence length and no repeated visit requirements. The current work is based on the application of formal languages on graphs as introduced by Barrett et al. (2000).

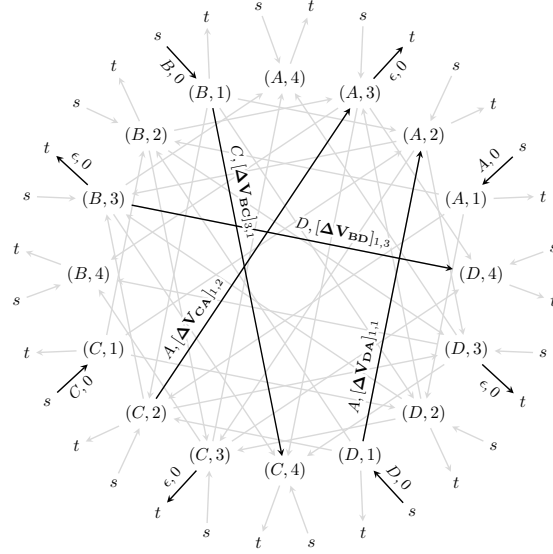


Figure 5: An illustration of the object network G for four objects in $S = \{A, B, C, D\}$ and four departure times (1, 2, 3, 4). The starting and ending nodes s and t are copied next to every object node. The labels and weights for the highlighted edges are also presented

Consider the directed acyclic network $G = (V, E, c, l_G)$, where V , the node set, is the set of time-expanded bodies $\{(X, j) \mid X \in S, 1 \leq j \leq h\}$, the edge set $E = \{((X, a), (Y, b)) \mid X, Y \in S, X \neq Y, 1 \leq a < b \leq h\}$ with (X, a) being the head node, the weight $c(e)$ for an edge $e = ((X, a), (Y, b))$ equal to $[\Delta \mathbf{V}_{\mathbf{XY}}]_{b-a,a}$, and the label $l_G(e)$ equal to Y . Additionally, a starting node s is added with edges to all other nodes with zero weight and labels equal to the objects they point to. An end node t is also added with zero weight and empty label ϵ . An illustration of this network architecture can be seen in Fig. 5. A path traversed in G represents a physically possible sequence of transfers between the objects in S . However, the sequence length and the unique sequence (no revisits) requirements cannot be satisfied by a general shortest path algorithm on G .

To solve this, a deterministic finite automaton (DFA) is defined on the labels of G : $A = (Q, S, \delta, q_0, F)$, with a set of states $Q = \mathcal{P}_{1 \leq \kappa \leq N}(S)$, a separate start state q_0 , transition function δ , and a set of final (accepting) states F . The set of states Q is a subset of the power set of S that represents all combinations of 1 to N objects. The transition function δ permits state transitions $r = (q_1, q_2) \in T, q_1, q_2 \in Q, |q_2| = |q_1| + 1, q_1 \subset q_2$, with labels $l_A(r) = q_2 - q_1$. It represents the possible progressions for traversal of up to N objects without repetition. Finally, the set of final states F equals the complete trajectories $\{q \in Q \mid |q| = N\}$. This is illustrated in the top part of Fig. 6.

The product network $P = G \times A$ is defined to have the vertex set $\{(v, q) \mid v \in V, q \in Q\}$ and the edge set $\{(e, r) \mid e \in E, r \in T, l_G(e) = l_A(r)\}$ with costs equal to $c(e)$. Finding the shortest path from (s, q_0) to (t, f) for an $f \in F$ in the product network P is equivalent to solving the problem of finding the shortest path on G that traverses N distinct objects. The REGLCSP algorithm allows for efficient storing and processing of the product graph with space requirement $\Theta(|G| + |A|)$ and a time complexity increase only by a constant factor (Barrett et al., 2008).

For large numbers of objects the number of states in A might become prohibitively large. In such a case, the requirement for uniqueness of the visited objects can be dropped. Instead, the states would represent a counter of the visited objects (see the bottom part of Fig. 6) and a single label would be used for all edges in G and for all transitions in A .

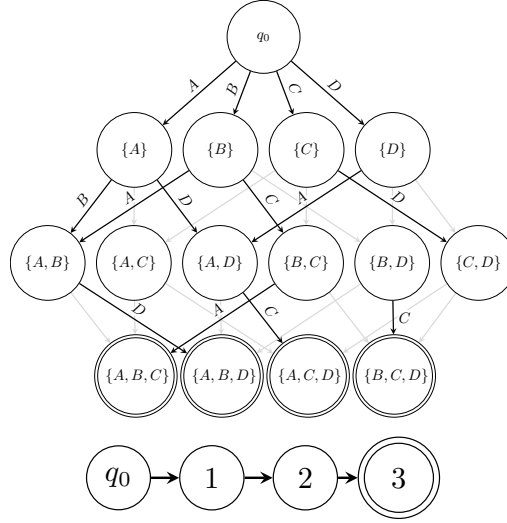


Figure 6: An example of a deterministic finite automaton A for a sequence of $N = 3$ objects. *Top*: A complete automaton for four objects in S that ensures both the correct length of the sequence and uniqueness of the objects in it. *Bottom*: An automaton for an unspecified number of objects in S that ensures only the correct length of the sequence

The distinctness of the bodies on the optimal sequence can be checked after completing the search. If there is a repetition of an object, then the next shortest path can be found until one with distinct objects is obtained. Algorithms for solving the k -shortest paths problem are suitable for that, e.g. the one initially proposed by Eppstein (1998). The K^* algorithm is particularly useful as it does not require the number of shortest paths k to be fixed in advance, hence the next-best selection can be queried until a unique sequence is found. Moreover, it allows for “online” graph generation: nodes and edges are generated when needed, making it easier to handle large graphs (Aljazzar and Leue, 2011).

6 Discussion

The techniques proposed here allow a heuristic-free efficient sequence selection that will always find the optimal solution, within the limits of the chosen the discretization. As the number of discretization steps increases, the trajectory found will converge to the true optimum. As shown in Tab. 1, decreasing the number of discretization steps can result in significant reduction of the computation time while maintaining the capability to find the best sequences. In fact, the 10 sequences with the lowest ΔV values on the finest resolution are all in top 12 for δt of 80 days. This demonstrates that, at least for the set of objects considered, the best sequences are robust to a significant reduction of the discretization steps.

The proposed framework introduces an abstraction of a spacecraft transfer as a ΔV matrix to which there are numerous possible applications. It does not discriminate for the type of propulsion or the objects concerned: it can be applied to both low-thrust and high-thrust cases and can be used with any single-leg optimizer. For example, it can be immediately used for scientific missions for which multiple rendezvous are needed, e.g. NASA’s Dawn (Russell et al., 2007) or where selection of targets is required, a representative being ESA’s Rosetta mission (Glassmeier et al., 2007).

Considering space debris clean-up, a possible problem extension is to calculate trajectories for a swarm of debris removal spacecraft, such that together they can clean the most. This translates to the requirement that once an object has been selected for a clean-up by a given spacecraft, no other can have it in its trajectory.

Table 1: Effect of the discretization parameter δt on the full sequence ΔV values. All sequences of 5 objects from the set of asteroids 97 to 116 from the GTOC 2 problem (Petrooulos, 2006) are evaluated using direct concatenation. The ΔV values between all pairs of objects are computed with the Lambert problem solver from the pykep library¹. The range of departure dates used is $[\delta t, 10000]$ in MJD 2000 and the transfer duration range is $[\delta t, 1000]$ in days. The full-sequence ΔV values (in m/s) and the rank of the 10 best sequences at the lowest resolution are shown. Approximate computing times (running on 16 CPU cores) are also provided. As proposed in Sect. 4, to speed up the computation, direct concatenation was not performed for pairs of ΔV matrices for which the sum of their minimum values is higher than the current minimum for a full sequence plus a margin of 10000 m/s.

Sequence	δt			
	10 days	20 days	30 days	40 days
109 → 116 → 99 → 103 → 98	23724(1)	23752(1)	23844(1)	25044(1)
116 → 109 → 99 → 103 → 98	24455(2)	24465(2)	24513(2)	25734(3)
99 → 116 → 109 → 115 → 98	24566(3)	24583(3)	24688(3)	25829(4)
109 → 115 → 98 → 116 → 105	24738(4)	24748(4)	25029(5)	26033(6)
108 → 114 → 104 → 110 → 105	24780(5)	24795(5)	24870(4)	25504(2)
109 → 115 → 98 → 116 → 103	24799(6)	24844(6)	25145(7)	25935(5)
99 → 109 → 115 → 98 → 116	25051(7)	25058(7)	25058(6)	26175(7)
103 → 115 → 100 → 116 → 109	25362(8)	25383(8)	25433(8)	26233(8)
104 → 114 → 108 → 99 → 97	25854(9)	25886(9)	25973(11)	27141(12)
99 → 116 → 109 → 98 → 115	25865(10)	25886(10)	25958(10)	27138(11)
	16h 40min	4h 03min	0h 44min	0h 28min

¹pykep v2.3: <https://esa.github.io/pykep/>, DOI: 10.5281/zenodo.2575462

The direct concatenation approach can be immediately used for developing a solution for the problem of finding the largest number of objects that can be visited within a given ΔV budget, making it suitable for designing space-debris removal missions. The solution can be simply found by adding up ΔV matrices and discarding sums with a minimum ΔV larger than the budget. This procedure can be continued until no other matrix with minimum ΔV larger than the budget can be generated.

For the treatment in this paper it was assumed that a trajectory starts at the first object of a sequence, therefore the ΔV required to get there from the actual point of origin (typically Earth) is not considered. Nevertheless, adding this initial leg is trivial for both concatenation methods. In the case of direct concatenation, one just has to add the ΔV matrix for a transfer from Earth to the first object to the multi-leg trajectory. For the graph representation, this translates to simply adding weights for the edges stemming from the starting node s . If recovery is needed after the mission’s completion, its ΔV requirement can be added in the same way.

The proposed concatenation and sequence selection methods are to be used as part of a larger framework for selecting object sequences for trajectories. They deal with the sequence selection for a given set of objects and the ΔV matrices for transfers between them. Obtaining these ΔV matrices is not trivial in the general case due to the computational complexity typically associated with optimizing even one single-leg trajectory. Therefore, some form of efficient estimation is fundamental. Possible options include statistical surrogate models (e.g. flavours of Kriging (Kleijnen, 2009; Booker, 1998)), various machine learning techniques (Mereta et al., 2017), or neural network approaches (e.g. convolutional neural networks with autoencoders or generative adversarial networks (Goodfellow et al., 2014)). A combination of abundant cheap-to-compute low-fidelity data (e.g. for Lambert transfers) and scarce computationally expensive data (e.g. for high-fidelity low-thrust transfers) can also be used to improve the estimation performance.

Of course, in reality one has only limited resources. Estimation error will inadvertently creep in the process of calculating and discretizing the ΔV values. Still, as long as the ΔV generation tool quantifies the uncertainty in its estimations, it can be propagated by the \oplus operator.

Further work must be done to explore efficient ΔV matrix estimation methods. Continuous implementation might also be possible. For that, parametrized models can be used to represent ΔV matrices and an operator that preserves their number of parameters must be devised. Alternatively, a neural network can be used to learn a compressed representation of the ΔV matrices, and another can be trained to sum these representations keeping their dimensions the same. Techniques from computer graphics and vision are also interesting to explore further because of the intrinsic spatial locality in the ΔV matrices.

7 Conclusions

Two methods for combining ΔV matrices were proposed with applications to problems involving selection of objects to visit during multi-leg spacecraft trajectory optimization. Although the paper focused on a multi-rendezvous mission, it is also applicable to a wider range of problems. It allows for using virtually any single-leg trajectory optimizer for both high- and low-thrust cases.

The direct concatenation approach is based on an operation on ΔV matrices that preserves their structure. It is a simple and intuitive technique for combining ΔV matrices into complex trajectories. The shortest path search was also proposed for finding the cheapest transfer in terms of ΔV with N rendezvous. Both approaches are well-suited for massively parallel optimization on modern computing hardware.

Acknowledgments

The authors would like to thank Prof. Emilio Frazzoli’s lab at the ETH Zürich Institute for Dynamic Systems and Control for providing the computational resources for running the experiments in Tab. 1.

References

- C. O. Absil, L. A. Ricciardi, M. Di Carlo, C. Greco, R. Serra, M. Polnik, A. Vroom, A. Ricciardi, E. Minisci, and M. Vasile. GTOC 9: Results from University of Strathclyde (team Strath++). *Acta Futura*, 11:57–70, 2018.
- K. Alemany. *Design space pruning heuristics and global optimization method for conceptual design of low-thrust asteroid tour missions*. PhD thesis, Georgia Institute of Technology, 2009.
- K. Alemany and R. D. Braun. Design space pruning techniques for low-thrust, multiple asteroid rendezvous trajectory design. *Georgia Institute of Technology Space Systems Design Lab Technical Papers*, 2007.
- H. Aljazzar and S. Leue. K*: A heuristic search algorithm for finding the k shortest paths. *Artificial Intelligence*, 175(18):2129–2154, 2011. ISSN 0004-3702.
- J. Bang and J. Ahn. Two-phase framework for near-optimal multi-target Lambert rendezvous. *Advances in Space Research*, 61(5):1273–1285, 2018.
- C. Barrett, R. Jacob, and M. Marathe. Formal-language-constrained path problems. *SIAM Journal on Computing*, 30(3):809–837, 2000.
- C. Barrett, K. Bisset, M. Holzer, G. Konjevod, M. Marathe, and D. Wagner. Engineering label-constrained shortest-path algorithms. In *Algorithmic Aspects in Information and Management, Shanghai, China*, pages 27–37. Springer, Heidelberg, 2008. ISBN 978-3-540-68880-8.
- R. Bertrand, R. Epenoy, and B. Meyssignac. Problem description for the 4th Global Trajectory Optimisation Competition, 2009. URL https://sophia.estec.esa.int/gtoc_portal/wp-content/uploads/2012/11/gtoc4_problem_description.pdf.
- A. Booker. Design and analysis of computer experiments. In *7th AIAA/USAF/NASA/ISSMO Symposium on Multidisciplinary Analysis and Optimization*, page 4757, 1998.

- L. Casalino. Active debris removal missions with multiple targets. In *AIAA/AAS Astrodynamics Specialist Conference*, page 4226, 2014.
- L. Casalino and G. Colasurdo. Problem description for the 7th Global Trajectory Optimisation Competition, 2014. URL https://sophia.estec.esa.int/gtoc_portal/wp-content/uploads/2014/09/gtoc7_problem_description.pdf.
- L. Casalino, G. Colasurdo, and M. R. Sentinella. Indirect optimization method for low-thrust interplanetary trajectories. In *30th International Electric Propulsion Conference, Florence, Italy*, 2007.
- M. Cerf. Multiple space debris collecting mission: optimal mission planning. *Journal of Optimization Theory and Applications*, 167(1):195–218, 2015.
- D. Eppstein. Finding the k shortest paths. *SIAM Journal on Computing*, 28(2):652–673, 1998.
- J. Gallian. *Contemporary Abstract Algebra*. Cengage Learning, Boston, 2016. ISBN 9781305887855.
- K.-H. Glassmeier, H. Boehnhardt, D. Koschny, E. Kührt, and I. Richter. The Rosetta mission: Flying towards the origin of the solar system. *Space Science Reviews*, 128(1-4):1–21, 2007.
- I. Goodfellow, J. Pouget-Abadie, M. Mirza, B. Xu, D. Warde-Farley, S. Ozair, A. Courville, and Y. Bengio. Generative adversarial nets. In *Advances in Neural Information Processing Systems, Montreal, Canada*, pages 2672–2680, 2014.
- H. Gorter. Models and methods for GTOC 2, Master thesis, Delft University of Technology, 2010.
- I. Grigoriev and M. Zapletin. One optimization problem for trajectories of spacecraft rendezvous mission to a group of asteroids. *Cosmic Research*, 47(5):426–437, 2009.
- M. Hallmann, M. Schlotterer, A. Heidercker, M. Sagliano, F. Fument, V. Maiwald, and R. Schwarz. GTOC 9: Results from the German Aerospace Center (team DLR). *Acta Futura*, 11:71–77, 2018.
- D. Izzo. Revisiting Lambert’s problem. *Celestial Mechanics and Dynamical Astronomy*, 121(1):1–15, 2015.
- D. Izzo and M. Märten. The Kessler Run: On the design of the GTOC 9 challenge. *Acta Futura*, 11:11–24, 2018.
- D. Izzo, V. M. Becerra, D. R. Myatt, S. J. Nasuto, and J. M. Bishop. Search space pruning and global optimisation of multiple gravity assist spacecraft trajectories. *Journal of Global Optimization*, 38(2):283–296, Jun 2007a.
- D. Izzo, T. Vinkó, C. Bombardelli, S. Brendelberger, and S. Centuori. Automated asteroid selection for a ‘Grand Tour’ mission. In *58th International Astronautical Congress, Hyderabad, India*, 2007b.
- D. Izzo, I. Getzner, D. Hennes, and L. F. Simões. Evolving solutions to TSP variants for active space debris removal. In *Proceedings of the 2015 Annual Conference on Genetic and Evolutionary Computation*, pages 1207–1214. ACM, 2015.
- J. P. Kleijnen. Kriging metamodeling in simulation: A review. *European Journal of Operational Research*, 192(3):707–716, 2009.
- K. Kumar, Y. Abdulkadir, P. van Barneveld, F. Belien, S. Billemont, E. Brandon, M. Dijkstra, D. Dirkx, F. Engelen, D. Gondelach, L. van der Ham, E. Heeren, E. Iorfida, J. Leloux, J. Melman, E. Mooij, P. Musegaas, R. Noomen, S. Persson, B. Römgers, A. Ronse, T. Leite Pinto Secretin, B. Tong Minh, and J. Vandamme. Tudat: a modular and robust astrodynamics toolbox. In *5th International Conference on Astrodynamics Tools and Techniques, Noordwijk, the Netherlands*, pages 1–8, 2012.
- H. Li, S. Chen, and H. Baoyin. J2-perturbed multitarget rendezvous optimization with low thrust. *Journal of Guidance, Control, and Dynamics*, 41(3):802–808, 2017.
- Y.-Z. Luo, Y.-H. Zhu, H. Zhu, Z. Yang, Z.-J. Sun, and J. Zhang. GTOC 9: Results from the National University of Defense Technology (team NUDT). *Acta Futura*, 11:37–48, 2018.

- A. Mereta, D. Izzo, and A. Wittig. Machine learning of optimal low-thrust transfers between near-earth objects. In *International Conference on Hybrid Artificial Intelligence Systems, La Rioja, Spain*, pages 543–553. Springer, 2017.
- A. Petropoulos. Problem description for the 2nd Global Trajectory Optimisation Competition, 2006. URL https://sophia.estec.esa.int/gtoc_portal/wp-content/uploads/2012/11/gtoc2_problem.pdf.
- A. Petropoulos, D. Grebow, D. Jones, G. Lantoine, A. Nicholas, J. Roa, J. Senent, J. Stuart, N. Arora, T. Pavlak, T. Lam, T. McElrath, R. Roncoli, D. Garza, N. Bradley, D. Landau, Z. Tarzi, F. Laipert, E. Bonfiglio, M. Wallace, and J. Sims. GTOC 9: Results from the Jet Propulsion Laboratory (team JPL). *Acta Futura*, 11:25–36, 2018.
- C. Russell, F. Capaccioni, A. Coradini, M. De Sanctis, W. Feldman, R. Jaumann, H. Keller, T. McCord, L. McFadden, S. Mottola, C. Pieters, T. Prettyman, C. Raymond, M. Sykes, D. Smith, and M. Zuber. Dawn mission to Vesta and Ceres. *Earth, Moon, and Planets*, 101(1-2):65–91, 2007.
- T. Secretin and R. Noomen. Design of a combinatorial tool for preliminary space mission analysis. In *5th International Conference on Astrodynamics Tools and Techniques, Noordwijk, the Netherlands*, 2012.
- H.-X. Shen, T.-J. Zhang, A.-Y. Huang, and Z. Li. GTOC 9: Results from the Xi’an Satellite Control Center (team XSCC). *Acta Futura*, 11:49–56, 2018.
- L. F. Simões, D. Izzo, E. Haasdijk, and A. Eiben. Multi-rendezvous spacecraft trajectory optimization with Beam P-ACO. In *17th European Conference on Evolutionary Computation in Combinatorial Optimization, Amsterdam, the Netherlands*, pages 141–156, 2017.
- M. Vasile and M. Locatelli. A hybrid multiagent approach for global trajectory optimization. *Journal of Global Optimization*, 44(4):461–479, 2009.
- B. J. Wall and B. A. Conway. Genetic algorithms applied to the solution of hybrid optimal control problems in astrodynamics. *Journal of Global Optimization*, 44(4):493–508, 2009.
- W. E. Wiesel. *Spaceflight dynamics*. McGraw-Hill, New York, 1989.
- S. Zhao, J. Zhang, K. Xiang, and R. Qi. Target sequence optimization for multiple debris rendezvous using low thrust based on characteristics of SSO. *Astrodynamics*, 1(1):85–99, 2017.