

RIFE: Real-Time Intermediate Flow Estimation for Video Frame Interpolation

Zhewei Huang¹ Tianyuan Zhang¹ Wen Heng¹ Boxin Shi² Shuchang Zhou¹
¹Megvii Inc ²Peking University

{huangzhewei, zhangtianyuan, hengwen, zsc}@megvii.com, shiboxin@pku.edu.cn

Abstract

We propose RIFE, a Real-time Intermediate Flow Estimation algorithm for Video Frame Interpolation (VFI). Many recent flow-based VFI methods first estimate the bi-directional optical flows, then scale and reverse them to approximate intermediate flows, leading to artifacts on motion boundaries. RIFE uses a neural network named IFNet that can directly estimate the intermediate flows from coarse-to-fine with much better speed. We design a privileged distillation scheme for training intermediate flow model, which leads to a large performance improvement. RIFE does not rely on pre-trained optical flow models and can support arbitrary-timestep frame interpolation. Experiments demonstrate that RIFE achieves state-of-the-art performance on several public benchmarks. The code is available at <https://github.com/hzwer/arXiv2020-RIFE>.

1. Introduction

Video Frame Interpolation (VFI) aims to synthesize intermediate frames between two consecutive video frames. It is widely used to improve frame rate and enhance visual quality. Moreover, real-time VFI algorithms running on high-resolution videos have many potential applications, such as increasing the frame rate of video games, providing video enhancement services for users with limited computing resources, converting the frame rate of videos on the display device.

VFI is challenging due to the complex, large non-linear motions and illumination changes in the real world. Recently, flow-based VFI algorithms have offered a framework to address these challenges and achieved impressive results [24, 16, 31, 46, 3, 45, 22]. Common approaches for these methods involve two steps: 1) warping the input frames according to approximated optical flows and 2) fusing and refining the warped frames using Convolutional Neural Networks (CNNs).

Given the input frames I_0, I_1 , flow-based methods [24, 16, 3] need to approximate the intermediate flows

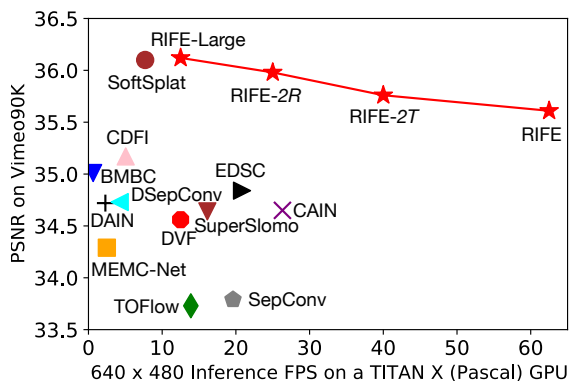


Figure 1: **Speed and accuracy trade-off by adjusting model size setting.** We compare our RIFE with previous VFI methods on Vimeo90K benchmark [46].

$F_{t \rightarrow 0}, F_{t \rightarrow 1}$ from the perspective of the frame I_t that we are expected to synthesize. There is a “chicken-and-egg” problem between intermediate flows and frames because I_t is not available during the inference phase, and its estimation is a difficult problem [16, 35]. Many practices [16, 3, 45, 22] first compute bi-directional flows from state-of-the-art optical flow models, then reverse and refine them to generate intermediate flows. However, they may have flaws in motion boundaries, as the object position changes from frame to frame. Another pioneering work, DVF [24] proposes voxel flow to jointly model the intermediate flow and occlusion mask by using CNNs to estimate them end-to-end. AdaCoF [20] further extends intermediate flow to adaptive collaboration of flows. BMBC [35] designs a bilateral cost volume operator for obtaining more accurate intermediate flows.

Despite the improvement of image quality in recent works, the frame interpolation models are becoming more and more complex. It is desired to explore the conciseness of directly intermediate flow estimation [24] while maintaining state-of-the-art performance. But this is challenging for existing flow-based VFI models due to the following two issues:

- 1) Requiring some additional components: Image depth model [3], flow refinement model [16] and flow reversal layer [45] are introduced to compensate for the defects of intermediate flow estimation. These methods also require pre-trained state-of-the-art optical flow models as substructures that are not specially designed for VFI tasks.
- 2) Lacking direct supervision for the approximated intermediate flows: To the best of our knowledge, most previous interpolation models are trained with only the final reconstruction loss. There is no other supervision explicitly designed for the flow estimation process, degrading the performance of interpolation.

To address these issues, we propose IFNet adopting a coarse-to-fine strategy [15] with progressively increased resolution: it iteratively updates intermediate flows and soft fusion mask via successive IFBlocks. Conceptually, according to the iteratively updated flow fields, we could move corresponding pixels from two input frames to the same location in a latent intermediate frame and use a fusion mask to combine pixels from two input frames. Unlike most previous optical flow models [11, 15, 40, 14, 41], IFBlocks do not contain expensive operators like cost volume or forward warping and use 3×3 convolution and deconvolution as building blocks. Meanwhile, IFNet is easier to deploy on some mobile devices because of its low computational cost and simple operator set.

We also argue that employing intermediate supervision is very important. When training the IFNet end-to-end using the final reconstruction loss, our method produces worse results than previous methods because the inaccurate optical flow estimation. The situation dramatically changes after we design a privileged distillation scheme that employs a teacher model with access to the intermediate frames to guide the student to learn.

Combining these designs, we propose the Real-time Intermediate Flow Estimation (**RIFE**). RIFE can achieve satisfactory results when trained from scratch. Our training does not require pre-trained optical flow models or datasets with optical flow labels. We illustrate the speed and accuracy trade-off compared with other methods in Figure 1.

In summary, our contributions are three-fold:

- We design an effective coarse-to-fine IFNet using simple operators to directly approximate the intermediate flows. We use model scaling and test-time augmentation to obtain models with varying quality and speed trade-offs to show RIFE’s flexibility.
- We introduce a privileged distillation scheme for training IFNet, which leads to large performance improvement.

- Our experiments argue that RIFE achieves state-of-the-art performance on several public benchmarks. RIFE is very efficient and effective, especially in the multi-frame interpolation.

2. Related Works

Optical flow estimation Optical flow estimation is a long-standing vision task that aims to estimate the per-pixel motion, useful in many downstream tasks. Since the milestone work of FlowNet [11] based on U-net autoencoder [38], architectures for optical flow models have evolved for several years, yielding more accurate results while being more efficient, such as FlowNet2 [15], PWC-Net [40] and LiteFlowNet [14]. Recently Teed *et al.* [41] introduce RAFT, which iteratively updates a flow field through a recurrent unit and achieves a remarkable breakthrough in this field. Another important research direction is unsupervised optical flow estimation [28, 17, 27] due to the difficulty of optical flow labeling.

Video frame interpolation. VFI supports various applications like slow-motion generation, video compression [42], and novel view synthesis. Recently, the optical flow has been a prevalent component in video interpolation. In addition to the method of directly estimating the intermediate flow [24, 20, 35], Jiang *et al.* [16] propose SuperSlomo using the linear combination of the two bi-directional flows as an initial approximation of the intermediate flows and then refine them using U-Net. Reda *et al.* [37] and Liu *et al.* [23] propose to improve intermediate frames using cycle consistency. Bao *et al.* [3] propose DAIN to estimate the intermediate flow as a weighted combination of bidirectional flow. Niklaus *et al.* [32] propose SoftSplat to forward-warp frames and their feature map using softmax splatting. Xu *et al.* [45] propose QVI to exploit four consecutive frames and flow reversal filter to get the intermediate flows. Liu *et al.* [22] further extends QVI with rectified quadratic flow prediction to EQVI.

Along with flow-based methods, flow-free methods have also achieved remarkable progress in recent years. Meyer *et al.* [30, 29] utilize phase information to learn the motion relationship for multiple video frame interpolation. Niklaus *et al.* [33, 34] formulate VFI as a spatially adaptive convolution whose convolution kernel is generated using a CNN given the input frames. Cheng *et al.* propose DSepConv [8] to extend kernel-based method using deformable separable convolution and further propose EDSC [7] to perform multiple interpolation. Choi *et al.* [9] propose an efficient flow-free method named CAIN, which employs the PixelShuffle operator and channel attention to capture the motion information implicitly. Some work further focus on increasing

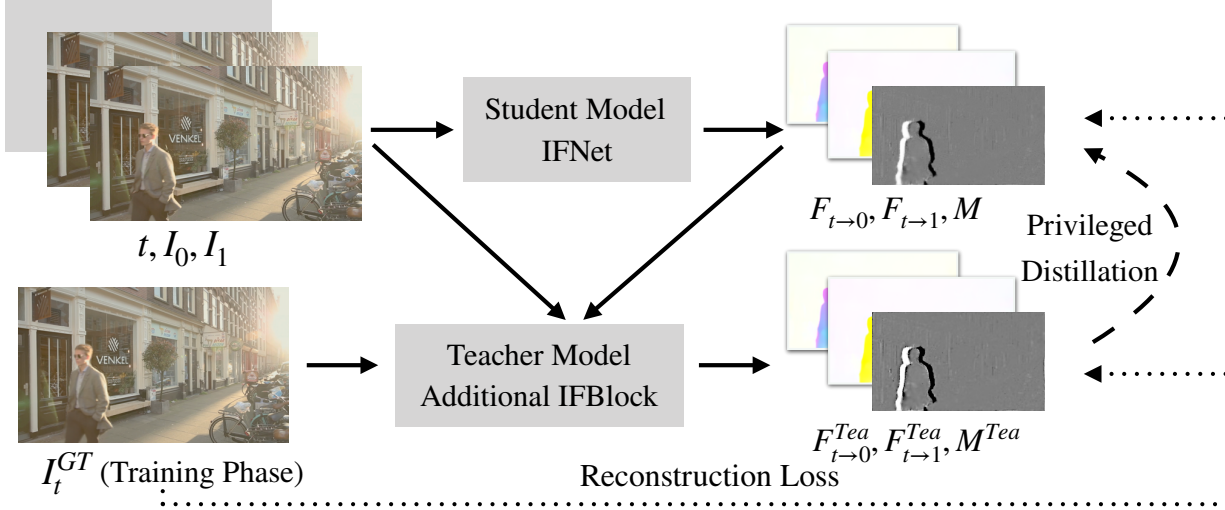


Figure 2: **Overview of RIFE training.** Given two input frames I_0, I_1 and timestep t (converted to an additional channel, the value of the entire channel is t), we directly feed them into the IFNet to approximate intermediate flows $F_{t \rightarrow 0}, F_{t \rightarrow 1}$ and the fusion map M . During training phase, a privileged teacher refines student’s results to get $F_{t \rightarrow 0}^{Tea}, F_{t \rightarrow 1}^{Tea}$ and M^{Tea} based on ground truth I_t using a special IFBlock. The student model and the teacher model are jointly trained from scratch using the reconstruction loss. The teacher’s approximations are more accurate so that they can guide the student to learn.

the resolution and frame rate of the video together and has achieved good visual effect [43, 44].

Privileged knowledge distillation. Our privileged distillation [25] for intermediate flow conceptually belongs to the knowledge distillation [13] method, which originally aims to transfer knowledge from a large model to a smaller one. In privileged distillation, the teacher model gets more input than the student model, such as scene depth, images from other camera views, and even image annotation. Therefore, the teacher model can provide more accurate representations to guide the student model to learn. This idea is applied to some computer vision tasks, such as image super resolution [21], hand pose estimation [47], re-identification [36] and video style transfer [6]. Our work is also related to codistillation [1] where student and teacher have the same architecture and different inputs during training.

3. Method

We first provide an overview of RIFE. Then we describe the efficient design of the major components in RIFE, elaborate on our proposed distillation scheme, and explain the training details.

3.1. Pipeline Overview

We illustrate the overview of our proposed RIFE in Figure 2. Given a pair of consecutive RGB frames, I_0, I_1 and

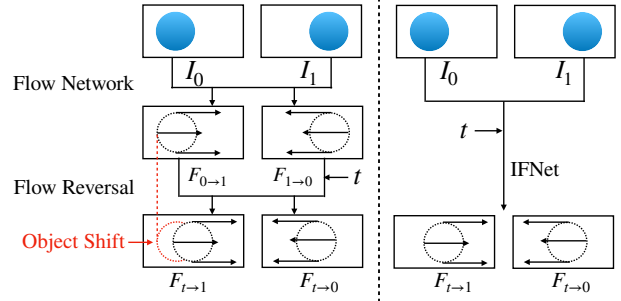


Figure 3: **Comparison between previous intermediate flow estimation approaches [16, 45, 3, 22] (left) and the IFNet (right).** These previous methods contain two stages: 1) bi-directional flow estimation and 2) flow reversal modules. As the object shifts, they may have flaws in motion boundaries. RIFE directly estimates the intermediate flows using coarse-to-fine IFNet.

target timestep t ($0 \leq t \leq 1$), our goal is to synthesize an intermediate frame \hat{I}_t . We estimate the intermediate flows $F_{t \rightarrow 0}, F_{t \rightarrow 1}$ and fusion map M by feeding input frames and t channel into the IFNet. We can get reconstructed image \hat{I}_t using following formulation:

$$\hat{I}_t = M \odot \hat{I}_{t \leftarrow 0} + (1 - M) \odot \hat{I}_{t \leftarrow 1}, \quad (1)$$

$$\hat{I}_{t \leftarrow 0} = \overleftarrow{\mathcal{W}}(I_0, F_{t \rightarrow 0}), \hat{I}_{t \leftarrow 1} = \overleftarrow{\mathcal{W}}(I_1, F_{t \rightarrow 1}). \quad (2)$$

where $\overleftarrow{\mathcal{W}}$ is the image backward warping, \odot is an

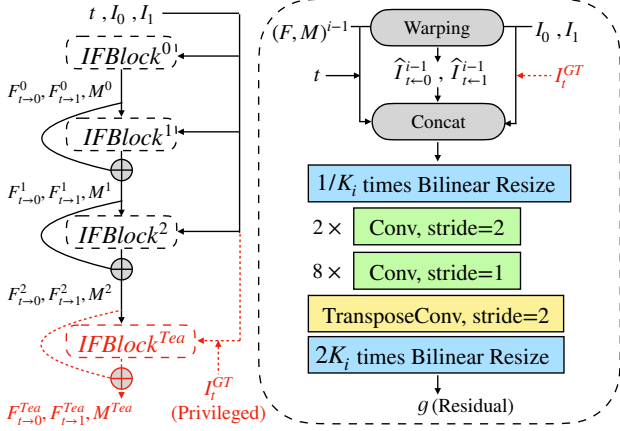


Figure 4: **Structure of IFNet.** **Left:** The IFNet is composed of three stacked IFBlocks operating at different resolution. **Right:** We first backward warp the two input frames based on current approximated flow F^{i-1} . Then the input frames I_0, I_1 , warped frames $\hat{I}_{t \leftarrow 0}^{i-1}, \hat{I}_{t \leftarrow 1}^{i-1}$, the previous results F^{i-1}, M^{i-1} and timestep t are fed into the next IFBlock to approximate the residual of flow and mask. The privileged information I_t^{GT} is only provided for teacher.

element-wise multiplier, and $(0 \leq M \leq 1)$. We use another encoder-decoder CNNs named RefineNet following previous methods [16, 32] to refine the high-frequency area of \hat{I}_t and reduce artifacts of the student model. Its computational cost is similar to the IFNet, and the detailed architecture of RefineNet is in Appendix.

3.2. Intermediate flow estimation

Some previous VFI methods reverse and refine bi-directional flows [16, 45, 3, 22] as depicted in Figure 3. The flow reversal process is usually cumbersome due to the difficulty of handling the changes of object positions. IFNet can directly estimate the intermediate flows and we argue its high efficiency. Intuitively, the previous flow reversal method hopes to perform spatial interpolation on the optical flow field, which is not significantly easier than performing spatial interpolation on rgb image. The role of our IFNet is to directly and efficiently predict $F_{t \rightarrow 0}, F_{t \rightarrow 1}$ and fusion mask M given two consecutive input frames I_0, I_1 and timestep t . When $t = 0$ or $t = 1$, IFNet becomes a classical bidirectional optical flow model.

To handle the large motion encountered in intermediate flow estimation, we employ a coarse-to-fine strategy with gradually increasing resolution, as illustrated in Figure 4. Specifically, we first compute a rough prediction of the flow on low resolution, which is believed to capture large motions easier, then iteratively refine the flow fields with gradually increasing resolution. Following this design, our IFNet has a stacked hourglass structure, where a flow field

Method	PWC-Net [40]	RAFT [41]	IFNet
Runtime	$2 \times 21\text{ms}$	$2 \times 52\text{ms}$	7ms

Table 1: **Average inference time on the 640×480 frames.** Recent flow-based VFI methods [16, 3, 32] run the optical flow model twice to obtain bi-directional optical flows.

is iteratively refined via successive IFBlocks:

$$(F, M)^i = (F, M)^{i-1} + g^i(F^{i-1}, M^{i-1}, t, \hat{I}^{i-1}), \quad (3)$$

where $(F, M)^{i-1}$ denotes the current estimation of the intermediate flows and fusion map from the $(i-1)^{th}$ IFBlock, and g^i represents the i^{th} IFBlock. We use a total of 3 IFBlocks, and each has a resolution parameter, K_i , $K = (4, 2, 1)$. During inference time, the final estimation is $(F, M)^2$. To keep our design simple, each IFBlock has a feed-forward structure consisting of several convolutional layers and an up-sampling operator. Except for the layer that outputs the optical flow residuals and the fusion map, we use PReLU [12] as the activation function.

We compare the runtime of the state-of-the-art optical flow models [40, 41] and IFNet in Table 1. Current flow-based VFI methods [16, 3, 32] usually need to run their flow model twice then scale and reverse the bi-directional flows. Therefore the intermediate flow estimation in RIFE runs at a faster speed than previous methods, achieving the acceleration of about 6 – 15 times. Although these optical models can estimate inter-frame motion accurately, they are not suitable for direct migration to VFI tasks.

3.3. Privileged Distillation for IFNet

Directly approximating the intermediate flows is challenging because of no access to the intermediate frame and the lack of supervision. To address this problem, we design a privileged distillation loss to IFNet. We stack an additional IFBlock (teacher model g^{Tea} , $K_{Tea} = 1$) that refines the results of IFNet referring to the target frame I_t^{GT} :

$$(F, M)^{Tea} = (F, M)^2 + g^{Tea}(F^2, M^2, t, \hat{I}^2, I_t^{GT}). \quad (4)$$

With the access of I_t^{GT} as privileged information, the teacher model produces more accurate flows. We define the distillation loss \mathcal{L}_{dis} as follows:

$$\mathcal{L}_{dis} = \sum_{i \in \{0, 1\}} \|F_{t \rightarrow i} - F_{t \rightarrow i}^{Tea}\|_1. \quad (5)$$

We apply the distillation loss over the full sequence of predictions generated from the iteratively updating process in the student model. The gradient of this loss will not be backpropagated to the teacher model. In the experiments

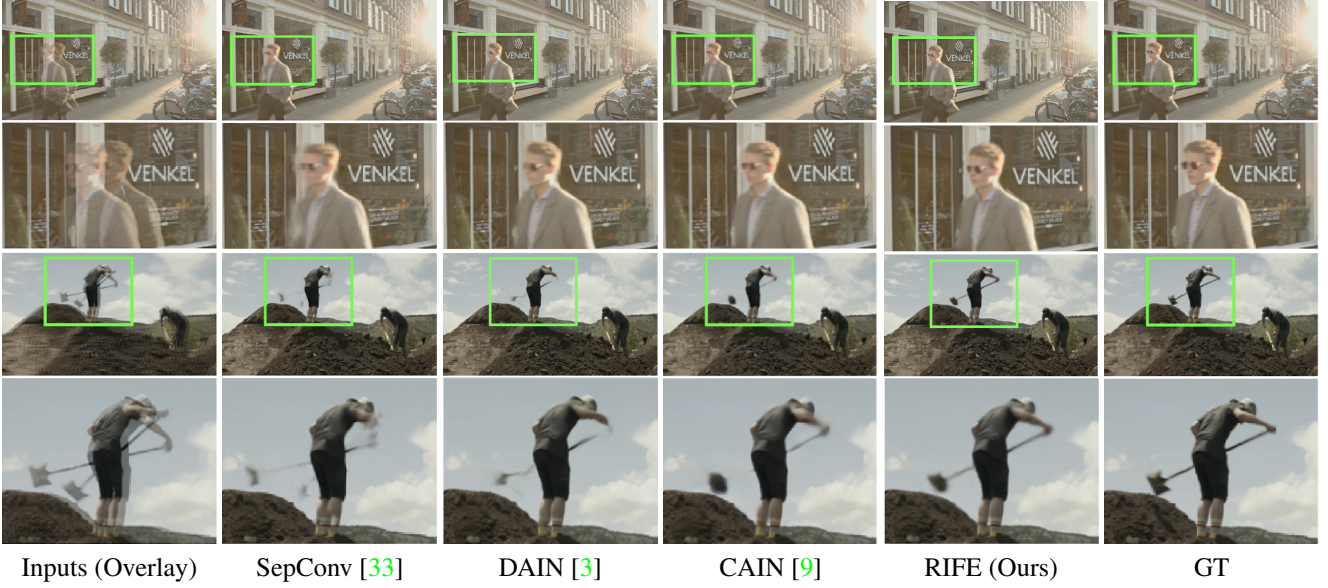


Figure 5: **Qualitative comparison on Vimeo90K [46] testing set.** We cut out the objects and zoom in them [9]. While other methods cause various artifacts, our method produces good effects on the moving objects.

section, we show that this supervision is very beneficial to the training of our whole system. The teacher block will be discarded after the training phase.

3.4. Implementation Details

Supervisions. Our training loss \mathcal{L} is a linear combination of the reconstruction losses \mathcal{L}_{rec} , \mathcal{L}_{rec}^{Tea} and privileged distillation loss \mathcal{L}_{dis} :

$$\mathcal{L} = \mathcal{L}_{rec} + \mathcal{L}_{rec}^{Tea} + \lambda_d \mathcal{L}_{dis}, \quad (6)$$

where we set $\lambda_d = 0.01$ to balance the scale of losses.

The reconstruction loss \mathcal{L}_{rec} models the reconstruction quality of the intermediate frame. We denote the synthesized frame by $\hat{\mathbf{I}}_t$ and the ground-truth frame by \mathbf{I}_t^{GT} .

The reconstruction loss has the formulation of :

$$\mathcal{L}_{rec} = d(\hat{\mathbf{I}}_t, \mathbf{I}_t^{GT}), \mathcal{L}_{rec}^{Tea} = d(\hat{\mathbf{I}}_t^{Tea}, \mathbf{I}_t^{GT}). \quad (7)$$

where d is usually pixel-wised L_1 loss. Following previous work [31, 32], we experimentally confirm that replacing the original L_1 loss with the L_1 loss between two Laplacian pyramid representations of the reconstructed image and ground truth (denoted as L_{Lap}) can produce slightly better quantitative results.

Training dataset. We use the Vimeo90K dataset [46] to train RIFE. This dataset has 51,312 triplets for training, where each triplet contains three consecutive video frames with a resolution of 256×448 . We randomly augment the training data using horizontal and vertical flipping, temporal order reversing and rotating by 90 degrees.

Training strategy. We train RIFE on the Vimeo90K training set and fix $t = 0.5$. We use I_0 and I_1 to predict the middle frame I_t . RIFE is optimized by AdamW [26] with weight decay 10^{-4} for 300 epochs with 224×224 patches on the Vimeo90K training set. Our training uses a batch size of 64. We gradually reduce the learning rate from 3×10^{-4} to 3×10^{-5} using cosine annealing during the whole training process. We train RIFE on four TITAN X (Pascal) GPUs for about 15 hours.

Inspired by previous work [18, 7], we use the Vimeo90K-Septuplet [46] dataset to extend RIFE to support arbitrary-timestep frame interpolation. This dataset has 91,701 sequence with a resolution of 256×448 , each of which contains 7 consecutive frames. For each training sample, we randomly select 3 frames ($I_{n_0}, I_{n_1}, I_{n_2}$) and calculate the target timestep $t = (n_1 - n_0)/(n_2 - n_0)$, where $0 \leq n_0 < n_1 < n_2 < 7$. We keep other training setting unchanged and denote this model as RIFE_m.

4. Experiments

We first introduce the benchmarks for evaluation. Then we provide variants of our models with different computational costs. We compare these models with representative state-of-the-art methods, both quantitatively and visually. An ablation study is carried out to analyze our design. In addition, we show the capability of generating multiple frames using our models. Finally, we discuss some limitations of RIFE.

Table 2: **Quantitative comparisons on the UCF101, Vimeo90K, Middlebury-OTHER set, and HD benchmarks.** The images of each dataset are directly inputted to each model. Some models are unable to run on 1080p images due to exceeding the memory available on our graphics card (denoted as “OOM”). To report the runtime, we test all models for processing a pair of 640×480 images using the same device. **Bold** and **underlined** numbers represent the best and second-best performance. We use gray backgrounds to mark the methods that require pre-trained depth models or optical flow models.

Method	# Parameters	Runtime	UCF101 [39]		Vimeo90K [46]		M.B. [2]	HD [3]
	(Million)	(ms)	PSNR	SSIM	PSNR	SSIM	IE	PSNR
DVF† [46]	<u>1.6</u>	80	34.12	0.963	31.54	0.946	4.04	-
PWC-Net† [40]	8.8	54	33.60	0.963	31.36	0.939	2.24	-
SuperSlomo† [16]	19.8	62	34.75	0.968	33.15	0.966	2.28	-
DVF [46] (Vimeo90K)	<u>1.6</u>	80	34.92	0.968	34.56	0.973	2.47	31.47
Superslomo [16] (Vimeo90K)	19.8	62	35.15	0.968	34.64	0.974	2.21	31.55
SepConv [33]	21.6	51	34.78	0.967	33.79	0.970	2.27	30.87
TOFlow [2]	1.1	84	34.58	0.967	33.73	0.968	2.15	29.37
MEMC-Net [4]	70.3	401	35.01	0.968	34.29	0.970	2.12	31.39
DAIN [3]	24.0	436	35.00	0.968	34.71	0.976	2.04	31.64‡
DSepConv [8]	21.8	236	35.08	0.969	34.73	0.974	2.03	OOM
CAIN [9]	42.8	38	34.98	0.969	34.65	0.973	2.28	31.77
SoftSplat [32]†	7.7	135	<u>35.39</u>	0.970	<u>36.10</u>	0.980	1.81	-
AdaCoF [20]	21.8	<u>34</u>	34.91	0.968	34.27	0.971	2.31	31.43
BMBC [35]	11.0	1580	35.15	0.969	35.01	0.976	2.04	OOM
CDFI [10]	5.0	198	35.21	0.969	35.17	0.977	1.98	OOM
EDSC [7]	8.9	46	35.13	0.968	34.84	0.975	2.02	31.59
RIFE	9.8	16	35.28	0.969	35.61	0.978	1.96	<u>32.14</u>
RIFE-Large (2T2R)	9.8	80	35.41	0.970	36.13	0.980	<u>1.86</u>	32.32

†: are not trained with Vimeo90K [46] training dataset. ‡: copy from the original papers.

4.1. Benchmarks and Evaluation Metrics

We train our models on the Vimeo90K training dataset and directly test it on the following benchmarks.

Middlebury. The Middlebury (M.B.) benchmark [2] is widely used to evaluate VFI methods. The image resolution in this dataset is around 640×480 . We report the average IE of the Middlebury-OTHER set.

Vimeo90K. There are 3,782 triplets in the Vimeo90K testing set [46] with resolution of 448×256 .

UCF101. The UCF101 dataset [39] contains videos with a large variety of human actions. There are 379 triplets with a resolution of 256×256 .

HD. Bao *et al.* [4] collect 11 high-resolution videos for evaluation. The HD benchmark consists of four 1080p, three 720p and four 1280×544 videos. Following the author of this benchmark, we use the first 100 frames of each video for evaluation. We further use this benchmark for quantitative comparison of multiple frame interpolation.

We measure the peak signal-to-noise ratio (PSNR), structural similarity (SSIM), and interpolation error (IE) for quantitative evaluation. All the methods are tested on a TITAN X (Pascal) GPU. We calculate the average process

Table 3: **Increase model complexity to achieve better quantitative results.** *2T* represents inferring additional one result by flipping the inputs, and the final results are the average of the two results. *2R* represents removing the first downsampling layer of IFNet and the first one of RefineNet.

Model Setting	RIFE	2T	2R	2T2R
UCF101 [39] PSNR	35.28	35.35	35.34	35.41
Vimeo90K [46] PSNR	35.61	35.76	35.98	36.13
M.B. [2] IE	1.96	1.93	1.89	1.86
HD [3] PSNR	32.14	32.26	32.16	32.32
# Parameters	9.8M	9.8M	9.8M	9.8M
Runtime*	16ms	25ms	42ms	80ms
Complexity*	67G	133G	263G	527G

*: on 640×480 frames

time for 100 runs after a warm-up process of 100 runs.

4.2. Test-Time Augmentation and Model Scaling

To provide models with different computation overheads that meet different needs. We introduce two modifications following: test-time augmentation and resolution multiply-

ing. 1) We flip the input images horizontally and vertically to get augmented test data. Then we use the same model to infer some results and reverse the flipping on the results. We average these two results finally. Its effect is similar to training a model with twice the computational cost by increasing the number of convolution channels. This model is donated as RIFE-2T. 2) We remove the first downsample layer of IFNet and add a downsample layer before its output to match the origin pipeline. We also perform this modification on RefineNet. It enlarges the process resolution of the feature maps and produces a model named RIFE-2R. We combine these two modifications to extend RIFE to RIFE-Large (2T2R). The performance and runtime for these models is reported in Table 3 and depicted in Figure 1.

4.3. Comparisons with Previous Methods

We compare RIFE with previous VFI models including DVF [24], SuperSloMo [16], TOFlow [46], SepConv [34], MEMC-Net [4], DAIN [3], CAIN [9], SoftSplat [32], BMBC [35], DSepConv [8], AdaCoF [20], CDFI [10] and EDSC [7]. For PWC-Net [40], we use an occlusion reasoning algorithm [2] to interpolate intermediate frame [9]. These models are officially released except SoftSplat. SoftSplat is not fully open-sourced and its results are reported by the origin authors. In addition, we train DVF [24] model and SuperSloMo [16] using our training pipeline on Vimeo90K dataset. We report the performance in Table 2.

RIFE runs considerably faster than other methods. Meanwhile, RIFE needs only 3.1 gigabytes of GPU memory to process 1080p videos, while some methods exceed 12 gigabytes. When using RIFE to process video frames in parallel ($batchsize = 4$), the total runtime can further drop to half. We get a larger version of our model (RIFE-Large) by model scaling and test-time augmentation, which runs about 1.7 times faster than the previous state-of-the-art method SoftSplat [32] with comparable performance. Compared with SoftSplat, RIFE does not require a specially designed forward warping operator or any pre-trained optical flow model. We provide a visual comparison of video clips with large motions from the Vimeo90K testing set in Figure 5, where SepConv [34] and DAIN [3] produce ghosting artifacts, and CAIN [9] causes missing-parts artifacts. Overall, our method can produce more reliable results.

4.4. Ablation Studies

We design some ablation studies on the distillation scheme, intermediate flow estimation, and model design, shown in Table 4. These experiments use the same hyperparameter setting and evaluation on Vimeo90K [46] and MiddleBury [2] benchmarks.

Ablation on the distillation scheme. We show the importance of our privileged distillation loss in three experiments.

Table 4: **Ablation study on distillation scheme, intermediate flow estimation, model design and loss function.**

Setting	Vimeo90K PSNR	M.B. IE	Runtime 640×480
<i>Distillation Scheme</i>			
RIFE w/o distillation	35.22	2.15	16ms
RIFE w/ self-consistency	35.38	2.02	16ms
RIFE w/ RAFT-KD	35.42	1.99	16ms
RIFE	35.61	1.96	16ms
<i>Intermediate Flow Estimation</i>			
RAFT + linear reversal	34.68	2.31	60ms
RAFT + CNN reversal	34.82	2.24	65ms
RAFT + reversal layer	35.16	2.04	101ms
PWC-Net + reversal layer	35.24	2.06	83ms
RIFE	35.61	1.96	16ms
<i>Model Design</i>			
RIFE w/ 1 IFBlock	35.22	2.13	12ms
RIFE w/ 2 IFBlocks	35.49	1.98	14ms
RIFE	35.61	1.96	16ms
<i>Loss Function</i>			
RIFE w/ L_1	35.46	1.94	16ms
RIFE w/ L_{Lap}	35.61	1.96	16ms

1) Removing it leads to unstable training and results in a lower performance. 2) We remove the privileged teacher block and use the last IFBlock’s results to guide the first two IFBlocks, donated as “self-consistency”. 3) We use pre-trained RAFT [41] to estimate the intermediate flows based on the ground truth image, denoted as “RAFT-KD”. This guidance is inspired by the pseudo-labels method [19]. However, this implementation relies on the pre-trained optical model and extremely increases the training duration. These experiments argue the importance of optical flow supervision, and the privileged distillation scheme for RIFE is the most effective.

IFNet vs. flow reversal. To demonstrate the effectiveness of IFNet, we compare it with previous intermediate flow estimation methods. Specifically, we use RAFT [41] and PWC-Net [40] with officially pre-trained parameters to estimate the bi-directional flows. Then we implement three flow reversal methods, including linear reversal [16], using a hidden convolutional layer with 128 channels, and the flow reversal method from EQVI [22] consisting of a reversal layer and a U-Net filter. The optical flow models and flow reversal modules are combined together to replace the IFNet. They are jointly trained with RefineNet. Because these models can not directly approximate the fusion map, the fusion map is subsequently approximated by RefineNet. As shown in Table 4, RIFE is more efficient and gets better interpolation performance. These flow models can estimate

accurate bi-directional optical flow, but the flow reversal has difficulties in dealing with object position changes. We argue that the current optical flow reversals are not effective and efficient enough.

Ablation on RIFE’s architecture. To verify the coarse-to-fine strategy of IFNet, we removed the first IFBlock and the first two IFBlocks in two experiments, respectively. As in Table 4, these experiments argue the effectiveness of RIFE. We show some visualization of the coarse-to-fine strategy in our Appendix.

Ablation on losses. Following previous state-of-the-art work [31, 32], we provide a pair of experiments to show L_{Lap} is quantitatively better than L_1 .

4.5. Generating Arbitrary-timestep Frame

We apply $RIFE_m$ to interpolate multiple intermediate frames at different timesteps $t \in (0, 1)$, as shown in Figure 6. It’s worth noting that $t = 0.125$ is not included in the training data, and $RIFE_m$ can successfully handle it, by showing interpolated frames with fewer artifacts.

To provide a quantitative comparison of multiple frame interpolation, we further extract $4k^{th}$ ($0 \leq 4k < 100$) frames of videos from HD benchmark [4] and use them to interpolate other frames. We divide the HD benchmark into three subsets with different resolution to test these methods. We show the quantitative PSNR between generated frames and frames of the original videos in Table 5. Note that DAIN [3], BMBC [35] and EDSC_m [8] can generate a frame at an arbitrary timestep. However, many methods can only interpolate the intermediate frame at $t = 0.5$. So we use them recursively to produce $4\times$ results. Specifically, we firstly apply the single interpolation method once to get intermediate frame $\hat{I}_{0.5}$. We then feed I_0 and $\hat{I}_{0.5}$ to get $\hat{I}_{0.25}$. $RIFE_m$ is more than twice the speed of CAIN [9] and improves the performance by 1.5 dB. Overall, $RIFE_m$ is very effective in the $4\times$ interpolation. Furthermore, since $RIFE_m$ can support arbitrary-timestep frame interpolation, it is suitable for non-multiplier frame rate conversion.

4.6. Limitations

Our work may not cover some practical application requirements. First, RIFE focuses on only using two input frames while multi-frame input is argued to be useful [45, 22, 18]. Second, some previous VFI papers point out that SSIM and PSNR are not consistent with human perception [33, 32]. Because distortion and perceptual quality are at odds with each other [5], we focus on improving the distortion quality. A common method is to use a perceptually related loss function, such as LPIPS [5].




Figure 6: **Interpolating multiple frames using $RIFE_m$.** These images are from HD [3], Middlebury [2], Vimeo90K [46] benchmarks, respectively. We attach the results of CAIN [9] for comparison. We cut out the moving objects according to the green boxes and zoom in the results. $RIFE_m$ provides smooth and continuous motions without artifacts.

Table 5: **Quantitative evaluation for $4\times$ interpolation on the HD benchmark [4].** The 544p videos of HD benchmark are relatively more dynamic. Thus the PSNR index of these 544p videos is lower.

Method	Recursion	544p	720p	1080p
DAIN [3]	-	22.17	30.25	OOM
CAIN [9]	✓	21.81	31.59	31.08
BMBC [35]	-	19.51	23.47	OOM
DSepconv [8]	✓	19.28	23.48	OOM
CDFI [10]	✓	21.85	29.28	OOM
EDSC _s [7]	✓	21.20	31.50	29.75
EDSC _m [7]	-	21.89	30.35	30.39
$RIFE_m$	-	22.95	31.87	34.25

5. Conclusion

In this work, we analyze and compare the current flow-based VFI methods. We further develop an efficient and flexible algorithm for VFI, named RIFE. With the more accurate intermediate flow estimation, RIFE can effectively process videos of different resolution and interpolate multiple frames between input frames. Further more, we extend RIFE to $RIFE_m$ for multiple frame interpolation. The state-of-the-art results of RIFE shed light for future research on flow-based interpolation methods.

References

- [1] Rohan Anil, Gabriel Pereyra, Alexandre Passos, Robert Ormandi, George E Dahl, and Geoffrey E Hinton. Large scale distributed neural network training through online distillation. In *Proceedings of the International Conference on Learning Representations (ICLR)*, 2018. 3
- [2] Simon Baker, Daniel Scharstein, JP Lewis, Stefan Roth, Michael J Black, and Richard Szeliski. A database and evaluation methodology for optical flow. In *International Journal of Computer Vision (IJCV)*, 2011. 6, 7, 8, 12
- [3] Wenbo Bao, Wei-Sheng Lai, Chao Ma, Xiaoyun Zhang, Zhiyong Gao, and Ming-Hsuan Yang. Depth-aware video frame interpolation. In *Proceedings of the IEEE Conference on Computer Vision and Pattern Recognition (CVPR)*, 2019. 1, 2, 3, 4, 5, 6, 7, 8
- [4] Wenbo Bao, Wei-Sheng Lai, Xiaoyun Zhang, Zhiyong Gao, and Ming-Hsuan Yang. Memc-net: Motion estimation and motion compensation driven neural network for video interpolation and enhancement. *IEEE Transactions on Pattern Analysis and Machine Intelligence (TPAMI)*, 2018. 6, 7, 8
- [5] Yochai Blau and Tomer Michaeli. The perception-distortion tradeoff. In *Proceedings of the IEEE Conference on Computer Vision and Pattern Recognition (CVPR)*, 2018. 8
- [6] Xinghao Chen, Yiman Zhang, Yunhe Wang, Han Shu, Chun-jing Xu, and Chang Xu. Optical flow distillation: Towards efficient and stable video style transfer. In *Proceedings of the European Conference on Computer Vision (ECCV)*, 2020. 3
- [7] Xianhang Cheng and Zhenzhong Chen. Multiple video frame interpolation via enhanced deformable separable convolution. *arXiv preprint arXiv:2006.08070*, 2020. 2, 5, 6, 7, 8, 12
- [8] Xianhang Cheng and Zhenzhong Chen. Video frame interpolation via deformable separable convolution. In *AAAI Conference on Artificial Intelligence*, 2020. 2, 6, 7, 8
- [9] Myungsub Choi, Heewon Kim, Bohyung Han, Ning Xu, and Kyoung Mu Lee. Channel attention is all you need for video frame interpolation. In *AAAI Conference on Artificial Intelligence*, 2020. 2, 5, 6, 7, 8
- [10] Tianyu Ding, Luming Liang, Zhihui Zhu, and Ilya Zharkov. Cdifi: Compression-driven network design for frame interpolation. In *Proceedings of the IEEE Conference on Computer Vision and Pattern Recognition (CVPR)*, 2021. 6, 7, 8
- [11] Alexey Dosovitskiy, Philipp Fischer, Eddy Ilg, Philip Hausser, Caner Hazirbas, Vladimir Golkov, Patrick Van Der Smagt, Daniel Cremers, and Thomas Brox. FlowNet: Learning optical flow with convolutional networks. In *Proceedings of the IEEE International Conference on Computer Vision (ICCV)*, 2015. 2
- [12] Kaiming He, Xiangyu Zhang, Shaoqing Ren, and Jian Sun. Delving deep into rectifiers: Surpassing human-level performance on imagenet classification. In *Proceedings of the IEEE International Conference on Computer Vision (ICCV)*, 2015. 4
- [13] Geoffrey Hinton, Oriol Vinyals, and Jeff Dean. Distilling the knowledge in a neural network. *arXiv preprint arXiv:1503.02531*, 2015. 3
- [14] Tak-Wai Hui, Xiaoou Tang, and Chen Change Loy. Lite-flownet: A lightweight convolutional neural network for optical flow estimation. In *Proceedings of the IEEE Conference on Computer Vision and Pattern Recognition (CVPR)*, 2018. 2
- [15] Eddy Ilg, Nikolaus Mayer, Tonmoy Saikia, Margret Keuper, Alexey Dosovitskiy, and Thomas Brox. FlowNet 2.0: Evolution of optical flow estimation with deep networks. In *Proceedings of the IEEE Conference on Computer Vision and Pattern Recognition (CVPR)*, 2017. 2
- [16] Huaizu Jiang, Deqing Sun, Varun Jampani, Ming-Hsuan Yang, Erik Learned-Miller, and Jan Kautz. Super slomo: High quality estimation of multiple intermediate frames for video interpolation. In *Proceedings of the IEEE Conference on Computer Vision and Pattern Recognition (CVPR)*, 2018. 1, 2, 3, 4, 6, 7, 11
- [17] Rico Jonschkowski, Austin Stone, Jonathan T Barron, Ariel Gordon, Kurt Konolige, and Anelia Angelova. What matters in unsupervised optical flow. In *Proceedings of the European Conference on Computer Vision (ECCV)*, 2020. 2
- [18] Tarun Kalluri, Deepak Pathak, Manmohan Chandraker, and Du Tran. Flavr: Flow-agnostic video representations for fast frame interpolation. *arXiv preprint arXiv:2012.08512*, 2020. 5, 8
- [19] Dong-Hyun Lee et al. Pseudo-label: The simple and efficient semi-supervised learning method for deep neural networks. In *Proceedings of the IEEE International Conference on Machine Learning Workshop (ICMLW)*, 2013. 7
- [20] Hyeongmin Lee, Taeoh Kim, Tae-young Chung, Daehyun Pak, Yuseok Ban, and Sangyoun Lee. Adacof: Adaptive collaboration of flows for video frame interpolation. In *Proceedings of the IEEE Conference on Computer Vision and Pattern Recognition (CVPR)*, 2020. 1, 2, 6, 7
- [21] Wonkyung Lee, Junghyup Lee, Dohyung Kim, and Bumsuh Ham. Learning with privileged information for efficient image super-resolution. In *Proceedings of the European Conference on Computer Vision (ECCV)*, 2020. 3
- [22] Yihao Liu, Liangbin Xie, Li Siyao, Wenxiu Sun, Yu Qiao, and Chao Dong. Enhanced quadratic video interpolation. In *Proceedings of the European Conference on Computer Vision (ECCV)*, 2020. 1, 2, 3, 4, 7, 8
- [23] Yu-Lun Liu, Yi-Tung Liao, Yen-Yu Lin, and Yung-Yu Chuang. Deep video frame interpolation using cyclic frame generation. In *AAAI Conference on Artificial Intelligence*, 2019. 2
- [24] Ziwei Liu, Raymond A Yeh, Xiaoou Tang, Yiming Liu, and Aseem Agarwala. Video frame synthesis using deep voxel flow. In *Proceedings of the IEEE International Conference on Computer Vision (ICCV)*, 2017. 1, 2, 7
- [25] David Lopez-Paz, Léon Bottou, Bernhard Schölkopf, and Vladimir Vapnik. Unifying distillation and privileged information. In *Proceedings of the International Conference on Learning Representations (ICLR)*, 2016. 3
- [26] Ilya Loshchilov and F. Hutter. Fixing weight decay regularization in adam. *arXiv preprint arXiv:1711.05101*, 2017. 5
- [27] Kunming Luo, Chuan Wang, Shuaicheng Liu, Haoqiang Fan, Jue Wang, and Jian Sun. Upflow: Upsampling pyramid for

- unsupervised optical flow learning. In *Proceedings of the IEEE Conference on Computer Vision and Pattern Recognition (CVPR)*, 2021. 2
- [28] Simon Meister, Junhwa Hur, and Stefan Roth. UnFlow: Unsupervised learning of optical flow with a bidirectional census loss. In *AAAI Conference on Artificial Intelligence*, 2018. 2
- [29] Simone Meyer, Abdelaziz Djelouah, Brian McWilliams, Alexander Sorkine-Hornung, Markus Gross, and Christopher Schroers. Phasenet for video frame interpolation. In *Proceedings of the IEEE Conference on Computer Vision and Pattern Recognition (CVPR)*, 2018. 2
- [30] Simone Meyer, Oliver Wang, Henning Zimmer, Max Grosse, and Alexander Sorkine-Hornung. Phase-based frame interpolation for video. In *Proceedings of the IEEE Conference on Computer Vision and Pattern Recognition (CVPR)*, 2015. 2
- [31] Simon Niklaus and Feng Liu. Context-aware synthesis for video frame interpolation. In *Proceedings of the IEEE Conference on Computer Vision and Pattern Recognition (CVPR)*, 2018. 1, 5, 8
- [32] Simon Niklaus and Feng Liu. Softmax splatting for video frame interpolation. In *Proceedings of the IEEE Conference on Computer Vision and Pattern Recognition (CVPR)*, 2020. 2, 4, 5, 6, 7, 8, 11
- [33] Simon Niklaus, Long Mai, and Feng Liu. Video frame interpolation via adaptive convolution. In *Proceedings of the IEEE Conference on Computer Vision and Pattern Recognition (CVPR)*, 2017. 2, 5, 6, 8
- [34] Simon Niklaus, Long Mai, and Feng Liu. Video frame interpolation via adaptive separable convolution. In *Proceedings of the IEEE International Conference on Computer Vision (ICCV)*, 2017. 2, 7
- [35] Junheum Park, Keunsoo Ko, Chul Lee, and Chang-Su Kim. Bmbc: Bilateral motion estimation with bilateral cost volume for video interpolation. In *Proceedings of the European Conference on Computer Vision (ECCV)*, 2020. 1, 2, 6, 7, 8
- [36] Angelo Porrello, Luca Bergamini, and Simone Calderara. Robust re-identification by multiple views knowledge distillation. In *Proceedings of the European Conference on Computer Vision (ECCV)*, 2020. 3
- [37] Fitsum A Reda, Deqing Sun, Aysegul Dundar, Mohammad Shoeybi, Guilin Liu, Kevin J Shih, Andrew Tao, Jan Kautz, and Bryan Catanzaro. Unsupervised video interpolation using cycle consistency. In *Proceedings of the IEEE International Conference on Computer Vision (ICCV)*, 2019. 2
- [38] Olaf Ronneberger, Philipp Fischer, and Thomas Brox. U-net: Convolutional networks for biomedical image segmentation. In *International Conference on Medical image computing and computer-assisted intervention (MICCAI)*, 2015. 2
- [39] Khurram Soomro, Amir Roshan Zamir, and Mubarak Shah. Ucf101: A dataset of 101 human actions classes from videos in the wild. *arXiv preprint arXiv:1212.0402*, 2012. 6
- [40] Deqing Sun, Xiaodong Yang, Ming-Yu Liu, and Jan Kautz. Pwc-net: Cnns for optical flow using pyramid, warping, and cost volume. In *Proceedings of the IEEE Conference on Computer Vision and Pattern Recognition (CVPR)*, 2018. 2, 4, 6, 7
- [41] Zachary Teed and Jia Deng. Raft: Recurrent all-pairs field transforms for optical flow. In *Proceedings of the European Conference on Computer Vision (ECCV)*, 2020. 2, 4, 7
- [42] Chao-Yuan Wu, Nayan Singhal, and Philipp Krahenbuhl. Video compression through image interpolation. In *Proceedings of the European Conference on Computer Vision (ECCV)*, 2018. 2
- [43] Xiaoyu Xiang, Yapeng Tian, Yulun Zhang, Yun Fu, Jan P Allebach, and Chenliang Xu. Zooming slow-mo: Fast and accurate one-stage space-time video super-resolution. In *Proceedings of the IEEE Conference on Computer Vision and Pattern Recognition (CVPR)*, 2020. 3
- [44] Gang Xu, Jun Xu, Zhen Li, Liang Wang, Xing Sun, and Ming-Ming Cheng. Temporal modulation network for controllable space-time video super-resolution. In *Proceedings of the IEEE Conference on Computer Vision and Pattern Recognition (CVPR)*, 2021. 3
- [45] Xiangyu Xu, Li Siyao, Wenxiu Sun, Qian Yin, and Ming-Hsuan Yang. Quadratic video interpolation. In *Advances in Neural Information Processing Systems (NIPS)*, 2019. 1, 2, 3, 4, 8
- [46] Tianfan Xue, Baian Chen, Jiajun Wu, Donglai Wei, and William T Freeman. Video enhancement with task-oriented flow. In *International Journal of Computer Vision (IJCV)*, 2019. 1, 5, 6, 7, 8
- [47] Shanxin Yuan, Bjorn Stenger, and Tae-Kyun Kim. Rgb-based 3d hand pose estimation via privileged learning with depth images. In *Proceedings of the IEEE International Conference on Computer Vision Workshop (ICCVW)*, 2019. 3

6. Appendix

6.1. Architecture of RefineNet

Following the previous work [32], we design a RefineNet with an encoder-decoder architecture similar to U-Net and a context extractor. The context extractor and encoder part have similar architectures, consisting of four convolutional blocks, and each of them is composed of two 3×3 convolutional layers, respectively. The decoder part in the Fusion-Net has four transpose convolution layers.

Specifically, the context extractor first extracts the pyramid contextual features from input frames separately. We denote the pyramid contextual feature as C_0 : $\{C_0^0, C_0^1, C_0^2, C_0^3\}$ and C_1 : $\{C_1^0, C_1^1, C_1^2, C_1^3\}$. We then perform backward warping on these features using estimated intermediate flows to produce aligned pyramid features, $C_{t \leftarrow 0}$ and $C_{t \leftarrow 1}$. The origin frames I_0, I_1 , warped frames $\hat{I}_{t \leftarrow 0}, \hat{I}_{t \leftarrow 1}$, intermediate flows $F_{t \rightarrow 0}, F_{t \rightarrow 1}$ and fusion mask M are fed into the encoder. The output of i -th encoder block is concatenated with the $C_{t \leftarrow 0}^i$ and $C_{t \leftarrow 1}^i$ before being fed into the next block. The decoder parts finally produce a reconstruction residual Δ . And we will get a refined reconstructed image $\text{clamp}(\hat{I}_t + \Delta, 0, 1)$, where \hat{I}_t is the reconstruct image before the RefineNet. We show some visualization results in Figure 10. RefineNet seems to make some uncertain areas more blurred to improve quantitative results.




Figure 7: **Visualization of intermediate flow $F_{t \rightarrow 0}$ and blend mask M .** We show that stack 3 IFblocks can get finer intermediate flow and blend mask.

6.2. Intermediate Flow Visualization

In Figure 8, we provide visual results of our IFNet and compare them with the linearly combined bi-directional optical flows [16]. IFNet produces clear motion boundaries.




Figure 8: **Visual comparison between linearly combined bi-directional flows [16] and the result of IFNet.**

6.3. Training Dynamic

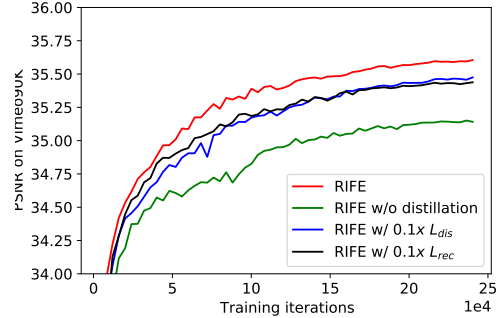


Figure 9: **PSNR on Vimeo90K benchmark during the whole training process.** The distillation scheme helps RIFE converge to better performance

We study the dynamic during the RIFE training. As shown in Figure 9, the privileged distillation scheme helps RIFE converge to better performance. Furthermore, we try to adjust the weights of losses. We found that larger scale ($10 \times$) of weights will cause the model to not converge and smaller weights ($0.1 \times$) will slightly reduce model performance.

6.4. Model Efficiency Comparison

The speed of models is very important in frame interpolation applications. However, to the best of our knowledge, currently published papers do not test the speed of each




Figure 10: **Interpolating results on the MiddleBury [2] dataset.** We show that the function of RefineNet is mainly to refine the high frequency content of the results.

state-of-the-art VFI model on same hardware, and rarely report the complexity of the model. Some previous works report runtime data from the MiddleBury public leaderboard without indicating running devices. These data are reported by the submitters of various methods. A more reliable survey comes from EDSC (Table 10) [7]. We collect the models of each paper and test them on a NVIDIA TITAN X(Pascal) GPU with same environment.