

Dynamical Analysis of Stochastic COVILD-19 Model with Jump-Diffusion

Almaz T.^{a,b}, Daniel Tesfay^{a,b}, Anas Khalaf^a, James Brannan^c, Jinqiao Duan^{d,*}

^a*School of Mathematics and Statistics & Center for Mathematical Sciences, Huazhong University of Science and Technology, Wuhan 430074, China*

^b*Department of Mathematics, Mekelle University, P.O.Box 231, Mekelle, Ethiopia*

^c*Department of Mathematical Sciences, Clemson University, Clemson, South Carolina 29634, USA*

^d*Department of Applied Mathematics, Illinois Institute of Technology, Chicago, IL 60616, USA*

Abstract

For a stochastic COVID-19 model with jump-diffusion, we prove the existence and uniqueness of the global positive solution of the model. We also investigate some conditions for the extinction and persistence of the disease. We calculate the threshold of the epidemic system for different values of the noise. This threshold is denoted by ξ that depends on the white and jump noises. When the noise is large or small, our numerical findings show that the COVID-19 vanishes from the people if $\xi < 1$; whereas the disease persists if $\xi > 1$.

Keywords: Brownian motion, Lévy noise, stochastic COVID-19, extinction, persistence.

2020 MSC: -Mathematics Subject Classification: 39A50, 45K05, 65N22.

1. Introduction

Many scholars [1–4] studied the mathematical model of COVID-19 to describe the spread of the coronavirus. COVID-19 has been declared as a global emergency on April, 2020 [5]. Since the first breakout of the pandemic, according to the data released by World barometer [6], we have more than 52 million confirmed (from which 17 million are active) cases, 1.29 million deaths and 33.5 million recoveries from the disease .

In the present time researchers are working around the clock to understand the nature of the disease deeply. Scientists are also battling to produce a vaccine to this new virus.

Recently, Zhang et al. [7] studied the stochastic COVID-19 mathematical model driven by Gaussian noise. The authors assumed that environmental fluctuations in the constant β , so that $\beta \rightarrow \beta + \lambda \dot{B}_t$ where B_t is a one dimensional Brownian motion. The stochastic COVID-19 model which they considered is

$$\begin{aligned} dS_t &= (\Lambda - \beta S_t I_t - \nu S_t + \sigma R_t)dt - \lambda S_t I_t dB_t \\ dI_t &= (\beta S_t I_t - (\nu + \gamma) I_t)dt + \lambda S_t I_t dB_t \\ dR_t &= (\gamma I_t - (\nu + \sigma) R_t)dt, \end{aligned} \tag{1}$$

where the variables S_t , I_t , and R_t represent the susceptible population, infectious population, and recovered (removed) population, respectively. The parameters Λ , β , ν , γ and σ are all positive constant numbers, and

*Corresponding author

Email addresses: amutesfay@hust.edu.cn (Almaz T.), dannytesfay@hust.edu.cn (Daniel Tesfay), anasdheyab@hust.edu.cn (Anas Khalaf), jrbrn@clemson.edu (James Brannan), duan@iit.edu (Jinqiao Duan)

they represent the joining rate of population to susceptible class through birth or migration, rate at which the susceptible tend to infected class, due to natural cause and from COVID-19, the recovery rate, and the rate of health deterioration, respectively.

In the paper [7], the researches proved the existence and uniqueness of the non-negative solution of the system (1), and they also showed the extinction and persistence of the disease. But they did not consider the jump noise.

Since, epidemic models are inevitably under the impact of environmental perturbation, such as earthquakes, floods, SARS, influenza, and so on, the stochastic model (1) that does not take randomness can not efficiently model these phenomena. The Lévy noise, which is more comprehensive, is a better candidate.

In this study, we are going to investigate the stochastic COVID-19 model with jump-diffusion. Here, we consider that the environmental Gaussian and non-Gaussian noises are directly proportional to the state variables S_t , I_t , and R_t . Several researchers used this approach, [8] and references therein. In this way, the model we consider is

$$\begin{aligned} dS_t &= (\Lambda - \beta S_{t-} I_{t-} - \nu S_{t-} + \sigma R_{t-}) dt + \lambda_1 S_{t-} dB_t^1 + \int_{\mathbb{Y}} \epsilon_1(y) S_{t-} \bar{N}(dt, dy) \\ dI_t &= (\beta S_{t-} I_{t-} - (\nu + \gamma) I_{t-}) dt + \lambda_2 I_{t-} dB_t^2 + \int_{\mathbb{Y}} \epsilon_2(y) I_{t-} \bar{N}(dt, dy) \\ dR_t &= (\gamma I_{t-} - (\nu + \sigma) R_{t-}) dt + \lambda_3 R_{t-} dB_t^3 + \int_{\mathbb{Y}} \epsilon_3(y) R_{t-} \bar{N}(dt, dy), \end{aligned} \quad (2)$$

where S_{t-} is the left limit of S_t . The description of the parameters Λ , β , ν , γ and σ is the same as in model (1). For $j = 1, 2, 3$, $\epsilon_j(y)$ is a bounded function satisfying $\epsilon_j(y) + 1 > 0$ on the intervals $|y| \geq 1$ or $|y| < 1$. $N(t, dy)$ is the independent Poisson random measure on $\mathbb{R}^+ \times \mathbb{R} \setminus \{0\}$, $\bar{N}(t, dy)$ is the compensated Poisson random measure satisfying $\bar{N}(t, dy) = N(t, dy) - \pi(dy)dt$, with $\pi(\cdot)$ a δ -finite measure on a measurable subset \mathbb{Y} of $(0, \infty)$ and $\pi(\mathbb{Y}) < \infty$, [9]. B_t^j is a one-dimension Brownian motion independent of N and λ_j stands for a Gaussian noise intensity, [10]. To the best of our knowledge this model is not studied before.

The deterministic model of systems (1) and (2) is

$$\begin{aligned} \frac{dS_t}{dt} &= \Lambda - \beta S_t I_t - \nu S_t + \sigma R_t \\ \frac{dI_t}{dt} &= \beta S_t I_t - (\nu + \gamma) I_t \\ \frac{dR_t}{dt} &= \gamma I_t - (\nu + \sigma) R_t, \end{aligned} \quad (3)$$

and

$$\frac{dX}{dt} = \frac{dS_t}{dt} + \frac{dI_t}{dt} + \frac{dR_t}{dt} = \frac{dX}{dt} = \Lambda - \nu X, \quad (4)$$

where $X = S_t + I_t + R_t$. For $\Lambda = \nu X$. Eq. (4) shows X is the total constant population with initial value $X_0 = S_0 + I_0 + R_0$. This equation has analytical solution

$$X = \frac{\Lambda}{\nu} + X_0 e^{-\nu t}. \quad (5)$$

In fact, the initial values are non-negative, then we have $S_t \geq 0$, $I_t \geq 0$, $R_t \geq 0$. This implies that Eq. (5) has a positivity property. In system (3), the reproductive number is

$$\xi_0 = \frac{\beta \Lambda}{(\nu + \gamma) \nu}$$

In the present work, we mainly focus on the conditions that can determine the persistence and extinction of the COVID-19. The rest of the paper is constituted as follows. In Section 2, we review some important notation and lemma. The Existence and uniqueness of the solution of the stochastic COVID-19 model (2) is given in Section 3. In Section 4, we show the conditions for the extinction and persistence of COVID-19 by finding the value of the threshold. The discussion and numerical experiments of our work are given in Section 5.

2. Preliminaries

In this section, we will state and define some basic notations and lemma. Throughout this paper, we have;

- a. $(\Omega, \mathcal{F}, \{\mathcal{F}_t\}_{t \geq 0}, \mathbb{P})$ denotes a filtered complete probability space.;
- b. $\mathbb{R}_+^3 := \{x = (x_1, x_2, x_3) \in \mathbb{R}^3 : x_j \geq 0, j = 1, 2, 3\}$, $\mathbb{R}_+ = (0, \infty)$;
- c. For the jump-diffusion, let $n \geq 0$, there is a positive constant L_n such that
 - (i.) $\int_{\mathbb{Y}} |G_j(x, y) - G_j(\bar{x}, y)|^2 \pi(dy) \leq L_n |x - \bar{x}|^2$ where $G_j(x, y) = \epsilon_j(y) X_t$, $j = 1, 2, 3$;
 - (ii.) $1 + \epsilon_j(y) \geq 0$, $y \in \mathbb{Y}$, $j = 1, 2, 3$, there exists $C > 0$ such that $\int_{\mathbb{Y}} (\ln(1 + \epsilon_j(y)))^2 \pi(dy) < C$;
- d. $\langle G \rangle_t = \frac{1}{t} \int_0^t G_r dr$, $\langle G \rangle_t^{**} = \lim_{t \rightarrow \infty} \sup_t \frac{1}{t} \int_0^t G_r dr$, $\langle G \rangle_t^* = \lim_{t \rightarrow \infty} \inf_t \frac{1}{t} \int_0^t G_r dr$;
- e. $\varphi_j = \frac{\lambda_j^2}{2} + \int_{\mathbb{Y}} (\epsilon_j(y) - \ln(1 + \epsilon_j(y))) \pi(dy)$, $j = 1, 2, 3$;
- f. $\psi_j = \int_{\mathbb{Y}} (\ln(1 + \epsilon_j(y))) \bar{N}(dt, dy)$, $\langle \psi_j, \psi_j \rangle = t \int_{\mathbb{Y}} (\ln(1 + \epsilon_j(y))) \pi(dy) < tC$;
- g. For some positive $m > 2$, $M = \nu - \frac{m-1}{2} \lambda^2 - \frac{1}{m} \bar{\epsilon}$ where $\lambda = \lambda_1^2 \vee \lambda_2^2 \vee \lambda_3^2$, and $\bar{\epsilon} = \int_{\mathbb{Y}} ((1 + \epsilon_1(y) \vee \epsilon_2(y) \vee \epsilon_3(y)))^m - 1 - m(\epsilon_1(y) \wedge \epsilon_2(y) \wedge \epsilon_3(y)) \pi(dy)$;
- h. $\inf \phi = \infty$ where ϕ denotes empty set.

Remark 1. For some positive x , the following is true, $x - 1 - \ln x > 0$.

Lemma 1. Assume (c) holds. The stochastic model (2) has a unique non-negative solution $(S_t, I_t, R_t) \in \mathbb{R}_+^3$ for any given initial value $(S_0, I_0, R_0) \in \mathbb{R}_+^3$ on time $t \geq 0$ almost surely (a.s.). Under (g), the solution of model (2) satisfies the following conditions:

$$(i.) \lim_{t \rightarrow \infty} \left(\frac{S_t + I_t + R_t}{t} \right) = 0 \text{ a.s. Moreover, } \lim_{t \rightarrow \infty} \left(\frac{S_t}{t} \right) = 0, \lim_{t \rightarrow \infty} \left(\frac{I_t}{t} \right) = 0, \lim_{t \rightarrow \infty} \left(\frac{R_t}{t} \right) = 0$$

and

$$(ii.) \lim_{t \rightarrow \infty} \frac{S_t dB_t^1}{t} = 0, \lim_{t \rightarrow \infty} \frac{I_t dB_t^2}{t} = 0, \lim_{t \rightarrow \infty} \frac{R_t dB_t^3}{t} = 0, \lim_{t \rightarrow \infty} \frac{\int_0^t \int_{\mathbb{Y}} S_r \epsilon_1(y) \bar{N}(dr, dy)}{t} = 0,$$

$$\lim_{t \rightarrow \infty} \frac{\int_0^t \int_{\mathbb{Y}} I_r \epsilon_2(y) \bar{N}(dr, dy)}{t} = 0, \lim_{t \rightarrow \infty} \frac{\int_0^t \int_{\mathbb{Y}} R_r \epsilon_3(y) \bar{N}(dr, dy)}{t} = 0. \quad \text{a.s.}$$

Proof 1. The proof of this lemma is similar to [8] and hence is omitted.

3. Existence and uniqueness of the solution

Theorem 1. For any given initial value $(S_0, I_0, R_0) \in \mathbb{R}_+^3$, there is a unique non-negative solution $(S_t, I_t, R_t) \in \mathbb{R}_+^3$ of the model (2) for time $t \geq 0$.

Proof 2. The differential equation model (2) has a locally Lipschitz continuous coefficient, so the model has a unique local solution (S_t, I_t, R_t) on $t \in [0, t_e)$ where t_e is the time for noise for explosion. In order to have a global solution, we need to show that $t_e = \infty$ almost surely. To do this assume that k_0 is very large positive number ($k_0 > 0$) so that the initial value $(S_0, I_0, R_0) \in [\frac{1}{k_0}, k_0]$. For every integer $k \geq k_0$, the stopping time is defined as:

$$t_e = \inf\{t \in [0, t_e) : \min(S_t, I_t, R_t) \leq \frac{1}{k_0}, \text{ or } \max(S_t, I_t, R_t) \geq k\}$$

As k goes to ∞ , t_k increases. Define $\lim_{k \rightarrow \infty} t_k = t_\infty$ with $t_\infty \leq t_e$. If we can prove that $t_\infty = \infty$ almost surely, then $t_e = \infty$. If this is false, then there are two positive constants $T > 0$ and $\delta \in (0, 1)$ such that

$$\mathbb{P}\{t_\infty \leq T\} > \delta.$$

Thus there is $k_1 \geq k_0$ that satisfies

$$\mathbb{P}\{t_k \leq T\} \geq \delta, \quad k \geq k_1.$$

Now, let us define a C^2 -function $W: \mathbb{R}_+^3 \rightarrow \mathbb{R}_+$ by

$$W(S, I, R) = (S - \alpha - \alpha \frac{\ln S}{\alpha}) + (I - 1 - \ln I) + (R - 1 - \ln R) \quad (6)$$

Apply Itô formula to Eq. (6), we get

$$\begin{aligned} dW(S, I, R) &= (1 - \alpha/S)dS + \frac{(dS)^2}{2S^2} + (1 - 1/I)dI + \frac{(dI)^2}{2I^2} + (1 - 1/R)dR + \frac{(dR)^2}{2R^2} \\ &= LW dt + \bar{W}, \end{aligned} \quad (7)$$

where L is the differential operator, [9].

$$\begin{aligned} \bar{W} &= \lambda_1 S dB_t^1 + \int_{\mathbb{Y}} \epsilon_1(y) S \bar{N}(dt, dy) - \alpha \lambda_1 dB_t^1 - \alpha \int_{\mathbb{Y}} \epsilon_1(y) \bar{N}(dt, dy) \\ &+ \lambda_2 I dB_t^2 + \int_{\mathbb{Y}} \epsilon_2(y) I \bar{N}(dt, dy) - \lambda_2 dB_t^2 - \int_{\mathbb{Y}} \epsilon_2(y) \bar{N}(dt, dy) \\ &+ \lambda_3 R dB_t^3 + \int_{\mathbb{Y}} \epsilon_3(y) R \bar{N}(dt, dy) - \lambda_3 dB_t^3 - \int_{\mathbb{Y}} \epsilon_3(y) \bar{N}(dt, dy), \end{aligned}$$

and

$LW: \mathbb{R}_+^3 \rightarrow \mathbb{R}_+$ is defined as

$$\begin{aligned} LW &= \Lambda - \nu S + \sigma R - \alpha \frac{\Lambda}{S} + \alpha \beta I + \alpha \nu - \alpha \frac{\sigma R}{S} + \frac{\lambda_1^2}{2} + \int_{\mathbb{Y}} \epsilon_1^2(y) \pi(dy) - (\nu + \gamma) I - \beta S + (\nu + \gamma) + \frac{\lambda_2^2}{2} \\ &+ \int_{\mathbb{Y}} \epsilon_2^2(y) \pi(dy) + \gamma I - (\nu + \sigma) R - \gamma + (\nu + \sigma) + \frac{\lambda_3^2}{2} + \int_{\mathbb{Y}} \epsilon_3^2(y) \pi(dy) \\ &\leq \Lambda + \alpha \nu + \alpha \beta I - (\nu + \gamma) I + (\nu + \gamma) - \gamma + (\nu + \sigma) + \frac{\lambda_1^2}{2} + \frac{\lambda_2^2}{2} + \frac{\lambda_3^2}{2} \\ &+ \int_{\mathbb{Y}} \epsilon_1^2(y) \pi(dy) + \int_{\mathbb{Y}} \epsilon_2^2(y) \pi(dy) + \int_{\mathbb{Y}} \epsilon_3^2(y) \pi(dy). \end{aligned}$$

Choose $\alpha = \frac{\nu+\gamma}{\beta}$, we get

$$\begin{aligned} LW &\leq \Lambda + \alpha \nu + (\nu + \gamma) - \gamma + (\nu + \sigma) + \frac{\lambda_1^2}{2} + \frac{\lambda_2^2}{2} + \frac{\lambda_3^2}{2} + \int_{\mathbb{Y}} \epsilon_1^2(y) \pi(dy) + \int_{\mathbb{Y}} \epsilon_2^2(y) \pi(dy) + \int_{\mathbb{Y}} \epsilon_3^2(y) \pi(dy) \\ &=: K. \end{aligned}$$

The rest the proof follows Zhang and Wang work [11].

4. Extinction and persistent of COVID-19

In this section, we give some conditions for the persistent and extinction of COVID-19 in the stochastic of COVID-19 system (2).

4.1. Extinction of the disease

Define

$$\xi = \xi_0 - \frac{\varphi_2}{\gamma + \nu}$$

Theorem 2. Assume that (g) holds. Then for any initial condition (S_0, I_0, R_0) , the solution (S_t, I_t, R_t) of the stochastic COVID-19 model (2) has the following properties:

$$\lim_{t \rightarrow \infty} \sup \frac{\ln I_t}{t} \leq (\nu + \gamma)(\xi - 1), \text{ a.s.}$$

If $\xi < 1$ holds, then I_t can go to zero with probability one.

Moreover,

$$\lim_{t \rightarrow \infty} \langle S \rangle_t = \frac{\Lambda}{\nu} = S_0, \quad \lim_{t \rightarrow \infty} \langle R \rangle_t = 0, \text{ a.s.}$$

Proof 3. Integrating both sides of model (2) and dividing by t , gives

$$\frac{S_t - S_0}{t} = \Lambda - \beta \langle S \rangle_t \langle I \rangle_t - \nu \langle S \rangle_t + \sigma \langle R \rangle_t + \frac{\lambda_1}{t} \int_0^t S_r dB_r^1 + \frac{1}{t} \int_0^t \int_{\mathbb{Y}} \epsilon_1(y) S_r \bar{N}(dr, dt), \quad (8)$$

$$\frac{I_t - I_0}{t} = \beta \langle S \rangle_t \langle I \rangle_t - (\gamma + \nu) \langle I \rangle_t + \frac{\lambda_2}{t} \int_0^t I_r dB_r^2 + \frac{1}{t} \int_0^t \int_{\mathbb{Y}} \epsilon_2(y) I_r \bar{N}(dr, dt), \quad (9)$$

$$\frac{R_t - R_0}{t} = \gamma \langle I \rangle_t - (\nu + \sigma) \langle R \rangle_t + \frac{\lambda_3}{t} \int_0^t R_r dB_r^3 + \frac{1}{t} \int_0^t \int_{\mathbb{Y}} \epsilon_3(y) R_r \bar{N}(dr, dt). \quad (10)$$

Multiply both side of Eq. (10) by $\frac{\sigma}{\nu + \sigma}$, we have

$$\frac{\sigma}{\nu + \sigma} \frac{R_t - R_0}{t} = \frac{\sigma}{\nu + \sigma} \gamma \langle I \rangle_t - \sigma \langle R \rangle_t + \frac{\sigma}{\nu + \sigma} \frac{\lambda_3}{t} \int_0^t R_r dB_r^3 + \frac{\sigma}{\nu + \sigma} \frac{1}{t} \int_0^t \int_{\mathbb{Y}} \epsilon_3(y) R_r \bar{N}(dr, dt). \quad (11)$$

Then add Eqs. (8), (9), and (11), obtain

$$\begin{aligned}
\frac{S_t - S_0}{t} + \frac{I_t - I_0}{t} + \frac{\sigma}{\nu + \sigma} \frac{R_t - R_0}{t} &= \Lambda - \nu \langle S \rangle_t + \frac{\lambda_1}{t} \int_0^t S_r dB_r^1 + \frac{1}{t} \int_0^t \int_{\mathbb{Y}} \epsilon_1(y) S_r \bar{N}(dr, dt) \\
&\quad - (\gamma + \nu) \langle I \rangle_t + \frac{\lambda_2}{t} \int_0^t I_r dB_r^2 + \frac{1}{t} \int_0^t \int_{\mathbb{Y}} \epsilon_2(y) I_r \bar{N}(dr, dt) \\
\frac{\sigma}{\nu + \sigma} \gamma \langle I \rangle_t + \frac{\sigma}{\nu + \sigma} \frac{\lambda_3}{t} \int_0^t R_r dB_r^3 &+ \frac{\sigma}{\nu + \sigma} \frac{1}{t} \int_0^t \int_{\mathbb{Y}} \epsilon_3(y) R_r \bar{N}(dr, dt) \\
&= \Lambda - \nu \langle S \rangle_t + \left(\frac{\sigma}{\nu + \sigma} \gamma - (\gamma + \nu) \right) \langle I \rangle \\
&\quad + \frac{\lambda_1}{t} \int_0^t S_r dB_r^1 + \frac{1}{t} \int_0^t \int_{\mathbb{Y}} \epsilon_1(y) S_r \bar{N}(dr, dt) \\
&\quad + \frac{\lambda_2}{t} \int_0^t I_r dB_r^2 + \frac{1}{t} \int_0^t \int_{\mathbb{Y}} \epsilon_2(y) I_r \bar{N}(dr, dt) \\
&\quad + \frac{\sigma}{\nu + \sigma} \frac{\lambda_3}{t} \int_0^t R_r dB_r^3 + \frac{\sigma}{\nu + \sigma} \frac{1}{t} \int_0^t \int_{\mathbb{Y}} \epsilon_3(y) R_r \bar{N}(dr, dt). \tag{12}
\end{aligned}$$

Rewrite Eq. (12) as

$$\langle S \rangle_t = \frac{\Lambda}{\nu} - \frac{1}{\nu} \left((\gamma + \nu) - \frac{\sigma}{\nu + \sigma} \gamma \right) \langle I \rangle + \bar{\Phi}_t, \tag{13}$$

where

$$\begin{aligned}
\bar{\Phi}_t &= -\frac{1}{\nu} \left(\frac{S_t - S_0}{t} + \frac{I_t - I_0}{t} + \frac{\sigma}{\nu + \sigma} \frac{R_t - R_0}{t} \right) + \frac{1}{\nu} \left(\frac{\lambda_1}{t} \int_0^t S_r dB_r^1 + \frac{1}{t} \int_0^t \int_{\mathbb{Y}} \epsilon_1(y) S_r \bar{N}(dr, dt) \right) \\
&\quad + \frac{1}{\nu} \left(\frac{\lambda_2}{t} \int_0^t I_r dB_r^2 + \frac{1}{t} \int_0^t \int_{\mathbb{Y}} \epsilon_2(y) I_r \bar{N}(dr, dt) \right) \\
&\quad + \frac{1}{\nu} \left(\frac{\sigma}{\nu + \sigma} \frac{\lambda_3}{t} \int_0^t R_r dB_r^3 + \frac{\sigma}{\nu + \sigma} \frac{1}{t} \int_0^t \int_{\mathbb{Y}} \epsilon_3(y) R_r \bar{N}(dr, dt) \right).
\end{aligned}$$

From Lemma 1 (i) and (ii),

$$\lim_{t \rightarrow \infty} \bar{\Phi}_t = 0, \quad a.s. \tag{14}$$

Therefore, Eq. (13) becomes

$$\langle S \rangle_t = \frac{\Lambda}{\nu} - \frac{1}{\nu} \left((\gamma + \nu) - \frac{\sigma}{\nu + \sigma} \gamma \right) \langle I \rangle. \tag{15}$$

Setting $Z = \ln I_t$ and applying Itô formula to Z yields,

$$\begin{aligned}
d \ln I_t &= \frac{1}{I_t} dI_t - \frac{1}{2I_t^2} [dI_t]^2 \\
&= (\beta S_t - (\nu + \gamma) - \varphi_2) dt + \lambda_2 I_t dB_t^2 + \int_{\mathbb{Y}} \ln(1 + \epsilon_2(y)) \bar{N}(dt, dy) \tag{16}
\end{aligned}$$

where $\varphi_2 = \frac{1}{2} \lambda_2 + \int_{\mathbb{Y}} [\epsilon_2(y) - \ln(1 + \epsilon_2(y))] \pi(dy)$.

Remark 2. From Remark 1, we have

$$\begin{aligned}\varphi_2 &= \frac{\lambda_2^2}{2} + \int_{\mathbb{Y}} [\epsilon_2(y) - \ln(1 + \epsilon_2(y))] \pi(dy) \\ &= \frac{\lambda_2^2}{2} + \int_{\mathbb{Y}} [(1 + \epsilon_2(y)) - 1 - \ln(1 + \epsilon_2(y))] \pi(dy) \\ &\geq \frac{\lambda_2^2}{2}.\end{aligned}$$

Integrating both sides of Eq. (16) and divide by t , yields

$$\frac{\ln I_t}{t} = \beta \langle S \rangle_t - (\nu + \gamma) - \varphi_2 + \frac{\lambda_2 I_t dB_t^2}{t} + \frac{1}{t} \int_{\mathbb{Y}} \ln(1 + \epsilon_2(y)) \bar{N}(dt, dy) + \frac{\ln I_0}{t}. \quad (17)$$

Upon replacing $\langle S \rangle_t$ of Eq. (15) into Eq. (17), we get

$$\begin{aligned}\frac{\ln I_t}{t} &= \beta \frac{\Lambda}{\nu} - (\nu + \gamma) - \varphi_2 - \frac{\beta}{\nu} \left((\gamma + \nu) - \frac{\sigma}{\nu + \sigma} \gamma \right) \langle I \rangle_t + \frac{\lambda_2 I_t dB_t^2}{t} + \frac{1}{t} \int_{\mathbb{Y}} \ln(1 + \epsilon_2(y)) \bar{N}(dt, dy) + \frac{\ln I_0}{t} \\ &\leq \beta \frac{\Lambda}{\nu} - (\nu + \gamma) - \varphi_2 + \frac{\psi_2(t)}{t} + \frac{\ln I_0}{t}.\end{aligned} \quad (18)$$

From (f) and large number [12]

$$\lim_{t \rightarrow \infty} \frac{\psi_2(t)}{t} = 0, \quad a.s. \quad (19)$$

and

$$\lim_{t \rightarrow \infty} \frac{B_t}{t} = 0 \quad a.s. \quad (20)$$

By applying $\lim_{t \rightarrow \infty}$ to Eq. (18), gives

$$\begin{aligned}\lim_{t \rightarrow \infty} \sup \frac{\ln I_t}{t} &\leq \beta \frac{\Lambda}{\nu} - (\nu + \gamma) - \varphi_2 \\ &= \frac{\nu + \gamma}{\nu + \gamma} \left[\beta \frac{\Lambda}{\nu} - (\nu + \gamma) - \varphi_2 \right] \\ &= (\nu + \gamma) \left[\frac{\beta \Lambda}{\nu(\nu + \gamma)} - 1 - \frac{\varphi_2}{\nu + \gamma} \right] = (\nu + \gamma)(\xi - 1), a.s.\end{aligned} \quad (21)$$

If $\xi < 1$ holds, then $(\nu + \gamma)(\xi - 1) < 0$. This implies that I_t can go zero with probability one, i.e.,

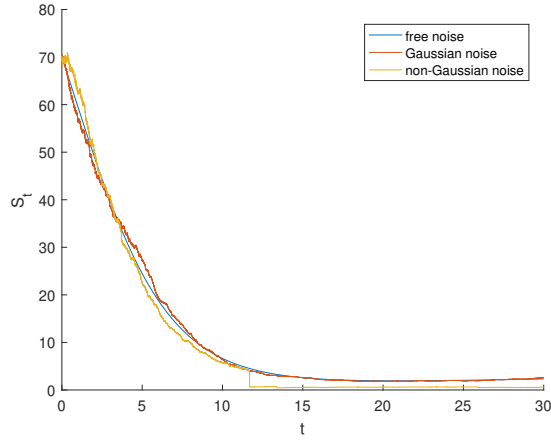
$$\lim_{t \rightarrow \infty} I_t = 0 \quad (22)$$

From Eqs. (12) and (22), we obtain

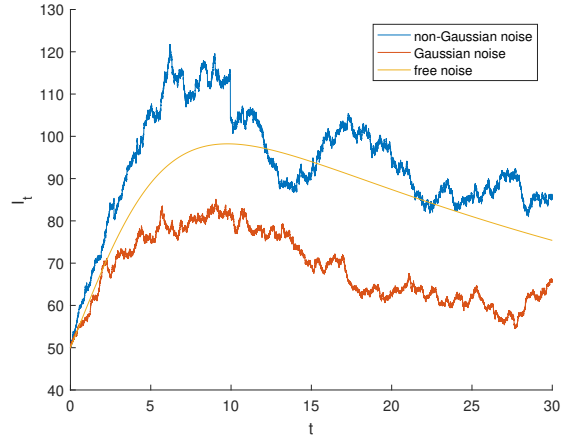
$$\lim_{t \rightarrow \infty} \langle S \rangle_t = \frac{\Lambda}{\nu} = S_0$$

Similarly, we can show that

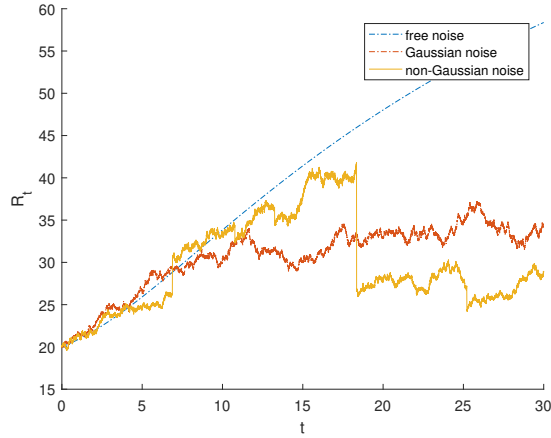
$$\lim_{t \rightarrow \infty} \langle R \rangle_t = 0, \quad \square$$



(a) The susceptibility graph



(b) The graph of infected population by COVID-19



(c) The graph of removed people

Figure 1: The numerical results of model (2) (a) The graph of susceptible. (b) The graph of infected people.(c) The graph of recovered people from COVID-19. Parameters $S_0 = 70$, $I_0 = 50$, $R_0 = 20$, $\Lambda = 0.0072$, $\beta = 0.002$, $\nu = 0.001$, $\sigma = 0.01$, $\gamma = 0.02$, $\lambda_j = 0.047$, $\epsilon_j(y) = 0.004$, $j = 1, 2, 3$, $\xi = 0.9760 < 1$

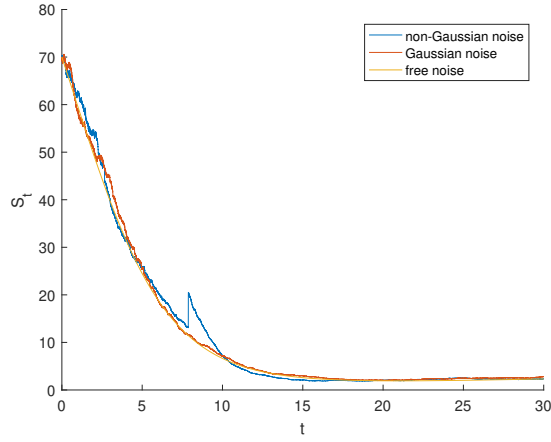
4.2. Persistence of the disease

This section deals about the persistence of the disease in the model (2) which is persistence in mean. Before we state the theorem, we give the definition of 'persistence in mean'.

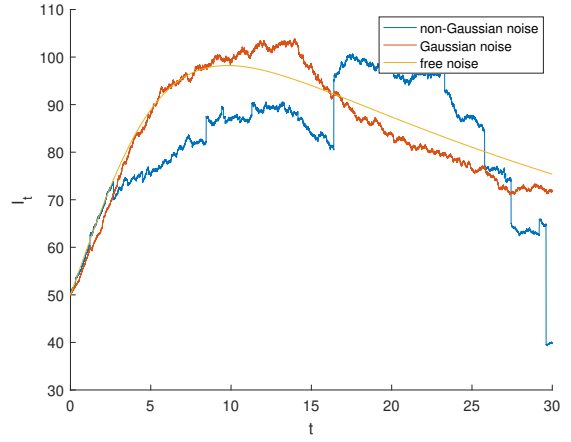
Definition 1. If $\langle S \rangle_t^* > 0$, $\langle I \rangle_t^* > 0$, $\langle R \rangle_t^* > 0$, almost surely, then we can say system (2) is persistence in mean.

Theorem 3. For a given initial value $(S_0, I_0, R_0) \in \mathbb{R}_+^3$, the solution $(S_t, I_t, R_t) \in \mathbb{R}_+^3$ of model (2) if $\xi > 1$, then there exists $\lim_{t \rightarrow \infty} \langle S \rangle_t = \tilde{S}$, $\lim_{t \rightarrow \infty} \langle I \rangle_t = \tilde{I}$, $\lim_{t \rightarrow \infty} \langle R \rangle_t = \tilde{R}$, a.s. where

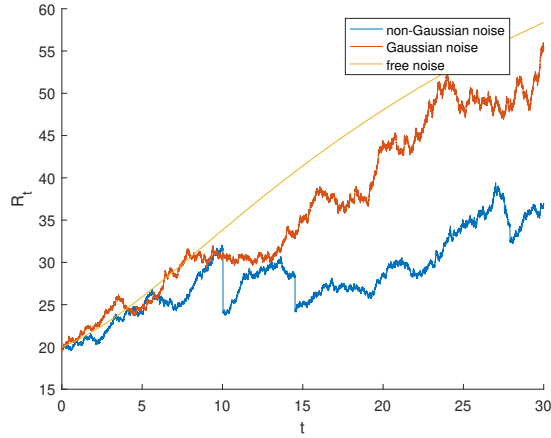
$$\tilde{S} = \frac{1}{\beta} \left(\beta \frac{\Lambda}{\nu} - \varphi_2 \right), \quad \tilde{I} = \frac{\nu(\nu+\sigma)}{\beta((\gamma+\nu)(\nu+\sigma)-\sigma\gamma)} \left(\beta \frac{\Lambda}{\nu} - \varphi_2 \right), \quad \tilde{R} = \frac{\gamma\nu}{\beta((\gamma+\nu)(\nu+\sigma)-\sigma\gamma)} \left(\beta \frac{\Lambda}{\nu} - \varphi_2 \right).$$



(a) The graph of susceptible



(b) The graph of infected population by COVID-19



(c) The graph of recovered people

Figure 2: The numerical results of model (2) (a) The graph of susceptible. (b) The graph of infected people.(c) The graph of recovered people from COVID-19. Parameters $S_0 = 70$, $I_0 = 50$, $R_0 = 20$, $\Lambda = 0.0072$, $\beta = 0.002$, $\nu = 0.001$, $\sigma = 0.01$, $\gamma = 0.02$, $\lambda_1 = 0.047$, $\lambda_2 = 0.019$, $\lambda_3 = 0.047$, $\epsilon_j(y) = 0.004$, $j = 1, 2, 3$, $\xi = 1.02 > 1$.

Proof 4. Recall Eq. (18)

$$\frac{\ln I_t}{t} = \beta \frac{\Lambda}{\nu} - \beta \frac{1}{\nu} \left((\gamma + \nu) - \frac{\sigma}{\nu + \sigma} \gamma \right) \langle I \rangle - \varphi_2 + \lambda_2 I_t dB_t^2 + \psi_2(t) + \ln I_0. \quad (23)$$

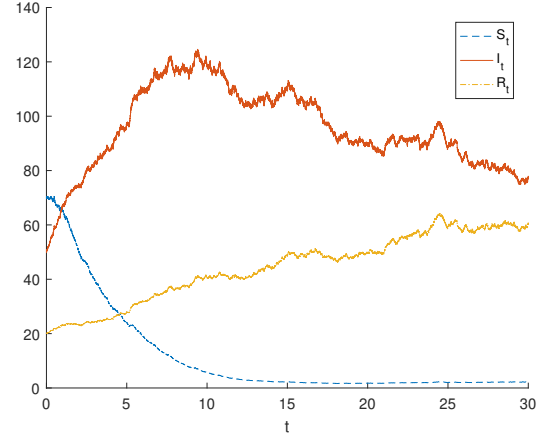
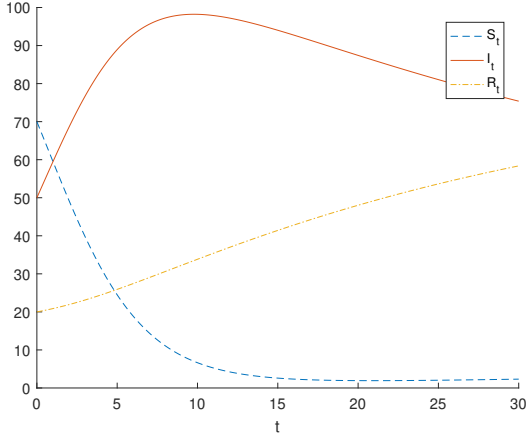
or equivalently,

$$\beta \frac{1}{\nu} \left((\gamma + \nu) - \frac{\sigma}{\nu + \sigma} \gamma \right) \langle I \rangle = \frac{\ln I_t}{t} + \beta \frac{\Lambda}{\nu} - \varphi_2 - \lambda_2 I_t dB_t^2 - \psi_2(t) + \ln I_0. \quad (24)$$

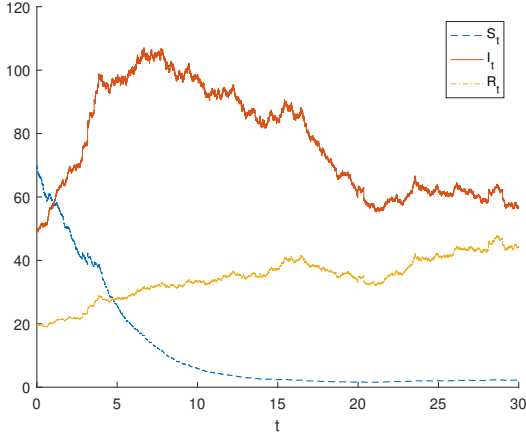
From Lemma 1 and Eqs. (14),(19) and (20), we get

$$\lim_{t \rightarrow \infty} \langle I \rangle_t = \frac{\nu(\nu + \sigma)}{\beta((\gamma + \nu)(\nu + \sigma) - \sigma \gamma)} \left(\beta \frac{\Lambda}{\nu} - \varphi_2 \right) = \tilde{I}. \quad a.s. \quad (25)$$

Substituting Eq. (25) into Eq. (15), and apply $\lim_{t \rightarrow \infty}$ we get



(a) Numerical simulation of model (3) with $\lambda_j = 0$, $\epsilon_j(y) = 0$, $j = 1, 2, 3$. (b) The trajectories of system (2) with $\lambda_j = 0.047$, $\epsilon_j(y) = 0$, $j = 1, 2, 3$.



(c) The trajectories of system (2) with $\lambda_j = 0.047$, $\epsilon_j(y) = 0.004$, $j = 1, 2, 3$.

Figure 3: .This Figure shows the trajectories of the stochastic COVID-19 model (2). Parameters $S_0 = 70$, $I_0 = 50$, $R_0 = 20$, $\Lambda = 0.0072$, $\beta = 0.002$, $\nu = 0.001$, $\sigma = 0.01$, $\gamma = 0.02$, $\xi = 0.9284 < 1$.

$$\lim_{t \rightarrow \infty} \langle S \rangle_t = \frac{\Lambda}{\nu} - \frac{1}{\nu} \left((\gamma + \nu) - \frac{\sigma}{\nu + \sigma} \gamma \right) \frac{\nu(\nu + \sigma)}{\beta((\gamma + \nu)(\nu + \sigma) - \sigma \gamma)} \left(\beta \frac{\Lambda}{\nu} - \varphi_2 \right) = \frac{\Lambda}{\nu} - \frac{1}{\beta} \left(\beta \frac{\Lambda}{\nu} - \varphi_2 \right) = \tilde{S}.$$

Furthermore, applying $\lim_{t \rightarrow \infty}$ to Eq. (10) and replace $\langle I \rangle_t$ by Eq. (25), yields

$$\lim_{t \rightarrow \infty} \langle R \rangle_t = \frac{\gamma \nu}{\beta((\gamma + \nu)(\nu + \sigma) - \sigma \gamma)} \left(\beta \frac{\Lambda}{\nu} - \varphi_2 \right) = \tilde{R}. \quad (26)$$

The proof is complete. \square

Remark 3. From the above two Theorems 2 and 3, we can take the value ξ as the threshold of the system (2). The value of ξ indicates the prevalence and extinction of the COVID-19. Here, we can observe that the Gaussian and jump noises have significant effect on the behaviour of the system (2).

5. Discussion and numerical experiments

This article discussed about a stochastic COVID-19 model driven by both white noise as well as Lévy noise. In Theorem 1, we proved that the model (2) has a unique non-negative solution. We also investigated some conditions for the extinction and persistence in mean of the COVID-19 epidemic. The numerical results show us the jump noise and white noise can change the behaviour of the model. The noises can force COVID-19 (disease) to go out to extinct.

Furthermore, we showed that the disease can go to extinct if $\xi < 1$. While the COVID-19 becomes persistent for $\xi > 1$; please see Theorems 2 and 3.

Finally, we used a MATLAB software in order to plot our numerical solution in graphics. From the findings, we concluded that if $\xi < 1$, it is possible that the spread of the disease can be controlled, but for $\xi > 1$, COVID-19 can be persistent. $\frac{\beta\Lambda}{\nu} \geq \varphi_2$ implies that the Gaussian and non-Gaussian noises are small.

In Figs. 1 and 2, we fixed the parameters $S_0 = 70$, $I_0 = 50$, $R_0 = 20$, $\Lambda = 0.0072$, $\beta = 0.002$, $\nu = 0.001$, $\sigma = 0.01$, $\varphi_2 = 0.0021$, $\gamma = 0.02$, $\epsilon_j(y) = 0.004$, for $j = 1, 2, 3$, and $\mathbb{Y} = (0, \infty)$, $\pi(\mathbb{Y}) = 1$. Here, the value of reproductive number ξ_0 is 1.0286, and $\xi = 0.9760$. Having these values, the solution (S_t, I_t, R_t) of the system (2) satisfies the property in Theorem 2, i.e.,

$$\lim_{t \rightarrow \infty} \frac{\ln I_t}{t} \leq (\nu + \gamma)(\xi - 1) = -5.045e^{-04} < 0 \quad a.s.$$

which shows the I_t can die out. This happens because of the Lévy noise effect. When $\lambda_2 = 0.019$ the solution (S_t, I_t, R_t) of Model (2) satisfies the condition in Theorem 3. This scenario is meant that

$$\lim_{t \rightarrow \infty} \langle S \rangle_t = \frac{\Lambda}{\nu} - \frac{1}{\beta} \left(\beta \frac{\Lambda}{\nu} - \varphi_2 \right) = 8.8818e^{-16},$$

$$\lim_{t \rightarrow \infty} \langle I \rangle_t = \frac{\nu(\nu + \sigma)}{\beta((\gamma + \nu)(\nu + \sigma) - \sigma\gamma)} \left(\beta \frac{\Lambda}{\nu} - \varphi_2 \right) = 4.8774,$$

and

$$\lim_{t \rightarrow \infty} \langle R \rangle_t = \frac{\gamma\nu}{\beta((\gamma + \nu)(\nu + \sigma) - \sigma\gamma)} \left(\beta \frac{\Lambda}{\nu} - \varphi_2 \right) = 4.4340, \quad a.s.$$

This numerical experiment shows that the COVID-19 will prevail. Noting that, Fig. 1 and Fig. 2 only differ by the value of λ_2 . The relationship of the variables S_t , I_t , and R_t is plotted in Figure 3.

Acknowledgments

This work was partly supported by the NSFC grants 11801192, 11771449 and 11531006.

References

- [1] A. J. Kucharski, T. W. Russell, C. Diamond, Y. Liu, J. Edmunds, S. Funk, R. M. Eggo, F. Sun, M. Jit, J. D. Munday, *et al.*, "Early dynamics of transmission and control of covid-19: a mathematical modelling study," *The lancet infectious diseases*, 2020.
- [2] C. Yang and J. Wang, "A mathematical model for the novel coronavirus epidemic in wuhan, china," *Mathematical Biosciences and Engineering*, vol. 17, no. 3, pp. 2708–2724, 2020.

- [3] C. Hou, J. Chen, Y. Zhou, L. Hua, J. Yuan, S. He, Y. Guo, S. Zhang, Q. Jia, C. Zhao, *et al.*, “The effectiveness of quarantine of wuhan city against the corona virus disease 2019 (covid-19): A well-mixed seir model analysis,” *Journal of medical virology*, 2020.
- [4] D. Okuonghae and A. Omame, “Analysis of a mathematical model for covid-19 population dynamics in lagos, nigeria,” *Chaos, Solitons & Fractals*, vol. 139, p. 110032, 2020.
- [5] C. Sohrabi, Z. Alsafi, N. O’Neill, M. Khan, A. Kerwan, A. Al-Jabir, C. Iosifidis, and R. Agha, “World health organization declares global emergency: A review of the 2019 novel coronavirus (covid-19),” *International Journal of Surgery*, vol. 76, pp. 71 – 76, 2020.
- [6] WHO, “Covid-19 weekly epidemiological update,” <https://www.who.int/publications/m/item/weekly-epidemiological-update-10-november-2020>, 2020.
- [7] Z. Zhang, A. Zeb, S. Hussain, and E. Alzahrani, “Dynamics of covid-19 mathematical model with stochastic perturbation,” *Advances in Difference Equations*, vol. 2020, no. 1, pp. 1–12, 2020.
- [8] Y. Zhou and W. Zhang, “Threshold of a stochastic sir epidemic model with lévy jumps,” *Physica A: Statistical Mechanics and Its Applications*, vol. 446, pp. 204–216, 2016.
- [9] D. Applebaum, *Lévy processes and stochastic calculus*. Cambridge university press, 2009.
- [10] J. Duan, *An introduction to stochastic dynamics*, vol. 51. Cambridge University Press, 2015.
- [11] X. Zhang and K. Wang, “Stochastic sir model with jumps,” *Applied Mathematics Letters*, vol. 26, no. 8, pp. 867–874, 2013.
- [12] X. Mao, *Stochastic differential equations and applications*. Elsevier, 2007.