

Beyond-Fröhlich Hamiltonian and path integral treatment of large polarons in anharmonic solids

Matthew Houtput¹ and Jacques Tempere¹

¹*Theory of Quantum and Complex Systems,
Universiteit Antwerpen, B-2000 Antwerpen, Belgium*

Abstract

The Fröhlich Hamiltonian for large polarons in cubic crystals is the simplest Hamiltonian describing the interaction between an electron and a phonon bath. The original derivation assumes that the phonons are harmonic and do not interact. We have derived additional terms in the Fröhlich Hamiltonian to account for anharmonicity up to third order. This leads to four new terms, representing 3-phonon processes, 2-phonon-1-electron processes, 1-phonon-2-electron processes and 3-electron processes. The derivation can be easily generalized to include anharmonicity up to arbitrary orders. In the spirit of keeping a simple model, we restrict ourselves to the assumptions of the Fröhlich Hamiltonian mentioned above. We show that all the third order anharmonic terms are zero in crystals with an inversion center: in this case, one would have to consider the fourth order terms.

The new Hamiltonian is investigated using both perturbation theory and Feynman's path integral formalism. Both methods show that the anharmonic terms can lead to a significant decrease in the ground state energy and increase in the effective mass of the polaron. The path integral treatment also shows that the transition from large to small polaron occurs at lower coupling when the extended interactions are included. The derived Hamiltonian and the obtained results can be used to further investigate electron-phonon coupling in high-pressure hydrides such as (carbonaceous) sulphur hydride and lanthanum hydride, which show conventional superconductivity at very high temperatures.

I. INTRODUCTION

The polaron concept was introduced by Landau [1] and Pekar [2] to explain the dynamics of an electron interacting with a crystal lattice. Classically, the electron-phonon interaction can be explained by the electron displacing the ions out of their equilibrium positions, creating a polarization field that interacts with the electron. The entire system can be described with a single quasiparticle: the polaron [1]. It is one of the simplest models describing an impurity interacting with a boson bath, and thus finds applications in many other fields of physics. Specific examples include spin polarons [3], magnetic polarons [4], exciton polarons [5], and the Bose [6–8] and Fermi [9] polaron in ultracold gases.

Usually, the harmonic approximation is made when discussing polarons. One can assume

that the lattice potential around an ion's equilibrium position is approximately quadratic, so the restoring forces are linear. This approximation is justified in most materials as the phonon amplitude is usually small. If the electron wavefunction extends over many unit cells, the lattice can be viewed as a continuous field, and the polaron is called ‘large’. Phonons can be excited from this field using the creation and annihilation operators $\hat{b}_{\mathbf{k}}^\dagger$ and $\hat{b}_{\mathbf{k}}$. The Hamiltonian for ‘large’ polarons in the harmonic approximation is known as the Fröhlich Hamiltonian; it is one of the simplest Hamiltonians of quantum field theory. Treating the electron in first quantization and the phonons in second quantization, it reads [10]:

$$\begin{aligned}\hat{H} &= \hat{H}_e + \hat{H}_{\text{ph}} + \hat{H}_{\text{e-ph}}, \\ &= \frac{\hat{\mathbf{p}}_{\text{el}}^2}{2m} + \sum_{\mathbf{k}} \hbar\omega_{\mathbf{k}} \left(\hat{b}_{\mathbf{k}}^\dagger \hat{b}_{\mathbf{k}} + \frac{1}{2} \right) + \sum_{\mathbf{k}} \left(V_{\mathbf{k}} \hat{b}_{\mathbf{k}}^\dagger e^{-i\mathbf{k} \cdot \hat{\mathbf{r}}_{\text{el}}} + V_{\mathbf{k}}^* \hat{b}_{\mathbf{k}} e^{i\mathbf{k} \cdot \hat{\mathbf{r}}_{\text{el}}} \right).\end{aligned}\quad (1)$$

Here $\omega_{\mathbf{k}}$ is the phonon dispersion and $V_{\mathbf{k}}$ is the electron-phonon interaction strength: both are functions of the phonon momentum \mathbf{k} . The specific form of these functions depends on the system at hand and can significantly alter the underlying physics of the problem [11, 12]. A defining characteristic of the Fröhlich Hamiltonian is that \hat{H}_{ph} is quadratic and $\hat{H}_{\text{e-ph}}$ is linear in the phonon operators.

In reality, the lattice potential is not harmonic, which must be considered when looking at high-pressure hydrides. In the classical picture, since the mass of hydrogen ions is small, the phonon amplitude will be too large for the harmonic approximation to apply. Interest in high-pressure hydrides has been strongly renewed since the discovery of high-temperature superconductivity in sulphur hydride [13] ($T_c = 203\text{K}$), lanthanum hydride [14] ($T_c = 260\text{K}$), and carbonaceous sulphur hydride [15] ($T_c = 288\text{K}$) when these materials are put under extreme pressures, similar to how pure hydrogen has been predicted to metallize and superconduct under the same conditions [16–18]. Since superconductivity in these materials is conventional and thus phonon-mediated [13] and the harmonic approximation is not applicable [19–21], additional “anharmonic” terms must be considered in the Hamiltonian (1).

Most of the research on anharmonic polarons focuses on ‘small’ polarons [22–24], where the electron is localized around a single lattice atom. The last, and to our knowledge only, investigation of the anharmonic terms for large polarons is due to Kussow [25]. In [25], the dominant anharmonic term for the Fröhlich Hamiltonian (1) is derived, and the polaron energy is calculated using perturbation theory in the weak coupling regime. However, the

Hamiltonian is only useful for qualitative calculations due to several assumptions and errors in its derivation. In this paper, we redo the derivation presented in [25], fixing these errors and including the 3-phonon terms. Additionally, we will calculate the polaron energy using Feynman's path integral method [26], allowing us to look at the intermediate coupling and strong coupling regimes as well. The presented Hamiltonian can be used to calculate polaron properties in several important classes of materials, such as high-pressure hydrides [13–15] and anharmonic semiconductors [27, 28].

The structure of this paper is as follows. We derive additional anharmonic terms in the Fröhlich hamiltonian (1) in section II. In sections III-IV the ground state energy and effective mass of a single large anharmonic polaron are calculated, using perturbation theory in section III and Feynman's path integral method [26] in section IV. We conclude our findings in section V.

II. THE ANHARMONIC POLARON HAMILTONIAN

A. Derivation

Here, we rederive the Hamiltonian based on the derivations of Fröhlich [10] and Kussow [25]. We assume the same model system used in both of these derivations: an ionic, polarizable lattice with two ions in the primitive unit cell. The masses of the two ions are denoted with m_1 and m_2 . One or more electrons with band mass m and charge $-e$ are placed in this lattice at positions $\mathbf{r}_{\text{el},i}$. We assume that electron-phonon coupling is dominated by the longitudinal optical (LO) phonons, so all other phonon contributions are neglected. Call the displacements of the ions from their equilibrium positions \mathbf{r}_1 and \mathbf{r}_2 , where the position of each ion is measured relative to its respective equilibrium position. The kinetic energy per unit volume due to these displacements is given by:

$$E_k = \frac{1}{V_0} \left(\frac{1}{2} m_1 \dot{\mathbf{r}}_1^2 + \frac{1}{2} m_2 \dot{\mathbf{r}}_2^2 \right), \quad (2)$$

where V_0 is the volume of the unit cell. We now switch to center-of-mass coordinates. The movement of the center of mass leads to acoustic phonons and can therefore be neglected [25]. The kinetic energy density can then be written in terms of only the relative displacement

\mathbf{w} :

$$E_k = \frac{1}{2} \dot{\mathbf{w}}^2, \quad (3)$$

$$\mathbf{w} := \sqrt{\frac{1}{V_0} \frac{m_1 m_2}{m_1 + m_2}} (\mathbf{r}_2 - \mathbf{r}_1). \quad (4)$$

Since we consider large polarons, the lattice can be approximated by a polarizable continuum. Mathematically, this means we can treat $\mathbf{w} = \mathbf{w}(\mathbf{r})$ as a position-dependent vector field.

Aside from the kinetic energy, the lattice also has an interaction energy U per unit volume. This internal energy contains the interaction energy of the ions, but also a contribution due to the electric displacement field \mathbf{D} which is solely due to the electrons. The internal energy is a function of \mathbf{w} and \mathbf{D} [29], and satisfies:

$$dU = -\ddot{\mathbf{w}} \cdot d\mathbf{w} + \mathbf{E} \cdot d\mathbf{D}. \quad (5)$$

Here $\ddot{\mathbf{w}}$ is proportional to the force on the atoms, and \mathbf{E} is the electric field. Both $\mathbf{D} = \mathbf{D}(\mathbf{r}, t)$ and $\mathbf{E} = \mathbf{E}(\mathbf{r}, t)$ are position- and time-dependent, just like the relative displacement $\mathbf{w}(\mathbf{r}, t)$; however, from now on, we will drop this explicit dependence and simply write \mathbf{D} , \mathbf{E} , and \mathbf{w} .

Since $\mathbf{w} = \mathbf{D} = \mathbf{0}$ corresponds to the equilibrium position of the lattice, the function \tilde{U} can be expanded in powers of \mathbf{w} and \mathbf{D} . The first non-trivial order is an expansion up to second order, which is the harmonic expansion that will yield the Fröhlich Hamiltonian (1). In this paper, we consider the internal energy up to third order. It can be written as:

$$\begin{aligned} U(\mathbf{w}, \mathbf{D}) \approx & \frac{1}{2} \gamma_{ij}^{(0)} w_i w_j + \gamma_{ij}^{(1)} w_i D_j + \frac{1}{2} \gamma_{ij}^{(2)} D_i D_j \\ & + \frac{1}{6} A_{ijl}^{(0)} w_i w_j w_l + \frac{1}{2} A_{ijl}^{(1)} w_i w_j D_l + \frac{1}{2} A_{ijl}^{(2)} w_i D_j D_l + \frac{1}{6} A_{ijl}^{(3)} D_i D_j D_l. \end{aligned} \quad (6)$$

where the indices i, j, l can take the values in $\{x, y, z\}$. We use the Einstein summation convention of implied summation over repeated indices throughout the remainder of this article. Contrary to Kussow [25], we expand the internal energy as a function of \mathbf{D} instead of \mathbf{E} . The two methods are equivalent since the expansion coefficients are related to each other. The final term is proportional to \mathbf{D}^3 and is responsible for the nonlinear optical response of the material. It can be neglected in most materials, but it will be carried here for completeness.

In this expression, second order tensors $\gamma_{ij}^{(n)}$ and third order tensors $A_{ijk}^{(n)}$ appear. These tensors can be interpreted as material parameters: in fact, in section II C we will show that

$\gamma_{ij}^{(0)}$, $\gamma_{ij}^{(1)}$ and $\gamma_{ij}^{(2)}$ can be written in terms of measurable quantities for a cubic crystal. In general, these parameters can be calculated using *ab initio* methods by calculating the mixed partial derivatives of the internal energy with respect to \mathbf{w} and \mathbf{D} . The tensors $\gamma_{ij}^{(0)}$, $\gamma_{ij}^{(2)}$, $A_{ijk}^{(0)}$ and $A_{ijk}^{(3)}$ are totally symmetric, and the tensors $A_{ijk}^{(1)}$ and $A_{ijk}^{(2)}$ are symmetric in one pair of their indices:

$$A_{ijk}^{(1)} = A_{jik}^{(1)}, \quad (7)$$

$$A_{ijk}^{(2)} = A_{ikj}^{(2)}. \quad (8)$$

In the most general case, the tensor $\gamma_{ij}^{(1)}$ has no symmetry.

We now introduce N free electrons in the system. We assume a parabolic energy dispersion with band mass m . Their kinetic energy takes the standard form:

$$E_{\text{el}} = \sum_{i=1}^N \frac{\mathbf{p}_{\text{el},i}^2}{2m}, \quad (9)$$

We note that this form is only valid for cubic crystals, but the band mass m can readily be replaced with an effective inverse mass tensor to account for anisotropy. Integrating the energy densities (3), (6) over the crystal volume V and adding the electron kinetic energy (9), we obtain the classical Hamiltonian of the system:

$$H = \sum_{i=1}^N \frac{\mathbf{p}_{\text{el},i}^2}{2m} + \int_V \frac{1}{2} \dot{\mathbf{w}} \cdot \dot{\mathbf{w}} d^3\mathbf{r} + \int_V U(\mathbf{w}, \mathbf{D}) d^3\mathbf{r}. \quad (10)$$

All that remains is to find expressions for the phonon field \mathbf{w} and the electric displacement field \mathbf{D} .

The longitudinal component of the electric displacement field is only due to the electrons. Its transverse component is zero [10], since \mathbf{E} and the polarization field \mathbf{P} are both longitudinal: this follows from the quasi-static third Maxwell equation and the fact that we consider longitudinal phonons, respectively. Therefore, the electric displacement field has an analytical expression [10]:

$$\mathbf{D}(\mathbf{r}) = \sum_{i=1}^N \frac{e}{4\pi} \nabla \left(\frac{1}{|\mathbf{r} - \mathbf{r}_{\text{el},i}|} \right). \quad (11)$$

For future calculations, it will be useful to write the displacement field in Fourier space as follows:

$$\mathbf{D}(\mathbf{r}) = -\frac{ie}{V} \sum_{\mathbf{k} \neq 0} \frac{\mathbf{n}^{\mathbf{k}}}{|\mathbf{k}|} \rho_{\mathbf{k}} e^{-i\mathbf{k} \cdot \mathbf{r}}, \quad (12)$$

where

$$\rho_{\mathbf{k}} = \sum_{i=1}^N e^{i\mathbf{k} \cdot \mathbf{r}_{\text{el},i}} \quad (13)$$

is the density operator of the electrons, and we also introduced the symbol $\mathbf{n}^{\mathbf{k}} = \frac{\mathbf{k}}{|\mathbf{k}|}$ for the unit vector in the direction of \mathbf{k} . We will write their components as:

$$n_i^{\mathbf{k}} = \frac{k_i}{|\mathbf{k}|}. \quad (14)$$

These unit vectors will feature often in our calculations and results.

Up to a proportionality constant, the field \mathbf{w} can be interpreted as a phonon coordinate. Its conjugate momentum is simply $\frac{\partial H}{\partial \dot{\mathbf{w}}} = \dot{\mathbf{w}}$. We can quantize \mathbf{w} and $\dot{\mathbf{w}}$ using the ladder operators $\hat{b}_{\mathbf{k}}$ and $\hat{b}_{\mathbf{k}}^\dagger$, if we can identify the phonon frequencies. Rather than to derive an equation for the polarization density \mathbf{P} as is done in [10] and [25], we do this by looking at the Hamiltonian (10) in the case of no electrons: $\mathbf{D} = \mathbf{0}$. Furthermore, we only look at the harmonic approximation, so we only use the first line of equation (6). The Hamiltonian density then takes the form of a harmonic oscillator:

$$\mathcal{H} = \frac{1}{2} \dot{\mathbf{w}} \cdot \dot{\mathbf{w}} + \frac{1}{2} \mathbf{w} \cdot \boldsymbol{\gamma}_0 \cdot \mathbf{w}, \quad (15)$$

where the bold $\boldsymbol{\gamma}_0$ indicates the matrix with components $\gamma_{ij}^{(0)}$. Since the matrix $\boldsymbol{\gamma}$ is symmetric, it can be diagonalized. Similarly to the dynamical matrix, its eigenvectors are the eigendirections of the phonons, and its eigenvalues ω_i^2 are the squares of the phonon frequencies. Therefore, if we write $\boldsymbol{\gamma}_0 = \boldsymbol{\Omega}^2$, the matrix $\boldsymbol{\Omega}$ can be used instead of the phonon frequency in the definition of the ladder operators.

To find an expression for \mathbf{w} and $\dot{\mathbf{w}}$ in terms of the ladder operators, we introduce an auxiliary field $\mathbf{B}(\mathbf{r})$ and its Fourier transform $\hat{b}_{\mathbf{k}}$ after Fröhlich [10]:

$$\mathbf{B}(\mathbf{r}) = \frac{1}{i} \sqrt{\frac{1}{2\hbar}} \boldsymbol{\Omega}^{\frac{1}{2}} (\mathbf{w}(\mathbf{r}) + i\boldsymbol{\Omega}^{-1} \dot{\mathbf{w}}), \quad (16)$$

$$\mathbf{B}(\mathbf{r}) = \frac{1}{\sqrt{V}} \sum_{\mathbf{k} \neq 0} \mathbf{n}^{\mathbf{k}} \hat{b}_{\mathbf{k}} e^{i\mathbf{k} \cdot \mathbf{r}}. \quad (17)$$

The equations for $\mathbf{B}(\mathbf{r})$ and $\mathbf{B}^*(\mathbf{r})$ can be inverted to obtain the following explicit expressions for \mathbf{w} and $\dot{\mathbf{w}}$:

$$\mathbf{w}(\mathbf{r}) = -i \sqrt{\frac{\hbar}{2V}} \boldsymbol{\Omega}^{-\frac{1}{2}} \sum_{\mathbf{k} \neq 0} \mathbf{n}^{\mathbf{k}} (\hat{b}_{\mathbf{k}}^\dagger + \hat{b}_{-\mathbf{k}}) e^{-i\mathbf{k} \cdot \mathbf{r}}, \quad (18)$$

$$\dot{\mathbf{w}}(\mathbf{r}) = \sqrt{\frac{\hbar}{2V}} \boldsymbol{\Omega}^{\frac{1}{2}} \sum_{\mathbf{k} \neq 0} \mathbf{n}^{\mathbf{k}} (\hat{b}_{\mathbf{k}}^\dagger - \hat{b}_{-\mathbf{k}}) e^{-i\mathbf{k} \cdot \mathbf{r}}. \quad (19)$$

These expressions will be used to eliminate \mathbf{w} in the Hamiltonian (10). Classically, $\hat{b}_{\mathbf{k}}$ and $\hat{b}_{\mathbf{k}}^\dagger$ are the Fourier transforms of the unknown auxiliary fields $\mathbf{B}(\mathbf{r})$ and $\mathbf{B}^*(\mathbf{r})$. In order to quantize the phonon field, we have to impose the canonical commutation relations:

$$[w_j(\mathbf{r}), \dot{w}_k(\mathbf{r}')] = i\hbar\delta_{jk}\delta(\mathbf{r} - \mathbf{r}'). \quad (20)$$

It can be shown [10] that these canonical commutation relations hold if $\hat{b}_{\mathbf{k}}$ and $\hat{b}_{\mathbf{k}}^\dagger$ satisfy the bosonic commutation relations. Therefore, we can interpret $\hat{b}_{\mathbf{k}}^\dagger$ and $\hat{b}_{\mathbf{k}}$ as the creation and annihilation operator of the phonon field, respectively. To complete the quantisation we have to turn $\mathbf{r}_{\text{el},i}$ and $\mathbf{p}_{\text{el},i}$ into operators, which obey the usual commutation relations. We now combine equations (6) for the interaction energy density, (10) for the classical Hamiltonian, (12) for the electric displacement field, and (18-19) for \mathbf{w} and $\dot{\mathbf{w}}$ in order to find the quantum mechanical Hamiltonian. The volume integrals are all of the form:

$$\int_V e^{i\mathbf{K}\cdot\mathbf{r}} d^3\mathbf{r} = V\delta_{\mathbf{K},0}. \quad (21)$$

Then, a straightforward calculation gives the following Hamiltonian:

$$\begin{aligned} \hat{H} = & \sum_{i=1}^N \frac{\hat{\mathbf{p}}_{\text{el},i}^2}{2m} + \sum_{\mathbf{k}} \hbar\omega_{\mathbf{k}} \left(\hat{b}_{\mathbf{k}}^\dagger \hat{b}_{\mathbf{k}} + \frac{1}{2} \right) + \sum_{\mathbf{k} \neq 0} V_{\mathbf{k}}^{(C)} \hat{\rho}_{\mathbf{k}} \hat{\rho}_{-\mathbf{k}} + \sum_{\mathbf{k} \neq 0} V_{\mathbf{k}}^{(F)} \left(\hat{b}_{\mathbf{k}}^\dagger + \hat{b}_{-\mathbf{k}} \right) \hat{\rho}_{-\mathbf{k}} \\ & + \sum_{\mathbf{k} \neq \mathbf{q} \neq 0} V_{\mathbf{k},\mathbf{q}}^{(0)} \left(\hat{b}_{-\mathbf{k}}^\dagger + \hat{b}_{\mathbf{k}} \right) \left(\hat{b}_{\mathbf{k}-\mathbf{q}}^\dagger + \hat{b}_{-\mathbf{k}+\mathbf{q}} \right) \left(\hat{b}_{\mathbf{q}}^\dagger + \hat{b}_{-\mathbf{q}} \right) \\ & + \sum_{\mathbf{k} \neq \mathbf{q} \neq 0} V_{\mathbf{k},\mathbf{q}}^{(1)} \left(\hat{b}_{-\mathbf{k}}^\dagger + \hat{b}_{\mathbf{k}} \right) \left(\hat{b}_{\mathbf{q}}^\dagger + \hat{b}_{-\mathbf{q}} \right) \hat{\rho}_{\mathbf{k}-\mathbf{q}} \\ & + \sum_{\mathbf{k} \neq \mathbf{q} \neq 0} V_{\mathbf{k},\mathbf{q}}^{(2)} \left(\hat{b}_{\mathbf{k}-\mathbf{q}}^\dagger + \hat{b}_{-\mathbf{k}+\mathbf{q}} \right) \hat{\rho}_{-\mathbf{k}} \hat{\rho}_{\mathbf{q}} \\ & + \sum_{\mathbf{k} \neq \mathbf{q} \neq 0} V_{\mathbf{k},\mathbf{q}}^{(3)} \hat{\rho}_{-\mathbf{k}} \hat{\rho}_{\mathbf{k}-\mathbf{q}} \hat{\rho}_{\mathbf{q}}, \end{aligned} \quad (22)$$

where the sums exclude the cases where $\mathbf{k} = \mathbf{0}$, $\mathbf{q} = \mathbf{0}$ and $\mathbf{k} = \mathbf{q}$; this can also be taken into account by requiring that $V_{\mathbf{0}}^{(F)} = 0$, $V_{\mathbf{k},\mathbf{k}}^{(n)} = 0$, and so on. The phonon frequency $\omega_{\mathbf{k}}$ is given by:

$$\omega_{\mathbf{k}} = \mathbf{n}^{\mathbf{k}} \cdot \boldsymbol{\Omega} \cdot \mathbf{n}^{\mathbf{k}}, \quad (23)$$

Furthermore, we define $\boldsymbol{\Lambda} := \boldsymbol{\Omega}^{-\frac{1}{2}} = \boldsymbol{\gamma}_0^{-\frac{1}{4}}$ and the following interaction strengths, which

have the dimensions of energy and are analytical functions of \mathbf{k} and \mathbf{q} :

$$V_{\mathbf{k}}^{(C)} = \frac{e^2}{2V} \frac{\mathbf{n}^{\mathbf{k}} \cdot \boldsymbol{\gamma}_2 \cdot \mathbf{n}^{\mathbf{k}}}{|\mathbf{k}|^2}, \quad (24)$$

$$V_{\mathbf{k}}^{(F)} = \sqrt{\frac{\hbar e^2}{2V}} \frac{\mathbf{n}^{\mathbf{k}} \cdot (\boldsymbol{\Lambda} \cdot \boldsymbol{\gamma}_1) \cdot \mathbf{n}^{\mathbf{k}}}{|\mathbf{k}|}, \quad (25)$$

$$V_{\mathbf{k},\mathbf{q}}^{(0)} = \frac{-i}{6\sqrt{V}} \left(\frac{\hbar}{2}\right)^{\frac{3}{2}} \left[\Lambda_{ia}\Lambda_{jb}\Lambda_{lc}A_{abc}^{(0)}\right] n_i^{\mathbf{k}} n_j^{\mathbf{k}-\mathbf{q}} n_l^{\mathbf{q}}, \quad (26)$$

$$V_{\mathbf{k},\mathbf{q}}^{(1)} = \frac{-ie\hbar}{4V} \left[\Lambda_{ia}\Lambda_{jb}A_{abl}^{(1)}\right] \frac{n_i^{\mathbf{k}} n_j^{\mathbf{q}} n_l^{\mathbf{k}-\mathbf{q}}}{|\mathbf{k}-\mathbf{q}|}, \quad (27)$$

$$V_{\mathbf{k},\mathbf{q}}^{(2)} = \frac{-ie^2}{2V^{\frac{3}{2}}} \sqrt{\frac{\hbar}{2}} \left[\Lambda_{ia}A_{ajl}^{(2)}\right] \frac{n_i^{\mathbf{k}-\mathbf{q}} n_j^{\mathbf{k}} n_l^{\mathbf{q}}}{|\mathbf{k}||\mathbf{q}|}, \quad (28)$$

$$V_{\mathbf{k},\mathbf{q}}^{(3)} = \frac{-ie^3}{6V^2} A_{ijl}^{(3)} \frac{n_i^{\mathbf{k}} n_j^{\mathbf{k}-\mathbf{q}} n_l^{\mathbf{q}}}{|\mathbf{k}||\mathbf{k}-\mathbf{q}||\mathbf{q}|}. \quad (29)$$

The Hamiltonian given by (22) is a general Hamiltonian for N large polarons interacting with a boson bath, including interaction terms up to third order. The first line is the Fröhlich Hamiltonian (1), extended to include multiple electrons. We note that the kinetic energy of the electrons can be replaced by a more general energy band, for example one with an anisotropic band mass. The other lines are the third order anharmonic correction terms to the Hamiltonian. All of the terms can be visualized using Feynman diagrams, which is done in Fig. 1.

For coupling to a single LO phonon mode in a crystal with arbitrary symmetry, the interaction strengths appearing in this Hamiltonian are given by equations (24-29). In order, these correspond to the Coulomb interaction (24), the Fröhlich interaction (25), and the anharmonic processes involving anywhere from 0 to 3 electrons and phonons (26)-(29). As expected, the Coulomb interaction strength goes as $\frac{1}{|\mathbf{k}|^2}$ and the Fröhlich interaction goes as $\frac{1}{|\mathbf{k}|}$; however, the proportionality constant can have an angular dependence if the crystal is not cubic. The functions $V_{\mathbf{k},\mathbf{q}}^{(n)}$ are more complicated, but still analytical.

The anharmonic interaction strengths $V_{\mathbf{k},\mathbf{q}}^{(n)}$ are all purely imaginary. This can be understood by requiring that the Hamiltonian (22) is Hermitian, which leads to the conditions:

$$V_{\mathbf{k}}^{(F)*} = V_{-\mathbf{k}}^{(F)}, \quad (30)$$

$$V_{\mathbf{k},\mathbf{q}}^{(n)*} = V_{-\mathbf{k},-\mathbf{q}}^{(n)}. \quad (31)$$

Since the third order terms are antisymmetric in \mathbf{k} and \mathbf{q} , the imaginary unit is required for a Hermitian Hamiltonian. Finally, note that this derivation is not limited to the third

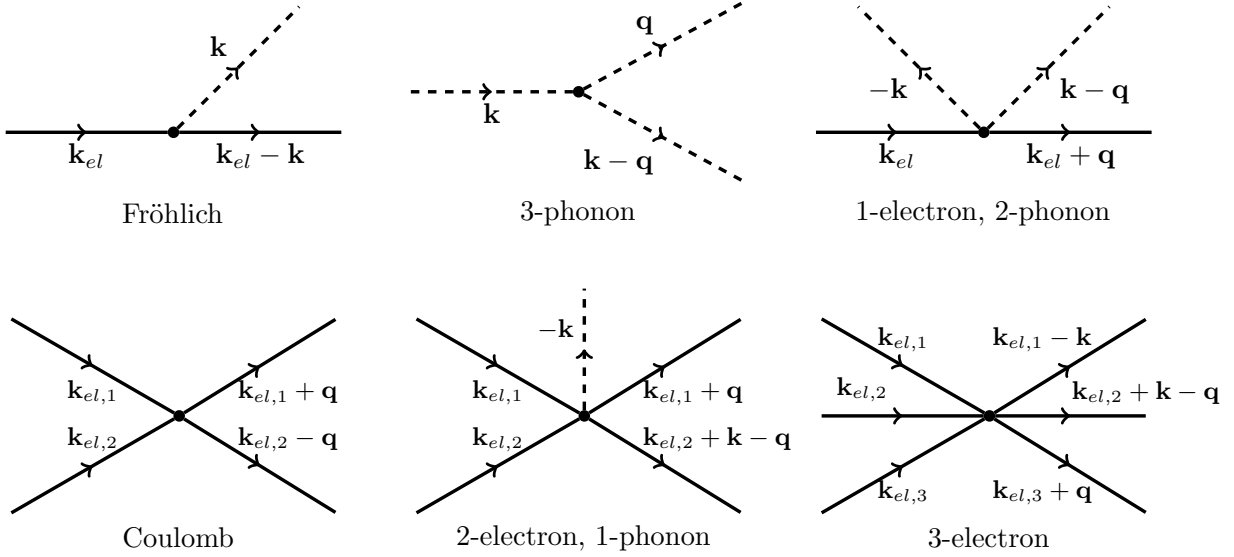


Figure 1. A representation of the different interaction terms (22) using Feynman diagrams. Solid lines represent electrons, and dashed lines represent phonons. In these diagrams, any phonon line may have its arrow and momentum reversed to create a new diagram: e.g. for the Fröhlich interaction, the electron can also absorb a phonon with momentum $-\mathbf{k}$. For a single polaron, only the interactions in the top row must be considered. The 3-electron interaction is linked to the nonlinear optical response and can therefore be neglected in most materials.

order terms: if the interaction energy density (6) is expanded up to higher orders, the same procedure can be applied to obtain a Hamiltonian up to an arbitrary order.

B. Symmetry constraints

Equation (6) was proposed for an arbitrary crystal. However, the symmetry of the crystal enforces additional constraints onto the tensors $\gamma_{ij}^{(n)}$ and $A_{ijl}^{(n)}$ in this expression. Here, we aim to find the simplest possible form of these tensors for a crystal with cubic symmetry.

Consider a unit cell, centered at \mathbf{r} , with a relative displacement \mathbf{w} and electric displacement field \mathbf{D} . In the continuum limit, \mathbf{w} and \mathbf{D} can be considered constant over the entire unit cell. If a crystal symmetry transformation R is applied to both \mathbf{w} and \mathbf{D} , the resulting unit cell is the same as if we had simply applied R to the entire system. Therefore, it must hold that:

$$U(R \cdot \mathbf{w}, R \cdot \mathbf{D}) = U(\mathbf{w}, \mathbf{D}), \quad (32)$$

for all crystal symmetries R . Note that only the rotational part of R is relevant: translations can be neglected since \mathbf{w} and \mathbf{D} vary little over the size of one unit cell. Therefore, R can be represented by a 3×3 -matrix, and only the point group \mathcal{G} of the crystal must be considered.

Combining equations (6) and (32), the following constraints on the tensors $\gamma_{ij}^{(n)}$ and $A_{ijl}^{(n)}$ are obtained:

$$\forall R \in \mathcal{G} :$$

$$\gamma_{ij}^{(n)} = R_{ia} R_{jb} \gamma_{ab}^{(n)}, \quad (33)$$

$$A_{ijk}^{(n)} = R_{ia} R_{jb} R_{kc} A_{abc}^{(n)}. \quad (34)$$

In other words, the tensors must be invariant under all lattice symmetry transformations. It can be immediately verified that if $\gamma_{ij}^{(n)}$ or $A_{ijl}^{(n)}$ is invariant under two different lattice transformations R_1 and R_2 , it is also invariant under $R_1 \cdot R_2$.

We apply these equations to two important cases: the case where the crystal has inversion symmetry, and the case of cubic point groups. The inversion operator can be represented with the matrix $R_{ij} = -\delta_{ij}$. Therefore, if the crystal has inversion symmetry, equation (34) immediately gives $A_{ijk}^{(n)} = 0$. In this case, all of the third order anharmonic terms in the Hamiltonian (22) are identically zero, and the Hamiltonian reduces to the Fröhlich Hamiltonian. The scope of this article is therefore limited to crystals without inversion symmetry; to investigate anharmonicity in symmetric crystals, the internal energy density (6) must be expanded to fourth order.

To investigate the case of cubic symmetry, we start with the smallest cubic point group: the symmetry group of a tetrahedron (denoted in Hermann-Mauguin notation as 23). It is generated by two elements:

$$R_1 = \begin{pmatrix} -1 & 0 & 0 \\ 0 & -1 & 0 \\ 0 & 0 & 1 \end{pmatrix}, \quad R_2 = \begin{pmatrix} 0 & 0 & 1 \\ 1 & 0 & 0 \\ 0 & 1 & 0 \end{pmatrix}. \quad (35)$$

Since the entire group can be generated by products of these elements, it suffices to find tensors $\gamma_{ij}^{(n)}$ and $A_{ijl}^{(n)}$ that are invariant under these two elements. For a second order tensor γ_{ij} , only the unit tensor is invariant under both R_1 and R_2 :

$$\gamma_{ij}^{(n)} = \gamma_n \delta_{ij}. \quad (36)$$

and so we obtain the familiar result for cubic crystals. For a third order tensor, the calculation can be simplified by noting that all our third order tensors must be fully symmetric,

since this is implied by invariance under R_2 and either one of the conditions (7) or (8). Again, only one tensor satisfies all of the implied constraints, and that is the absolute value of the Levi-Civita tensor (denoted throughout this article with \mathcal{E}):

$$A_{ijl}^{(n)} = A_n \mathcal{E}_{ijl}, \quad (37)$$

$$\mathcal{E}_{ijl} = \begin{cases} 1 & \text{if } i \neq j \neq l, \\ 0 & \text{otherwise.} \end{cases} \quad (38)$$

The other four cubic symmetry groups ($m\bar{3}$, 432 , $\bar{4}3m$ and $m\bar{3}m$) can all be obtained from the group 23 , by adding one or more generators. Therefore, for all cubic crystals, the tensors $\gamma_{ij}^{(n)}$ and $A_{ijl}^{(n)}$ are of the form (36) and (37). All of these tensors can be described with a single scalar parameter, which is of great practical importance. This scalar parameter can be identically equal to zero if the symmetry is too high: if the crystal symmetry group is $m\bar{3}$, 432 or $m\bar{3}m$, it holds that $A_n = 0$. Therefore, for the remainder of this article, we will limit ourselves to crystals whose point group is either 23 or $\bar{4}3m$, in addition to the assumptions made during the derivation in section II A. The zincblende structure is an important example of a crystal structure that satisfies all of these assumptions.

C. Link to measurable material parameters

In a cubic crystal, the parameters γ_0 , γ_1 and γ_2 can be expressed in terms of three familiar material properties: the longitudinal optical phonon frequency ω_0 , the relative dielectric constant ε , and the square of the refractive index ε_∞ . To find this correspondence, we start from the total energy density up to second order, assuming equation (33) for a cubic crystal:

$$\mathcal{H} = \frac{1}{2} \dot{\mathbf{w}} \cdot \dot{\mathbf{w}} + \frac{1}{2} \gamma_0 \mathbf{w} \cdot \mathbf{w} + \gamma_1 \mathbf{w} \cdot \mathbf{D} + \frac{1}{2} \gamma_2 \mathbf{D} \cdot \mathbf{D}. \quad (39)$$

If no electrons are present, $\mathbf{D} = \mathbf{0}$ and we immediately obtain

$$\gamma_0 = \omega_0^2. \quad (40)$$

as before. To find γ_1 and γ_2 , we derive the dielectric function for this system. The electric field can be derived from equation (5), as well as an equation of motion for \mathbf{w} :

$$\mathbf{E} = \frac{\partial H}{\partial \mathbf{D}} = \gamma_1 \mathbf{w} + \gamma_2 \mathbf{D}, \quad (41)$$

$$\ddot{\mathbf{w}} = -\frac{\partial H}{\partial \mathbf{w}} = -\omega_0^2 \mathbf{w} - \gamma_1 \mathbf{D}. \quad (42)$$

We are now interested in the temporal Fourier transforms $\tilde{\mathbf{D}}(\omega)$ and $\tilde{\mathbf{E}}(\omega)$. In Fourier space, the equations of motion become:

$$\tilde{\mathbf{E}}(\omega) = \gamma_1 \tilde{\mathbf{w}}(\omega) + \gamma_2 \tilde{\mathbf{D}}(\omega), \quad (43)$$

$$-\omega^2 \tilde{\mathbf{w}}(\omega) = -\omega_0^2 \tilde{\mathbf{w}}(\omega) - \gamma_1 \tilde{\mathbf{D}}(\omega). \quad (44)$$

$\tilde{\mathbf{w}}(\omega)$ can be eliminated from this equation, yielding a linear relation between \mathbf{D} and \mathbf{E} . The proportionality constant is the dielectric function, which can be written as:

$$\varepsilon(\omega) = \frac{1}{\varepsilon_0 \gamma_2} \left(\frac{\omega^2 - \omega_0^2}{\omega^2 - \omega_0^2 + \frac{\gamma_1^2}{\gamma_2}} \right), \quad (45)$$

where ε_0 is the vacuum permittivity. This dielectric function is of the polariton type, where ω_0 indeed plays the role of the longitudinal optical phonon frequency. From the limits $\varepsilon = \varepsilon(0)$ and $\varepsilon_\infty = \varepsilon(+\infty)$, we obtain:

$$\gamma_1 = \omega_0 \sqrt{\frac{1}{\varepsilon_0} \left(\frac{1}{\varepsilon_\infty} - \frac{1}{\varepsilon} \right)}, \quad (46)$$

$$\gamma_2 = \frac{1}{\varepsilon_0 \varepsilon_\infty}. \quad (47)$$

Equations (40), (46) and (47) allow us to eliminate the parameters γ_0 , γ_1 and γ_2 for cubic crystals, in favour of the experimentally available parameters ω_0 , ε and ε_∞ .

This procedure also allows us to write the phonon frequency (23) and interaction strengths (24)-(29) in a simpler form, where the strength of each interaction is characterized by a single scalar parameter. For example, the Fröhlich interaction strength can be written as:

$$V_{\mathbf{k}}^{(F)} = \hbar \omega_0 \sqrt{\frac{4\pi\alpha}{V}} \left(\frac{\hbar}{2m\omega_0} \right)^{1/4} \frac{1}{|\mathbf{k}|}, \quad (48)$$

where the dimensionless Fröhlich coupling constant α is defined as:

$$\alpha := \frac{1}{2\hbar\omega_0} \frac{e^2}{4\pi\varepsilon_0} \sqrt{\frac{2m\omega_0}{\hbar}} \left(\frac{1}{\varepsilon_\infty} - \frac{1}{\varepsilon} \right). \quad (49)$$

Both of these correspond to the well-known formulas for a single Fröhlich polaron [10]. Analogously, four new dimensionless anharmonic coupling constants can be defined. If we assume the third order tensors are of the form (37), and define the dimensionless parameters T_0 , T_1 , T_2 and T_3 as follows:

$$T_n = \frac{(2\omega_0 \sqrt{\varepsilon_0})^n}{\hbar\omega_0} \left(\frac{1}{\varepsilon_\infty} - \frac{1}{\varepsilon} \right)^{-\frac{n}{2}} \left(\frac{\hbar m}{2\omega_0} \right)^{\frac{3}{4}} A_n, \quad (50)$$

and introduce the typical polaron length scale:

$$a_p := \sqrt{\frac{\hbar}{2m\omega_0}} \quad (51)$$

then the phonon frequency and interaction strengths for a cubic crystal can be written in a convenient analytic form:

$$\omega_{\mathbf{k}} = \omega_0 \quad (52)$$

$$V_{\mathbf{k}}^{(C)} = \frac{e^2}{2V\varepsilon_0\varepsilon_\infty} \frac{1}{|\mathbf{k}|^2}, \quad (53)$$

$$V_{\mathbf{k}}^{(F)} = \hbar\omega_0 \sqrt{\frac{4\pi\alpha a_p}{V}} \frac{1}{|\mathbf{k}|}, \quad (54)$$

$$V_{\mathbf{k},\mathbf{q}}^{(0)} = -i \frac{\hbar\omega_0}{6} \frac{a_p^{\frac{3}{2}}}{\sqrt{V}} T_0 \mathcal{E}_{ijl} n_i^{\mathbf{k}} n_j^{\mathbf{k}-\mathbf{q}} n_l^{\mathbf{q}}, \quad (55)$$

$$V_{\mathbf{k},\mathbf{q}}^{(1)} = -i \frac{\hbar\omega_0}{2} \frac{\sqrt{4\pi\alpha} a_p^2}{V} T_1 \mathcal{E}_{ijl} \frac{n_i^{\mathbf{k}} n_j^{\mathbf{k}-\mathbf{q}} n_l^{\mathbf{q}}}{|\mathbf{k} - \mathbf{q}|}, \quad (56)$$

$$V_{\mathbf{k},\mathbf{q}}^{(2)} = -i \frac{\hbar\omega_0}{2} \frac{4\pi\alpha a_p^{\frac{5}{2}}}{V^{\frac{3}{2}}} T_2 \mathcal{E}_{ijl} \frac{n_i^{\mathbf{k}} n_j^{\mathbf{k}-\mathbf{q}} n_l^{\mathbf{q}}}{|\mathbf{k}||\mathbf{q}|}, \quad (57)$$

$$V_{\mathbf{k},\mathbf{q}}^{(3)} = -i \frac{\hbar\omega_0}{6} \frac{(4\pi\alpha)^{\frac{3}{2}} a_p^3}{V^2} T_3 \mathcal{E}_{ijl} \frac{n_i^{\mathbf{k}} n_j^{\mathbf{k}-\mathbf{q}} n_l^{\mathbf{q}}}{|\mathbf{k}||\mathbf{k} - \mathbf{q}||\mathbf{q}|}. \quad (58)$$

All of these interaction strengths consist of a prefactor that fixes the units, a dimensionless scalar representing the relative strength of the interaction, and an analytic function of \mathbf{k} and/or \mathbf{q} . Unlike the coupling constant α , the anharmonic constants T_0 , T_1 , T_2 and T_3 cannot be readily written in terms of measurable quantities; however, they can still be obtained from first principle calculations.

It must be noted that, unlike the Coulomb and Fröhlich interactions, the anharmonic interaction strengths are no longer spherically symmetric. Indeed, they have an angular dependence through the components of the unit vectors $n_i^{\mathbf{k}}$, $n_j^{\mathbf{k}-\mathbf{q}}$ and $n_l^{\mathbf{q}}$. Despite this, the dependence on \mathbf{k} and \mathbf{q} is analytic, making these interaction strengths well suited for further theoretical investigations.

For the remainder of this article, we will consider a single polaron. In this case, the density operator becomes:

$$\hat{\rho}_{\mathbf{k}} = e^{i\mathbf{k} \cdot \hat{\mathbf{r}}_{\text{el}}}. \quad (59)$$

The diagrams on the bottom row of figure 1 all require more than 1 electron, since the electron cannot interact with its own field. Therefore, the three terms in the Hamiltonian

corresponding to these diagrams drop out, and we obtain the following simplified Hamiltonian for a single polaron:

$$\hat{H} := \hat{H}_{\text{exact}} + \hat{H}_F + \hat{H}_0 + \hat{H}_1 \quad (60)$$

$$\hat{H}_{\text{exact}} := \frac{\hat{\mathbf{p}}_{\text{el}}^2}{2m} + \sum_{\mathbf{k}} \hbar \omega_{\mathbf{k}} \left(\hat{b}_{\mathbf{k}}^\dagger \hat{b}_{\mathbf{k}} + \frac{1}{2} \right) \quad (61)$$

$$\hat{H}_F := \sum_{\mathbf{k} \neq 0} V_{\mathbf{k}}^{(F)} \left(\hat{b}_{\mathbf{k}}^\dagger + \hat{b}_{-\mathbf{k}} \right) \hat{\rho}_{-\mathbf{k}} \quad (62)$$

$$\hat{H}_0 := \sum_{\mathbf{k} \neq \mathbf{q} \neq 0} V_{\mathbf{k}, \mathbf{q}}^{(0)} \left(\hat{b}_{-\mathbf{k}}^\dagger + \hat{b}_{\mathbf{k}} \right) \left(\hat{b}_{\mathbf{k}-\mathbf{q}}^\dagger + \hat{b}_{-\mathbf{k}+\mathbf{q}} \right) \left(\hat{b}_{\mathbf{q}}^\dagger + \hat{b}_{-\mathbf{q}} \right) \quad (63)$$

$$\hat{H}_1 := \sum_{\mathbf{k} \neq \mathbf{q} \neq 0} V_{\mathbf{k}, \mathbf{q}}^{(1)} \left(\hat{b}_{-\mathbf{k}}^\dagger + \hat{b}_{\mathbf{k}} \right) \left(\hat{b}_{\mathbf{q}}^\dagger + \hat{b}_{-\mathbf{q}} \right) \hat{\rho}_{\mathbf{k}-\mathbf{q}}, \quad (64)$$

This Hamiltonian, along with the interaction strengths (54)-(56), is the central result of this article. It is the lowest order generalisation to the Fröhlich Hamiltonian (1), making all assumptions of its derivation except for the harmonic approximation. Omitting this approximation gives, to lowest order, two additional interaction terms. The first term, (63), is a 3-phonon interaction term due to the anharmonicity of the phonons. The second term, (64), is an “extended” interaction term, similar to the Fröhlich interaction but involving two phonons. Since the anharmonicity of the phonons can be included in the phonon frequency through first-principles calculations [19–21], the extended interaction term is the more interesting of the two.

III. PERTURBATION THEORY

In this section, we calculate the polaron energy using perturbation theory, up to first order in α and up to second order in T_0 and T_1 . The Hamiltonian (62)-(64) can be written as a sum of four contributions (61)-(64). The first contribution has known eigenstates and energy eigenvalues, while the other three terms are interaction terms and can be considered “small”. The eigenstates of the unperturbed Hamiltonian are product states of the electron eigenfunctions $|\psi(\mathbf{k}_{\text{el}})\rangle$, given in position basis by:

$$\langle \mathbf{r} | \psi(\mathbf{k}_{\text{el}}) \rangle = \frac{1}{\sqrt{V}} e^{i\mathbf{k}_{\text{el}} \cdot \mathbf{r}}, \quad (65)$$

and the phonon number states, which we will denote by applying the ladder operators $\hat{b}_{\mathbf{k}}$ and $\hat{b}_{\mathbf{k}}^\dagger$ to the phonon vacuum state $|\emptyset\rangle$.

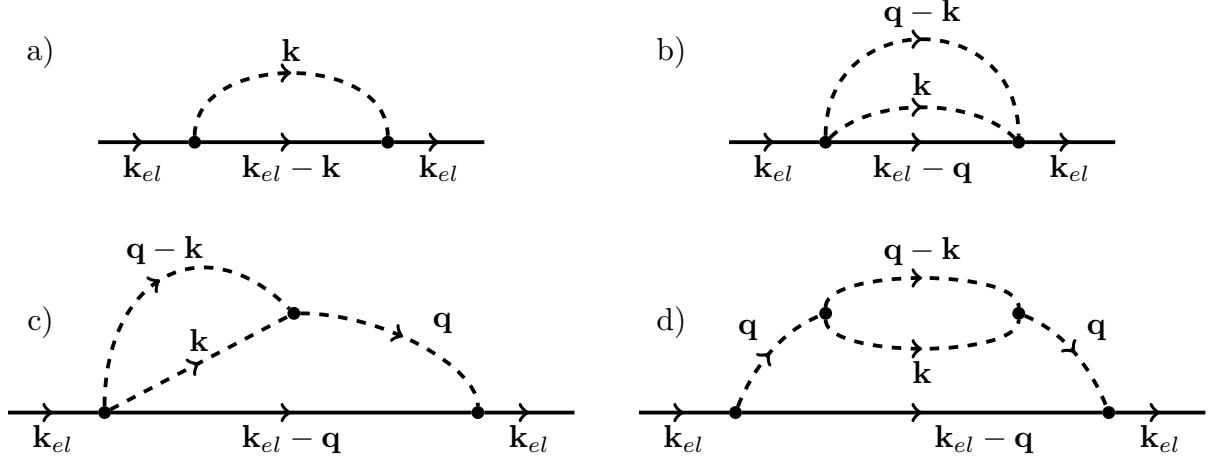


Figure 2. Diagrammatic representation of the contributions to the polaron energy, at zero temperature, and to first order in α and second order in T_0 and T_1 . The sunset diagram, shown in a), gives the energy of the Fröhlich polaron. Diagrams b) through d) contain two anharmonic interactions. Diagram c) appears with an extra factor 2 since the order of the interactions can be switched.

If we were to write the full perturbation series for the energy up to a certain order, we would find that a lot of the terms are either zero or of too high order. Instead, we will motivate which terms are nonzero and write only their contribution to the energy. Firstly, the energy must be real since the Hamiltonian is Hermitian - however, since the anharmonic interaction strengths $V_{\mathbf{k},\mathbf{q}}^{(0)}$ and $V_{\mathbf{k},\mathbf{q}}^{(1)}$ are imaginary (55)-(56), only terms with an even number of anharmonic matrix elements can occur. Secondly, since we are working up to first order in α and up to second order in T_0 and T_1 , we restrict ourselves to processes with at most two Fröhlich interactions and at most two anharmonic interactions. Finally, we work at temperature zero, so we demand that both the initial and final states have no phonons. Under these restrictions, only four distinct processes remain, which are shown in figure 2.

Using the following matrix elements:

$$\langle \psi(\mathbf{k}_{el}) | \hat{\rho}_{\mathbf{k}} | \psi(\mathbf{q}_{el}) \rangle = \delta_{\mathbf{k}_{el}, \mathbf{k} + \mathbf{q}_{el}}, \quad (66)$$

$$\langle \emptyset | \hat{b}_{\mathbf{q}} \hat{b}_{-\mathbf{k}} \hat{\rho}_{\mathbf{q}-\mathbf{k}} \hat{H}_1 | \emptyset \rangle = 2V_{\mathbf{k},\mathbf{q}}^{(1)}, \quad (67)$$

$$\langle \emptyset | \hat{b}_{\mathbf{q}} \hat{b}_{\mathbf{k}-\mathbf{q}} \hat{H}_0 \hat{b}_{\mathbf{k}}^\dagger | \emptyset \rangle = 6V_{\mathbf{k},\mathbf{q}}^{(0)}, \quad (68)$$

we can obtain the energy contributions of these diagrams:

$$E_a(\mathbf{k}_{el}) = \frac{-1}{\hbar\omega_0 a_p^2} \sum_{\mathbf{k}} \frac{|V_{\mathbf{k}}^{(F)}|^2}{\mathbf{k}^2 - \mathbf{k}_{el} \cdot \mathbf{k} + a_p^{-2}}, \quad (69)$$

$$E_b(\mathbf{k}_{el}) = \frac{-4}{\hbar\omega_0 a_p^2} \sum_{\mathbf{k}, \mathbf{q}} \frac{|V_{\mathbf{k}, \mathbf{k}-\mathbf{q}}^{(1)}|^2}{\mathbf{q}^2 - \mathbf{k}_{el} \cdot \mathbf{q} + 2a_p^{-2}}, \quad (70)$$

$$E_c(\mathbf{k}_{el}) = \frac{24}{(\hbar\omega_0 a_p^2)^2} \sum_{\mathbf{k}, \mathbf{q}} \frac{V_{\mathbf{k}, \mathbf{k}-\mathbf{q}}^{(1)} V_{\mathbf{k}, \mathbf{q}}^{(0)} V_{\mathbf{q}}^{(F)}}{(\mathbf{q}^2 - \mathbf{k}_{el} \cdot \mathbf{q} + 2a_p^{-2}) (\mathbf{q}^2 - \mathbf{k}_{el} \cdot \mathbf{q} + a_p^{-2})}, \quad (71)$$

$$E_d(\mathbf{k}_{el}) = \frac{-36}{(\hbar\omega_0 a_p^2)^2} \sum_{\mathbf{k}, \mathbf{q}} \frac{|V_{\mathbf{q}}^{(F)}|^2 |V_{\mathbf{k}, \mathbf{q}}^{(0)}|^2}{(\mathbf{q}^2 - \mathbf{k}_{el} \cdot \mathbf{q} + 2a_p^{-2}) (\mathbf{q}^2 - \mathbf{k}_{el} \cdot \mathbf{q} + a_p^{-2})^2}. \quad (72)$$

In addition, since the unperturbed system contains a free electron, we get an additional contribution $\frac{\hbar^2 k_{el}^2}{2m}$ to the energy. The sums over \mathbf{k} and \mathbf{q} can be transformed into integrals using $\sum_{\mathbf{k}} f(\mathbf{k}) \rightarrow \frac{V}{(2\pi)^3} \int f(\mathbf{k}) d^3\mathbf{k}$. Additionally, we make the integrals dimensionless using the polaron length scale (51), and redefine $\tilde{\mathbf{k}}_{el} := a_p \mathbf{k}_{el}$. Then, adding all the contributions (69)-(72) together, and using equations (54)-(56) for the interaction strengths, the energy of the polaron can be written as follows:

$$\begin{aligned} \frac{E(\tilde{\mathbf{k}}_{el})}{\hbar\omega_0} &\approx \tilde{k}_{el}^2 - \frac{\alpha}{2\pi^2} \int \frac{1}{\tilde{q}^2 (\tilde{q}^2 - 2\tilde{\mathbf{k}}_{el} \cdot \tilde{\mathbf{q}} + 1)} d^3\tilde{\mathbf{q}} \\ &\quad - \frac{\alpha}{16\pi^5} \int \frac{\left(T_1 + \frac{T_0}{\tilde{q}^2 - 2\tilde{\mathbf{k}}_{el} \cdot \tilde{\mathbf{q}} + 1}\right)^2}{\tilde{q}^2 (\tilde{q}^2 - 2\tilde{\mathbf{k}}_{el} \cdot \tilde{\mathbf{q}} + 2)} \left[\int \left(\mathcal{E}_{ijl} n_i^{\tilde{\mathbf{k}}} n_j^{\tilde{\mathbf{k}}-\tilde{\mathbf{q}}} n_l^{\tilde{\mathbf{q}}}\right)^2 d^3\tilde{\mathbf{k}} \right] d^3\tilde{\mathbf{q}}. \end{aligned} \quad (73)$$

The first integral can be straightforwardly performed to give [10]:

$$\frac{\alpha}{2\pi^2} \int \frac{1}{\tilde{q}^2 (\tilde{q}^2 - 2\tilde{\mathbf{k}}_{el} \cdot \tilde{\mathbf{q}} + 1)} d^3\tilde{\mathbf{q}} = \alpha \frac{\arcsin(\tilde{k}_{el})}{\tilde{k}_{el}}. \quad (74)$$

The integral between square brackets is somewhat more subtle; we defer its calculation to appendix A. Interestingly, the integrand does not converge to 0 as $|\mathbf{k}| \rightarrow +\infty$: we can avoid a divergent result by restricting the domain of $\tilde{\mathbf{k}}$ to the first Brillouin zone. The result is:

$$\int \left(\mathcal{E}_{ijl} n_i^{\tilde{\mathbf{k}}} n_j^{\tilde{\mathbf{k}}-\tilde{\mathbf{q}}} n_l^{\tilde{\mathbf{q}}}\right)^2 d^3\tilde{\mathbf{k}} = \frac{4}{15} \frac{(2\pi)^3}{\tilde{V}_0}, \quad (75)$$

where the dimensionless volume of the unit cell is defined by:

$$\tilde{V}_0 = \frac{V_0}{a_p^3}. \quad (76)$$

The remaining integral over $\tilde{\mathbf{q}}$ is perfectly straightforward and can be calculated similarly to the first integral. We finally obtain the following energy dispersion:

$$\begin{aligned} \frac{E(\tilde{\mathbf{k}}_{\text{el}})}{\hbar\omega_0} &= \tilde{k}_{\text{el}}^2 - \alpha \frac{\arcsin(\tilde{k}_{\text{el}})}{\tilde{k}_{\text{el}}} \\ &\quad - \frac{4\alpha}{15\tilde{V}_0} \left[(T_1 - T_0)^2 \frac{\arcsin\left(\frac{\tilde{k}_{\text{el}}}{\sqrt{2}}\right)}{\tilde{k}_{\text{el}}} + T_0 (2T_1 - T_0) \frac{\arcsin(\tilde{k}_{\text{el}})}{\tilde{k}_{\text{el}}} + \frac{1}{2} T_0^2 \frac{1}{\sqrt{1 - \tilde{k}_{\text{el}}^2}} \right]. \end{aligned} \quad (77)$$

This energy dispersion can be expanded up to second order to obtain the ground state energy and effective mass of the polaron:

$$\frac{E(\tilde{\mathbf{k}}_{\text{el}})}{\hbar\omega_0} \approx \frac{E(0)}{\hbar\omega_0} + \frac{m}{m_{\text{eff}}} \tilde{k}_{\text{el}}^2 + O(\tilde{k}_{\text{el}}^4), \quad (78)$$

$$\frac{E(0)}{\hbar\omega_0} \approx -\alpha - \frac{2\sqrt{2}}{15} \frac{\alpha}{\tilde{V}_0} \left[T_1^2 + 2(\sqrt{2} - 1) T_0 T_1 + \left(1 - \frac{1}{\sqrt{2}}\right) T_0^2 \right] + O(\alpha^2), \quad (79)$$

$$\frac{m_{\text{eff}}}{m} \approx 1 + \frac{\alpha}{6} + \frac{1}{45\sqrt{2}} \frac{\alpha}{\tilde{V}_0} \left[T_1^2 + 2(2\sqrt{2} - 1) T_0 T_1 + (\sqrt{2} + 1) T_0^2 \right] + O(\alpha^2). \quad (80)$$

The first terms in these expressions are the well-known results for the ground state energy and effective mass of the Fröhlich polaron. The remaining terms are the corrections due to the anharmonic terms (63)-(64). The correction terms are proportional to $\alpha \sim e^2$ and combinations of squares of the anharmonic parameters A_0 and A_1 , in accordance to the results of [25]. We find a prefactor \tilde{V}_0^{-1} from the renormalisation of the integral (75), in contrast to the prefactor $\tilde{V}_0^{-\frac{2}{3}}$ found by Kussow [25].

Figure 3 shows the ground state energy and effective mass of the polaron in the small coupling limit $\alpha \lesssim 1$. It is clear that the 3-phonon interaction $V_{\mathbf{k},\mathbf{q}}^{(0)}$ and the 2-phonon-1-electron interaction $V_{\mathbf{k},\mathbf{q}}^{(1)}$ can both lower the ground state energy and increase the effective mass quite significantly, even for relatively small values of T_0 and T_1 .

IV. PATH INTEGRAL TREATMENT

The results from the previous section are useful in the case of weak coupling ($\alpha \lesssim 1$). However, plenty of polar solids have stronger electron-phonon coupling. For this case, the ground state energy of the polaron can be calculated using any of several variational methods, including the Lee-Low-Pines method [33], the Landau-Pekar method [2, 34], and the Feynman path integral method [26]. The Lee-Low-Pines and the Landau-Pekar methods

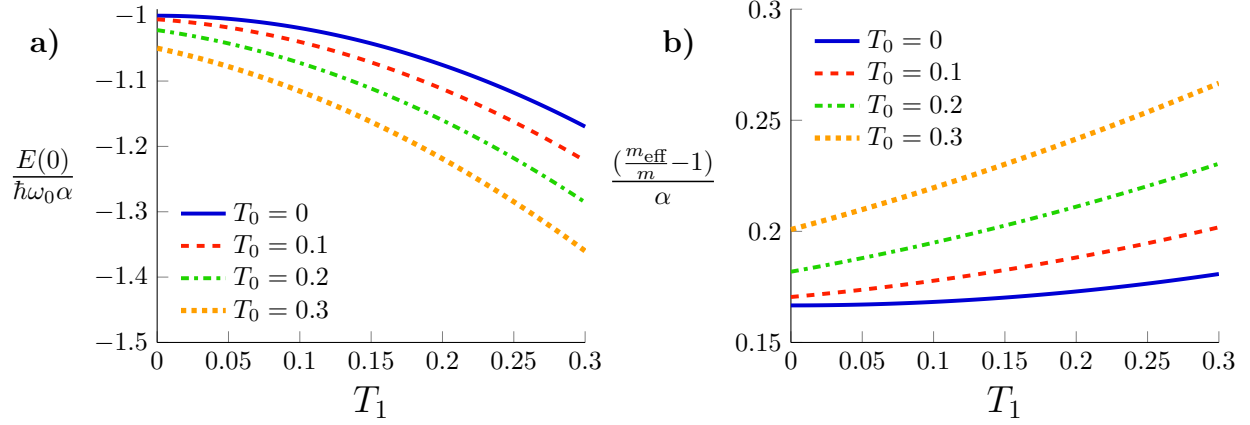


Figure 3. a) Ground state energy and b) effective mass of the polaron obtained through lowest order perturbation theory, as a function of the anharmonic parameters T_0 and T_1 . A typical value of $\tilde{V}_0 = 0.1$ was used: this corresponds to the dimensionless volume of the zincblende unit cell [30–32]

both propose coherent phonon states as their variational ground state, which is inadequate for the description of the extended Hamiltonian (62)-(64). Therefore, we will calculate the ground state energy using the path integral method, which treats the phonons exactly and is known to give good results for the harmonic problem at all coupling strengths [35, 36]. Since only path integrals quadratic in the phonon coordinates can be calculated exactly, we must limit ourselves to the case where $T_0 = 0$ and neglect the three-phonon terms; however, these can be treated separately and included in a renormalized phonon frequency [19–21].

A. Path integral over the phonons

The path integral method has recently been applied to the Bose polaron in ultracold gases [8] where an interaction term similar to (64) is present; this derivation follows the same general idea. This part of the derivation is valid for general functions $\omega_{\mathbf{k}}$, $V_{\mathbf{k}}^{(F)}$ and $V_{\mathbf{k},\mathbf{q}}^{(1)}$. In the path integral formalism, the partition sum Z at finite inverse temperature β can be written as a quantum statistical path integral over the electron and phonon coordinates:

$$Z = \int \mathcal{D}\mathbf{r}(\tau) \int \mathcal{D}q_{\mathbf{k}}(\tau) \exp \left(-\frac{1}{\hbar} \int_0^{\hbar\beta} L(q_{\mathbf{k}}(\tau), \dot{q}_{\mathbf{k}}(\tau), \mathbf{r}(\tau), \dot{\mathbf{r}}(\tau)) d\tau \right), \quad (81)$$

where the imaginary time Lagrangian L can be found by writing equations (18)-(19) in terms of phonon coordinates $q_{\mathbf{k}}$ and $\dot{q}_{\mathbf{k}}$ instead of creation and annihilation operators, calculating the energy density again, and making the substitution $t \rightarrow -i\tau$. Introducing an arbitrary phonon mass m_{ph} and assuming $V_{\mathbf{k},\mathbf{q}}^{(0)} \approx 0$, the Lagrangian is given by:

$$L(q_{\mathbf{k}}(\tau), \dot{q}_{\mathbf{k}}(\tau), \mathbf{r}(\tau), \dot{\mathbf{r}}(\tau)) = \frac{m}{2} \dot{\mathbf{r}}^2 + \sum_{\mathbf{k}} \frac{m_{\text{ph}}}{2} (\dot{q}_{\mathbf{k}}^* \dot{q}_{\mathbf{k}} + \omega_{\mathbf{k}}^2 q_{\mathbf{k}}^* q_{\mathbf{k}}) + \text{Re} \left[\sum_{\mathbf{k}} \sqrt{\frac{2m_{\text{ph}}\omega_{\mathbf{k}}}{\hbar}} V_{\mathbf{k}} \rho_{\mathbf{k}} q_{\mathbf{k}} \right] \\ + \text{Re} \left[\sum_{\mathbf{k},\mathbf{k}'} \frac{2m_{\text{ph}}\sqrt{\omega_{\mathbf{k}}\omega_{\mathbf{k}'}}}{\hbar} V_{\mathbf{k},\mathbf{k}'}^{(1)} \rho_{\mathbf{k}-\mathbf{k}'} q_{\mathbf{k}} q_{\mathbf{k}'}^* \right]. \quad (82)$$

This Lagrangian is quadratic in the phonon coordinates $q_{\mathbf{k}}(\tau)$, so its path integral can be evaluated exactly [8]. This is most easily done by expanding the phonon and electron coordinates in a Fourier-Matsubara series:

$$q_{\mathbf{k}}(\tau) = \sum_n c_{\mathbf{k},n} e^{i\omega_n \tau}, \quad (83)$$

$$\rho_{\mathbf{k}}(\tau) = \sum_n f_{\mathbf{k},n} e^{i\omega_n \tau}. \quad (84)$$

where the bosonic Matsubara frequencies are given by $\omega_n = \frac{2\pi n}{\hbar\beta}$. Then, the coefficients $c_{\mathbf{k},n}$ can be integrated over the complex plane to perform the path integral. If we consider the pair $\{\mathbf{k}, n\}$ to be a single index, this integral will be a multivariate Gaussian integral, which has a well-known expression. A straightforward calculation yields that, if we define the “matrix” A and the “vector” B as follows:

$$A_{\mathbf{k},n,\mathbf{k}',n'} = \frac{m_{\text{ph}}}{2} (\omega_n^2 + \omega_{\mathbf{k}}^2) \delta_{\mathbf{k},\mathbf{k}'} \delta_{n,n'} + \frac{2m_{\text{ph}}\sqrt{\omega_{\mathbf{k}}\omega_{\mathbf{k}'}}}{\hbar} V_{\mathbf{k},\mathbf{k}'}^{(1)} f_{\mathbf{k}-\mathbf{k}',n-n'}, \quad (85)$$

$$B_{\mathbf{k},n} = \sqrt{\frac{2m_{\text{ph}}\omega_{\mathbf{k}}}{\hbar}} V_{\mathbf{k}} f_{\mathbf{k},n}. \quad (86)$$

then the path integral over the phonons can be written as follows:

$$\int \mathcal{D}q_{\mathbf{k}}(\tau) \exp \left(-\frac{1}{\hbar} \int_0^{\hbar\beta} L(q_{\mathbf{k}}(\tau), \dot{q}_{\mathbf{k}}(\tau), \mathbf{r}(\tau), \dot{\mathbf{r}}(\tau)) d\tau \right) \quad (87)$$

$$\sim \int_{\mathbb{C}} \exp \left(-\beta \text{Re} \left[\sum_{\mathbf{k},\mathbf{k}',n,n'} c_{\mathbf{k},m} A_{\mathbf{k},n,\mathbf{k}',n'} c_{\mathbf{k}',n'}^* + \sum_{\mathbf{k},n} B_{\mathbf{k},n} c_{\mathbf{k},n} \right] \right) dc_{\mathbf{k},n}, \quad (88)$$

$$\sim \frac{1}{\det(A)} \exp \left(\frac{m_{\text{ph}}\beta}{2\hbar^2} \sum_{\mathbf{k},n,\mathbf{k}',n'} \sqrt{\omega_{\mathbf{k}}\omega_{\mathbf{k}'}} \tilde{V}_{\mathbf{k}}^* f_{\mathbf{k},n}^* A_{\mathbf{k},n,\mathbf{k}',n'}^{-1} f_{\mathbf{k}',n'} V_{\mathbf{k}'} \right). \quad (89)$$

The determinant in this expression can be rewritten in an exponential form, using $\det(A) = e^{\text{Tr}[\ln(A)]}$. To continue, the inverse and logarithm of the matrix A must be calculated, which

cannot be done in closed form. However, since A is the sum of a diagonal matrix and an additional small term, we can use the series definitions for the inverse and the logarithm to continue. The prefactor can be obtained by comparing to the known case [37] where $\rho_{\mathbf{k}} = V_{\mathbf{k},\mathbf{k}'}^{(1)} = 0$. Additionally, expressions (83)-(84) can be used to convert our expressions back to imaginary time. All of these calculations are perfectly straightforward, and the final result can be written in terms of an effective action functional for only the electron:

$$Z = \left(\prod_{\mathbf{k}} \frac{1}{2 \sinh(\frac{\hbar\beta\omega_{\mathbf{k}}}{2})} \right) \int \mathcal{D}\mathbf{r}(\tau) \exp \left(-\frac{1}{\hbar} S_{\text{eff}}[\mathbf{r}(\tau)] \right), \quad (90)$$

$$S_{\text{eff}}[\mathbf{r}(\tau)] = \int_0^{\hbar\beta} \frac{1}{2} m \dot{\mathbf{r}}^2 d\tau - \hbar \sum_{n=0}^{+\infty} (-1)^n O_n - \hbar \sum_{n=1}^{+\infty} \frac{(-1)^n}{n} \tilde{O}_n. \quad (91)$$

Similar to [8], the effective action is written in a series form, and the terms O_n and \tilde{O}_n represent scattering processes. O_n and \tilde{O}_n are both dimensionless functionals of $\mathbf{r}(\tau)$ of n -th order in $V_{\mathbf{k},\mathbf{q}}^{(1)}$, and are given explicitly by the following expressions:

$$O_n[\mathbf{r}(\tau)] := \frac{1}{8} \left(\frac{2}{\hbar} \right)^{n+2} \sum_{\mathbf{k}_1, \dots, \mathbf{k}_{n+1}} \int_0^{\hbar\beta} d\tau_1 \dots \int_0^{\hbar\beta} d\tau_{n+2} V_{\mathbf{k}_1}^* V_{\mathbf{k}_1, \mathbf{k}_2}^{(1)} \dots V_{\mathbf{k}_n, \mathbf{k}_{n+1}}^{(1)} V_{\mathbf{k}_{n+1}} \times \quad (92)$$

$$\times \rho_{\mathbf{k}_1}^*(\tau_1) \rho_{\mathbf{k}_1 - \mathbf{k}_2}(\tau_2) \dots \rho_{\mathbf{k}_n - \mathbf{k}_{n+1}}(\tau_{n+1}) \rho_{\mathbf{k}_{n+1}}(\tau_{n+2}) G_{\mathbf{k}_1}(\tau_1 - \tau_2) \dots G_{\mathbf{k}_{n+1}}(\tau_{n+1} - \tau_{n+2}),$$

$$\tilde{O}_n[\mathbf{r}(\tau)] := \left(\frac{2}{\hbar} \right)^n \sum_{\mathbf{k}_1, \dots, \mathbf{k}_n} \int_0^{\hbar\beta} d\tau_1 \dots \int_0^{\hbar\beta} d\tau_n V_{\mathbf{k}_1, \mathbf{k}_2}^{(1)} V_{\mathbf{k}_2, \mathbf{k}_3}^{(1)} \dots V_{\mathbf{k}_n, \mathbf{k}_1}^{(1)} \times \quad (93)$$

$$\times \rho_{\mathbf{k}_1 - \mathbf{k}_2}(\tau_1) \rho_{\mathbf{k}_2 - \mathbf{k}_3}(\tau_2) \dots \rho_{\mathbf{k}_n - \mathbf{k}_1}(\tau_n) G_{\mathbf{k}_1}(\tau_n - \tau_1) G_{\mathbf{k}_2}(\tau_1 - \tau_2) \dots G_{\mathbf{k}_n}(\tau_{n-1} - \tau_n),$$

where the dimensionless phonon Green's function is given by:

$$G_{\mathbf{k}}(\tau) := \frac{2\omega_{\mathbf{k}}}{\hbar\beta} \sum_n \frac{e^{i\omega_n \tau}}{\omega_n^2 + \omega_{\mathbf{k}}^2} = \frac{\cosh \left(\omega_{\mathbf{k}} \left(\frac{\hbar\beta}{2} - |\tau| \right) \right)}{\sinh \left(\frac{\hbar\beta\omega_{\mathbf{k}}}{2} \right)}. \quad (-\hbar\beta < \tau < \hbar\beta) \quad (94)$$

Some remarks must be made about the expressions (90) and (91) for the partition sum and the effective action. Firstly, the prefactor in (90) is simply the partition sum of the free phonon field, which will contribute $\frac{\hbar\omega_{\mathbf{k}}}{2}$ to the ground state energy for each phonon mode. This divergent ground state energy does not contain the coordinate $\mathbf{r}(\tau)$ and can therefore be dropped. A similar thing can be said about $\tilde{O}_1[\mathbf{r}(\tau)]$. In [8], this term is dubbed the ‘vacuum polarization term’ and is denoted by \tilde{O}_0 instead of \tilde{O}_1 . From (93), one can see it also does not depend on the electron coordinate:

$$\tilde{O}_1[\mathbf{r}(\tau)] = 2\beta \sum_{\mathbf{k}} V_{\mathbf{k},\mathbf{k}}^{(1)} \coth \left(\frac{\hbar\beta\omega_{\mathbf{k}}}{2} \right). \quad (95)$$

In our case, we have $V_{\mathbf{k},\mathbf{k}}^{(1)} = 0$, so the term is zero anyway: this means that in expression (91), we can let the second sum start at $n = 2$.

B. Variational principle for the free energy

So far, no approximations have been made other than $V_{\mathbf{k},\mathbf{q}}^{(0)} = 0$: the phonons have been treated exactly, and the problem is reduced to the single path integral (90) over the electron coordinate. This path integral is too complicated to calculate analytically, even in the harmonic problem. However, the Jensen-Feynman variational inequality [26, 37] can be used to estimate the free energy F of the problem. Given any model system with action $S_0[\mathbf{r}(\tau)]$, it holds that F is bounded by:

$$F \leq F_0 + \frac{1}{\hbar\beta} \langle S - S_0 \rangle, \quad (96)$$

where F_0 is the free energy of the model system, and the sharp brackets denote an expectation value with respect to this model system. It is common [8, 26, 38] to use a model system where the electron is coupled to a fictitious “phonon” mass M by a spring with spring constant MW^2 : the mass M and the frequency W are variational parameters. This model system is quadratic in $\mathbf{r}(\tau)$, so it is possible to calculate the required expectation values. The action of this model system can be written in terms of only the electron coordinate by tracing out the fictitious phonon coordinate, yielding

$$S_0 = \int_0^{\hbar\beta} \frac{m}{2} \dot{\mathbf{r}}(\tau)^2 d\tau + \frac{mW(\Omega^2 - W^2)}{8} \int_0^{\hbar\beta} \int_0^{\hbar\beta} \frac{\cosh\left(W\left(\frac{\hbar\beta}{2} - |\tau - \tau'|\right)\right)}{\sinh\left(\frac{W\hbar\beta}{2}\right)} |\mathbf{r}(\tau) - \mathbf{r}(\tau')|^2 d\tau d\tau', \quad (97)$$

where $\Omega := W\sqrt{1 + \frac{M}{m}}$ replaces M as variational parameter.

All the expectation values relevant to this article can be calculated from the memory function [8, 38], which is given by:

$$\langle \rho_{\mathbf{k}}^*(\tau) \rho_{\mathbf{k}}(\tau') \rangle := \exp\left(-\frac{\hbar}{2m} k^2 D(\tau - \tau')\right), \quad (98)$$

where the function $D(\tau)$ is defined as:

$$D(\tau) := \frac{W^2}{\Omega^2} \left(|\tau| - \frac{|\tau|^2}{\hbar\beta} \right) + \frac{1}{\Omega} \left(1 - \frac{W^2}{\Omega^2} \right) \frac{\cosh\left(\Omega\frac{\hbar\beta}{2}\right) - \cosh\left(\Omega\left(\frac{\hbar\beta}{2} - |\tau|\right)\right)}{\sinh\left(\Omega\frac{\hbar\beta}{2}\right)}. \quad (99)$$

From this expectation value, the free energy F_0 and the expectation value $\langle S_0 \rangle$ can be evaluated exactly. These quantities only depend on the model system and not on the effective

action (91), and have been calculated before [8, 38, 39]. Using these in the Jensen-Feynman inequality (96), the variational upper bound for the polaron free energy can be written as:

$$F \leq \frac{3}{\beta} \ln \left(\frac{W}{\Omega} \frac{\sinh \left(\frac{\hbar \beta \Omega}{2} \right)}{\sinh \left(\frac{\hbar \beta W}{2} \right)} \right) - \frac{3}{4} \hbar \Omega \left(1 - \frac{W^2}{\Omega^2} \right) \left[\coth \left(\frac{\hbar \beta \Omega}{2} \right) - \frac{2}{\hbar \beta \Omega} \right] - \frac{1}{\beta} \sum_{n=0}^{+\infty} (-1)^n \langle O_n \rangle - \frac{1}{\beta} \sum_{n=2}^{+\infty} \frac{(-1)^n}{n} \langle \tilde{O}_n \rangle. \quad (100)$$

Finally, taking the temperature zero limit ($\beta \rightarrow +\infty$), the following variational principle for the ground state energy of the polaron is obtained:

$$\frac{E(0)}{\hbar \omega_0} \leq \frac{3}{4\omega_0} \frac{(\Omega - W)^2}{\Omega} - \lim_{\beta \rightarrow +\infty} \frac{1}{\hbar \omega_0 \beta} \sum_{n=0}^{+\infty} (-1)^n \langle O_n \rangle - \lim_{\beta \rightarrow +\infty} \frac{1}{\hbar \omega_0 \beta} \sum_{n=2}^{+\infty} \frac{(-1)^n}{n} \langle \tilde{O}_n \rangle. \quad (101)$$

The problem is reduced to calculating the expectation values $\langle O_n \rangle$ and $\langle \tilde{O}_n \rangle$ with respect to the model action using equation (98). These expectation values will be functions of the variational parameters W and Ω . Once these expectation values are calculated, (101) can be minimized with respect to W and Ω to obtain an estimate of the polaron ground state energy.

C. Calculation of the expectation values

The calculation of the general expectation values $\langle O_n \rangle$ and $\langle \tilde{O}_n \rangle$ is a hard problem for the interaction strengths given by (54) and (56), mostly due to the high dimensional integrals that appear. In [8], a random phase approximation is made that allows analytical resummation of expression (101) if the interaction strength factorizes as $V_{\mathbf{k},\mathbf{q}}^{(1)} \sim V_{\mathbf{k}}^{(F)} V_{\mathbf{q}}^{(F)}$. Since this is not the case for (56), we will instead consider the case $T_1 \ll 1$ and calculate only the contributions to the ground state energy up to order T_1^2 .

First, we note that for the interaction strengths given by (54)-(56), the odd order expectation values $\langle O_{2n+1} \rangle$ and $\langle \tilde{O}_{2n+1} \rangle$ are zero due to antisymmetry. This means only $\langle O_0 \rangle$, $\langle O_2 \rangle$, and $\langle \tilde{O}_2 \rangle$ have to be calculated. $\langle O_0 \rangle$ is the contribution from the Fröhlich action and can be calculated straightforwardly using (98). Similarly, $\langle \tilde{O}_2 \rangle$ can be calculated using the

(98) and the result from appendix A. The results are:

$$\langle O_0 \rangle = \hbar\omega_0\beta \frac{\alpha}{\sqrt{\pi}} \int_0^{\frac{\hbar\beta}{2}} \frac{G(\tau)}{\sqrt{\frac{D(\tau)}{\omega_0}}} d\tau, \quad (102)$$

$$\langle \tilde{O}_2 \rangle = \hbar\omega_0\beta \frac{8}{15\sqrt{\pi}} \frac{\alpha T_1^2}{\tilde{V}_0} \int_0^{\frac{\hbar\beta}{2}} \frac{G(\tau)^2}{\sqrt{\frac{D(\tau)}{\omega_0}}} d\tau. \quad (103)$$

As before, the volume of the unit cell \tilde{V}_0 appears to renormalize the divergent integral (75), so $\langle \tilde{O}_2 \rangle$ will be large in the continuum limit. $\langle O_2 \rangle$ is also of order T_1^2 and is quite difficult to compute, but does not contain this factor \tilde{V}_0 and can therefore be neglected. With these expectation values, equation (101) for the variational upper bound becomes:

$$\frac{E_0}{\hbar\omega_0} \lesssim \frac{3}{4} \frac{(v-w)^2}{v} - \frac{\alpha}{\sqrt{\pi}} \int_0^{+\infty} \frac{e^{-\sigma} + \frac{4}{15} \frac{T_1^2}{\tilde{V}_0} e^{-2\sigma}}{\sqrt{\frac{w^2}{v^2} \sigma + \left(1 - \frac{w^2}{v^2}\right) \frac{1-e^{-v\sigma}}{v}}} d\sigma. \quad (104)$$

where $w := \frac{W}{\omega_0}$ and $v := \frac{\Omega}{\omega_0}$ are the new dimensionless variational parameters. The result reduces immediately to the Feynman ground state energy [26] if $T_1 = 0$. It must be noted that the variational inequality may no longer hold, since several terms which may be positive were neglected in (101).

The ground state energy is obtained by numerically minimizing equation (104): the result is shown in figure 4a). In the weak coupling limit $\alpha \ll 1$, the ground state energy is minimized by $v = w$ [26]: then (104) reduces to the perturbation theory result (79) with $T_0 = 0$ as can be seen on figure 4a). Similar to the perturbation theory result, the ground state energy is significantly lowered by the anharmonic interaction. This effect is even more dramatic in the strong coupling regime $\alpha \gg 1$.

Once the variational parameters v and w are chosen in such a way that they minimize the ground state energy, they may be used to calculate a range of other properties of the polaron. One of these is the polaron radius [38]:

$$r_0 = \sqrt{\langle \mathbf{r}(\tau)^2 \rangle} = \sqrt{\frac{\hbar}{2m\omega_0}} \frac{3}{v} \left(1 - \frac{w^2}{v^2}\right). \quad (105)$$

Another is the effective mass, which can be estimated by replacing the memory function (98) by the following expression, where \mathbf{u} represents the velocity of the electron [8, 26, 38]:

$$\langle \rho_{\mathbf{k}}^*(\tau) \rho_{\mathbf{k}}(\tau') \rangle := \exp \left(-\frac{\hbar}{2m} k^2 D(\tau - \tau') + i \mathbf{k} \cdot \mathbf{u} (\tau - \tau') \right). \quad (106)$$

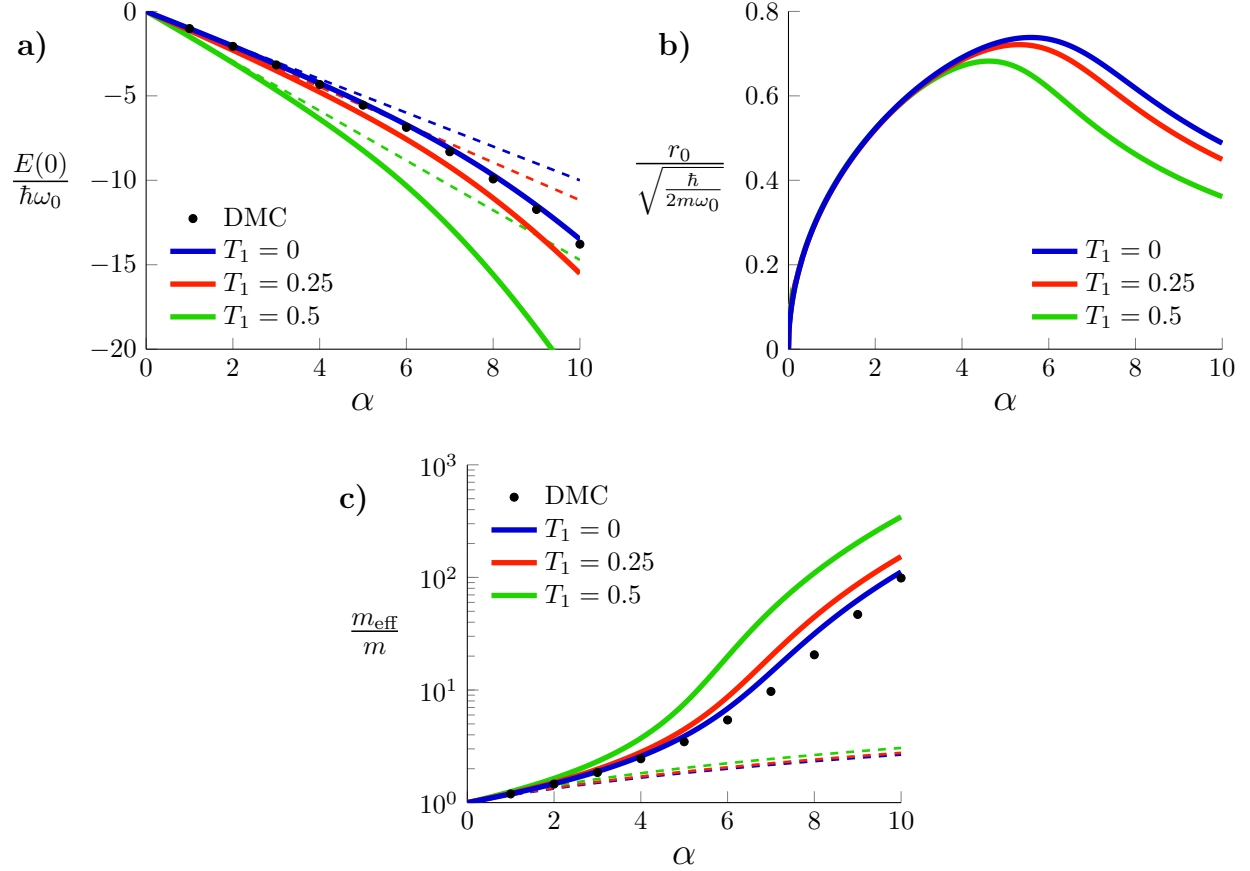


Figure 4. a) Ground state energy, b) radius, and c) effective mass of the polaron from Feynman's variational method with $T_0 = 0$ and $\tilde{V}_0 = 0.1$. Dashed lines represent the perturbation theory result (79)-(80). Note that the effective mass is plotted on a logarithmic scale. Figures a) and c) also shows the result obtained by the Diagrammatic Monte Carlo method [36] for the harmonic problem ($T_1 = 0$). This shows the remarkable accuracy of the Feynman variational method for the ground state energy at all coupling strengths, but also reveals the inaccuracy of the effective mass in the intermediate coupling regime.

The calculations have to be redone with this form of the memory function, up to order u^2 . Eventually, the ground state energy will gain an extra term of the form $\frac{1}{2}m_{\text{eff}}u^2$, where the prefactor can be interpreted as the effective mass of the polaron. The resulting expression is:

$$\frac{m_{\text{eff}}}{m} = 1 + \frac{\alpha}{3\sqrt{\pi}} \int_0^{+\infty} \frac{\sigma^2 \left(e^{-\sigma} + \frac{4}{15} \frac{T_1^2}{\tilde{V}_0} e^{-2\sigma} \right)}{\left(\frac{w^2}{v^2} \sigma + \left(1 - \frac{w^2}{v^2} \right) \frac{1 - e^{-v\sigma}}{v} \right)^{\frac{3}{2}}} d\sigma. \quad (107)$$

The polaron radius and the effective mass are shown in figure 4b) and 4c). Just like the

ground state energy, the effective mass is significantly increased by T_1 in the strong coupling regime. The polaron radius remains unaffected by the anharmonic interaction strength T_1 in the weak coupling regime, until a certain value α_0 near $\alpha \sim 6$ is reached. In the regime $\alpha > \alpha_0$, the effective mass increases strongly and the polaron radius decreases, even for the harmonic polaron. This turning point can be interpreted as the transition from a large polaron to a small polaron [40]. From both figures 4b) and 4c), it can be seen that the large to small polaron transition occurs at lower values of α when the anharmonic interaction is introduced.

V. DISCUSSION AND CONCLUSIONS

The main result of this paper is the Hamiltonian (62)-(64) for a single polaron in a cubic crystal with third-order anharmonicity. The derivation is presented in such a way that it can be straightforwardly generalized to the case of multiple polarons, general crystal symmetries, and higher order anharmonic terms. If cubic symmetry is assumed, the harmonic interaction strengths and the phonon frequency are isotropic and reduce to the Fröhlich form as expected [10]. However, it is not enough to make the anharmonic interaction strengths (55)-(58) isotropic, and index notation is still required despite the cubic symmetry.

The Hamiltonian (62)-(64) for a single polaron contains two unknown dimensionless material parameters T_0 and T_1 , which characterize the relative strength of the two anharmonic interactions. Although T_0 is presumably linked to the Grüneisen constant γ_{LO} of the longitudinal optical phonons, we found no way to directly link T_0 and T_1 to experimentally available material parameters. Therefore even an order of magnitude estimate of T_0 and T_1 , and any quantitative comparison to experiments, is difficult. In addition to this, all treatments of anharmonic polarons besides that of Kussow [25] have focused on small polarons [22–24], so any comparison with these results would have to be qualitative anyway.

We based our work on Kussow [25], who also derives a Hamiltonian of the form (64). Our expression for the interaction strength (56) does not match the expression in [25], for two reasons. Firstly, [25] uses the following form for the tensor $A_{ijk}^{(1)}$:

$$A_{ijl}^{(1)} = A_1 \delta_{ijl}, \quad \text{where } \delta_{ijl} = \begin{cases} 1 & \text{if } i = j = l, \\ 0 & \text{otherwise.} \end{cases} \quad (108)$$

instead of the correct form (37). Additionally, the final integral in their derivation (equation

40 in [25]) is incorrectly calculated using Green's theorem. Despite this, the Hamiltonian in [25] is still of the correct order of magnitude, so their results should still be qualitatively correct. Indeed, in [25] it is also concluded that the ground state energy is lowered and the effective mass is increased by the anharmonic interaction, and that the transition to a small polaron occurs at lower values of α if the anharmonic interaction is present. These qualitative results are also seen for the small polaron if an asymmetric on-site potential is used [22]. Interestingly, the effects of anharmonicity seem to be reversed if a quartic potential is used [23] instead of a cubic potential. It could be interesting to see if similar results are found if the internal energy (6) is expanded up to fourth order and a crystal with inversion symmetry is considered.

The derived Hamiltonian (22) is well suited for the calculation of further anharmonic large polaron properties, since the interaction strengths are analytical and depend on only one dimensionless parameter each. In addition, it is a direct generalization of the Fröhlich Hamiltonian, meaning most theoretical techniques for solving the Fröhlich Hamiltonian can be used for this Hamiltonian as well (except perhaps the Lee-Low-Pines and Landau-Pekar methods, as motivated in section IV). For example, the electron mobility/AC conductivity/optical response can be calculated semi-analytically [41–43]. The optical response is of great significance for high-pressure hydride and metallic hydrogen experiments [13, 14, 17, 18, 44] and can even be used to determine the superconducting transition [45]. Using this Hamiltonian it is also possible to investigate bipolaron formation [46], which has been proposed as a possible pairing mechanism for superconductivity. While bipolarons can only occur at $\alpha > 6.8$ in the harmonic approximation [46], the increased electron-phonon interaction energy suggests a wider stability regime in the anharmonic case. Further calculations may indicate whether bipolarons can occur for values of α , T_0 and T_1 corresponding to a realistic material.

ACKNOWLEDGMENTS

This research was funded by the University Research Fund (BOF) of the University of Antwerp. We would like to thank T. Ichmoukhamedov and T. Hahn for many interesting discussions. We also thank C. Franchini and G. Kresse from the University of Vienna for their long-standing collaboration with our research group, and for agreeing to calculate the

anharmonic coefficients from first principles.

Appendix A: Integral over the anharmonic interaction strength

During the calculation of the polaron energy using both perturbation theory and the path integral formalism, we encountered the following integral:

$$\mathcal{I} = \int \left(\mathcal{E}_{ijl} n_i^{\tilde{\mathbf{k}}} n_j^{\tilde{\mathbf{k}}-\tilde{\mathbf{q}}} n_l^{\tilde{\mathbf{q}}} \right)^2 d^3 \tilde{\mathbf{k}}, \quad (\text{A1})$$

where the indices i, j, l are summed over their values $\{x, y, z\}$. Unlike the other integrals in this article, the calculation of the above integral is not quite straightforward and deserves some further explanation.

Firstly, we note that the integration domain is very large and the vector \mathbf{q} is finite. This allows us to replace $n_j^{\tilde{\mathbf{k}}-\tilde{\mathbf{q}}}$ by $n_j^{\tilde{\mathbf{k}}}$:

$$\mathcal{I} = \int \left(\mathcal{E}_{ijl} n_i^{\tilde{\mathbf{k}}} n_j^{\tilde{\mathbf{k}}} n_l^{\tilde{\mathbf{q}}} \right)^2 d^3 \tilde{\mathbf{k}}. \quad (\text{A2})$$

Formally, this can be justified by substituting $\tilde{\mathbf{k}} \rightarrow a\mathbf{K}$ for some large value a : this substitution makes $\tilde{\mathbf{q}}$ negligibly small compared to $a\mathbf{K}$, but otherwise leaves the integral invariant since $n_i^{a\mathbf{K}} = n_i^{\mathbf{K}}$. More intuitively, the following argument can be used: since the integrand remains finite as $|\tilde{\mathbf{k}}| \rightarrow +\infty$, the integral will be dominated by the domain in which $|\tilde{\mathbf{k}}| \gg |\tilde{\mathbf{q}}|$, and in this domain the vector $\tilde{\mathbf{k}} - \tilde{\mathbf{q}}$ and the vector $\tilde{\mathbf{k}}$ approximately have the same direction.

The volume element $d^3 \tilde{\mathbf{k}}$ can now be written in spherical coordinates, and the radial and angular integrals can be split:

$$\mathcal{I} = \mathcal{E}_{ijl} \mathcal{E}_{abc} n_l^{\tilde{\mathbf{q}}} n_c^{\tilde{\mathbf{q}}} \int n_i^{\tilde{\mathbf{k}}} n_j^{\tilde{\mathbf{k}}} n_a^{\tilde{\mathbf{k}}} n_b^{\tilde{\mathbf{k}}} d^3 \tilde{\mathbf{k}}, \quad (\text{A3})$$

$$= \mathcal{E}_{ijl} \mathcal{E}_{abc} n_l^{\tilde{\mathbf{q}}} n_c^{\tilde{\mathbf{q}}} \left(\int \tilde{k}^2 d\tilde{k} \right) \left(\int_0^\pi \int_0^{2\pi} n_i(\theta, \varphi) n_j(\theta, \varphi) n_a(\theta, \varphi) n_b(\theta, \varphi) \sin(\theta) d\theta d\varphi \right), \quad (\text{A4})$$

where $\mathbf{n}(\theta, \varphi)$ is a unit vector in the direction defined by the angles θ and φ . Its components are given by:

$$n_x(\theta, \varphi) := \sin(\theta) \cos(\varphi), \quad (\text{A5})$$

$$n_y(\theta, \varphi) := \sin(\theta) \sin(\varphi), \quad (\text{A6})$$

$$n_z(\theta, \varphi) := \cos(\theta). \quad (\text{A7})$$

The angular integral is a special case of the following integral identity:

$$\int_0^\pi \int_0^{2\pi} n_{i_1} n_{i_2} \dots n_{i_\ell} \sin(\theta) d\theta d\varphi = \begin{cases} \frac{4\pi}{\ell+1} \delta_{(i_1 i_2 \dots i_{\ell-1} i_\ell)} & (\ell \text{ even}) \\ 0 & (\ell \text{ odd}) \end{cases}. \quad (\text{A8})$$

Then expression (A4) becomes:

$$\mathcal{I} = \frac{4\pi}{5} \delta_{(ij\delta_{ab})} \mathcal{E}_{ijl} \mathcal{E}_{abc} n_l^{\bar{\mathbf{q}}} n_c^{\bar{\mathbf{q}}} \left(\int \tilde{k}^2 d\tilde{k} \right). \quad (\text{A9})$$

The contractions over the indices i, j, a and b can now be performed, using the fact that $\delta_{(ij\delta_{ab})} \mathcal{E}_{ijl} \mathcal{E}_{abc} = \frac{4}{3} \delta_{lc}$. Then the integral becomes:

$$\mathcal{I} = \frac{4\pi}{5} \times \frac{4}{3} \mathbf{n}^{\bar{\mathbf{q}}} \cdot \mathbf{n}^{\bar{\mathbf{q}}} \int \tilde{k}^2 d\tilde{k}, \quad (\text{A10})$$

$$\mathcal{I} = \frac{4}{15} \times \left[4\pi \int \tilde{k}^2 d\tilde{k} \right]. \quad (\text{A11})$$

If we assume $k \in [0, +\infty]$, the radial integral obviously diverges. However, physically, we only expect wavevectors in the first Brillouin zone to be relevant. Since we work in the continuum limit, the first Brillouin zone will be large, but not infinite, and we can use the volume of the first Brillouin zone as a physical cutoff for the radial integral over \tilde{k} . The quantity between square brackets should equal the volume of the (dimensionless) first Brillouin zone, which is equal to $\frac{(2\pi)^3}{\tilde{V}_0}$ where \tilde{V}_0 is defined by equation (76). Therefore, we finally find:

$$\mathcal{I} = \int \left(\mathcal{E}_{ijl} n_i^{\bar{\mathbf{k}}} n_j^{\bar{\mathbf{k}}-\bar{\mathbf{q}}} n_l^{\bar{\mathbf{q}}} \right)^2 d^3 \tilde{\mathbf{k}} = \frac{4}{15} \frac{(2\pi)^3}{\tilde{V}_0}. \quad (\text{A12})$$

This is the result we presented in the main text.

-
- [1] L. D. Landau, Phys. Z. Sowjet **3**, 664 (1933).
 - [2] L. D. Landau and S. Pekar, Zh. Eksp. Teor. Fiz. **18**, 419 (1948).
 - [3] E. L. Nagaev, Phys. Status Solidi B **65**, 11 (1974).
 - [4] J. Koepsell, J. Vijayan, P. Sompet, F. Grusdt, T. A. Hilker, E. Demler, G. Salomon, I. Bloch, and C. Gross, Nature **572**, 358 (2019).
 - [5] O. Verzelen, R. Ferreira, and G. Bastard, Phys. Rev. Lett. **88**, 146803 (2002).
 - [6] N. B. Jørgensen, L. Wacker, K. T. Skalmstang, M. M. Parish, J. Levinsen, R. S. Christensen, G. M. Bruun, and J. J. Arlt, Phys. Rev. Lett. **117**, 055302 (2016).

- [7] Y. E. Shchadilova, R. Schmidt, F. Grusdt, and E. Demler, Phys. Rev. Lett. **117**, 113002 (2016).
- [8] T. Ichmoukhamedov and J. Tempere, Phys. Rev. A **100**, 043605 (2019).
- [9] A. Schirotzek, C.-H. Wu, A. Sommer, and M. W. Zwierlein, Phys. Rev. Lett. **102**, 230402 (2009).
- [10] H. Fröhlich, Advances in Physics **3**, 325 (1954).
- [11] F. Grusdt, Y. E. Shchadilova, A. N. Rubtsov, and E. Demler, Nature **5**, 12124 (2015).
- [12] F. Grusdt, R. Schmidt, Y. E. Shchadilova, and E. Demler, Phys. Rev. A **96**, 013607 (2017).
- [13] A. Drozdov, M. Eremets, I. Troyan, V. Ksenofontov, and S. I. Shylin, Nature **525**, 73 (2015).
- [14] M. Somayazulu, M. Ahart, A. K. Mishra, Z. M. Geballe, M. Baldini, Y. Meng, V. V. Struzhkin, and R. J. Hemley, Phys. Rev. Lett. **122**, 027001 (2019).
- [15] E. Snider, N. Dasenbrock-Gammon, R. McBride, M. Debessai, H. Vindana, K. Vencatasamy, K. V. Lawler, A. Salamat, and R. P. Dias, Nature **586**, 373 (2020).
- [16] N. W. Ashcroft, Phys. Rev. Lett. **21**, 1748 (1968).
- [17] R. P. Dias and I. F. Silvera, Science **355**, 715 (2017).
- [18] P. Loubeyre, F. Occelli, and P. Dumas, Observation of a first order phase transition to metal hydrogen near 425 gpa (2019), arXiv:1906.05634 [cond-mat.mtrl-sci].
- [19] I. Errea, M. Calandra, and F. Mauri, Phys. Rev. Lett. **111**, 177002 (2013).
- [20] I. Errea, M. Calandra, and F. Mauri, Phys. Rev. B **89**, 064302 (2014).
- [21] I. Errea, M. Calandra, C. J. Pickard, J. Nelson, R. J. Needs, Y. Li, H. Liu, Y. Zhang, Y. Ma, and F. Mauri, Phys. Rev. Lett. **114**, 157004 (2015).
- [22] Y. Zolotaryuk, P. L. Christiansen, and J. J. Rasmussen, Phys. Rev. B **58**, 14305 (1998).
- [23] N. K. Voulgarakis and G. P. Tsironis, Phys. Rev. B **63**, 014302 (2000).
- [24] M. G. Velarde, Journal of Computational and Applied Mathematics **233**, 1432 (2010).
- [25] A.-G. Kussow, International Journal of Modern Physics B **23**, 19 (2009).
- [26] R. P. Feynman, Phys. Rev. **97**, 660 (1955).
- [27] L. Torsi, A. Dodabalapur, L. J. Rothberg, A. W. P. Fung, and H. E. Katz, Science **272**, 1462 (1996).
- [28] N. Shulumba, Z. Raza, O. Hellman, E. Janzén, I. A. Abrikosov, and M. Odén, Phys. Rev. B **94**, 104305 (2016).
- [29] V. L. Gurevich, *Transport in phonon systems* (Elsevier Science Publishers, Amsterdam, 1986).

- [30] A. Fairbrother, V. Izquierdo-Roca, X. Fontané, M. Ibáñez, A. Cabot, E. Saucedo, and A. Pérez-Rodríguez, *CrystEngComm* **16**, 4120 (2014).
- [31] F. Opoku, K. K. Govender, C. G. C. E. van Sittert, and P. P. Govender, *New J. Chem.* **41**, 8140 (2017).
- [32] J. R. Rumble, T. J. Bruno, and M. Doa, *CRC handbook of chemistry and physics*, 101st ed. (Florida CRC Press, Boca Raton, 2020).
- [33] T. D. Lee, F. E. Low, and D. Pines, *Phys. Rev.* **90**, 297 (1953).
- [34] W. Casteels, T. Van Cauteren, J. Tempere, and J. T. Devreese, *Laser Physics* **21**, 1480 (2011).
- [35] N. V. Prokof'ev and B. V. Svistunov, *Phys. Rev. Lett.* **81**, 2514 (1998).
- [36] T. Hahn, S. Klimin, J. Tempere, J. T. Devreese, and C. Franchini, *Phys. Rev. B* **97**, 134305 (2018).
- [37] H. Kleinert, *Path Integrals in Quantum Mechanics, Statistics, Polymer Physics, and Financial Markets*, 5th ed., EBL-Schweitzer (World Scientific, 2009).
- [38] J. Tempere, W. Casteels, M. K. Oberthaler, S. Knoop, E. Timmermans, and J. T. Devreese, *Phys. Rev. B* **80**, 184504 (2009).
- [39] R. P. Feynman, *Statistical Mechanics: A Set Of Lectures* (Addison-Wesley Publishing Company, Reading, 1990).
- [40] G. D. Mahan, *Many-Particle Physics*, 3rd ed. (Kluwer Academic/Plenum Publishers, New York, 2000).
- [41] R. P. Feynman, R. W. Hellwarth, C. K. Iddings, and P. M. Platzman, *Phys. Rev.* **127**, 1004 (1962).
- [42] F. M. Peeters and J. T. Devreese, *Phys. Rev. B* **28**, 6051 (1983).
- [43] J. Tempere and J. T. Devreese, *Phys. Rev. B* **64**, 104504 (2001).
- [44] M. Zaghoo, A. Salamat, and I. F. Silvera, *Phys. Rev. B* **93**, 155128 (2016).
- [45] J. P. Carbotte, E. J. Nicol, and T. Timusk, *Phys. Rev. Lett.* **121**, 047002 (2018).
- [46] G. Verbist, F. M. Peeters, and J. T. Devreese, *Phys. Rev. B* **43**, 2712 (1991).