

Generalized LSTM-based End-to-End Text-Independent Speaker Verification*

Soroosh Tayebi Arasteh^{†‡}

[†]Pattern Recognition Lab, Friedrich-Alexander-Universität Erlangen-Nürnberg, Erlangen, Germany

[‡]Department of Pediatrics, Harvard Medical School, Boston, MA, USA

soroosh.arasteh@fau.de

November 20, 2020

Abstract—The increasing amount of available data and more affordable hardware solutions have opened a gate to the realm of Deep Learning (DL). Due to the rapid advancements and ever-growing popularity of DL, it has begun to invade almost every field, where machine learning is applicable, by altering the traditional state-of-the-art methods. While many researchers in the speaker recognition area have also started to replace the former state-of-the-art methods with DL techniques, some of the traditional i-vector-based methods are still state-of-the-art in the context of text-independent speaker verification (TI-SV). In this paper, we discuss the most recent generalized end-to-end (GE2E) DL technique based on Long Short-term Memory (LSTM) units for TI-SV by Google and compare different scenarios and aspects including utterance duration, training time, and accuracy to prove that our method outperforms the traditional methods.

Index Terms—Deep learning, speaker verification, generalized end-to-end loss, text-independent.

I. INTRODUCTION

A. Background

Speaker recognition (SR) is the task of recognizing the speaker’s identity based on their voice. It is a very active research area with notable applications in various fields such as biometric authentication, forensics, security, speech recognition, and speaker diarization, which has contributed to steady interest towards this discipline [1]. Moreover, SR has become popular technology for remote authentication, especially in the advancement of telecommunications and networking [2]. Human speech is one of the most complex natural signals and contains a lot of information, which makes it unique for every person and enables us to create SR systems based on those properties.

Speaker verification (SV) and speaker identification (SI) are two important subtasks of SR. Speaker verification is the task of authenticating a person’s claimed identity as genuine or imposter. Speaker identification on the other hand, is the task of identifying an unknown person’s identity from a pool of known speakers. Together with SV and SI, SR is the process of identifying an unknown speaker’s identity in the general case, by first verifying and then identifying.

The speaker verification process can generally be divided into three steps of training, enrollment, and evaluation [3]. In training stage, the speaker-specific features are extracted to create a background model for the speaker representation using the available signals. In the enrollment phase, using the background model, which is the trained network in the case of DL techniques, speaker utterances are utilized to create the speaker models. Finally in the evaluation step, test speaker models are created by feeding the test utterances to the background model. They are compared to already registered speaker models in order to check the similarity between them.

Depending on the restrictions of the utterances used for enrollment and verification, speaker verification models usually fall into one of the two categories: text-dependent speaker verification (TD-SV) and text-independent speaker verification (TI-SV) [4]. In TD-SV, the same text is used for enrollment and evaluation phases, while in TI-SV, there are no constraints on the enrollment or verification utterances, exposing a larger variability of phonemes and utterance durations [5], [6]. Combined with a keyword spotting system (KWS), text-dependent SV can be integrated into an intelligent personal assistant such as Apple Siri, Amazon Alexa, Google Now and Microsoft Cortana, where KWS and text-dependent SV serves as a keyword voice-authenticated wake-up to enable the following voice interaction [7]–[9].

B. Text-independent speaker verification

In this study, we focus on text-independent speaker verification. Before the deep neural networks era, the state-of-the-art speaker recognition method was the i-vector approach [10]–[12]. Nowadays, DL methods are outperforming the former state-of-the-art methods in various fields of speaker recognition. However, in the context of text-independent speaker verification, the i-vector framework and its variants are still the state-of-the-art in some of the tasks [13], [14]. In NIST SRE12 and SRE16¹ and their post-evaluations, almost all leading systems are based on i-vectors [15]–[17]. However, i-vector systems are prone to have performance degradation when short utterances are met in enrollment/evaluation phase [15].

*This is the technical report of the M.Sc. CME Research Internship work, conducted by Soroosh Tayebi Arasteh at Pattern Recognition Lab at FAU. Supervisors: M.Sc. Philipp Klumpp[†] and Prof. Dr. Andreas Maier[‡].

¹Speaker Recognition Evaluation (SRE) is an ongoing series of speaker recognition evaluations conducted by the National Institute of Standards and Technology (NIST).

Recently, DL-based, especially end-to-end, TI-SV has drawn more attention and many researchers have proposed different methods outperforming the i-vector/PLDA framework in various tasks. According to the results reported in [15], [18], end-to-end DL systems achieved better performance compared to the baseline i-vector system [11], especially for short utterances. Bidirectional LSTMs (BiLSTMs) with a triplet loss achieved better performance in the “same/different” speaker detection experiment compared with Bayesian Information Criterion and Gaussian Divergence [19].

In this paper we discuss the GE2E DL-based technique proposed by [4] for TI-SV. We examine various scenarios and parameters as well as potential candidate architectures to evaluate the generality of the proposed generalized method.

C. Paper structure and contributions

Our paper is organized as follows. In Sec. II, we present our end-to-end DL method and describe the utilized corpus and necessary data processing steps for TI-SV problem, as well as the training process. Sec. III discusses different experiments performed to assess the performance of the proposed end-to-end method. Finally, Sec. IV states some conclusions and potential future work. Our source code is available online² as an open source project for further investigation.

II. METHODOLOGY

An end-to-end system treats the entire system as a whole adaptable black box. The process of feature extraction and classifier training are achieved in parallel with an objective function that is consistent with the evaluation metric [20].

Our method in this project is mainly based on the GE2E model proposed by [4]. The main advantage of the generalized end-to-end training is that it enables us to process a large number of utterances at once, which greatly decreases the total training and convergence time. In this section, we first explain the proposed GE2E method. Then the necessary pre-processing and data preparation, the training procedure, and configuration will be described.

A. GE2E method

We select N different speakers and fetch M different utterances for every selected speaker to create a batch. Similar to [7], the features \mathbf{x}_{ji} extracted from each utterance will be fed to the network. The utilized network consists of 3 LSTM layers [21] followed by a linear projection layer in order to get to the final embedding vectors [22]. The final embedding vector (d-vector) is the L2 normalization of the network output $f(\mathbf{x}_{ji}; \mathbf{w})$ where \mathbf{w} represents all parameters of the network,

$$\mathbf{e}_{ji} = \frac{f(\mathbf{x}_{ji}; \mathbf{w})}{\|f(\mathbf{x}_{ji}; \mathbf{w})\|_2}, \quad (1)$$

where \mathbf{e}_{ji} represents the embedding vector of the j th speaker’s i th utterance. The centroid of the embedding vectors from the j th speaker $[\mathbf{e}_{j1}, \dots, \mathbf{e}_{jM}]$ \mathbf{c}_j is defined as the arithmetic mean of the embedding vectors of the j th speaker.

The similarity matrix $\mathbf{S}_{ji,k}$ is defined as the scaled cosine similarities between each embedding vector \mathbf{e}_{ji} to all centroids \mathbf{c}_k ($1 \leq j, k \leq N$, and $1 \leq i \leq M$),

$$\mathbf{S}_{ji,k} = w \cdot \cos(\mathbf{e}_{ji}, \mathbf{c}_k) + b, \quad (2)$$

where w and b are learnable parameters. We constrain the weight to be positive $w > 0$, because we want the similarity to be larger when cosine similarity is larger.

Unlike most of the end-to-end methods, rather than a scalar value, GE2E builds a similarity matrix (Equ. (2)) that defines the similarities between each \mathbf{e}_{ji} and all centroids \mathbf{c}_k . Fig. 1 shows the discussed procedure after feature extraction, where different speakers are represented by different colors.

During training, we aim at maximizing the similarity of the embeddings representing the utterances of a particular speaker to centroid of embeddings of that speaker. At the same time, we want to minimize the similarity of the embedding centroids of all other speakers. This general idea is borrowed from traditional methods, such as Linear Discriminant Analysis (LDA). As shown in Fig. 2, we want the blue embedding vector to be close to its own speaker’s centroid (blue triangle), and far from the other speakers’ centroids (red and purple triangles), especially the closest one (red triangle).

Furthermore, removing \mathbf{e}_{ji} when computing the centroid of the true speaker makes training stable and helps avoid trivial solutions [4]. So, while we still take the arithmetic mean of the embedding vectors when calculating negative similarity (i. e., $k \neq j$), we instead use the following when $k = j$,

$$\mathbf{c}_j^{(-i)} = \frac{1}{M-1} \sum_{\substack{m=1 \\ m \neq i}}^M \mathbf{e}_{jm}. \quad (3)$$

Therefore, Equ. (2) also becomes the following,

$$\mathbf{S}_{ji,k} = \begin{cases} w \cdot \cos(\mathbf{e}_{ji}, \mathbf{c}_j^{(-i)}) + b & \text{if } k = j \\ w \cdot \cos(\mathbf{e}_{ji}, \mathbf{c}_k) + b & \text{otherwise.} \end{cases} \quad (4)$$

Finally, we put a SoftMax on $\mathbf{S}_{ji,k}$ for $k = 1, \dots, N$ that makes the output equal to 1 iff $k = j$, otherwise makes the output equal to zero. Thus, the loss on each embedding vector \mathbf{e}_{ji} could be defined as,

$$L(\mathbf{e}_{ji}) = -\mathbf{S}_{ji,j} + \log \sum_{k=1}^N \exp(\mathbf{S}_{ji,k}). \quad (5)$$

This loss function means that we push each embedding vector close to its centroid and pull it away from all other centroids.

Finally, in order to calculate the final GE2E loss L_G , we have 2 options,

- 1) According to [4], the GE2E loss L_G is the sum of all losses over the similarity matrix ($1 \leq j \leq N$, and $1 \leq i \leq M$),

$$L_G(\mathbf{x}; \mathbf{w}) = L_G(\mathbf{S}) = \sum_{j,i} L(\mathbf{e}_{ji}). \quad (6)$$

²Accessible via <https://github.com/starasteh/tisvge2e/>

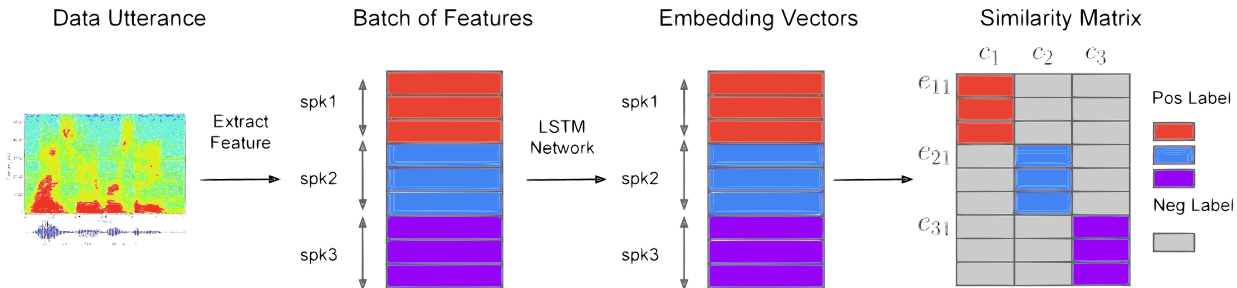


Fig. 1: System overview. Different colors indicate utterances/embeddings from different speakers. [4]

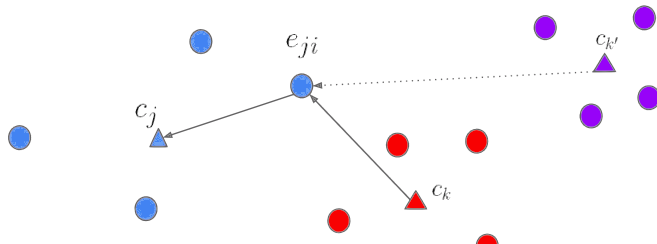


Fig. 2: GE2E loss pushes the embedding towards the centroid of the true speaker, and away from the centroid of the most similar different speaker. [4]

- 2) the GE2E loss L_G is the mean of all losses over the similarity matrix ($1 \leq j \leq N$, and $1 \leq i \leq M$),

$$L_G(\mathbf{x}; \mathbf{w}) = \frac{1}{M \cdot N} \sum_{j,i} L(e_{ji}). \quad (7)$$

Although both options eventually perform the same, We propose the option 2 as it is more consistent with changing the number of speakers per batch or utterances per speaker.

B. Corpus and data pre-processing

The corpus³ that we use for all the training, enrollment, and evaluation steps is the LibriSpeech dataset, which is derived from English audiobooks. The "train-clean-360" subset is used for training, while other subsets are used separately for enrollment and evaluation, in an open-set⁴ manner. Tab. I illustrates the statistics of the different subsets of the corpus. For each speaker in the "clean" training sets, the amount of speech is limited to 25 minutes, in order to avoid major imbalances in per-speaker audio duration [23]. In the following, we describe the data pre-processing⁵.

1) *Training data pre-processing*: After normalizing the volume of each utterance, we perform Voice Activity Detection (VAD) [24] with a maximum silence length of 6ms and a window length of 30ms followed by pruning the intervals with sound pressures below 30db. Therefore, we end up with smaller segments for each utterance, which are referred to as

³Accessible via <http://www.openslr.org/12/>. For more details about the dataset, you can refer to [23].

⁴In contrast to a closed-set scenario where evaluation and training speakers can overlap, in an open-set scenario, none of the speakers used in the training phase should be used for the evaluation.

⁵All the utilized pre-processed datasets are publicly accessible via <https://www.kaggle.com/soroosharasteh/libriprep/>

TABLE I: Data subsets statistics in LibriSpeech corpus [23].

subset name	subset duration [hours]	# female speakers	# male speakers	# total speakers
dev-clean	5.4	20	20	40
test-clean	5.4	20	20	40
dev-other	5.3	16	17	33
test-other	5.1	17	16	33
train-clean-100	100.6	125	126	251
train-clean-360	363.6	439	482	921
train-other-500	496.7	564	602	1166

partial utterances [4]. We only select the partial utterances which are at least 1.8s long.

Furthermore, the feature extraction process is the same as in [25]. The partial utterances are first transformed into frames of width 25ms with 10ms steps. Then we extract 40-dimensional log-mel-filterbank energies as the feature representation for each frame.

2) *Enrollment and evaluation data pre-processing*: Except for partial utterances, where we instead concatenate the resulting smaller segments of each utterance in order to have a single segment again for each utterance, the other steps remain the same here as in the training step.

C. Training procedure

We randomly choose N speakers and randomly select M pre-processed partial utterances for each speaker to construct a batch. As shown in Fig. 3, in order to introduce more randomization, we randomly choose a time length t within [140, 180] frames, and enforce that all partial utterances in that batch are of length t [4]. This means that partial utterances of different batches will have different lengths, but all the partial utterances in the same batch must be of the same length.

We use 768 hidden nodes and 256 dimensional embeddings for our network and optimize the model using the Adam [26] optimizer with a learning rate of $1e-4$. The network contains total of 12,134,656 trainable parameters. Each batch consists of $N = 16$ speakers and $M = 5$ partial utterances per speaker, leading to 80 partial utterances per batch. The L2-norm of gradient is clipped at 3 [27], and the gradient scale for projection node in LSTM is set to 1. Furthermore, we initialize the scaling factor (w, b) of the loss function with $(10, -5)$ and clamp w to be larger than $1e-6$ in order to smooth the convergence. Moreover, the Xavier normal initialization [28]

Algorithm 1: Training data pre-processing.

```
for all raw utterances do
  – normalize the volume;
  – perform VAD with  $max\_silence\_length = 6ms$ 
    and  $window\_length = 30ms$ ;
  – prune the intervals with sound pressures below
    30db;
  for all resulting intervals do
    if interval's length > 180 frames then
      – perform Short-Time Fourier Transform
        (STFT) on the interval;
      – take the magnitude squared of the result;
      – transform to the mel scale;
      – take the logarithm;
```

Algorithm 2: Preparation of training data batches, ready to feed to the network.

```
for all training batches do
  – initialization: randomly choose an integer within
    [140, 180] as the partial utterance length;
  for all train speakers do
    – randomly choose  $N$  speakers;
    for all  $N$  speakers do
      – randomly select  $M$  partial utterances that
        are pre-processed according to algorithm 1;
      for all  $M$  partial utterances do
        – randomly segment an interval which
          has equal number of frames to the
          initialization step;
```

is applied to the network weights and the biases are initialized with zeros. algorithm 1 and algorithm 2 explain the detailed training data pre-processing and training data batch preparation.

III. EXPERIMENTS

In order to assess the performance of the proposed method in Sec. II-A, we compare the evaluation results with a baseline method (cf. Sec. III-C) and also discuss various experiments in this section.

Before getting to the experiments, we first need to clarify the process of obtaining the d-vectors for enrollment and evaluation utterances and also explain the utilized evaluation and quantitative analysis approach.

A. Enrollment and evaluation d-vectors

For the sake of convenience and time, we first feed all the available pre-processed enrollment and evaluation utterances to the trained network (cf. Sec. II-C) and store the resulting d-vectors. Subsequently, we could easily load them to perform enrollment and evaluation processes for various experiments.

As illustrated in Fig. 4, for every utterance we apply a sliding window of fixed size $(140 + 180)/2 = 160$ frames with 50%

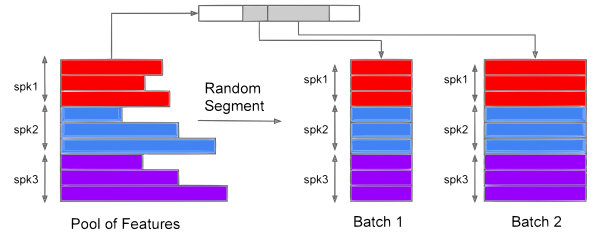


Fig. 3: Batch construction process for the training step. [4]

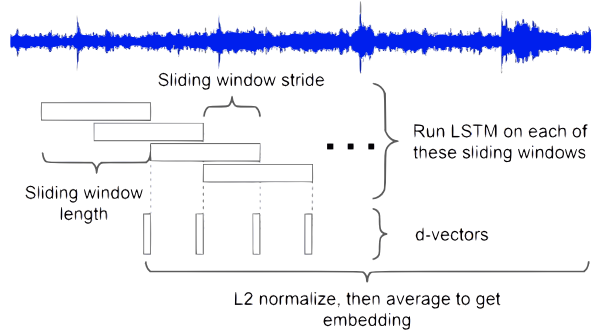


Fig. 4: Sliding window used for enrollment and evaluation steps. [4]

overlap. We compute the d-vector for each window. The final utterance-wise d-vector is generated by first L2 normalizing the window-wise d-vectors, and then followed by taking the element-wise average [4]. The detailed descriptions of the enrollment and evaluation data pre-processing and preparing for d-vector creation are given by algorithm 3 and algorithm 4.

B. Quantitative analysis approach

After creating d-vectors, we can start with evaluating the system. we use a threshold-based binary classification method in this stage, where we first need to create a speaker reference model for each speaker to be evaluated, i. e., the enrollment step. In the next step, we calculate the similarity between the unknown test utterance d-vector and the already built speaker model d-vector. The similarity metric, which we use here, is the cosine distance score, which is the normalized dot product of the speaker model and the test d-vector,

$$\cos(\mathbf{e}_{ji}, \mathbf{c}_k) = \frac{\mathbf{e}_{ji} \cdot \mathbf{c}_k}{\|\mathbf{e}_{ji}\| \cdot \|\mathbf{c}_k\|}. \quad (8)$$

The higher the similarity score between \mathbf{e}_{ji} and \mathbf{c}_k is, the more similar they are.

The metric which we use for the evaluation of the performance of our speaker verification system is referred to as equal error rate (EER), which is used to predetermine the threshold values for its false acceptance rate (FAR) and its false rejection rate (FRR) [29], [30]. It searches for a threshold for similarity scores where the proportion of genuine utterances which are classified as imposter (FRR) is equal to the proportion of imposters classified as genuine (FAR).

The overall FAR, FRR, and EER are calculated according to Equ. (9), Equ. (10), and Equ. (11), respectively. True acceptance (TA), true rejection (TR), false acceptance (FA), and false

Algorithm 3: Enrollment and evaluation data pre-processing.

```

for all raw utterances do
  – normalize the volume;
  – perform VAD with  $max\_silence\_length = 6ms$ 
    and  $window\_length = 30ms$ ;
  – prune the intervals with sound pressures below
    30db;
  for all resulting intervals do
    if interval's length < 180 frames then
      | – drop the interval;
    – concatenate the remaining intervals;
  – perform STFT on the concatenated utterance;
  – take the magnitude squared of the result;
  – transform to the mel scale;
  – take the logarithm;

```

Algorithm 4: Enrollment and evaluation data preparation and d-vector creation.

```

for all enrollment and evaluation speakers do
  for all pre-processed utterances do
    – initialization: set the starting time frame of
      the window  $t = 0$ ;
    while not reached the end of the utterance do
      | – select the interval within  $[t, t + 160]$ 
        | frames of the utterance;
      | – feed the selected utterance to the trained
        | network to obtain the corresponding
        | d-vector;
      | – L2-normalize the d-vector;
      | –  $t = t + 80$ ;
    – Perform element-wise average of the
      L2-normalized d-vectors to obtain the final
      utterance d-vector;

```

rejection (FR) values are used for the calculations. Note that, since the FAR and FRR curves are monotonic, there is only one point where the FAR has the same value as the FRR.

$$FAR = \frac{FA}{FA + TR} \quad (9)$$

$$FRR = \frac{FR}{FR + TA} \quad (10)$$

$$EER = \frac{FAR + FRR}{2}, \quad \text{if } FAR = FRR \quad (11)$$

C. The baseline system

The baseline is a standard i-vector system proposed by [11]. Tab. II shows the evaluation results on "dev-clean" and "test-clean" subsets. The experiments are performed for three cases with different i-vector dimensions and different Gaussian

TABLE II: The evaluation results using the baseline i-vector method [11] with random data split and simple thresholding on "dev-clean" and "test-clean" datasets. Each positive sample is tested against 20 negative samples. Furthermore, 20 different positive samples are tested per speaker. Columns one and two show the i-vector dimensionality and number of GMM elements, respectively.

i-Vec dimension	GMM elements	dev-clean EER	test-clean EER
600	1024	16.65 %	18.58 %
400	512	17.80 %	17.70 %
300	256	18.86 %	16.90 %

TABLE III: Average EER[%] over 1000 test iterations for different numbers of enrollment d-vectors per speaker for different evaluation subsets. The last column shows the average over all M for $M = 2, 3, \dots, 15$.

# enroll utts	2	3	4	7	10	15	Avg
test-clean	3.92	2.57	2.41	2.27	2.17	2.01	2.34
test-other	3.59	2.45	2.35	2.32	2.39	2.35	2.44
dev-clean	3.21	1.94	1.94	1.89	1.89	1.81	1.97

Mixture components, with random data split and simple thresholding. Each positive sample is tested against 20 negative samples, and 20 different positive samples are tested per speaker. From Tab. II, we can already observe that the EER results are quite high with the baseline system.

D. Performance by number of enrollment utterances

In speaker verification, there are typically multiple enrollment utterances for each speaker in order to build a robust speaker model. The observed EER is only an approximation of the system's true EER. Consequently, we repeat the enrollment and evaluation processes for 1000 iterations and average the results to make up for the aforementioned problem. Moreover, while M utterances for every speaker should be randomly selected in order to construct a batch for processing, we choose N to be equal to the number of all the available speakers in the test set in order to further reduce the randomization imposed by sampling.

Fig. 5 and Tab. III show the average EER over 1K test iterations for different numbers M of enrollment d-vectors per speaker, separately on different subsets of LibriSpeech. Note that the minimum possible M is 2, as we are averaging over the enrollment d-vectors in order to get the speaker models, while removing the utterance itself when calculating centroids based on Equ. (3). Also, in every test iteration, we select $2M$ utterances per speaker and split them in half for the enrollment and evaluation steps. As we can see, the choice of M is the most decisive for the lower values. Moreover, the curve is monotonically decreasing for the clean environment, while for the noisy "test-other" set, increasing M does not make improvements for higher values.

E. Performance on test set

In this experiment, we first perform the enrollment and evaluation tasks on the "dev-clean" set for $M = 2$ and fix the obtained average threshold and use to perform enrollment and verification on the "test-clean" and "test-other" sets. Fig. 6

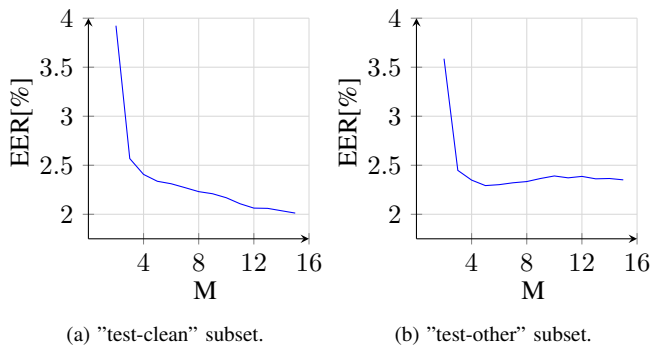


Fig. 5: Average EER[%] over 1000 test iterations for different numbers M of enrollment d-vectors per speaker, separately on the (a) "test-clean", and (b) "test-other", subsets of LibriSpeech. Note that the minimum possible M is 2, as we are removing the utterance itself when calculating centroids based on Equ. (3).

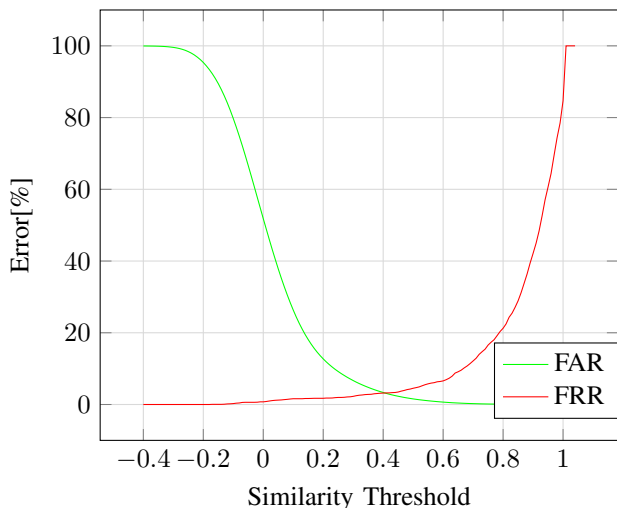


Fig. 6: The FAR vs FRR values over different similarity thresholds for $M = 2$ averaged over 1K test iterations on "dev-clean" set. The EER is equal to the value which lies at the intersection point of two curves, which approximately equals 0.42 here.

illustrates the FAR vs FRR values over different similarity thresholds. The EER is the intersection between two curves. Tab. IV also shows the evaluation results on the test sets tested with the fixed threshold obtained from "dev-clean". Furthermore, Tab. V shows the evaluation results on the "test-clean" using the model trained after different epochs, which proves how fast the network converges.

F. Performance by test utterance duration

Even though the state-of-the-art DL methods have outperformed most of the traditional methods in various speaker recognition task and shown outstanding results, text-independent speaker verification is still a challenging problem when it comes to short-length utterances. In this experiment, we evaluate the performance of our method separately for short and long utterances. We consider an utterance short when its duration is less than 4 seconds and long when its duration is more than 4 seconds. Tab. VI shows the number of utilized short and

TABLE IV: The evaluation results for $M = 2$ averaged over 10K test iterations on the test sets tested with the fixed threshold (0.42) obtained from "dev-clean".

Evaluation metrics[%]	EER	FAR	FRR
test-clean	3.85	3.68	4.03
test-other	3.66	2.89	4.43

TABLE V: Evaluation results for $M = 2$ averaged over 1K test iterations on the "test-clean" subset using the model trained at different stages. Every column shows the number of epochs used to train the model. The last column shows the final model.

# train epochs	40	80	120	160	final
EER[%]	6.12	5.08	4.42	4.44	3.96
FAR[%]	6.12	5.10	4.44	4.44	3.97
FRR[%]	6.12	5.06	4.40	4.44	3.95

long utterances available per subset. As shown in Tab. VII, performance drops significantly by 59% when only considering the short-length utterances compared to the unconstrained case for the "test-clean" subset.

IV. CONCLUSION

In this project we investigated the GE2E method proposed in [4] for text-independent speaker verification. Both theoretical and experimental results verified the advantage of this method compared to the baseline system. We observed that GE2E training was about $3\times$ faster than the other DL-based end-to-end speaker verification systems and converges very fast, while it is one of the few DL-based TI-SV methods that outperforms the baseline system. Furthermore, even though short-length utterances are more difficult to predict, we showed that the proposed method is flexible in utterance duration and still works for short-duration data. Moreover, as increasing the number of utterances per enrollment speaker improves the performance, we saw that the proposed method also generalizes very fast in this issue and shows great performance with already a few number of enrollment utterances per speaker. Finally, we provided our source code and all the utilized data as an open source project for further investigation (cf. Sec. I-C and Sec. II-B).

For future work, we would like to further generalize the proposed method by replacing the initial feature extraction (cf. algorithm 1 and algorithm 3) by DL techniques in order to directly feed the raw waveform to the network. It would be also interesting to benefit from more sophisticated and advanced architectures such as transformer and attention mechanism [31] in our embedding extractor network.

REFERENCES

- [1] H. Beigi, *Fundamentals of Speaker Recognition*. Springer, 12 2011.
- [2] J. P. Campbell, "Speaker recognition: a tutorial," *Proceedings of the IEEE*, vol. 85, no. 9, pp. 1437–1462, 1997.
- [3] D. A. Reynolds and R. C. Rose, "Robust text-independent speaker identification using gaussian mixture speaker models," *IEEE Transactions on Speech and Audio Processing*, vol. 3, no. 1, pp. 72–83, 1995.
- [4] L. Wan, Q. Wang, A. Papir, and I. L. Moreno, "Generalized end-to-end loss for speaker verification," in *2018 IEEE International Conference on Acoustics, Speech and Signal Processing (ICASSP)*, 2018, pp. 4879–4883.

TABLE VI: Number of utterances in LibriSpeech test sets based on utterance duration. The last column also shows the total number of speakers per subset.

subset	$\leq 4s$	$> 4s$	total	total spkrs
dev-clean	765	1938	2703	40
test-clean	772	1848	2620	40
test-other	1022	1917	2939	33

TABLE VII: EER[%] results for $M = 2$ for different utterance lengths averaged over 1K test iterations on the test sets. First column shows the results for short utterances, while the second column states the results for long utterances. Finally, the last column shows the results without taking the utterance duration into consideration.

subset	$\leq 4s$	$> 4s$	total
dev-clean	3.40	3.01	3.32
test-clean	6.32	3.51	3.98
test-other	5.90	3.58	3.61

- [5] T. Kinnunen and H. Li, "An overview of text-independent speaker recognition: From features to supervectors," *Speech Communication*, vol. 52, no. 1, pp. 12 – 40, 2010.
- [6] F. Bimbot, J.-F. Bonastre, C. Fredouille, G. Gravier, I. Magrin-Chagnolleau, S. Meignier, T. Merlin, J. Ortega-García, D. Petrovská-Delacrétaz, and D. A. Reynolds, "A tutorial on text-independent speaker verification," *EURASIP J. Adv. Signal Process.*, vol. 2004, p. 430–451, 2004.
- [7] G. Heigold, I. Moreno, S. Bengio, and N. Shazeer, "End-to-end text-dependent speaker verification," in *2016 IEEE International Conference on Acoustics, Speech and Signal Processing (ICASSP)*, 2016, pp. 5115–5119.
- [8] S.-X. Zhang, Z. Chen, Y. Zhao, J. Li, and Y. Gong, "End-to-end attention based text-dependent speaker verification," 2017.
- [9] E. Variani, X. Lei, E. McDermott, I. L. Moreno, and J. Gonzalez-Dominguez, "Deep neural networks for small footprint text-dependent speaker verification," in *2014 IEEE International Conference on Acoustics, Speech and Signal Processing (ICASSP)*, 2014, pp. 4052–4056.
- [10] N. Dehak, R. Dehak, P. Kenny, N. Brummer, P. Ouellet, and P. Dumouchel, "Support vector machines versus fast scoring in the low-dimensional total variability space for speaker verification," in *Proceedings of the Annual Conference of the International Speech Communication Association, INTERSPEECH*, vol. 1, 2009, pp. 1559–1562.
- [11] N. Dehak, P. J. Kenny, R. Dehak, P. Dumouchel, and P. Ouellet, "Front-end factor analysis for speaker verification," *IEEE Transactions on Audio, Speech, and Language Processing*, vol. 19, no. 4, pp. 788–798, 2011.
- [12] N. Dehak, P. Kenny, R. Dehak, O. Glembek, P. Dumouchel, L. Burget, V. Hubeika, and F. Castaldo, "Support vector machines and joint factor analysis for speaker verification," in *2009 IEEE International Conference on Acoustics, Speech and Signal Processing*, 2009, pp. 4237–4240.
- [13] Y. Lei, N. Scheffer, L. Ferrer, and M. McLaren, "A novel scheme for speaker recognition using a phonetically-aware deep neural network," in *2014 IEEE International Conference on Acoustics, Speech and Signal Processing (ICASSP)*, 2014, pp. 1695–1699.
- [14] N. Dehak, P. J. Kenny, R. Dehak, P. Dumouchel, and P. Ouellet, "Front-end factor analysis for speaker verification," *Trans. Audio, Speech and Lang. Proc.*, vol. 19, no. 4, p. 788–798, 2011.
- [15] C. Zhang and K. Koishida, "End-to-end text-independent speaker verification with triplet loss on short utterances," in *Proc. Interspeech 2017*, 08 2017.
- [16] "Nist speaker recognition evaluation 2012, sre12," 2012. [Online]. Available: <http://www.nist.gov/itl/iad/mig/sre12.cfm>
- [17] "Nist speaker recognition evaluation 2016, sre16," 2016. [Online]. Available: <https://www.nist.gov/itl/iad/mig/speaker-recognition-evaluation-2016>
- [18] D. Snyder, P. Ghahremani, D. Povey, D. Garcia-Romero, Y. Carmiel, and S. Khudanpur, "Deep neural network-based speaker embeddings for end-to-end speaker verification," in *2016 IEEE Spoken Language Technology Workshop (SLT)*, 2016, pp. 165–170.
- [19] H. Bredin, "Tristounet: Triplet loss for speaker turn embedding," in *2017 IEEE International Conference on Acoustics, Speech and Signal Processing (ICASSP)*, 2017, pp. 5430–5434.
- [20] A. Irum and A. Salman, "Speaker verification using deep neural networks: A review," *International Journal of Machine Learning and Computing*, vol. 9, pp. 20–25, 2019.
- [21] S. Hochreiter and J. Schmidhuber, "Long short-term memory," *Neural Comput.*, vol. 9, no. 8, p. 1735–1780, 1997.
- [22] H. Sak, A. Senior, and F. Beaufays, "Long short-term memory recurrent neural network architectures for large scale acoustic modeling," *Proceedings of the Annual Conference of the International Speech Communication Association, INTERSPEECH*, pp. 338–342, 01 2014.
- [23] V. Panayotov, G. Chen, D. Povey, and S. Khudanpur, "Librispeech: An asr corpus based on public domain audio books," in *2015 IEEE International Conference on Acoustics, Speech and Signal Processing (ICASSP)*, 2015, pp. 5206–5210.
- [24] J. Ramirez, J. M. Gorrioz, and J. C. Segura, "Voice activity detection, fundamentals and speech recognition system robustness," in *Robust Speech*, M. Grimm and K. Kroschel, Eds. Rijeka: IntechOpen, 2007, ch. 1.
- [25] R. Prabhavalkar, R. Alvarez, C. Parada, P. Nakkiran, and T. N. Sainath, "Automatic gain control and multi-style training for robust small-footprint keyword spotting with deep neural networks," in *2015 IEEE International Conference on Acoustics, Speech and Signal Processing (ICASSP)*, 2015, pp. 4704–4708.
- [26] D. P. Kingma and J. Ba, "Adam: A Method for Stochastic Optimization," *arXiv preprint arXiv:1412.6980*, 2014.
- [27] R. Pascanu, T. Mikolov, and Y. Bengio, "Understanding the exploding gradient problem," *ArXiv*, vol. abs/1211.5063, 2012.
- [28] X. Glorot and Y. Bengio, "Understanding the difficulty of training deep feedforward neural networks," *Journal of Machine Learning Research - Proceedings Track*, vol. 9, pp. 249–256, 01 2010.
- [29] D. A. van Leeuwen and N. Brümmer, *An Introduction to Application-Independent Evaluation of Speaker Recognition Systems*. Berlin, Heidelberg: Springer Berlin Heidelberg, 2007, pp. 330–353.
- [30] J. H. L. Hansen and T. Hasan, "Speaker recognition by machines and humans: A tutorial review," *IEEE Signal Processing Magazine*, vol. 32, pp. 74–99, 2015.
- [31] A. Vaswani, N. Shazeer, N. Parmar, J. Uszkoreit, L. Jones, A. N. Gomez, L. Kaiser, and I. Polosukhin, "Attention is all you need," 2017.