

FRILL: A Non-Semantic Speech Embedding for Mobile Devices

Jacob Peplinski¹, Joel Shor², Sachin Joglekar³, Jake Garrison³, Shwetak Patel^{1,3}

¹University of Washington, Seattle, USA

²Google, Japan

³Google, USA

jpeplins@uw.edu

Abstract

Learned speech representations can drastically improve performance on tasks with limited labeled data. However, due to their size and complexity, learned representations have limited utility in mobile settings where run-time performance can be a significant bottleneck. In this work, we propose a class of lightweight non-semantic speech embedding models that run efficiently on mobile devices based on the recently proposed TRILL speech embedding. We combine novel architectural modifications with existing speed-up techniques to create embedding models that are fast enough to run in real-time on a mobile device and exhibit minimal performance degradation on a benchmark of non-semantic speech tasks. One such model (FRILL) is 32x faster on a Pixel 1 smartphone and 40% the size of TRILL, with an average decrease in accuracy of only 2%. To our knowledge, FRILL is the highest-quality non-semantic embedding designed for use on mobile devices. Furthermore, we demonstrate that these representations are useful for mobile health tasks such as non-speech human sounds detection and face-masked speech detection. Our training and evaluation code is publicly available⁴.

Index Terms: Knowledge Distillation, Representation Learning, Efficient, On-device

1. Introduction

Representation learning is a powerful tool for leveraging large collections of unlabeled data to learn better supervised models when labels are scarce [1, 2, 3]. Shor et al. recently proposed the "Non-Semantic Speech Benchmark" (NOSS) for evaluating the quality of universal speech representations [4]. NOSS includes a diverse set of tasks such as emotion recognition [5, 6], speaker identification [7], language identification [8], and keyword detection [9], and is designed to encourage the development of non-semantic speech embeddings. Shor [4] also proposes a baseline representation named *TRIPlet-Loss Network* (TRILL), which performs best over all NOSS benchmark tasks and achieves state-of-the-art results in some.

Many of the tasks in the NOSS benchmark, such as keyword detection and speaker identification, have natural mobile computing applications (e.g. verifying a user and triggering a voice assistant). On a mobile device, a non-semantic speech embedding could be used as input features for several real-time audio detection tasks, considerably reducing the cost of running models simultaneously. Such an embedding could enable mobile devices to listen for additional events such as non-speech health sounds (e.g. coughing, sneezing) with minimal impact

on battery performance. This is desirable as real-time analysis of mobile audio streams has shown to be useful for tracking respiratory symptoms [10, 11, 12].

However, TRILL is based on a modified version of ResNet50 [13], which is expensive to compute on mobile devices. The TRILL authors addressed this by distilling TRILL to a student model comprised of a truncated MobileNet architecture [14] and two large dense layers (TRILL-Distilled), which showed minimal performance degradation on most NOSS tasks. Due to the size of its final dense layers, TRILL-Distilled contains over 26M parameters, which is still too large to run in real-time for many devices.

In this work, we address this gap by creating non-semantic speech embeddings that are fast and small enough to run in real-time on mobile devices. To do this, we use knowledge distillation [15] to train efficient student models based on *MobileNetV3* [16] to mimic the TRILL representation. We apply a combination of novel architectural modifications and existing speed-up techniques such as low-rank matrix approximation [17, 18] and weight quantization [19] to further optimize student embeddings. Finally, in addition to the NOSS benchmark, we assess the quality of our embeddings on two privacy-sensitive, health-sensing tasks: human sounds classification [20] and face-mask speech detection [21]. In summary, our main contributions are:

1. Create a class of non-semantic embedding models that are fast enough to run in real-time on a mobile device. One model, which we name FRILL, is 32x faster and 40% the size of TRILL, with an average decrease in accuracy of only 2% over 7 diverse datasets. FRILL is 2.5x faster and 35% the size of TRILL-distilled.
2. Evaluate the impact of performance optimization techniques like quantization-aware training, model compression, and architecture reductions on the latency, accuracy, and size of our embedding models.
3. Benchmark our on-device representations on two mobile-health tasks: a public dataset of human sounds, and detecting face-masked speech.

2. Student Model Architecture

Our student models map log Mel-spectrograms to a single embedding vector and are trained to mimic the TRILL representation. The student model architecture consists of two components: a *MobileNetV3* variant (see 2.1) followed by a fully-connected *bottleneck* layer. *MobileNetV3* extracts rich information from inputted log Mel-spectrograms and the bottleneck layer ensures a fixed embedding size. To explore the tradeoff between the performance and latency of our student models, we propose and vary a set of hyperparameters which are detailed in the following sections.

⁴https://github.com/google-research/google-research/tree/master/non_semantic_speech_benchmark

2.1. MobileNet Size

MobileNetV3 was officially released in two sizes: Small and Large. The small variant is targeted toward resource-constrained applications and contains fewer inverted residual blocks and convolutional channels. In addition to the official sizes, we propose a truncated version of *MobileNetV3Small* which we name *MobileNetV3Tiny*. It features the following modifications:

- We remove two of the eleven inverted residual blocks (blocks 6 and 11) from *MobileNetV3Small*. These blocks were chosen because they are duplicates of the preceding block.
- We reduce the number of channels in the final convolutional layer from 1024 to 512.

See Table 2 in [16] for a full specification of *MobileNetV3Small*.

2.2. MobileNet Width

MobileNet architectures feature a width multiplier α which modifies the number of channels in the convolutional layers within each inverted residual block. This hyperparameter is commonly used to exchange model latency for performance and has been included in other efficient neural network architectures [22]. The values of α we explore are shown in Table 1.

2.3. Global Average Pooling

MobileNetV3 produces a set of two-dimensional feature maps at its output. When global average pooling (GAP) is disabled, these feature maps are flattened, concatenated, and passed to the bottleneck layer to produce an embedding. This concatenated vector is large, resulting in a sizeable kernel in the bottleneck layer. GAP can be used to reduce the size of the bottleneck layer kernel by taking the global average of all "pixels" in each output feature map, thus reducing the size of the bottleneck input. Our intuition for doing this is that GAP discards temporal information within an input audio window, which is less important for learning a non-semantic speech representation due to the fact non-lexical aspects of the speech signal (e.g. emotion, speaker identity) are more stable in time compared to lexical information.

2.4. Bottleneck Layer Compression

A significant portion of our student model’s weights are located in the kernel matrix of the bottleneck layer. To reduce the footprint of this layer, we apply a compression operator based on Singular Value Decomposition (SVD) that learns a low-rank approximation of the bottleneck weight matrix W^5 . Similar to [18], we aim to learn the low-rank approximation during training as opposed to post-training. Formally, this operator uses SVD to create matrices U and V such that the Frobenius norm of $W - UV^T$ is minimized. The compressed kernel replaces a matrix of $m \times n$ weights with $k(m + n)$ weights, where k is a hyperparameter that specifies the inner dimension of U and V , which we fix at $k = 100$ for this study. A convex combination of original and compressed kernels is used during training to produce the following layer output:

$$y = x(\lambda W + (1 - \lambda)UV) + b \quad (1)$$

⁵https://github.com/google-research/google-research/tree/master/graph_compression

Table 1: *Model hyperparameters for reducing size and latency.*

Name	Description	Values
MV3Size	MobileNetV3 size	tiny, small, large
MV3Width	MobileNet width	0.5, 0.75, 1.0, 1.25, 1.5, 2.0
GAP	Global average pooling	yes, no
Compression	Bottleneck compression	yes, no
QAT	Quantization-aware training	yes, no

where b is the bias vector in the bottleneck layer, x is the input vector, and λ is a scalar that is set to one at the beginning of training and linearly decreases to zero over the first ten training epochs. Varying λ helps the optimizer transition to learning the weights of the compressed matrices. At inference time, λ is explicitly set to 0 and the original kernel is discarded.

2.5. Bottleneck Layer Quantization

Quantization aims to reduce model footprint and latency by reducing the numerical precision of model weights. Instead of using post-training quantization which can cause performance degradation, we use *Quantization-Aware Training* (QAT), a procedure which gradually quantizes model weights during training. We use the Tensorflow implementation of QAT to quantize the bottleneck layer kernel from 32-bit floating point to 8-bits, which is based on the quantization scheme described in [19].

3. Experiments

We conduct a study to determine the effect of each hyperparameter in Table 1 on the representation quality, latency, and size of our student embedding models. For each of 144 combinations of hyperparameters, we distill the TRILL embedding to a student network, benchmark the student embedding by training simple classifiers to solve NOSS tasks and health tasks using embeddings as input features, and measure inference latency on a Pixel 1 smartphone. The distillation dataset, student network training procedure, NOSS benchmarking, and latency benchmarking procedures are described in the following sections.

3.1. Distillation Dataset

To build our dataset for distillation, we randomly sample a 0.96-second audio context from each Audioset [23] speech clip and compute a log-magnitude Mel spectrogram using a Short-Time Fourier Transform (STFT) window size and window stride of 25ms and 10ms respectively. We compute 64 Mel bins. Using each spectrogram, we compute the *layer19* output of the TRILL model, as was done in [4]. Each {log Mel spectrogram, *layer19*} pair is stored as a single observation for distillation training. Because some YouTube videos were unavailable at the time of this study, we were only able to procure 902,523 clips, which accounts for 89.2% of the published speech subset.

3.2. Student Model Training

Student models are trained to map input spectrograms to the *layer19* representation produced by TRILL. Because the *layer19* vector is much larger (12288d) than our student embeddings (2048d), we append an equal-length fully-connected layer to the output of the student model. This layer allows us to take a mean-squared-error loss against *layer19*. A diagram of

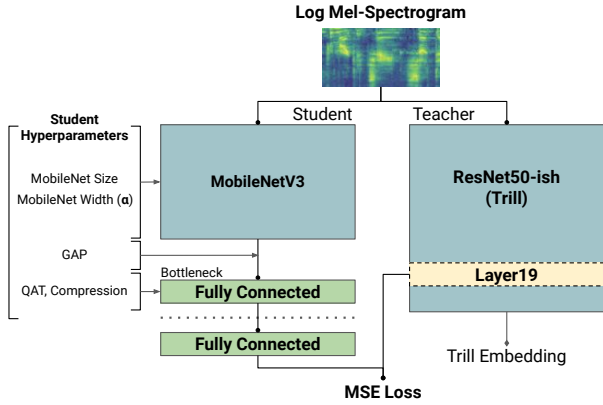


Figure 1: Knowledge distillation for non-semantic speech embeddings. The dashed line shows the student model output.

our training setup is shown in Figure 1. To train student models, we use a batch size of 128 and an initial learning rate of $1e-4$ with the Adam optimizer [24]. We use an exponential learning rate schedule, with learning rates decreasing by a factor of 0.95 every 5,000 training steps. Each model trains for 50 epochs, or approximately 350,000 training steps.

3.3. NOSS Benchmark Analysis

To evaluate the quality of our student embeddings, we train a set of simple classifiers using embeddings as input features to solve each classification task in the NOSS benchmark. As detailed in [4], for each dataset in NOSS, we train a logistic regression, random forest, and linear discriminant analysis classifier using the SciKit-Learn library [25]. Embeddings for each utterance are averaged in time to produce a single feature vector. For tasks that contain multiple observations per speaker (*SpeechCommands*, *CREMA-D*, *SAVEE*) we also train a set of classifiers using L^2 speaker normalization, as in [4]. We report the best test accuracy across combinations of downstream classifiers and normalization techniques. Accuracies on Dementia-Bank [26], one of the datasets included in the original NOSS benchmark, were all within 1% of each other, so we excluded it from our analysis in Section 4.

3.4. Mobile Health-Sensing Tasks

In addition to tasks in the NOSS benchmark, we evaluate Trill, Trill-Distilled, and each of our student models on a human sounds classification task and a face-mask speech detection task. The human sounds task is derived from the ESC-50 dataset [20], which contains 5-second sound clips from 50 classes. The human sounds subset of this dataset constitutes 10 of the 50 classes and includes labels such as 'coughing', 'sneezing', and 'breathing'. Similar to NOSS, we train a set simple classifiers using input features from each student model and report test accuracy on the best model. We use the first four published folds of ESC-50 for training, and the fifth for testing.

The objective of the mask speech task is to detect whether 1-second speech clips are from masked or unmasked speakers [21]. The dataset contains around 19,000 masked and 18,000 unmasked speech examples. Although the test set labels were not available at the time of this publication, and the baseline publication evaluates models on the unweighted average recall instead of accuracy, we track our models' performance here as an indicator of their suitability for mobile health tasks.

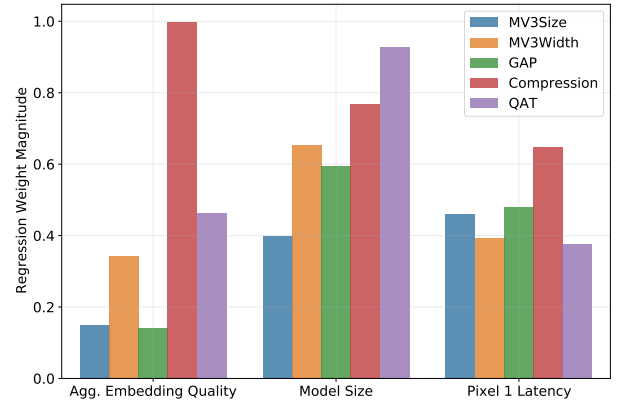


Figure 2: Linear regression weight magnitudes for predicting model quality, latency, and size. The weights indicate the expected impact of changing the input hyperparameter. A higher weight magnitude indicates a greater expected impact.

3.5. Run-time Analysis

The TensorFlow Lite (TFLite) framework enables execution of machine learning models on mobile and edge devices. To measure the run-time performance of our student embeddings in their intended environment, we convert each model to TFLite's *flatbuffer* file format for 32-bit floating-point execution and benchmark inference latency (single-threaded, CPU execution) on the Pixel 1 smartphone. We also verified conversion to the *flatbuffer* format does not effect the quality of our representations. Latency measurements for TRILL and TRILL-Distilled have also been recorded for reference.

4. Results

Because student embeddings are evaluated on 7 datasets, it is difficult to naturally rank models based on their "quality". Thus, we devise an *Aggregate Embedding Quality* score by calculating the difference between a student model's performance and TRILL's performance, and averaging across tasks:

$$\text{Aggregate Embedding Quality}_m = \frac{1}{|D|} \sum_d (T_d - A_{md}) \quad (2)$$

where m indicates the student model, d indicates the dataset, and T_d is TRILL's accuracy on dataset $d \in D$. This score tells us the average deviation from TRILL performance across all NOSS tasks and mobile health tasks.

To understand the impact each hyperparameter in Table 1 has on our student models, we perform a multivariate linear regression to model aggregate quality, latency, and size using model hyperparameters as predictors. We standardize each regression target in order to produce regression weights on the same order of magnitude while preserving relative importance. The magnitude of regression weights are shown in Figure 2.

To illustrate the latency and quality tradeoff in our cohort of models, we produce a "quality" frontier plot. For all latency measurements l in our study, we pick the model with the best aggregate embedding quality with a latency less than or equal to l . This frontier, shown in Figure 3, features 8 student models of various qualities and latencies. NOSS benchmark and mobile health task accuracies are shown in Table 2 for three representative frontier models. The most performant of these representative models, which we name **FRILL** (*fast TRILL*), has

Table 2: Test Performance on the NOSS Benchmark and Mobile Health Tasks. Sample of model performances and latencies on the quality/latency tradeoff curve. *Masked Speech test set labels are not available at this time, so we report accuracy on the eval set.

Model	Voxceleb1	Voxforge	Speech Commands	CREMA-D	SAVEE	Masked* Speech	ESC-50 HS	Size (MB)	Latency (ms)
TRILL	48.5	84.5	81.9	66.2	70.0	66.0	86.4	98.1	275.3
TRILL-Dist	47.4	80.0	80.2	70.2	70.0	67.2	87.9	107.1	22.5
Small_2.0_GAP (FRILL)	44.5	76.9	79.7	70.9	67.5	65.7	86.4	38.5	8.5
Small_0.5_QAT	37.0	75.3	76.6	67.0	67.5	63.4	77.3	12.7	3.0
Tiny_0.5_Comp_GAP	29.2	68.0	57.8	60.8	59.2	61.6	78.8	2.3	0.9

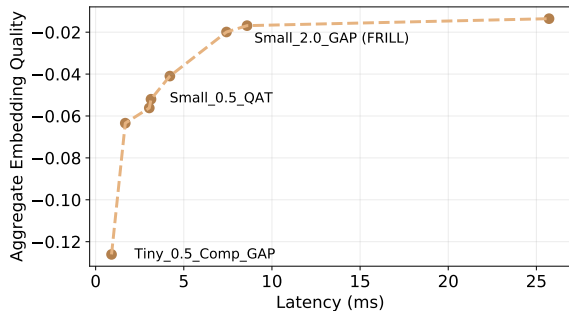


Figure 3: Embedding quality and latency tradeoff. x -axis is the inference latency, y -axis is the difference in accuracy from TRILL’s performance, averaged across benchmark datasets.

an aggregate embedding quality score of -0.0169, indicating an average deviation from TRILL quality of 1.69% with respect to the datasets in this study. FRILL has an inference latency of 8.5ms on a Pixel 1 smartphone, and is only 38.5 megabytes in the TFLite file format.

5. Discussion

5.1. Factors contributing to model quality and latency

Architecture reduction techniques have a smaller impact on performance and latency: Reducing MobileNetV3 size via α , by removing residual blocks, and by pooling early in the network had a smaller effect than QAT and bottleneck compression (Figure 2). This suggests that the TRILL-distilled mobilenet part of the architecture was overparameterized compared to the representation quality possible by the bottleneck.

QAT reduces size and latency the most: QAT reduces overall model size and pixel 1 latency the most (Figure 2). It decreases embedding quality by only half as much as compression, and is present in 1/8 of the best models (See Table 2).

Bottleneck compression reduces embedding performance the most: This suggests that TRILL-distilled’s last, bottleneck layer is one of the most performance-sensitive parts of the model. More sophisticated methods than low-rank approximation might be necessary. Compression is only present in 1/8 of the frontier models.

5.2. Quality / latency tradeoff

After eliminating models with better and faster alternatives, we are left with 8 “frontier” models (Figure 3). The fastest model runs at 0.9 ms, which is 300x faster than TRILL and 25x faster than TRILL-distilled. FRILL runs at 8.5 ms, which is about 32x

faster than TRILL 2.5x faster than TRILL-distilled. FRILL is also roughly 40% the size of TRILL and TRILL-distilled.

The curve is steep on both sides of our frontier. This means that with minimal latency costs we can achieve much better performance on one end, and visa-versa on the other. This supports our choice of experiment hyperparameters. Though there is a frontier model with an aggregate embedding quality higher than FRILL, it comes at the cost of a significant bump in latency.

5.3. Limitations and Future Work

In this paper, we focus on making the TRILL embedding smaller and faster for mobile applications. Some of our optimization procedures (architecture reduction and bottleneck compression) take advantage of TRILL-specific model features, so it’s unclear the extent to which these results generalize to other representations. In the future, we would like to make other representation models more lightweight.

Our latency numbers were generated using the Pixel 1 smartphone. While this is a common phone that is resource-constrained compared to newer models, we do not know the extend to which our results generalize to even more resource-constrained environments. Future work can explore to benchmark these smaller models in more constrained environments. The smallest, fastest models might be suitable for use on smart watches or smart home devices.

Finally, having a non-semantic speech embedding in a mobile setting unlocks many privacy-sensitive applications. Future work will include benchmarking on more tasks in this category. Shor [4] demonstrated that non-semantic embedding can be fine-tuned for improved performance, and future work includes testing latency and performance for on-device training.

6. Conclusions

In this work, we proposed an efficient non-semantic speech embedding model trained via knowledge distillation that is fast enough to be run in real-time on a mobile device. We explore latency and size reduction techniques, and quantify their impact on model quality. We then characterize the performance / latency tradeoff curve for the 144 models we trained, and report size, latency, and performance numbers for representative models. We identify one model, FRILL, which exhibits a 32x inference speedup and 60% size reduction, with an average decrease in accuracy of only 2% over 7 different datasets, as compared to the original TRILL model. FRILL is 2.5x faster and 35% the size of TRILL-distilled. We also demonstrate the effectiveness of our embeddings on two new mobile health tasks. These new tasks in particular benefit from the on-device nature of our embeddings, since performing computations locally can improve both the privacy and latency of resulting models.

7. References

- [1] A. Baevski, H. Zhou, A. Mohamed, and M. Auli, “wav2vec 2.0: A framework for self-supervised learning of speech representations,” *arXiv preprint arXiv:2006.11477*, 2020.
- [2] Y.-A. Chung, W.-N. Hsu, H. Tang, and J. Glass, “An unsupervised autoregressive model for speech representation learning,” *arXiv preprint arXiv:1904.03240*, 2019.
- [3] A. T. Liu, S. w. Yang, P. H. Chi, P. c. Hsu, and H. y. Lee, “Mockingjay: Unsupervised speech representation learning with deep bidirectional transformer encoders,” in *ICASSP 2020 - 2020 IEEE International Conference on Acoustics, Speech and Signal Processing (ICASSP)*, 2020, pp. 6419–6423.
- [4] J. Shor, A. Jansen, R. Maor, O. Lang, O. Tuval, F. de Chaumont Quiry, M. Tagliasacchi, I. Shavitt, D. Emanuel, and Y. Haviv, “Towards Learning a Universal Non-Semantic Representation of Speech,” in *Proc. Interspeech 2020*, 2020, pp. 140–144. [Online]. Available: <http://dx.doi.org/10.21437/Interspeech.2020-1242>
- [5] H. Cao, D. G. Cooper, M. K. Keutmann, R. C. Gur, A. Nenkova, and R. Verma, “CREMA-D: Crowd-sourced emotional multimodal actors dataset,” *IEEE transactions on affective computing*, vol. 5, no. 4, pp. 377–390, 2014.
- [6] S. Haq, P. J. Jackson, and J. Edge, “Speaker-dependent audio-visual emotion recognition,” in *AVSP*, 2009, pp. 53–58.
- [7] A. Nagrani, J. S. Chung, and A. Zisserman, “Voxceleb: a large-scale speaker identification dataset,” *arXiv preprint arXiv:1706.08612*, 2017.
- [8] K. MacLean, “Voxforge,” *Ken MacLean*. [Online]. Available: <http://www.voxforge.org/home>. [Acedido em 2012], 2018.
- [9] P. Warden, “Speech Commands: A Dataset for Limited-Vocabulary Speech Recognition,” *ArXiv e-prints*, Apr. 2018. [Online]. Available: <https://arxiv.org/abs/1804.03209>
- [10] M. Whitehill, J. Garrison, and S. Patel, “Whosecough: In-the-wild cougher verification using multitask learning,” in *ICASSP 2020-2020 IEEE International Conference on Acoustics, Speech and Signal Processing (ICASSP)*. IEEE, 2020, pp. 896–900.
- [11] F. Al Hossain, A. A. Lover, G. A. Corey, N. G. Reich, and T. Rahman, “Flusense: a contactless syndromic surveillance platform for influenza-like illness in hospital waiting areas,” *Proceedings of the ACM on Interactive, Mobile, Wearable and Ubiquitous Technologies*, vol. 4, no. 1, pp. 1–28, 2020.
- [12] X. Xu, E. Nemat, K. Vatanparvar, V. Nathan, T. Ahmed, M. M. Rahman, D. McCaffrey, J. Kuang, and J. A. Gao, “Listen2cough: Leveraging end-to-end deep learning cough detection model to enhance lung health assessment using passively sensed audio,” *Proc. ACM Interact. Mob. Wearable Ubiquitous Technol.*, vol. 5, no. 1, Mar. 2021. [Online]. Available: <https://doi.org/10.1145/3448124>
- [13] S. Hershey, S. Chaudhuri, D. P. Ellis, J. F. Gemmeke, A. Jansen, R. C. Moore, M. Plakal, D. Platt, R. A. Saurous, B. Seybold *et al.*, “Cnn architectures for large-scale audio classification,” in *2017 IEEE international conference on acoustics, speech and signal processing (icassp)*. IEEE, 2017, pp. 131–135.
- [14] A. G. Howard, M. Zhu, B. Chen, D. Kalenichenko, W. Wang, T. Weyand, M. Andreetto, and H. Adam, “Mobilenets: Efficient convolutional neural networks for mobile vision applications,” *arXiv preprint arXiv:1704.04861*, 2017.
- [15] G. Hinton, O. Vinyals, and J. Dean, “Distilling the knowledge in a neural network,” in *NIPS Deep Learning and Representation Learning Workshop*, 2015. [Online]. Available: <http://arxiv.org/abs/1503.02531>
- [16] A. Howard, M. Sandler, G. Chu, L.-C. Chen, B. Chen, M. Tan, W. Wang, Y. Zhu, R. Pang, V. Vasudevan *et al.*, “Searching for mobilenetv3,” in *Proceedings of the IEEE International Conference on Computer Vision*, 2019, pp. 1314–1324.
- [17] E. Denton, W. Zaremba, J. Bruna, Y. LeCun, and R. Fergus, “Exploiting linear structure within convolutional networks for efficient evaluation,” *arXiv preprint arXiv:1404.0736*, 2014.
- [18] J. M. Alvarez and M. Salzmann, “Compression-aware training of deep networks,” in *Proceedings of the 31st International Conference on Neural Information Processing Systems*, ser. NIPS’17. Red Hook, NY, USA: Curran Associates Inc., 2017, p. 856–867.
- [19] B. Jacob, S. Kligys, B. Chen, M. Zhu, M. Tang, A. Howard, H. Adam, and D. Kalenichenko, “Quantization and training of neural networks for efficient integer-arithmetic-only inference,” in *Proceedings of the IEEE Conference on Computer Vision and Pattern Recognition*, 2018, pp. 2704–2713.
- [20] K. J. Piczak, “ESC: Dataset for Environmental Sound Classification,” in *Proceedings of the 23rd Annual ACM Conference on Multimedia*. ACM Press, 2015, pp. 1015–1018. [Online]. Available: <http://dl.acm.org/citation.cfm?doi=2733373.2806390>
- [21] B. W. Schuller, A. Batliner, C. Bergler, E.-M. Messner, A. Hamilton, S. Amiriparian, A. Baird, G. Rizos, M. Schmitt, L. Stappen, H. Baumeister, A. D. MacIntyre, and S. Hantke, “The INTER-SPEECH 2020 Computational Paralinguistics Challenge: Elderly emotion, Breathing & Masks,” in *Proceedings of Interspeech*, Shanghai, China, September 2020, p. 5 pages, to appear.
- [22] X. Zhang, X. Zhou, M. Lin, and J. Sun, “Shufflenet: An extremely efficient convolutional neural network for mobile devices,” in *Proceedings of the IEEE conference on computer vision and pattern recognition*, 2018, pp. 6848–6856.
- [23] J. F. Gemmeke, D. P. Ellis, D. Freedman, A. Jansen, W. Lawrence, R. C. Moore, M. Plakal, and M. Ritter, “Audio set: An ontology and human-labeled dataset for audio events,” in *2017 IEEE International Conference on Acoustics, Speech and Signal Processing (ICASSP)*. IEEE, 2017, pp. 776–780.
- [24] D. P. Kingma and J. Ba, “Adam: A method for stochastic optimization,” *arXiv preprint arXiv:1412.6980*, 2014.
- [25] F. Pedregosa, G. Varoquaux, A. Gramfort, V. Michel, B. Thirion, O. Grisel, M. Blondel, P. Prettenhofer, R. Weiss, V. Dubourg *et al.*, “Scikit-learn: Machine learning in python,” *the Journal of machine Learning research*, vol. 12, pp. 2825–2830, 2011.
- [26] F. Boller and J. Becker, “Dementiabank database guide,” *University of Pittsburgh*, 2005.