

Homeostasis in Networks with Multiple Input Nodes and Robustness in Bacterial Chemotaxis

João Luiz de Oliveira Madeira
Universidade de São Paulo
Inst. Matemática e Estatística
São Paulo, 05508-090, Brasil
joao.madeira@usp.br

Fernando Antoneli
Universidade Federal de São Paulo
Escola Paulista de Medicina
São Paulo, 04039-032, Brazil
fernando.antoneli@unifesp.br

Abstract

A biological system is considered *homeostatic* when there is a regulated variable that is maintained within a narrow range of values. A closely related notion of *adaptation* can be defined as a process where a system initially responds to a stimulus, but then returns to basal or near-basal levels of activity after some period of time. Adaptation of the chemotaxis sensory pathway of the bacterium *Escherichia coli* is essential for detecting chemicals over a wide range of background concentrations, ultimately allowing cells to swim towards sources of attractant and away from repellents. Since bacterial chemotaxis is a paradigm for adaptation or homeostasis, we use it as a ‘model system’ to base the development of a general theory for the analysis of homeostasis in coupled dynamical systems associated with ‘input-output networks’ with multiple input nodes. This theory allows one to define and classify ‘homeostasis types’ of a given network in a ‘model independent’ fashion, in the sense that it depends only on the network topology and not on the specific model equations. Each ‘homeostasis type’ represents a possible mechanism for generating homeostasis and is associated with a suitable ‘subnetwork motif’. Within this framework it is also possible to formalise a notion of ‘generic property’ of a coupled dynamical system, generalising the notion of ‘robustness’. Finally, we apply our theory to a specific model of *Escherichia coli* chemotaxis and show that, from our abstract point of view, adaptation or homeostasis in the model is caused by a mechanism that we called *input counterweight*. This new homeostasis mechanism is generated by a balancing between the several input nodes of the network and requires the existence of at least two input nodes.

Contents

1	Introduction	2
2	Homeostasis in Coupled Systems	8
2.1	A Dynamical Systems Formalism for Homeostasis	8
2.2	Multiple Input-Node Input-Output Networks	9
2.3	Infinitesimal Homeostasis by Cramer’s Rule	10
2.4	Classes and Types of Homeostasis	12
2.5	Network Topology and Homeostasis	13
2.6	Enumerating Homeostasis Subnetworks	18
3	Analysis of <i>Escherichia coli</i> Chemotaxis	18
4	Structure of Infinitesimal Homeostasis	25
4.1	Core Networks	25
4.2	Generalized Homeostasis Matrix	30
4.3	Structure of the Homeostasis Blocks	32
4.4	Topological Characterization of Homeostasis Blocks	35
A	Irreducibility of Homogeneous Polynomials	51
B	Non-triviality of the Homeostasis Determinant	53

Keywords: Homeostasis, Coupled Systems, Combinatorial Matrix Theory, Input-Output Networks, Biochemical Networks, Perfect Adaptation

1 Introduction

A system exhibits *homeostasis* if on change of an input variable \mathcal{I} some observable $x_o(\mathcal{I})$ remains approximately constant. Many researchers have emphasised that homeostasis is an important phenomenon in biology. For example, the extensive work of Nijhout, Reed, Best and collaborators [7, 23–26] consider biochemical networks associated with metabolic signalling pathways. Further examples include regulation of cell number and size [19], control of sleep [32], and expression level regulation in housekeeping genes [3].

Adaptation is a closely related notion. It is the ability of a system to reset an observable $x_o(\mathcal{I})$ to its pre-stimulated output level (its *set point*) after responding to an external stimulus \mathcal{I} . Adaptation has been widely used in synthetic biology

and control engineering (cf. [2, 4, 5, 20, 29]). Here, the focus of the research is on the stronger condition of *perfect adaptation*, where the observable $x_o(\mathcal{I})$ is required to be constant over a range of external stimuli \mathcal{I} .

One of the most studied biological models that exhibits perfect adaptation (or perfect homeostasis) is the *Escherichia coli* chemotaxis [1, 6]. Generally speaking, *bacterial chemotaxis* refers to the ability of bacteria to sense changes in their extracellular environment and to bias their motility towards favourable stimuli (attractants) and away from unfavourable stimuli (repellents). Understanding the response of *E. coli* cells to external attractants has been the subject of experimental work and mathematical models for nearly 40 years.

Many models [1, 6] have been formulated and developed to provide a comprehensive description of the cellular processes and include details of receptor methylation, ligand-receptor binding and its subsequent effect on the biochemical signalling cascade, along with a description of motor driving CheY/CheY-P levels (see [30]). However, including such detail has often led to very complex mathematical models consisting of tens of governing differential equations, making mathematical analysis of the underlying cellular response difficult, if not in many cases, impossible.

Extensive mathematical modelling has described different aspects of the chemotaxis pathway and has mainly focused on explaining the initial response to addition of attractant, as well as robustness of perfect adaptation. For instance, Barkai and Leibler [6] showed that perfect adaptation is robust (insensitive to parameter variations in the pathway), if the kinetics of receptor methylation depends only on the activity of receptors and not explicitly on the receptor methylation level or external chemical concentration. Their idea was later extended by others, providing conditions for perfect adaptation [21, 33], as well as robustness to noise by the network architecture [17, 18].

A model proposed by Clausznitzer et al. [9] has sought to provide a comprehensive description of the *E. coli* response, by coupling a simplified statistical mechanical description of receptor methylation and ligand binding, with the signalling cascade dynamics. The model consists of five nonlinear ordinary differential equations (ODEs) and is parameterized using data from the literature. The authors were able to show that the model is in good agreement with experimental findings. However, it is a fifth-order nonlinear ODE model, still difficult to treat analytically. More recently, Edgington and Tindall [11] undertook a comprehensive mathematical analysis of a number of simplified forms of the model of [9] and proposed a fourth-order reduction of this model that has been used previously in the theoretical literature [10].

We consider here a fourth-order model of [10, 11]. The model for the regulation of concentration of CheA/CheA-P (a_p), CheY/CheY-P (y_p), CheB/CheB-P (b_p) and

the kinetics of receptor methylation (m) as the extracellular ligand concentration (L) is varied, is given by the following system of ODEs (in non-dimensional form)

$$\begin{aligned}
\frac{dm}{dt} &= \gamma_R (1 - \phi(m, L)) - \gamma_B \phi(m, L) b_p^2 \\
\frac{da_p}{dt} &= \phi(m, L) k_1 (1 - a_p) - k_2 (1 - y_p) a_p - k_3 (1 - b_p) a_p \\
\frac{dy_p}{dt} &= \alpha_1 k_2 (1 - y_p) a_p - k_4 y_p \\
\frac{db_p}{dt} &= \alpha_2 k_3 (1 - b_p) a_p - k_5 b_p
\end{aligned} \tag{1.1}$$

where $\gamma_B, \gamma_R, k_1, \dots, k_5$ are non-dimensional parameters and

$$\phi(m, L) = \frac{1}{1 + e^{F(m, L)}} \quad \text{and} \quad F(m, L) = N \left[1 - \frac{m}{2} + \log \left(\frac{1 + \frac{L}{K_a^{\text{off}}}}{1 + \frac{L}{K_a^{\text{on}}}} \right) \right] \tag{1.2}$$

The key observation of [11] is that system (1.1) has a unique asymptotically stable equilibrium $X^* = (m^*, a_p^*, y_p^*, b_p^*)$, with a_p^*, y_p^* and b_p^* positive, for the non-dimensional parameters obtained from the parameter values originally used in [9]. Furthermore, [11] were able to show that some pairs of parameters might yield oscillatory behavior, but in regions of parameter space outside that observed experimentally. This was done by carrying out the stability analysis for pair-wise parameter variations, whereby for each case the occurrence of at least two non-zero imaginary parts was recorded as indicating possible oscillatory dynamics. The steady-state X^* can be easily found by numerical integration for parameter values that are experimentally valid, although some combinations of parameters produce a large stiffness coefficient [9].

More importantly, the stability of X^* persists as L is varied in the range $(0, +\infty)$. By standard arguments (see subsection 2.1) this implies that there is a well-defined smooth mapping $L \mapsto X^*(L) = (m^*(L), a_p^*(L), y_p^*(L), b_p^*(L))$. Since the values of a_p^*, y_p^* and b_p^* are independent of L (see [11]), it follows that the individual component functions $a_p^*(L), y_p^*(L)$ and $b_p^*(L)$ are actually constant functions with respect to L .

In Figure 1 we show the time series of the three variables a_p, y_p and b_p and how they are perturbed when the parameter L is varied by sudden jumps. After a transient, which depends on the contraction rates at the equilibrium point, each variable returns to its corresponding steady-state value. Moreover, when the parameters $\gamma_B, \gamma_R, k_1, \dots, k_5$ are changed the equilibrium X^* also changes, but the new functions $a_p^*(L), y_p^*(L)$ and $b_p^*(L)$ remain constant with respect to L , possibly with

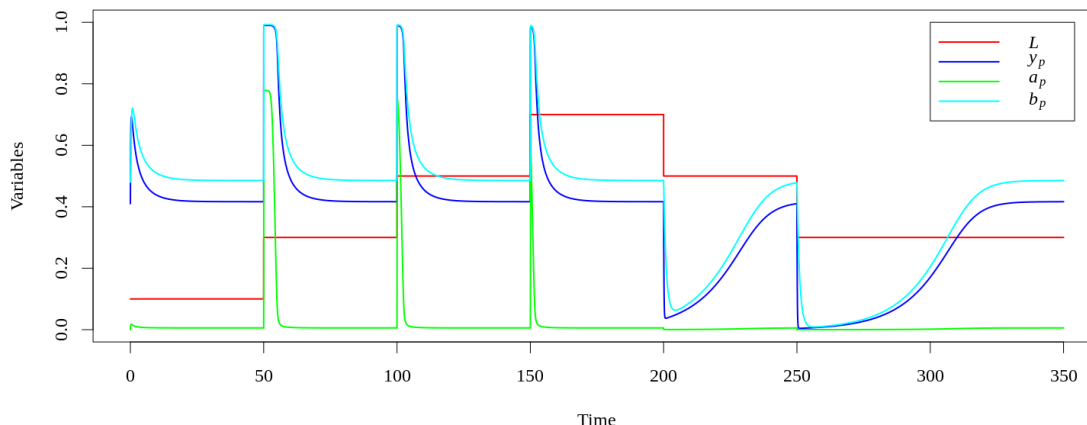


Figure 1: Time series of the model (1.1), showing perfect adaptation of the three variables a_p (green), b_p (cyan), y_p (blue) at the non-dimensional equilibrium given by $a_p^* = 5.5 \times 10^{-3}$, $b_p^* = 0.48$, $y_p^* = 0.41$. Input parameter L is given by a step function (red curve). Other parameters were set to non-dimensional values of [11, Table 2]. Time series were computed using the software XPPAUT [12].

different values. This is the robust perfect adaptation that was shown to occur in other models [1, 6, 17, 18, 21, 33].

Even though this result is completely expected, it raises an interesting question: *how come that several distinct mathematical models, with varying degrees of detail and distinct parameters are capable of exhibiting the same behavior, as far as homeostasis (or adaptation) is concerned?*

From the biological point of view it is a trivial question, since all these models are supposed to describe the same phenomenon, and hence, should yield the same predictions. Nevertheless, it is not a trivial *mathematical* issue. One could argue that these models are related among themselves by certain mathematical procedures, for instance, ‘reduction of variables’, ‘averaging’, etc., but it is not easy to show *a priori*, that any of these procedures preserve the property in question. Of course, after the procedure is applied, one can always check *a posteriori* if the property in question was lost or not.

Our goal in this paper is to understand how homeostasis (or adaptation) occurs in (1.1) – and, more generally, in a large class of systems containing it – by applying a newly developed theory for studying homeostasis in coupled systems. More specifically, Wang et al. [31], motivated by Reed et al. [27], introduced the notion of ‘abstract input-output network’ and developed a theory to analyse homeostasis in networks with a ‘single input node’ (see Section 2) based on the notion of ‘in-

‘finitesimal homeostasis’ proposed by Golubitsky and Stewart [14,15]. Unfortunately, results of [31] cannot be directly applied to (1.1), as this system has two input nodes.

One of the motivations of this paper is to extend the theory of [31] to input-output networks with multiple input nodes. The main outcome of this effort is an extension of the ‘classification of homeostasis types’ of [31]. In the original scheme of [31], ‘homeostasis types’ correspond to ‘mechanisms’ that are responsible for the occurrence of homeostasis in a network and are associated to certain ‘subnetwork motifs’. Moreover, these ‘homeostasis types’ are divided in two ‘homeostasis classes’, called *appendage* and *structural*. In our extended version of the theory, the same structure of the classification is maintained, with the addition of a new ‘homeostasis class’, that does not exist in the single node case, called *input counterweight*. This new homeostasis mechanism is generated by a balancing between the several input nodes of the network and requires the existence of at least two input nodes. In fact, the main idea in our approach is to consider, for each input node, a corresponding single input-output network (by ‘forgetting’ the action of the input parameter on the other input nodes) and to apply the results of [31] to each of these networks. The novelty consists in showing that the results for the individual single input-output networks are compatible in a certain sense and allows one to deduce the extend the classification to the full multiple input-output network. We believe that this approach can be extended to the case of multiple parameter multiple input-output networks, thus covering a vastly general class of networks. This possibility will be pursued in another publication.

Another motivation is to show how to recast a specific model, such as (1.1), on the abstract framework developed here and to study the ‘robustness’ of certain properties. Undoubtedly, an important concern when analysing a theoretical model given by a dynamical system is whether the properties of interest are preserved under perturbations (of a certain type). For instance, in systems biology and control engineering phenomena are usually modelled by a parametric family of ODEs and a relevant concept ‘robustness’ means that a property is *robust* if it is preserved by changes in the parameters of the model. This is exactly the notion of robustness that is employed in the literature on perfect adaptation of chemotaxis [1, 6, 9, 11, 21, 33]. In singularity theory one is concerned with parametric families of maps or dynamical systems, as well. However, the role of ‘robustness’ is played by *genericity* – structure preservation by all small perturbations (with respect to an appropriate function space). In this case the small perturbations are as general as possible, and not restricted to variation of parameters within a fixed family. Of course, in order consider robustness in this wider sense one is required to go beyond the analysis of a fixed parametric family and work with infinite dimensional spaces of systems.

Returning to the analysis of model (1.1) using the theory developed here, we obtained the following results (see Section 3):

- (1) Using the classification of homeostasis types we provide a new perspective at perfect adaptation exhibited by (1.1) and show that the mechanism responsible for it is the novelty of our theory, the input counterweight homeostasis.
- (2) There is an infinite dimensional ‘space of admissible perturbations’ of (1.1) that *exhibit* perfect adaptation. By ‘admissible perturbation’ we mean a vector field that is compatible with the same network structure of (1.1). This goes far beyond the concept of ‘robustness’ in the strict sense of preservation by changes in the parameters.
- (3) There is an infinite dimensional ‘space of admissible perturbations’ of (1.1) that destroy perfect adaptation. Again, by ‘admissible perturbation’ we mean a vector field that is compatible with the same network structure of (1.1). This is illustrated in Figure 4.

From the singularity theory point of view, item (3) above is expected. It is well-known that an exactly flat (constant) function has ‘infinite codimension’. However, in biology, homeostasis is an emergent property of the system, not a preset target value, thus it is expected that the input-output function is only approximately flat. Many of the more recent models of homeostasis do not assume a preset target value; instead, this emerges from the dynamics of the model. This means that we expect typical singularities to have finite codimension, and the approach based on singularity theory is then potentially useful. In fact, it is shown in [14, 15] that ‘infinitesimal homeostasis’ is a finite codimension property.

It is clear that perfect adaptation is not a generic property, but it seems that the weaker versions, namely ‘infinitesimal homeostasis’ and ‘near perfect adaptation’, are persistent in the model equation (1.1), for a wide class of perturbations that destroy perfect adaptation, as mentioned in item (3) above (see Figure 4). Based on these observations we propose the following.

Conjecture. Fix a multiple input nodes input-output network \mathcal{G} and an appropriate functional space of vector fields $\mathcal{X}_{\mathcal{G}}$ compatible with the network \mathcal{G} .

- (1) Near perfect adaptation occurs generically in $\mathcal{X}_{\mathcal{G}}$, in the sense that it holds on an open subset $\mathcal{X}_{\mathcal{G}}$.
- (2) Infinitesimal homeostasis occurs generically in $\mathcal{X}_{\mathcal{G}}$, in the sense that it holds on an open subset of finite-parameter families in $\mathcal{X}_{\mathcal{G}}$.

Structure of the paper. The remaining of this paper is divided in three parts. In Section 2 we present the general theory of infinitesimal homeostasis for networks with multiple input nodes. In Section 3 we apply the general theory to study homeostasis in the model equations (1.1) for bacterial chemotaxis. In Section 4 we provide detailed proofs of the theorems of the general theory. Sections 2 and 3 can be read independently from Section 4.

2 Homeostasis in Coupled Systems

In this section we define the basic objects of the theory: multiple input nodes input-output networks, network admissible systems of differential equations, input-output functions and infinitesimal homeostasis points. Then we introduce the generalised homeostasis matrix and show how to use it to find infinitesimal homeostasis points and to classify homeostasis types. Finally, we relate the classification of homeostasis types with the topology of the network by associating ‘subnetwork motifs’ to the irreducible factors of the determinant of the generalised homeostasis matrix and present an algorithm to find all these factors in terms of the ‘subnetwork motifs’ constructed before.

2.1 A Dynamical Systems Formalism for Homeostasis

Golubitsky and Stewart proposed a mathematical method for the study of homeostasis based on dynamical systems theory [14, 15] (see the review [16]). In this framework, one consider a system of differential equations

$$\dot{X} = F(X, \mathcal{I}) \tag{2.3}$$

where $X = (x_1, \dots, x_k) \in \mathbb{R}^k$ and parameter $\mathcal{I} \in \mathbb{R}$ represents the external input to the system.

Suppose that (X^*, \mathcal{I}^*) is a linearly stable equilibrium of (2.3). By the implicit function theorem, there is a function $\tilde{X}(\mathcal{I})$ defined in a neighborhood of \mathcal{I}^* such that $\tilde{X}(\mathcal{I}^*) = X^*$ and $F(\tilde{X}(\mathcal{I}), \mathcal{I}) \equiv 0$. The simplest case is when there is a variable, let’s say x_k , whose output is of interest when \mathcal{I} varies. Define the associated *input-output function* as $z(\mathcal{I}) = \tilde{x}_k(\mathcal{I})$.

The input-output function allows one to formulate two of the most used definitions that capture the notion of homeostasis [2, 20, 29].

Definition 2.1. Let $z(\mathcal{I})$ be the input-output function associated to a system of differential equations (2.3). We say that the corresponding system (2.3) exhibits

(a) *Perfect Homeostasis (Adaptation)* on the interval $]I_1, I_2[$ if

$$\frac{dz}{dI}(I) = 0 \quad \text{for all } I \in]I_1, I_2[\quad (2.4)$$

That is, z is constant on $]I_1, I_2[$.

(b) *Near-perfect Homeostasis (Adaptation)* relative to the point I_0 on the interval $]I_1, I_2[$ if for a fixed δ

$$|z(I) - z(I_0)| \leq \delta \quad \text{for all } I \in]I_1, I_2[\quad (2.5)$$

That is, z stays within $z(I_0) \pm \delta$ on $]I_1, I_2[$.

It is clear that perfect homeostasis implies near-perfect homeostasis, but the converse does not hold. Inspired by Reed et al. [7,22], Golubitsky and Stewart [14,15] introduced another definition of homeostasis that is essentially intermediate between perfect and near-perfect homeostasis. Moreover, this new definition allows the tools from singularity theory to bear on the study of homeostasis.

Definition 2.2. Let $z(I)$ be the input-output function associated to a system of differential equations (2.3). We say that the corresponding system (2.3) displays *Infinitesimal Homeostasis* at the point I_0 on the interval $]I_1, I_2[$ if

$$\frac{dz}{dI}(I_0) = 0 \quad (2.6)$$

It is obvious that perfect homeostasis implies infinitesimal homeostasis. Moreover, it follows from Taylor's theorem that infinitesimal homeostasis implies near-perfect homeostasis in a neighborhood of I_0 . It is easy to see that the converse to both implications is not generally valid (see [27]).

When combined with coupled systems theory [13] the formalism of [14–16] becomes very effective in the analysis of model equations.

2.2 Multiple Input-Node Input-Output Networks

A *multiple input-node input-output network* is a network \mathcal{G} with n distinguished *input nodes* $\iota = \{\iota_1, \iota_2, \dots, \iota_n\}$, all of them associated to the same input parameter I , one distinguished *output node* o , and N *regulatory nodes* $\rho = \{\rho_1, \dots, \rho_N\}$. The associated network systems of differential equations have the form

$$\begin{aligned} \dot{x}_\iota &= f_\iota(x_\iota, x_\rho, x_o, I) \\ \dot{x}_\rho &= f_\rho(x_\iota, x_\rho, x_o) \\ \dot{x}_o &= f_o(x_\iota, x_\rho, x_o) \end{aligned} \quad (2.7)$$

where $\mathcal{I} \in \mathbb{R}$ is an *external input parameter* and $X = (x_\iota, x_\rho, x_o) \in \mathbb{R}^n \times \mathbb{R}^N \times \mathbb{R}$ is the vector of state variables associated to the network nodes.

We write a vector field associated with the system (2.7) as

$$F(X, \mathcal{I}) = (f_\iota(X, \mathcal{I}), f_\rho(X), f_o(X))$$

and call it an *admissible vector field* for the network \mathcal{G} .

Let f_{j,x_ℓ} denote the partial derivative of the j^{th} node function f_j with respect to the ℓ^{th} node variable x_ℓ . We make the following assumptions about the vector field F throughout:

- (a) The vector field F is smooth and has an asymptotically stable equilibrium at (X^*, \mathcal{I}^*) . Therefore, by the implicit function theorem, there is a function $\tilde{X}(\mathcal{I})$ defined in a neighborhood of \mathcal{I}^* such that $\tilde{X}(\mathcal{I}^*) = X^*$ and $F(\tilde{X}(\mathcal{I}), \mathcal{I}) \equiv 0$.
- (b) The partial derivative f_{j,x_ℓ} can be non-zero only if the network \mathcal{G} has an arrow $\ell \rightarrow j$, otherwise $f_{j,x_\ell} \equiv 0$.
- (c) Only the input node coordinate functions f_{ι_m} depend on the external input parameter \mathcal{I} and the partial derivative of $f_{\iota_m, \mathcal{I}}$ generically satisfies

$$f_{\iota_m, \mathcal{I}} \neq 0. \tag{2.8}$$

Definition 2.3. Let \mathcal{G} be an input-output network with n input nodes and F be a family admissible vector field with equilibrium point $\tilde{X}(\mathcal{I}) = (x_\iota(\mathcal{I}), x_\rho(\mathcal{I}), x_o(\mathcal{I}))$. The mapping $\mathcal{I} \mapsto x_o(\mathcal{I})$ is called the *input-output function* of the network \mathcal{G} , relative to the family of equilibria $\tilde{X}(\mathcal{I})$.

2.3 Infinitesimal Homeostasis by Cramer's Rule

As noted previously [14, 16, 27, 31], a straightforward application of Cramer's rule gives a formula for determining infinitesimal homeostasis points. This has a straightforward generalization to multiple input networks.

Let J be the $(n + N + 1) \times (n + N + 1)$ Jacobian matrix of an admissible vector field $F = (f_\iota, f_\sigma, f_o)$, that is,

$$J = \begin{pmatrix} f_{\iota, x_\iota} & f_{\iota, x_\rho} & f_{\iota, x_o} \\ f_{\rho, x_\iota} & f_{\rho, x_\rho} & f_{\rho, x_o} \\ f_{o, x_\iota} & f_{o, x_\rho} & f_{o, x_o} \end{pmatrix} \tag{2.9}$$

The $(n + N + 1) \times (n + N + 1)$ matrix $\langle H \rangle$ obtained from J by replacing the last column by $(-f_{\iota, \mathcal{I}}, 0, 0)^t$, is called *generalized homeostasis matrix*:

$$\langle H \rangle = \begin{pmatrix} f_{\iota, x_{\iota}} & f_{\iota, x_{\rho}} & -f_{\iota, \mathcal{I}} \\ f_{\rho, x_{\iota}} & f_{\rho, x_{\rho}} & 0 \\ f_{o, x_{\iota}} & f_{o, x_{\rho}} & 0 \end{pmatrix} \quad (2.10)$$

Here all partial derivatives f_{ℓ, x_j} are evaluated at $(\tilde{X}(\mathcal{I}), \mathcal{I})$.

Lemma 2.1. *The input-output function $x_o(\mathcal{I})$ satisfies*

$$x'_o(\mathcal{I}) = \frac{\det(\langle H \rangle)}{\det(J)} \quad (2.11)$$

Here $\det(J)$ and $\det(\langle H \rangle)$ are evaluated at $(\tilde{X}(\mathcal{I}), \mathcal{I})$. Hence, \mathcal{I}_0 is a point of infinitesimal homeostasis if and only if

$$\det(\langle H \rangle) = 0 \quad (2.12)$$

at the equilibrium $(\tilde{X}(\mathcal{I}_0), \mathcal{I}_0)$.

Proof. Implicit differentiation of the equation $f(\tilde{X}(\mathcal{I}), \mathcal{I}) = 0$ with respect to \mathcal{I} yields the linear system

$$J \begin{pmatrix} x'_i \\ x'_\rho \\ x'_o \end{pmatrix} = - \begin{pmatrix} f_{\iota, \mathcal{I}} \\ 0 \\ 0 \end{pmatrix} \quad (2.13)$$

Since $\tilde{X}(\mathcal{I})$ is assumed to be a linearly stable equilibrium, it follows that $\det(J) \neq 0$. On applying Cramer's rule to (2.13) we can solve for $x'_o(\mathcal{I})$ obtaining (2.11). \square

By expanding $\det(\langle H \rangle)$ with respect to the last column and each ι_k (input) row one obtains

$$\det(\langle H \rangle) = \sum_{m=1}^n \pm f_{\iota_m, \mathcal{I}} \det(H_{\iota_m}) \quad (2.14)$$

Note that when there is a single input node, i.e. $n = 1$, Lemma 2.1 gives the corresponding result obtained in [31]. In this case, there is only one matrix $H_{\iota_m} = H$, called the *homeostasis matrix*, that played a fundamental role in the theory developed in [31]. Hence, it is expected that the matrices H_{ι_m} should play a similar role in the generalization of [31] to the multiple input node case.

Definition 2.4. Let \mathcal{G} be an input-output network with n input nodes and f be an admissible vector field, with a family of equilibrium points $\tilde{X}(\mathcal{I})$. The *partial homeostasis matrix* H_{ι_m} of f is obtained from the Jacobian matrix J of F by dropping the last column and the ι_m row (see formula (4.51)).

2.4 Classes and Types of Homeostasis

The classification of homeostasis types proceed as in [31]. The first step is to apply Frobenius-König theory [8, 28] to the generalized homeostasis matrix $\langle H \rangle$. More precisely, Frobenius-König theory implies that there exists (constant) permutation matrices P and Q such that

$$P\langle H \rangle Q = \begin{pmatrix} B_1 & * & \cdots & * & * \\ 0 & B_2 & \cdots & * & * \\ \vdots & \vdots & \ddots & \vdots & \vdots \\ 0 & 0 & \cdots & B_s & * \\ 0 & 0 & \cdots & 0 & C \end{pmatrix} \quad (2.15)$$

where each diagonal block B_1, \dots, B_s and C is fully indecomposable (in the sense of [8]), that is, $\det(B_1), \dots, \det(B_s)$ and $\det(C)$ are irreducible polynomials. As P and Q are constant permutation matrices, we have that

$$\det(\langle H \rangle) = \pm \det(B_1) \cdots \det(B_s) \cdot \det(C) \quad (2.16)$$

In order to simplify nomenclature, we will call B_1, \dots, B_s and C *irreducible homeostasis blocks*, although in the literature the term irreducible matrix may have a different meaning (see [28]).

A direct comparison of factorization (2.16) with expansion (2.14) suggests that the irreducible factors $\det(B_j)$ are the common factors of $\det(H_{\iota_m})$ and $\det(C)$ is a weighted alternating sum of $f_{\iota_1, \mathcal{I}}, \dots, f_{\iota_n, \mathcal{I}}$. Indeed, as we show in Section 4, the matrix C in (2.15) contains all the functions $f_{\ell, \mathcal{I}}$ as entries, that is, it is a homogeneous polynomial of degree 1 on $f_{\iota_1, \mathcal{I}}, \dots, f_{\iota_n, \mathcal{I}}$, whereas the matrices B_1, \dots, B_s do not contain any of them.

The next step is to classify the irreducible homeostasis blocks of $\langle H \rangle$ according to their number number of self-couplings. Indeed, we show that each block B_j of order k_j has exactly k_j or $k_j - 1$ self-couplings (see Section 4). But, unlike [31], in the multiple input nodes case we find *three* classes of irreducible homeostasis blocks that may occur in core networks with multiple input nodes.

Definition 2.5. Let B_j be an irreducible homeostasis block of order k_j which does not contain any partial derivatives $f_{\iota_m, \mathcal{I}}$ with respect to \mathcal{I} . We say that the homeostasis class of B_j is *appendage* if B_j has k_j self-couplings and *structural* if B_j has $k_j - 1$ self-couplings.

Definition 2.6. We say \mathcal{G} exhibits *appendage homeostasis* if there is an appendage irreducible homeostasis block B_j such that $\det(B_j) = 0$. In an analogous way, we

say \mathcal{G} exhibits *structural homeostasis* if there is an structural irreducible homeostasis block B_j such that $\det(B_j) = 0$.

As shown in Wang et al. [31], appendage and structural homeostasis occur in core networks with one input node. Nevertheless, networks with multiple input nodes also exhibit a new class of homeostasis that is not found in networks with only one input node.

Definition 2.7. Let C be an irreducible homeostasis block whose determinant $\det(C)$ is an homogeneous polynomial of degree 1 on the variables $f_{\iota_1, \mathcal{I}}, \dots, f_{\iota_n, \mathcal{I}}$. We say that the homeostasis class of C is *input counterweight*. Moreover, we say that \mathcal{G} exhibits *input counterweight homeostasis* when $\det(C) = 0$.

The final step in our theory is to associate a ‘subnetwork motif’ of \mathcal{G} to each homeostasis block of $\langle H \rangle$ in such a way that each class of homeostasis corresponds to a distinguished class of subnetworks. Because of the appearance of a third homeostasis class, the extension of the results of [31] to the multiple input nodes require several new ideas.

2.5 Network Topology and Homeostasis

We start with the basic combinatorial definitions needed to understand the construction of ‘subnetwork motifs’ associated with the homeostasis blocks in networks with multiple input nodes.

Recall that a node ρ is *downstream* from a node τ if there is a directed path from τ to ρ and *upstream* if there is a directed path from ρ to τ . We always assume that every node is downstream and upstream from itself.

Remark 2.8. From now on we assume that all networks satisfy the following condition: the output node is downstream from all input nodes. This seemingly innocuous assumption, that is implicit in every study about input-output networks, is absolutely necessary to ensure that all results are true and non-trivial (see Appendix B).

Definition 2.9. Let \mathcal{G} be a network with input nodes ι_1, \dots, ι_n and output node o . We call \mathcal{G} a *core network* if every node in \mathcal{G} is upstream from o and downstream from at least one input node. Analogously, we define the core subnetwork \mathcal{G}_m between ι_m and o as the subnetwork composed by nodes downstream ι_m and upstream o .

The main result about core networks (extending [31, Thm 2.4]) is that infinitesimal homeostasis in \mathcal{G}_c is ‘the same’ as in \mathcal{G} (see Theorem 4.2 for details). Therefore, without loss of generality, one can consider only core networks.

We classify the nodes in a core network \mathcal{G} according to their role in the topology of the network.

Definition 2.10. Let \mathcal{G} be a core network with input nodes $\iota_1, \iota_2, \dots, \iota_n$ and output node o .

- (a) A directed path connecting nodes ρ and τ is called a *simple path* if it visits each node on the path at most once.
- (b) An $\iota_m o$ -*simple path* is a simple path connecting the input node ι_m to the output node o .
- (c) A node is ι_m -*simple* if it lies on an $\iota_m o$ -simple path.
- (d) A node is ι_m -*appendage* if it is downstream from ι_m and it is not an ι_m -simple node.
- (e) A node is *absolutely simple* if it is an ι_m -simple node, for every $m = 1, \dots, n$.
- (f) A node is *absolutely appendage* if it is an ι_m -appendage node, for every $m = 1, \dots, n$.

Wang et al. [31] introduced the concept of path equivalent classes in appendage subnetworks of networks with only one input node. As we need this definition in other contexts, we generalise it to every subnetwork of \mathcal{G} .

Definition 2.11. Let \mathcal{K} be a nonempty subnetwork of \mathcal{G} . We say that nodes ρ_i, ρ_j of \mathcal{K} are *path equivalent in \mathcal{K}* if there are paths in \mathcal{K} from ρ_i to ρ_j and from ρ_j to ρ_i . A \mathcal{K} -*path component* is a path equivalence class in \mathcal{K} .

Definition 2.12. Let \mathcal{G} be a core subnetwork with multiple input nodes ι_1, \dots, ι_n and output node o and let \mathcal{G}_m be the core subnetwork between ι_m and o .

- (a) The \mathcal{G}_m -*complementary subnetwork* of an $\iota_m o$ -simple path S is the subnetwork $C_m S$ consisting of all nodes of \mathcal{G}_m not on S and all arrows in \mathcal{G}_m connecting those nodes.
- (b) The \mathcal{G} -*complementary subnetwork* of an $\iota_m o$ -simple path S is the subnetwork $C S$ consisting of all nodes of \mathcal{G} not on S and all arrows in \mathcal{G} connecting those nodes.

We start with the ‘subnetwork motifs’ associated with appendage homeostasis.

Definition 2.13. Let \mathcal{G} be a core subnetwork with multiple input nodes ι_1, \dots, ι_n and output node o and let \mathcal{G}_m be the core subnetwork between ι_m and o .

- (a) For every $m = 1, \dots, n$, we define the ι_m -appendage subnetwork $\mathcal{A}_{\mathcal{G}_m}$ as the subnetwork of \mathcal{G} composed by all ι_m -appendage nodes and all arrows in \mathcal{G} connecting ι_m -appendage nodes.
- (b) The appendage subnetwork $\mathcal{A}_{\mathcal{G}}$ is the subnetwork of \mathcal{G} composed by all absolutely appendage nodes and all arrows in \mathcal{G} connecting absolutely appendage nodes, i.e.,

$$\mathcal{A}_{\mathcal{G}} = \mathcal{A}_{\mathcal{G}_1} \cap \dots \cap \mathcal{A}_{\mathcal{G}_n}$$

By Definition 2.11, each path component of a network is a path equivalence class of this network. Therefore, we can partition $\mathcal{A}_{\mathcal{G}}$ in different $\mathcal{A}_{\mathcal{G}}$ -path components. We still need another concept to associate a component of this partition with the appendage homeostasis blocks.

Definition 2.14. Let \mathcal{A}_i be an $\mathcal{A}_{\mathcal{G}}$ -path component. We say that \mathcal{A}_i satisfies the *generalised no cycle condition* if the following holds: for every $m = 1, \dots, n$, for every $\iota_m o$ -simple path S_m , nodes in \mathcal{A}_i are not CS_m -path equivalent to any node in $CS_m \setminus \mathcal{A}_i$.

The condition in Definition 2.14 is the correct generalisation of the ‘no cycle condition’ of Wang et al. [31]. Finally, it is shown in Section 4, that each appendage homeostasis block corresponds exactly to an $\mathcal{A}_{\mathcal{G}}$ -path component \mathcal{A}_i satisfying the generalised no cycle condition is an irreducible appendage homeostasis block (see Theorems 4.11 and 4.13). Moreover, this is equivalent to the assertion that each appendage homeostasis block is an appendage homeostasis block of each core subnetwork \mathcal{G}_m (see Theorems 4.10 and 4.12).

The topological characterisation of appendage homeostasis in networks with multiple input nodes is similar to the topological characterisation of appendage homeostasis in single input node networks. This is not the case for the other homeostasis classes. Indeed, in single input node networks there are only two classes of homeostasis, appendage and structural, while in networks with multiple input nodes there is also the input counterweight homeostasis. Moreover, single input node networks always support structural homeostasis, which is not always the case with networks with multiple input nodes (see Section 4).

Now we consider the ‘subnetwork motifs’ associated with structural homeostasis.

Definition 2.15. Let \mathcal{G} be a core subnetwork with multiple input nodes ι_1, \dots, ι_n and output node o .

- (a) An ι_m -super-simple node is an ι_m -simple node that lies on every $\iota_m o$ -simple path.

- (b) An *absolutely super-simple node* is an absolutely simple node that lies on every $\iota_m o$ -simple path, for every $m = 1, \dots, n$. In particular, an absolutely super simple-node is an ι_m -super-simple node, for every $m = 1, \dots, n$.

It is straightforward that every core network \mathcal{G} with multiple input nodes ι_1, \dots, ι_n and output node o has at least one absolutely super-simple node: the output node o . However, in contrast to core networks with only one input node where both the input the output nodes are super-simple, core networks with multiple input nodes may exhibit the output node as their only super-simple node (see Figure 2). In fact, as we will see later, this is the reason why abstract core networks with multiple input nodes do not necessarily support structural homeostasis.

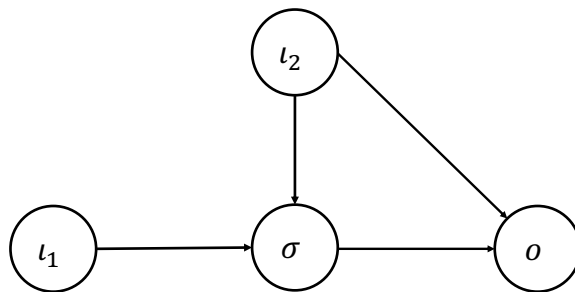


Figure 2: A core network with input nodes ι_1 and ι_2 and output node o . The only absolutely super-simple node is o . Node σ is an absolutely simple node, but it is not between two absolutely super-simple nodes, as it would be expected for core networks with only one input node (see Lemma 4.17).

Similarly to what happens in networks with single input node there is a natural way of ordering the absolutely super-simple. Indeed, the absolutely super-simple nodes can be uniquely ordered by $\rho_1 > \rho_2 > \dots > \rho_p > o$, where $a > b$ when b is downstream a by all $\iota_m o$ -simple paths (see Lemma 4.15). Through this ordering, we say that two absolutely super-simple nodes ρ_k, ρ_{k+1} are *adjacent* when ρ_{k+1} is the first absolutely super-simple node which appears after ρ_k .

Definition 2.16. Let $\rho_k > \rho_{k+1}$ be adjacent absolutely super-simple nodes.

- (a) An absolutely simple node ρ is *between* ρ_k and ρ_{k+1} if there exists an $\iota_m o$ -simple path that includes ρ_k to ρ to ρ_{k+1} in that order, for some $m \in \{1, \dots, n\}$.

- (b) The *absolutely super-simple subnetwork*, denoted $\mathcal{L}(\rho_k, \rho_{k+1})$, is the subnetwork whose nodes are absolutely simple nodes between ρ_k and ρ_{k+1} and whose arrows are arrows of \mathcal{G} connecting nodes in $\mathcal{L}(\rho_k, \rho_{k+1})$.

In addition to the $\mathcal{A}_{\mathcal{G}}$ -path components that satisfy the generalized no cycle condition there may be $\mathcal{A}_{\mathcal{G}}$ -path components \mathcal{B}_i that do not satisfy this property. More precisely, for every $m = 1, \dots, n$, there is an $\iota_m o$ -simple path S_m such that nodes in \mathcal{B}_i are CS_m -path equivalent to an absolutely simple node in $CS_m \setminus \mathcal{B}_i$ which belongs to an absolutely super-simple subnetwork $\mathcal{L}(\rho_k, \rho_{k+1})$, where ρ_k, ρ_{k+1} are adjacent absolutely super-simple nodes. There is a unique correspondence between each $\mathcal{A}_{\mathcal{G}}$ -path component \mathcal{B}_i and the absolutely super-simple subnetwork to which \mathcal{B}_i is CS_m -path equivalent, for some $\iota_m o$ -simple path S_m (see Lemma 4.20). The union of the $\mathcal{A}_{\mathcal{G}}$ -path components \mathcal{B}_i and the corresponding absolutely super-simple subnetworks generate the primary subnetworks associated to structural homeostasis.

Definition 2.17. Let ρ_k and ρ_{k+1} be adjacent absolutely super-simple nodes in \mathcal{G} . The *absolutely super-simple structural subnetwork* $\mathcal{L}'(\rho_k, \rho_{k+1})$ is the input-output subnetwork consisting of nodes in $\mathcal{L}(\rho_k, \rho_{k+1}) \cup \mathcal{B}$, where \mathcal{B} consists of all absolutely appendage nodes that are CS_m -path equivalent to nodes in $\mathcal{L}(\rho_k, \rho_{k+1})$ for some $\iota_m o$ -simple path S_m , for some $m \in \{1, \dots, n\}$, i.e., \mathcal{B} consists of all $\mathcal{A}_{\mathcal{G}}$ -path components \mathcal{B}_i that are CS_m -path equivalent to nodes in $\mathcal{L}(\rho_k, \rho_{k+1})$ for some S_m , for some $m \in \{1, \dots, n\}$. Arrows of $\mathcal{L}'(\rho_k, \rho_{k+1})$ are arrows of \mathcal{G} that connect nodes in $\mathcal{L}'(\rho_k, \rho_{k+1})$. Note that ρ_k is the input node and that ρ_{k+1} is the output node of $\mathcal{L}'(\rho_k, \rho_{k+1})$.

Each absolutely super-simple structural subnetwork $\mathcal{L}'(\rho_k, \rho_{k+1})$ is a single node input-output network with ρ_k as the input node and ρ_{k+1} as the output node. Therefore, the homeostasis matrix $H(\mathcal{L}'(\rho_k, \rho_{k+1}))$ is well defined. Indeed, we show that the homeostasis matrix of each absolutely super-simple structural subnetwork corresponds to an irreducible structural homeostasis block and, conversely, each irreducible structural homeostasis block is given by the homeostasis matrix of an absolutely super-simple structural subnetwork (see Theorems 4.22 and 4.23).

Finally, we define the ‘subnetwork motif’ associated with input counterweight homeostasis.

Definition 2.18. Let the absolutely super-simple nodes of \mathcal{G} be $\rho_1 > \dots > \rho_s > o$. The *input counterweight subnetwork* $\mathcal{W}_{\mathcal{G}}$ of \mathcal{G} is the subnetwork composed by: (1) the input nodes ι_1, \dots, ι_n , (2) the absolutely super-simple node ρ_1 , (3) nodes τ for which there exists an $m \in \{1, \dots, n\}$ such that there is an $\iota_m o$ -simple path that passes at ι_m, τ and ρ_1 in that order, (4) the nodes that are not absolutely appendage nor absolutely simple, and (5) nodes in \mathcal{C} , where \mathcal{C} consists of all absolutely appendage

nodes that are CS_m -path equivalent to nodes that are not absolutely appendage and that are not between two absolutely super-simple nodes, for some $\iota_m o$ -simple path S_m ($m \in \{1, \dots, n\}$). Arrows of $\mathcal{W}_{\mathcal{G}}$ are the arrows of \mathcal{G} that connect nodes of $\mathcal{W}_{\mathcal{G}}$.

2.6 Enumerating Homeostasis Subnetworks

The classification of homeostasis types obtained in this paper allows us to write down an algorithm for enumerating subnetworks corresponding to the $r = p + q + 1$ homeostasis blocks.

Step 1: Determine the $\mathcal{A}_{\mathcal{G}}$ -path components $\mathcal{A}_1, \dots, \mathcal{A}_p$ satisfying the generalized no cycle condition. By Theorems 4.11 and 4.13, these are the appendage homeostasis subnetworks of \mathcal{G} , and their corresponding Jacobian matrix $J_{\mathcal{A}_i}$ is an irreducible appendage homeostasis block that appears in the normal form of $\langle H \rangle$. Moreover, there are p independent defining conditions for appendage homeostasis based on the determinants $\det(J_{\mathcal{A}_i}) = 0$, for $i = 1, \dots, p$.

Step 2: Determine the absolutely super-simple nodes of \mathcal{G} . If the only absolutely super-simple node of \mathcal{G} is o , then \mathcal{G} does not support structural homeostasis. On the other hand, if there is more than one absolutely super-simple node, consider their natural order $\rho_1 > \dots > \rho_q > \rho_{q+1} = o$ and determine the corresponding absolutely super-simple structural subnetwork $\mathcal{L}'(\rho_k, \rho_{k+1})$. By Theorems 4.22 and 4.23, the corresponding homeostasis matrix $H(\mathcal{L}'(\rho_k, \rho_{k+1}))$ is an irreducible structural homeostasis block that appears in the normal form of $\langle H \rangle$. Moreover, there are q independent defining conditions for structural homeostasis based on the determinants $\det(H(\mathcal{L}'(\rho_k, \rho_{k+1}))) = 0$, for $k = 1, \dots, q$.

Step 3: Determine the input counterweight subnetwork $\mathcal{W}_{\mathcal{G}}$ of \mathcal{G} . Then, the generalized homeostasis matrix of $\langle H \rangle(\mathcal{W}_{\mathcal{G}})$ is, up to permutation of rows or columns, the input counterweight homeostasis block C that appears in the normal form of $\langle H \rangle$. Furthermore, there is one defining condition for input counterweight homeostasis based on the determinant $\det(\langle H \rangle(\mathcal{W}_{\mathcal{G}})) = 0$.

3 Analysis of *Escherichia coli* Chemotaxis

In order to apply the theory developed in this paper to the model for the *Escherichia coli* chemotaxis of [11], we first must rewrite the system (1.1) in the standard form (2.7). We make the following correspondence between variables: $m \leftrightarrow x_{\iota_1}$, $a_p \leftrightarrow x_{\iota_2}$,

$b_p \leftrightarrow x_\sigma$, $y_p \leftrightarrow x_o$, $L \leftrightarrow \mathcal{I}$. This gives the following system of ODEs

$$\begin{aligned}\dot{x}_{\iota_1} &= \gamma_R (1 - \phi(x_{\iota_1}, \mathcal{I})) - \gamma_B x_\sigma^2 \phi(x_{\iota_1}, \mathcal{I}) \\ \dot{x}_{\iota_2} &= \phi(x_{\iota_1}, \mathcal{I}) k_1 (1 - x_{\iota_2}) - k_2 (1 - x_o) x_{\iota_2} - k_3 (1 - x_\sigma) x_{\iota_2} \\ \dot{x}_\sigma &= \alpha_2 k_3 (1 - x_\sigma) x_{\iota_2} - k_5 x_\sigma \\ \dot{x}_o &= \alpha_1 k_2 (1 - x_o) x_{\iota_2} - k_4 x_o\end{aligned}\tag{3.17}$$

with the function ϕ given by (1.2) and the input parameter \mathcal{I} . Note that the ODE system (3.17) is an admissible system for the abstract input-output network shown in Figure 3(a). In fact, the general form of an admissible system for this network is

$$\begin{aligned}\dot{x}_{\iota_1} &= f_{\iota_1}(x_{\iota_1}, x_\sigma, \mathcal{I}) \\ \dot{x}_{\iota_2} &= f_{\iota_2}(x_{\iota_1}, x_{\iota_2}, x_\sigma, x_o, \mathcal{I}) \\ \dot{x}_\sigma &= f_\sigma(x_{\iota_2}, x_\sigma) \\ \dot{x}_o &= f_o(x_{\iota_2}, x_o)\end{aligned}\tag{3.18}$$

From the theory developed in this paper, it is clear that the network \mathcal{G} is a core network with input nodes ι_1 and ι_2 and output node o . This core network is the union of networks \mathcal{G}_1 (the core subnetwork between ι_1 and o) and \mathcal{G}_2 (the core subnetwork between ι_2 and o).

The Jacobian matrix of network \mathcal{G} is:

$$J = \begin{pmatrix} f_{\iota_1, x_{\iota_1}} & 0 & f_{\iota_1, x_\sigma} & 0 \\ f_{\iota_2, x_{\iota_1}} & f_{\iota_2, x_{\iota_2}} & f_{\iota_2, x_\sigma} & f_{\iota_2, x_o} \\ 0 & f_{\sigma, x_{\iota_2}} & f_{\sigma, x_\sigma} & 0 \\ 0 & f_{o, x_{\iota_2}} & 0 & f_{o, x_o} \end{pmatrix}\tag{3.19}$$

The generalised homeostasis matrix of network \mathcal{G} is:

$$\langle H \rangle = \begin{pmatrix} f_{\iota_1, x_{\iota_1}} & 0 & f_{\iota_1, x_\sigma} & -f_{\iota_1, \mathcal{I}} \\ f_{\iota_2, x_{\iota_1}} & f_{\iota_2, x_{\iota_2}} & f_{\iota_2, x_\sigma} & -f_{\iota_2, \mathcal{I}} \\ 0 & f_{\sigma, x_{\iota_2}} & f_{\sigma, x_\sigma} & 0 \\ 0 & f_{o, x_{\iota_2}} & 0 & 0 \end{pmatrix}\tag{3.20}$$

Even though one can easily find the factorisation of matrix $\langle H \rangle$ above, by direct calculation, it is very instructive to apply the algorithm described in Subsection 2.6 to factorise $\det(\langle H \rangle)$ to reveal the structure of the underlying network motifs associated with homeostasis types supported by network \mathcal{G} .

We start by observing that σ is the only absolutely appendage node of \mathcal{G} . Moreover, for every ι_m - o -simple path S_m , σ is not CS_m -path equivalent to any other node.

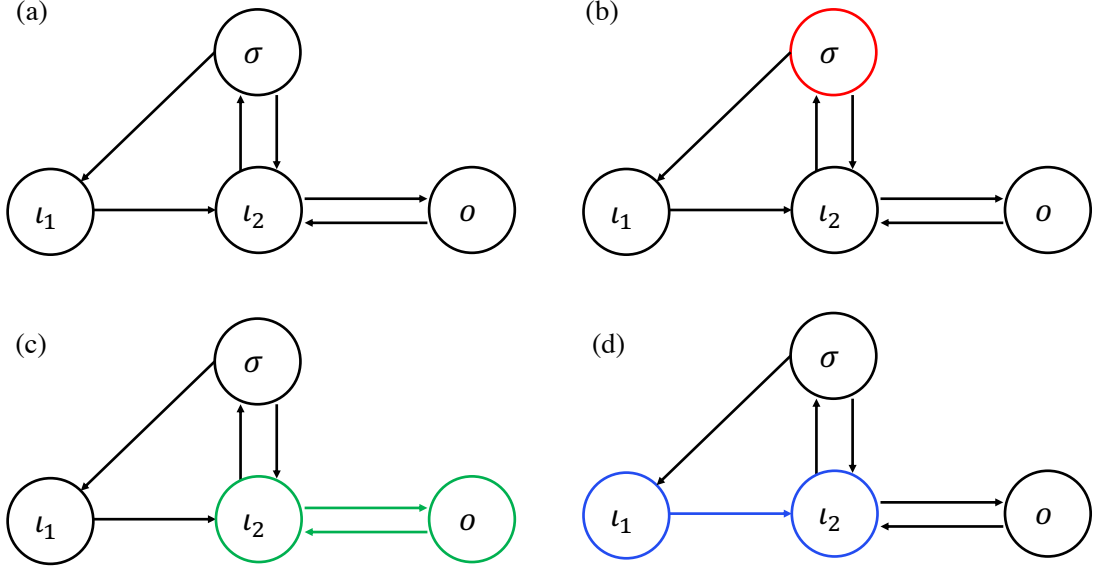


Figure 3: Abstract network and the ‘subnetwork motifs’ associated to the types of homeostasis that this network supports. (a) Abstract network \mathcal{G} corresponding to the admissible ODE system in (3.17). It is a core network with input nodes ι_1 and ι_2 and output node o . (b) The only absolutely appendage node in \mathcal{G} is σ (in red), and for every $\iota_m o$ -simple path S_m , σ is not CS_m -path equivalent to any other node, which means that σ is an $\mathcal{A}_{\mathcal{G}}$ -path component. (c) The absolutely super-simple nodes of \mathcal{G} are $\iota_2 > o$. The corresponding absolutely super-simple structural subnetwork is $\mathcal{L}'(\iota_2, o)$ (in green). (d) The greatest absolutely super-simple node of \mathcal{G} (according to the natural ordering) is ι_2 . The input counterweight subnetwork $\mathcal{W}_{\mathcal{G}}$ is composed by nodes ι_1 and ι_2 (in blue).

Therefore, \mathcal{G} supports appendage homeostasis at $\mathcal{A} = \{\sigma\}$, and the corresponding irreducible factor is $\det(J_{\mathcal{A}}) = f_{\sigma, x_{\sigma}}$ (see Figure 3(b)).

The absolutely super-simple nodes of \mathcal{G} are $\iota_2 > o$, that define the absolutely super-simple structural subnetwork $\mathcal{L}'(\iota_2, o) = \{\iota_2 \xleftrightarrow{\quad} o\}$. As this subnetwork is composed by only 2 nodes, its homeostasis matrix is a degree 1 homeostasis block and the corresponding irreducible factor is $\det(H(\mathcal{L}'(\iota_2, o))) = f_{o, x_{\iota_2}}$ (see Figure 3(c)).

We have already determined the appendage and structural blocks of $\langle H \rangle$. Now we describe the input counterweight block. In fact, as the absolutely super-simple nodes of \mathcal{G} are $\iota_2 > o$ then $\mathcal{W}_{\mathcal{G}} = \{\iota_1 \rightarrow \iota_2\}$ (see Figure 3(d)). Furthermore, by

Lemma 4.25, \mathcal{W}_G is a core network with input nodes ι_1 and ι_2 , and output node ι_2 and thus

$$\langle H \rangle (\mathcal{W}_G) = \begin{pmatrix} f_{\iota_1, x_{\iota_1}} & -f_{\iota_1, \mathcal{I}} \\ f_{\iota_2, x_{\iota_1}} & -f_{\iota_2, \mathcal{I}} \end{pmatrix} \quad (3.21)$$

Hence, the complete factorisation of $\det(\langle H \rangle)$ is

$$\det(\langle H \rangle) = f_{\sigma, x_\sigma} f_{o, x_{\iota_2}} (-f_{\iota_1, \mathcal{I}} f_{\iota_2, x_{\iota_1}} + f_{\iota_2, \mathcal{I}} f_{\iota_1, x_{\iota_1}}) \quad (3.22)$$

Summarising, network \mathcal{G} (Figure 3) generically supports three types of homeostasis: (1) appendage (null-degradation) homeostasis associated with $\{\sigma\}$, (2) structural (Haldane) homeostasis associated with $\{\iota_2 \xleftarrow{\quad} o\}$ and (3) input counterweight homeostasis associated with $\{\iota_1 \rightarrow \iota_2\}$

Now, specialising to the model equations (3.17), we observe that, although the abstract network supports appendage and structural homeostasis, the model equations (3.17) cannot exhibit these types of homeostasis. In fact, at equilibrium we have that

$$f_{\sigma, x_\sigma} = -\alpha_2 k_3 x_{\iota_2} - k_5 < 0 \quad (3.23)$$

$$f_{o, x_{\iota_2}} = \alpha_1 k_2 (1 - x_o) \neq 0 \quad (3.24)$$

The first inequality follows from the fact that all parameters are positive and x_{ι_2} is positive at equilibrium. The last inequality follows from that fact that if $\alpha_1 k_2 (1 - x_o) = 0 \Rightarrow x_o = 1$, at equilibrium, then one would have $\dot{x}_o = -k_4 \neq 0$.

This leaves the only remaining possibility: input counterweight homeostasis. To verify that the model equations (3.17) indeed exhibit input counterweight homeostasis we compute, assuming that both $\phi_{x_{\iota_1}}$ and $\phi_{\mathcal{I}}$ (see Remark 3.1) are non-zero:

$$\begin{aligned} f_{\iota_1, \mathcal{I}} &= -\phi_{\mathcal{I}}(x_{\iota_1}, \mathcal{I}) (\gamma_R + \gamma_B x_\sigma^2) \\ f_{\iota_2, x_{\iota_1}} &= \phi_{x_{\iota_1}}(x_{\iota_1}, \mathcal{I}) k_1 (1 - x_{\iota_2}) \\ f_{\iota_2, \mathcal{I}} &= \phi_{\mathcal{I}}(x_{\iota_1}, \mathcal{I}) k_1 (1 - x_{\iota_2}) \\ f_{\iota_1, x_{\iota_1}} &= -\phi_{x_{\iota_1}}(x_{\iota_1}, \mathcal{I}) (\gamma_R + \gamma_B x_\sigma^2) \end{aligned} \quad (3.25)$$

Thus, for any C^1 function ϕ , we have

$$-f_{\iota_1, \mathcal{I}} f_{\iota_2, x_{\iota_1}} + f_{\iota_2, \mathcal{I}} f_{\iota_1, x_{\iota_1}} \equiv 0 \quad (3.26)$$

In particular, $x'_o(\mathcal{I}) = 0$ for all \mathcal{I} and hence, the model equations (3.17) exhibits, not only infinitesimal homeostasis (of the input counterweight type), but perfect homeostasis.

A consequence of the above calculation is that the property of perfect homeostasis in the model (3.17) for *E. coli* chemotaxis is *robust*, in the sense that it does not depend on the values of the parameters of the model. Even more, it holds for a much larger set of perturbations than just parameter change. Consider the space of all sufficiently regular vector fields $\mathcal{X}_{\mathcal{G}}$ given by the right-handed side of (3.18), with an appropriate topology (for example, the C^1 vector fields with the C^1 topology). Now consider the subspace $\mathcal{Y} \subset \mathcal{X}_{\mathcal{G}}$ of vector fields whose first two components are the same as in (3.17), with an arbitrary function ϕ (of class C^1), and arbitrary last two components. Then it is clear that \mathcal{Y} is a closed infinite dimensional subspace of $\mathcal{X}_{\mathcal{G}}$ that contain the model equations (3.17) and satisfy (3.26). In other words, any perturbation of (3.17) contained in the infinite dimensional space \mathcal{Y} displays perfect homeostasis.

Remark 3.1. To show that in the model equation (3.17), both $\phi_{x_{\iota_1}}$ and $\phi_{\mathcal{I}}$ are non-zero, recall the correspondence between the variables $m \leftrightarrow x_{\iota_1}$ and $L \leftrightarrow \mathcal{I}$ and differentiate the equations in (1.2), obtaining

$$\begin{aligned}\phi_{x_{\iota_1}}(x_{\iota_1}, \mathcal{I}) &= \frac{Ne^{F(x_{\iota_1}, \mathcal{I})}}{2(1 + e^{F(x_{\iota_1}, \mathcal{I})})^2} \\ \phi_{\mathcal{I}}(x_{\iota_1}, \mathcal{I}) &= \frac{Ne^{F(x_{\iota_1}, \mathcal{I})} \left(\frac{1}{K_a^{\text{on}}} - \frac{1}{K_a^{\text{off}}} \right)}{(1 + e^{F(x_{\iota_1}, \mathcal{I})})^2 \left(1 + \frac{\mathcal{I}}{K_a^{\text{on}}} \right) \left(1 + \frac{\mathcal{I}}{K_a^{\text{off}}} \right)}\end{aligned}\tag{3.27}$$

As $K_a^{\text{on}} \neq K_a^{\text{off}}$, we conclude by (3.27) that in the studied model $\phi_{x_{\iota_1}} \neq 0$ and $\phi_{\mathcal{I}} \neq 0$.

Remark 3.2. As can be seen in Figure 1 it looks like the time series of all three variables a_p , b_p and y_p exhibit homeostatic behavior. We can use our results to show that this is indeed the case. By interchanging the roles of the nodes ι_2 and σ with the output node o , we can compute new generalized homeostasis matrices $H_{(\iota_2 \leftrightarrow o)}$ and $H_{(\sigma \leftrightarrow o)}$ and show that the corresponding input-output functions have the same irreducible factor associated with input counterweight homeostasis (see (3.26)) which, in turn, causes all of them to vanish simultaneously. The matrices $H_{(\iota_2 \leftrightarrow o)}$ and $H_{(\sigma \leftrightarrow o)}$ can be obtained from the Jacobian matrix (3.19) by replacing the second and third columns, respectively, by $(-f_{\iota, \mathcal{I}}, 0, 0)^t$. The corresponding determinants are

$$\begin{aligned}\det(H_{(\iota_2 \leftrightarrow o)}) &= f_{\sigma, x_{\sigma}} f_{o, x_o} (-f_{\iota_1, \mathcal{I}} f_{\iota_2, x_{\iota_1}} + f_{\iota_2, \mathcal{I}} f_{\iota_1, x_{\iota_1}}) \\ \det(H_{(\sigma \leftrightarrow o)}) &= f_{o, x_o} f_{o, x_{\iota_2}} (-f_{\iota_1, \mathcal{I}} f_{\iota_2, x_{\iota_1}} + f_{\iota_2, \mathcal{I}} f_{\iota_1, x_{\iota_1}})\end{aligned}$$

We have shown that the persistence of perfect homeostasis in the model (3.17) for *E. coli* chemotaxis goes far beyond parameter change. It holds on an infinite

dimensional 'space of perturbations'. In what follows we show that there is an infinite dimensional 'space of perturbations' that destroy perfect homeostasis.

Consider the following 1-parameter family of perturbations of (3.17), for $\epsilon \geq 0$,

$$\begin{aligned}\dot{x}_{\iota_1} &= \gamma_R (1 - \phi(x_{\iota_1}, \mathcal{I})) - \gamma_B x_\sigma^2 \phi(x_{\iota_1}, \mathcal{I}) - \epsilon \psi(x_{\iota_1}) \\ \dot{x}_{\iota_2} &= \phi(x_{\iota_1}, \mathcal{I}) k_1 (1 - x_{\iota_2}) - k_2 (1 - x_o) x_{\iota_2} - k_3 (1 - x_\sigma) x_{\iota_2} \\ \dot{x}_\sigma &= \alpha_2 k_3 (1 - x_\sigma) x_{\iota_2} - k_5 x_\sigma \\ \dot{x}_o &= \alpha_1 k_2 (1 - x_o) x_{\iota_2} - k_4 x_o\end{aligned}\tag{3.28}$$

where ψ is a C^1 function.

It is clear that (3.28) is admissible for the network \mathcal{G} for all $\epsilon \geq 0$ and coincides with (3.17) when $\epsilon = 0$. The expressions for $f_{\iota_1, \mathcal{I}}$, $f_{\iota_2, \mathcal{I}}$ and $f_{\iota_2, x_{\iota_1}}$ are independent of ϵ and thus are the same as in the original system (3.25). The expression for $f_{\iota_1, x_{\iota_1}}$ is

$$f_{\iota_1, x_{\iota_1}} = -\phi_{x_{\iota_1}}(x_{\iota_1}, \mathcal{I}) (\gamma_R + \gamma_B x_\sigma^2) - \epsilon \psi_{x_{\iota_1}}(x_{\iota_1})\tag{3.29}$$

Since the equations of f_{σ, x_σ} and of $f_{o, x_{\iota_2}}$ are independent of ϵ , the same argument as before shows that (3.28) do not exhibit appendage or structural homeostasis, for all $\epsilon \geq 0$. As for the input counterweight homeostasis factor, we get

$$-f_{\iota_1, \mathcal{I}} f_{\iota_2, x_{\iota_1}} + f_{\iota_2, \mathcal{I}} f_{\iota_1, x_{\iota_1}} = -\epsilon k_1 \phi_{\mathcal{I}}(x_{\iota_1}, \mathcal{I}) (1 - x_{\iota_2}) \psi_{x_{\iota_1}}(x_{\iota_1})\tag{3.30}$$

Recall that $\phi_{\mathcal{I}}(x_{\iota_1}, \mathcal{I}) \neq 0$. Generically, $(1 - x_{\iota_2}) \neq 0$, as well. Otherwise, $x_{\iota_2} = 1$ at equilibrium, and so x_o and x_σ must satisfy the over-determined linear system

$$\begin{aligned}0 &= -k_2 (1 - x_o) - k_3 (1 - x_\sigma) \\ 0 &= \alpha_2 k_3 (1 - x_\sigma) - k_5 x_\sigma \\ 0 &= \alpha_1 k_2 (1 - x_o) - k_4 x_o\end{aligned}\tag{3.31}$$

Therefore, if the function $\psi_z(z)$ does not vanish on an interval (say, $\psi(z) = z$), the model (3.28) do not generically, exhibit perfect homeostasis for all $\epsilon > 0$. It is clear that this construction can be carried out for an arbitrary number of independent parameters and functions $(\epsilon_n, \psi_n)_n$, showing that the set of perturbations that destroy perfect homeostasis is not contained in any finitely parametric family of vector fields. This is a manifestation of the well-known phenomenon in singularity theory, that an exactly flat function has 'infinite codimension'.

However, numerical simulations suggests that, at least when $\epsilon > 0$ is small, the model (3.28) displays near perfect homeostasis, see Figure 4. Finally, it seems to be possible to show that if $\psi_z(z)$ vanishes at some point z_0 (say, $\psi(z) = z^2$) then infinitesimal homeostasis occurs for an open set of parameters in the model (3.28).

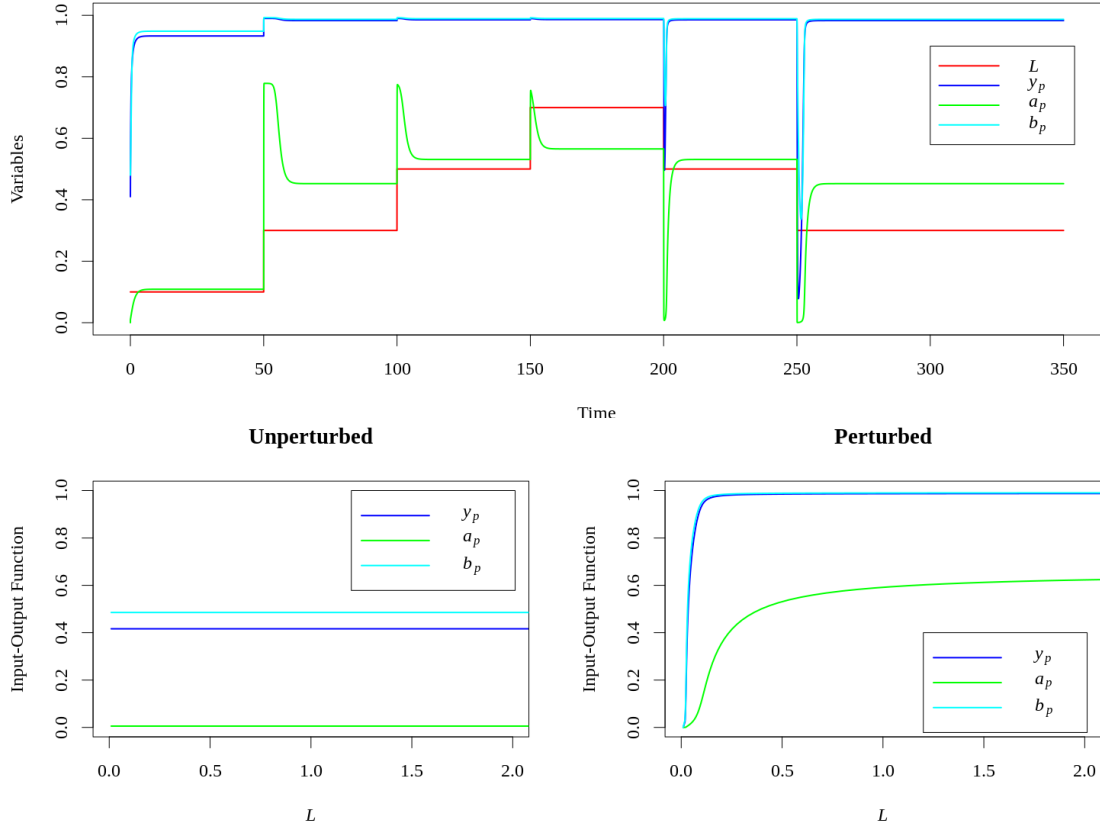


Figure 4: (Upper) Time series of the model (3.28), with $\psi(z) = z$ and $\epsilon = 0.05$, showing near perfect homeostasis of the original variables $a_p \leftrightarrow x_{l_2}$ (green), $b_p \leftrightarrow x_\sigma$ (cyan), $y_p \leftrightarrow x_o$ (blue) at the corresponding non-dimensional equilibrium. Input parameter $L \leftrightarrow \mathcal{I}$ is given by a step function (red curve). Other parameters were set to non-dimensional values of [11, Table 2]. (Lower) Input-output functions of the original variables $a_p \leftrightarrow x_{l_2}$ (green), $b_p \leftrightarrow x_\sigma$ (cyan), $y_p \leftrightarrow x_o$ (blue), as functions of input parameter $L \leftrightarrow \mathcal{I}$, for the model (3.28). (Left) For $\epsilon = 0$, which reduces to the original model (1.1), we have perfect homeostasis (constant input-output functions) and (Right) for $\epsilon = 0.05$ we have near perfect homeostasis. Time series were computed using the software XPPAUT and input-output functions were computed by numerical continuation of an equilibrium point using AUTO from XPPAUT [12].

4 Structure of Infinitesimal Homeostasis

In this section we provide the proofs of all results behind the classification of homeostasis types and the algorithm in subsection 2.6. We follow Wang et al. [31] and provide the appropriate generalisations of each corresponding result. Nevertheless, it is important to remark that there are new difficulties that arise in the multiple input node context that do not have a single input node counterpart. Completely new arguments were required to overcome these difficulties.

4.1 Core Networks

We extended the results of Wang et al. [31] to a core network associated to a multiple input nodes input-output network. Recall Definition 2.9 of a core network.

The linearly stable equilibrium (X_0, \mathcal{I}_0) of (2.7) satisfies the system of equations that can be explicitly written as

$$\begin{aligned}
 f_{\iota_1}(x_{\iota_1}, x_{\iota_2}, \dots, x_{\iota_n}, x_\rho, x_o, \mathcal{I}) &= 0 \\
 f_{\iota_2}(x_{\iota_1}, x_{\iota_2}, \dots, x_{\iota_n}, x_\rho, x_o, \mathcal{I}) &= 0 \\
 \vdots & \\
 f_{\iota_n}(x_{\iota_1}, x_{\iota_2}, \dots, x_{\iota_n}, x_\rho, x_o, \mathcal{I}) &= 0 \\
 f_\rho(x_{\iota_1}, x_{\iota_2}, \dots, x_{\iota_n}, x_\rho, x_o) &= 0 \\
 f_o(x_{\iota_1}, x_{\iota_2}, \dots, x_{\iota_n}, x_\rho, x_o) &= 0
 \end{aligned} \tag{4.32}$$

Following Wang et al. [31], we partition the regulatory nodes ρ in three classes depending if they are upstream from the output node or/and downstream from at least one input node.

More precisely, consider the partition of the nodes in \mathcal{G} in three classes as follows:

- (1) those nodes σ that are both upstream from o and downstream from at least one input node ι_m ,
- (2) those nodes d that are not downstream from any input node ι_m ,
- (3) those nodes u which are downstream from at least one input node ι_m , but not upstream from o .

Figure 5 shows the connections which can be found in \mathcal{G} .

We can now rewrite equations in (4.32) as

$$\begin{aligned}
f_{l_1}(x_{l_1}, x_{l_2}, \dots, x_{l_n}, x_\sigma, x_u, x_d, x_o, \mathcal{I}) &= 0 \\
f_{l_2}(x_{l_1}, x_{l_2}, \dots, x_{l_n}, x_\sigma, x_u, x_d, x_o, \mathcal{I}) &= 0 \\
&\vdots \\
f_{l_n}(x_{l_1}, x_{l_2}, \dots, x_{l_n}, x_\sigma, x_u, x_d, x_o, \mathcal{I}) &= 0 \\
f_\sigma(x_{l_1}, x_{l_2}, \dots, x_{l_n}, x_\sigma, x_u, x_d, x_o) &= 0 \\
f_u(x_{l_1}, x_{l_2}, \dots, x_{l_n}, x_\sigma, x_u, x_d, x_o) &= 0 \\
f_d(x_{l_1}, x_{l_2}, \dots, x_{l_n}, x_\sigma, x_u, x_d, x_o) &= 0 \\
f_o(x_{l_1}, x_{l_2}, \dots, x_{l_n}, x_\sigma, x_u, x_d, x_o) &= 0
\end{aligned} \tag{4.33}$$

As already proved by Wang et al. [31, Lem 2.1], (4.33) may be simplified to

$$\begin{aligned}
f_{l_1}(x_{l_1}, x_{l_2}, \dots, x_{l_n}, x_\sigma, x_d, x_o, \mathcal{I}) &= 0 \\
f_{l_2}(x_{l_1}, x_{l_2}, \dots, x_{l_n}, x_\sigma, x_d, x_o, \mathcal{I}) &= 0 \\
&\vdots \\
f_{l_n}(x_{l_1}, x_{l_2}, \dots, x_{l_n}, x_\sigma, x_d, x_o, \mathcal{I}) &= 0 \\
f_\sigma(x_{l_1}, x_{l_2}, \dots, x_{l_n}, x_\sigma, x_d, x_o) &= 0 \\
f_u(x_{l_1}, x_{l_2}, \dots, x_{l_n}, x_\sigma, x_u, x_d, x_o) &= 0 \\
f_d(x_d) &= 0 \\
f_o(x_{l_1}, x_{l_2}, \dots, x_{l_n}, x_\sigma, x_d, x_o) &= 0
\end{aligned} \tag{4.34}$$

Note that if we fix x_d at some value, it is trivial to obtain an admissible system to \mathcal{G}_c from (4.34).

Lemma 4.1. *Suppose $X_0 = (x_{l_1}^*, x_{l_2}^*, \dots, x_{l_n}^*, x_\sigma^*, x_u^*, x_d^*, x_o^*)$ is a linear stable equilibrium of (4.34). Then the core admissible system (obtained by freezing x_d at x_d^*)*

$$\begin{aligned}
\dot{x}_{l_1} &= f_{l_1}(x_{l_1}, x_{l_2}, \dots, x_{l_n}, x_\sigma, x_d^*, x_o, \mathcal{I}) \\
\dot{x}_{l_2} &= f_{l_2}(x_{l_1}, x_{l_2}, \dots, x_{l_n}, x_\sigma, x_d^*, x_o, \mathcal{I}) \\
&\vdots \\
\dot{x}_{l_n} &= f_{l_n}(x_{l_1}, x_{l_2}, \dots, x_{l_n}, x_\sigma, x_d^*, x_o, \mathcal{I}) \\
\dot{x}_\sigma &= f_\sigma(x_{l_1}, x_{l_2}, \dots, x_{l_n}, x_\sigma, x_d^*, x_o) \\
\dot{x}_o &= f_o(x_{l_1}, x_{l_2}, \dots, x_{l_n}, x_\sigma, x_d^*, x_o)
\end{aligned} \tag{4.35}$$

has a linear stable equilibrium in $Y_0 = (x_{l_1}^, x_{l_2}^*, \dots, x_{l_n}^*, x_\sigma^*, x_o^*)$.*

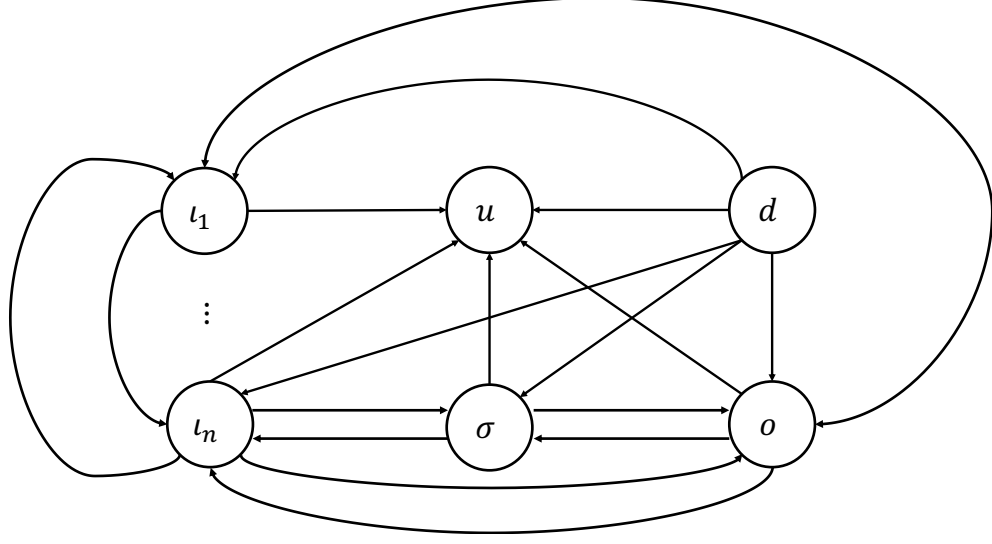


Figure 5: The possible connections in \mathcal{G} . The corresponding core network \mathcal{G}_c is composed by the input nodes ι_1, \dots, ι_n , the nodes σ that are upstream from the output node and downstream of at least one input node, and the output node o .

Proof. It is trivial that Y_0 is an equilibrium of (4.35). We start by verifying that Y_0 is linearly stable. Indeed, the Jacobian matrix J of (4.34) evaluated at X_0 is

$$J = \begin{pmatrix} f_{\iota_1, x_{\iota_1}} & \cdots & f_{\iota_1, x_{\iota_n}} & f_{\iota_1, x_\sigma} & f_{\iota_1, x_d} & 0 & f_{\iota_1, x_o} \\ \vdots & \ddots & \vdots & \vdots & \vdots & \vdots & \vdots \\ f_{\iota_n, x_{\iota_1}} & \cdots & f_{\iota_n, x_{\iota_n}} & f_{\iota_n, x_\sigma} & f_{\iota_n, x_d} & 0 & f_{\iota_n, x_o} \\ f_{\sigma, x_{\iota_1}} & \cdots & f_{\sigma, x_{\iota_n}} & f_{\sigma, x_\sigma} & f_{\sigma, x_d} & 0 & f_{\sigma, x_o} \\ 0 & \cdots & 0 & 0 & f_{d, x_d} & 0 & 0 \\ f_{u, x_{\iota_1}} & \cdots & f_{u, x_{\iota_n}} & f_{u, x_\sigma} & f_{u, x_d} & f_{u, x_u} & f_{u, x_o} \\ f_{o, x_{\iota_1}} & \cdots & f_{o, x_{\iota_n}} & f_{o, x_\sigma} & f_{o, x_d} & 0 & f_{o, x_o} \end{pmatrix} \quad (4.36)$$

and therefore the eigenvalues of J are the same eigenvalues of f_{d, x_d} , f_{u, x_u} and of the matrix J_c , where

$$J_c = \begin{pmatrix} f_{\iota_1, x_{\iota_1}} & \cdots & f_{\iota_1, x_{\iota_n}} & f_{\iota_1, x_\sigma} & f_{\iota_1, x_o} \\ \vdots & \ddots & \vdots & \vdots & \vdots \\ f_{\iota_n, x_{\iota_1}} & \cdots & f_{\iota_n, x_{\iota_n}} & f_{\iota_n, x_\sigma} & f_{\iota_n, x_o} \\ f_{\sigma, x_{\iota_1}} & \cdots & f_{\sigma, x_{\iota_n}} & f_{\sigma, x_\sigma} & f_{\sigma, x_o} \\ f_{o, x_{\iota_1}} & \cdots & f_{o, x_{\iota_n}} & f_{o, x_\sigma} & f_{o, x_o} \end{pmatrix} \quad (4.37)$$

Notice now that J_c is the Jacobian matrix of (4.35) calculated at Y_0 , and therefore, if X_0 is a linearly stable equilibrium, then so it is Y_0 . \square

Theorem 4.2. *Let $x_o(\mathcal{I})$ be the input-output function of the admissible system (2.7) and let $x_o^c(\mathcal{I})$ be the input-output function of the associated core admissible system (4.35). Then x_o^c has a point of infinitesimal homeostasis at \mathcal{I}_0 if and only if x_o has a point of infinitesimal homeostasis at \mathcal{I}_0 .*

Proof. By Lemma 2.1 the input-output function of the admissible system (2.7) is given by

$$\frac{dx_o}{d\mathcal{I}} = \frac{\det(\langle H \rangle)}{\det(J)} \quad (4.38)$$

where

$$\langle H \rangle = \begin{pmatrix} f_{\iota_1, x_{\iota_1}} & \cdots & f_{\iota_1, x_{\iota_n}} & f_{\iota_1, x_\sigma} & f_{\iota_1, x_d} & 0 & -f_{\iota_1, \mathcal{I}} \\ \vdots & \ddots & \vdots & \vdots & \vdots & \vdots & \vdots \\ f_{\iota_n, x_{\iota_1}} & \cdots & f_{\iota_n, x_{\iota_n}} & f_{\iota_n, x_\sigma} & f_{\iota_n, x_d} & 0 & -f_{\iota_n, \mathcal{I}} \\ f_{\sigma, x_{\iota_1}} & \cdots & f_{\sigma, x_{\iota_n}} & f_{\sigma, x_\sigma} & f_{\sigma, x_d} & 0 & 0 \\ 0 & \cdots & 0 & 0 & f_{d, x_d} & 0 & 0 \\ f_{u, x_{\iota_1}} & \cdots & f_{u, x_{\iota_n}} & f_{u, x_\sigma} & f_{u, x_d} & f_{u, x_u} & 0 \\ f_{o, x_{\iota_1}} & \cdots & f_{o, x_{\iota_n}} & f_{o, x_\sigma} & f_{o, x_d} & 0 & 0 \end{pmatrix} \quad (4.39)$$

Likewise, by Lemma 2.1 the input-output function of the core admissible system (4.35) is given by

$$\frac{dx_o^c}{d\mathcal{I}} = \frac{\det(\langle H_c \rangle)}{\det(J_c)} \quad (4.40)$$

where

$$\langle H_c \rangle = \begin{pmatrix} f_{\iota_1, x_{\iota_1}} & \cdots & f_{\iota_1, x_{\iota_n}} & f_{\iota_1, x_\sigma} & -f_{\iota_1, \mathcal{I}} \\ \vdots & \ddots & \vdots & \vdots & \vdots \\ f_{\iota_n, x_{\iota_1}} & \cdots & f_{\iota_n, x_{\iota_n}} & f_{\iota_n, x_\sigma} & -f_{\iota_n, \mathcal{I}} \\ f_{\sigma, x_{\iota_1}} & \cdots & f_{\sigma, x_{\iota_n}} & f_{\sigma, x_\sigma} & 0 \\ f_{o, x_{\iota_1}} & \cdots & f_{o, x_{\iota_n}} & f_{o, x_\sigma} & 0 \end{pmatrix} \quad (4.41)$$

From Lemma 4.1, we have

$$\det(J) = \det(f_{d, x_d}) \cdot \det(f_{u, x_u}) \cdot \det(J_c) \quad (4.42)$$

From (4.39) and (4.41) we get

$$\det(\langle H \rangle) = \det(f_{d, x_d}) \cdot \det(f_{u, x_u}) \cdot \det(\langle H_c \rangle) \quad (4.43)$$

Hence

$$\frac{dx_o}{d\mathcal{I}} = \frac{\det(\langle H \rangle)}{\det(J)} = \frac{\det(f_{d,x_d}) \cdot \det(f_{u,x_u}) \cdot \det(\langle H_c \rangle)}{\det(f_{d,x_d}) \cdot \det(f_{u,x_u}) \cdot \det(J_c)} = \frac{\det(\langle H_c \rangle)}{\det(J_c)} = \frac{dx_o^c}{d\mathcal{I}} \quad (4.44)$$

and so the theorem is proved. \square

Theorem 4.2 allows us to analyze the core subnetwork in the search for infinitesimal homeostasis points. Therefore, given a network \mathcal{G} with output node o and input nodes $\iota_1, \iota_2, \dots, \iota_n$, all of them associated to the same input parameter \mathcal{I} , we can detach from \mathcal{G} nodes d that are not downstream from any input node and nodes u which are not upstream from o to obtain the core subnetwork \mathcal{G}_c . We can also analyze \mathcal{G}_c from a different point of view.

Given a network \mathcal{G} described above, denote by V the set of nodes of \mathcal{G} and by E the set of arrows of \mathcal{G} . Consider the core subnetwork \mathcal{G}_c and V_c and E_c the sets of nodes and of arrows of \mathcal{G}_c , respectively. For every $m = 1, \dots, n$, consider the subnetwork \mathcal{G}_m generated by ι_m, o and all nodes downstream from ι_m and upstream from o .

Proposition 4.3. *Given an input-output network \mathcal{G} with multiple input nodes $\iota_1, \iota_2, \dots, \iota_n$, all of them associated to the same input parameter \mathcal{I} and output node o , then its core subnetwork \mathcal{G}_c is the union of all core networks \mathcal{G}_m from ι_m to o*

$$\mathcal{G}_c = \mathcal{G}_1 \cup \dots \cup \mathcal{G}_n \quad (4.45)$$

i.e., considering networks as directed graphs, we define V_m and E_m as the sets of nodes and arrows of \mathcal{G}_m , respectively, for every $m = 1, \dots, n$, and V_c and E_c as the sets of nodes and arrows of \mathcal{G}_c , respectively. Then:

$$V_c = V_1 \cup \dots \cup V_n \text{ and } E_c = E_1 \cup \dots \cup E_n \quad (4.46)$$

Proof. The proof is straightforward as every node in \mathcal{G}_c is upstream o and downstream an input node ι_m . \square

For example, consider the abstract network \mathcal{G} in Figure 6(a). In this example, the subnetwork \mathcal{G}_1 composed by nodes downstream ι_1 and upstream o is

$$\iota_1 \rightarrow \sigma_1 \rightarrow \sigma_2 \rightarrow o \quad (4.47)$$

On the other hand, the subnetwork \mathcal{G}_2 is

$$\iota_2 \rightarrow \sigma_2 \rightarrow o \quad (4.48)$$

By Proposition 4.3, we conclude that the corresponding core network is the one shown in Figure 6(d).

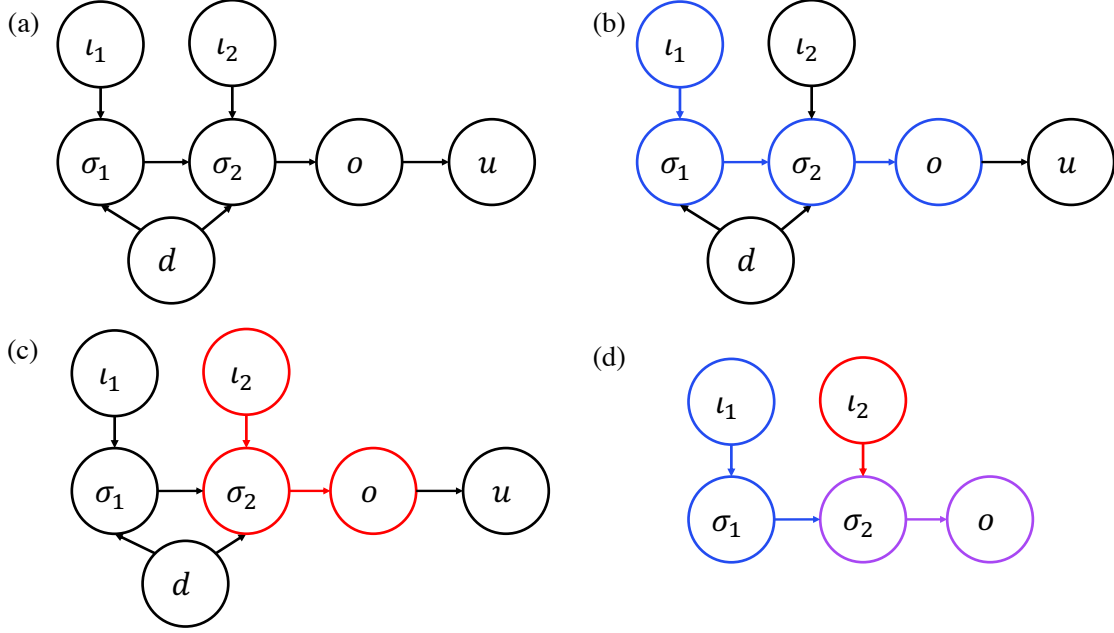


Figure 6: (a) An abstract network \mathcal{G} with output node o and input nodes ι_1 and ι_2 . (b) Nodes and arrows that belong to the core subnetwork \mathcal{G}_1 between ι_1 and o are highlighted in blue. (c) Nodes and arrows that belong to the core subnetwork \mathcal{G}_2 between ι_2 and o are highlighted in red. (d) The core network \mathcal{G}_c is obtained by the union between \mathcal{G}_1 and \mathcal{G}_2 . Nodes and arrows of \mathcal{G}_c that belong to both \mathcal{G}_1 and \mathcal{G}_2 are highlighted in purple. Nodes and arrows which belong to \mathcal{G}_1 but not to \mathcal{G}_2 are highlighted in blue and nodes and arrows which belong to \mathcal{G}_2 but not to \mathcal{G}_1 are highlighted in red.

4.2 Generalized Homeostasis Matrix

Consider a core network \mathcal{G} with input nodes $\iota_1, \iota_2, \dots, \iota_n$, output node o and regulatory nodes σ which are upstream o and downstream at least one of the input nodes. The generalized homeostasis matrix of \mathcal{G} is given by

$$\langle H \rangle = \begin{pmatrix} f_{\iota_1, x_{\iota_1}} & \cdots & f_{\iota_1, x_{\iota_n}} & f_{\iota_1, x_\sigma} & -f_{\iota_1, \mathcal{I}} \\ \vdots & \ddots & \vdots & \vdots & \vdots \\ f_{\iota_n, x_{\iota_1}} & \cdots & f_{\iota_n, x_{\iota_n}} & f_{\iota_n, x_\sigma} & -f_{\iota_n, \mathcal{I}} \\ f_{\sigma, x_{\iota_1}} & \cdots & f_{\sigma, x_{\iota_n}} & f_{\sigma, x_\sigma} & 0 \\ f_{o, x_{\iota_1}} & \cdots & f_{o, x_{\iota_n}} & f_{o, x_\sigma} & 0 \end{pmatrix} \quad (4.49)$$

Expanding the determinant $\det(\langle H \rangle)$ with respect to the last column gives

$$\det(\langle H \rangle) = \sum_{m=1}^n \pm f_{\iota_m, \mathcal{I}} \det(H_{\iota_m}) \quad (4.50)$$

where, according to Definition 2.4,

$$H_{\iota_m} = \begin{pmatrix} f_{\iota_1, x_{\iota_1}} & \cdots & f_{\iota_1, x_{\iota_n}} & f_{\iota_1, x_\sigma} \\ \vdots & \ddots & \vdots & \vdots \\ f_{\iota_{m-1}, x_{\iota_1}} & \cdots & f_{\iota_{m-1}, x_{\iota_n}} & f_{\iota_{m-1}, x_\sigma} \\ f_{\iota_{m+1}, x_{\iota_1}} & \cdots & f_{\iota_{m+1}, x_{\iota_n}} & f_{\iota_{m+1}, x_\sigma} \\ \vdots & \ddots & \vdots & \vdots \\ f_{\iota_n, x_{\iota_1}} & \cdots & f_{\iota_n, x_{\iota_n}} & f_{\iota_n, x_\sigma} \\ f_{\sigma, x_{\iota_1}} & \cdots & f_{\sigma, x_{\iota_n}} & f_{\sigma, x_\sigma} \\ f_{o, x_{\iota_1}} & \cdots & f_{o, x_{\iota_n}} & f_{o, x_\sigma} \end{pmatrix} \quad (4.51)$$

Remark 4.1. Note that when the network \mathcal{G} has only one input node $\iota_1 = \iota$, (4.51) is exactly the homeostasis matrix defined in Wang et al. [31].

Let \mathcal{G}_m be the subnetwork of \mathcal{G} consisting of ι_m , o and the nodes downstream ι_m and upstream o , i.e., the core subnetwork between ι_m and o . Denote by $H_{\iota_m}^c$ the homeostasis matrix of \mathcal{G}_m , considered as an input-output network, i.e.,

$$\det(H_{\iota_m}^c) = \begin{vmatrix} f_{\rho, x_{\iota_m}} & f_{\rho, x_\sigma} \\ f_{o, x_{\iota_m}} & f_{o, x_\rho} \end{vmatrix} \quad (4.52)$$

By the definition of \mathcal{G} , there may be nodes in \mathcal{G} that are not downstream ι_m (but downstream other input nodes).

The *vestigial subnetwork (with respect to ι_m)* \mathcal{D}_m of \mathcal{G} consists of nodes d_m that are not downstream ι_m and the arrows that connect these nodes, that is, $\mathcal{D}_m = \mathcal{G} \setminus \mathcal{G}_m$. As nodes in \mathcal{D}_m must not be downstream from ι_m and, consequently not downstream from any node ρ , we have, by (4.51), after a permutation of rows and columns that

$$\det(H_{\iota_m}) = \pm \begin{vmatrix} f_{\rho, x_{\iota_m}} & f_{\rho, x_\rho} & f_{\rho, x_{\mathcal{D}_m}} \\ f_{o, x_{\iota_m}} & f_{o, x_\rho} & f_{o, x_{\mathcal{D}_m}} \\ 0 & 0 & f_{\mathcal{D}_m, x_{\mathcal{D}_m}} \end{vmatrix} \quad (4.53)$$

The Jacobian $J_{\mathcal{D}_m}$ of the subnetwork \mathcal{D}_m is defined as $J_{\mathcal{D}_m} \equiv [f_{\mathcal{D}_m, x_{\mathcal{D}_m}}]$. Therefore, by (4.52) and (4.53) we have

$$\det(H_{\iota_m}) = \pm f_{\iota_m, \mathcal{I}} \det(J_{\mathcal{D}_m}) \det(H_{\iota_m}^c) \quad (4.54)$$

In order to simplify notation, for $m = 1, \dots, n$ such that \mathcal{G} and \mathcal{G}_m have the same nodes, i.e., $\mathcal{G} = \mathcal{G}_m \Rightarrow \mathcal{D}_m = \mathcal{G} \setminus \mathcal{G}_m = \emptyset$, define $J_{\mathcal{D}_m} \equiv [1]$. With this convention, it follows from Eqs. (4.50) and (4.54) that

$$\det(\langle H \rangle) = \sum_{m=1}^n \pm f_{\iota_m, \mathcal{I}} \det(J_{\mathcal{D}_m}) \det(H_{\iota_m}^c) \quad (4.55)$$

4.3 Structure of the Homeostasis Blocks

Before proceeding with the topological characterization of homeostasis types we need to show that, for every $m = 1, \dots, n$, $\det(J_{\mathcal{D}_m})$ does not share common factors with $\det(\langle H \rangle)$. We use Frobenius-König theory to factorize $\det(J_{\mathcal{D}_m})$ and then we show that none of these factors of $\det(J_{\mathcal{D}_m})$ is a factor of $\det(\langle H \rangle)$.

By Frobenius-König theory, for every $m = 1, \dots, n$, there are permutation matrices P_m and Q_m such that

$$P_m J_{\mathcal{D}_m} Q_m = \begin{pmatrix} D_{m,1} & * & * & \cdots & * \\ 0 & D_{m,2} & * & \cdots & * \\ 0 & 0 & D_{m,3} & \cdots & * \\ \vdots & \vdots & \vdots & \ddots & \vdots \\ 0 & 0 & 0 & \cdots & D_{m,n_m} \end{pmatrix} \quad (4.56)$$

where $\det D_{m,j}$ is an irreducible polynomial, for every $1 \leq j \leq n_m$. We study the number of self-couplings in each matrix $D_{m,j}$. For this purpose, consider that each matrix $D_{m,j}$ is a square matrix of order k_j and suppose that $J_{\mathcal{D}_m}$ is a square matrix of order N , i.e., that the subnetwork \mathcal{D}_m has N nodes. It is straightforward that

$$N = \sum_{j=1}^{n_m} k_j \quad (4.57)$$

Lemma 4.4. *Each matrix $D_{m,j}$ has exactly k_j self-couplings.*

Proof. Suppose that \mathcal{D}_m is composed by nodes $\rho_1, \rho_2, \dots, \rho_N$. Therefore, as every node is self-coupled, then one of the summands of $\det J_{\mathcal{D}_m}$ is

$$f_{\rho_1, x_{\rho_1}} \cdot f_{\rho_2, x_{\rho_2}} \cdot \cdots \cdot f_{\rho_N, x_{\rho_N}} \quad (4.58)$$

As proved in Wang et al. [31, Lem 4.6], by Frobenius-König theory, (4.58) is the product of a summand of each of the determinants $\det D_{m,j}$, which means that in all of these matrices two different self-couplings cannot share the same line or column. By the pigeon hole principle, each matrix $D_{m,j}$ has exactly k_j self-couplings. \square

Note that as the self-couplings must have different rows and columns from each other, we may choose permutation matrices P_m and Q_m such that the product $P_m J_{\mathcal{D}_m} Q_m$ have all the self-couplings in the main diagonal, i.e, we may assume that for every $j = 1, \dots, n_m$, $D_{m,j}$ has the form:

$$D_{m,j} = \begin{pmatrix} f_{\tau_1, x_{\tau_1}} & f_{\tau_1, x_{\tau_2}} & \cdots & f_{\tau_1, x_{\tau_{k_j}}} \\ f_{\tau_2, x_{\tau_1}} & f_{\tau_2, x_{\tau_2}} & \cdots & f_{\tau_2, x_{\tau_{k_j}}} \\ \vdots & \vdots & \ddots & \vdots \\ f_{\tau_{k_j}, x_{\tau_1}} & f_{\tau_{k_j}, x_{\tau_2}} & \cdots & f_{\tau_{k_j}, x_{\tau_{k_j}}} \end{pmatrix} \quad (4.59)$$

where $\tau_1, \tau_2, \dots, \tau_{k_j}$ are nodes of \mathcal{D}_m , i.e., $D_{m,j}$ is the Jacobian of the subnetwork $\mathcal{D}_{m,j}$ of \mathcal{D}_m composed by nodes $\tau_1, \tau_2, \dots, \tau_{k_j}$.

Lemma 4.5. *Let \mathcal{K} be a proper subnetwork of \mathcal{D}_m . If nodes in \mathcal{K} are not \mathcal{D}_m -path equivalent to any node in $\mathcal{D}_m \setminus \mathcal{K}$, then upon relabelling nodes, $J_{\mathcal{D}_m}$ is block lower triangular.*

Proof. The proof is exactly the same as in Wang et al. [31, Lem 5.3]. \square

The following theorem fully characterizes the subnetworks $\mathcal{D}_{m,j}$.

Theorem 4.6. *Let $\mathcal{D}_{m,j}$ be the subnetwork of \mathcal{D}_m associated to the matrix $D_{m,j}$. Then:*

- (a) *Nodes in $\mathcal{D}_{m,j}$ are not \mathcal{D}_m -path equivalent to any node in $\mathcal{D}_m \setminus \mathcal{D}_{m,j}$*
- (b) *$\mathcal{D}_{m,j}$ is a path component of \mathcal{D}_m*

Proof. (a) Suppose that there are nodes in $\mathcal{D}_{m,j}$ which are \mathcal{D}_m -path equivalent to nodes $\mathcal{D}_m \setminus \mathcal{D}_{m,j}$. Let $\mathcal{B} \subset \mathcal{D}_m \setminus \mathcal{D}_{m,j}$ be the non-empty set of nodes that are \mathcal{D}_m -path equivalent to nodes in $\mathcal{D}_{m,j}$. Notice that \mathcal{D}_m -path equivalence is an equivalence relation, and therefore, nodes in $\mathcal{D}_{m,j}$ and \mathcal{B} are not \mathcal{D}_m -path equivalent to nodes in $(\mathcal{D}_m \setminus \mathcal{D}_{m,j}) \setminus \mathcal{B} = \mathcal{D}_m \setminus (\mathcal{D}_{m,j} \cup \mathcal{B})$. We now have two possibilities. If $\mathcal{D}_m \setminus (\mathcal{D}_{m,j} \cup \mathcal{B}) = \emptyset$, then $\mathcal{D}_m = \mathcal{D}_{m,j} \cup \mathcal{B}$. However, $\det(J_{\mathcal{D}_{m,j}}) = \det(D_{m,j})$ is not a factor of $\det(J_{\mathcal{D}_{m,j} \cup \mathcal{B}})$, as proved by Wang et al. [31, Thm 5.4], which is a contradiction. On the other hand, if $\mathcal{D}_m \setminus (\mathcal{D}_{m,j} \cup \mathcal{B}) \neq \emptyset$, then, by Lemma 4.5, $J_{\mathcal{D}_m}$ is a block lower triangular matrix of the form:

$$J_{\mathcal{D}_m} = \begin{pmatrix} U & 0 & 0 \\ * & J_{\mathcal{D}_{m,j} \cup \mathcal{B}} & 0 \\ * & * & V \end{pmatrix} \quad (4.60)$$

where

$$J_{\mathcal{D}_{m,j} \cup \mathcal{B}} = \begin{pmatrix} f_{\mathcal{D}_{m,j}, x_{\mathcal{D}_{m,j}}} & f_{\mathcal{D}_{m,j}, x_{\mathcal{B}}} \\ f_{\mathcal{B}, x_{\mathcal{D}_{m,j}}} & f_{\mathcal{B}, x_{\mathcal{B}}} \end{pmatrix} \quad (4.61)$$

Again, $\det(J_{\mathcal{D}_{m,j}}) = \det(D_{m,j})$ is not a factor of $\det(J_{\mathcal{D}_{m,j} \cup \mathcal{B}})$, which is a contradiction. Therefore, we conclude that nodes in $\mathcal{D}_{m,j}$ are not \mathcal{D}_m -path equivalent to nodes in $\mathcal{D}_m \setminus \mathcal{D}_{m,j}$.

(b) It is enough to show that $\mathcal{D}_{m,j}$ is path connected, as, by item (a) of this lemma, if a \mathcal{D}_m -path component contains nodes in $\mathcal{D}_m \setminus \mathcal{D}_{m,j}$, then this path component does not contain any node in $\mathcal{D}_{m,j}$. Suppose that $\mathcal{D}_{m,j}$ is not path connected. In that case, we may split in two subnetworks \mathcal{A} and \mathcal{B} such that

$$J_{\mathcal{D}_{m,j}} = \begin{pmatrix} J_{\mathcal{A}} & 0 \\ * & J_{\mathcal{B}} \end{pmatrix} \quad (4.62)$$

This is however a contradiction as by hypothesis $\det D_{m,j}$ is irreducible. Therefore $\mathcal{D}_{m,j}$ is a \mathcal{D}_m -path component. \square

Proposition 4.7. *For every $j = 1, \dots, n_m$, $\mathcal{D}_{m,j}$ contains an ι_k -simple node, for some $k = 1, 2, \dots, n$, $k \neq m$.*

Proof. Consider a subnetwork $\mathcal{D}_{m,j}$. Nodes in $\mathcal{D}_{m,j}$ are not downstream from ι_m , and therefore, as \mathcal{G} is a core network, for every node ρ in $\mathcal{D}_{m,j}$, there is $k \in \{1, \dots, n\}$, $k \neq m$, such that ρ is downstream from ι_k and ι_k is not downstream from ι_m . If ρ is an ι_k -simple node, the corollary is proved. On the other hand, suppose that ρ is an ι_k -appendage node. By definition of ι_k -appendage node, there is a path $\iota_k \rightarrow \sigma_1 \rightarrow \dots \rightarrow \sigma_p \rightarrow \rho \rightarrow \sigma_{p+1} \rightarrow \dots \rightarrow o$ such that at least one node τ in this path appears before and after ρ . Moreover, nodes in the path between τ and ρ (and vice-versa) must not be downstream from ι_m , and therefore, they are paths of \mathcal{D}_m . If ι_k satisfies this condition, then ρ is \mathcal{D}_m -path equivalent to ι_k , which is an ι_k -simple node. If ι_k does not satisfy, consider the smallest r such that σ_r satisfies the condition. Then σ_r is an ι_k -simple node and ρ is \mathcal{D}_m -path equivalent to σ_r . In both cases, there is an ι_k -simple node which belongs to the same \mathcal{D}_m -path equivalence class of ρ . By theorem 4.6, as $\mathcal{D}_{m,j}$ is a path component of \mathcal{D}_m , this ι_k -simple node belongs to $\mathcal{D}_{m,j}$. \square

Proposition 4.8. *For every $m = 1, \dots, n$ such that \mathcal{D}_m is not empty, factors of $\det(J_{\mathcal{D}_m})$ are not factors of $\det(\langle H \rangle)$.*

Proof. We prove this statement by contradiction. Suppose that there is m such that \mathcal{D}_m is not empty and there is an irreducible factor $\det(D_{m,j})$ of $\det(J_{\mathcal{D}_m})$ which is also

a factor of $\det(\langle H \rangle)$. By equation (4.55), $\det(\langle H \rangle)$ can be seen as an homogeneous polynomial with variables $f_{\iota_p, \mathcal{I}}$ and respective coefficients $\pm \det(J_{\mathcal{D}_p}) \det(H_{\iota_p}^c)$, for every $p = 1, \dots, n$. By Lemma A.1, $\det(D_{m,j})$ must be a factor of $\det(J_{\mathcal{D}_p}) \det(H_{\iota_p}^c)$, for every $p = 1, \dots, n$. Consider now a node ρ in $\mathcal{D}_{m,j}$. As \mathcal{G} is a core network, there is $k \in \{1, \dots, n\}$, $k \neq m$, such that ρ is downstream from ι_k and ι_k is not downstream from ι_m . As $\det(D_{m,j})$ is irreducible, we conclude that $\det(D_{m,j})$ must be a factor of $\det(J_{\mathcal{D}_k})$ or of $\det(H_{\iota_k}^c)$. As ρ is in the core network between ι_k and o , $\det(D_{m,j})$ must be a factor of $\det(H_{\iota_k}^c)$. We have already proved in Lemma 4.4 that the number of self-couplings in $D_{m,j}$ is equal to the order of $D_{m,j}$. As shown in Wang et al. [31, Lem 5.2], this means that $\det(D_{m,j})$ is an appendage block and therefore all nodes in $\mathcal{D}_{m,j}$ should be ι_k -appendage. However, by Proposition 4.7, $\mathcal{D}_{m,j}$ has an ι_k -simple node, which is a contradiction. \square

4.4 Topological Characterization of Homeostasis Blocks

Our aim now is to associate the factorization of $\det(\langle H \rangle)$ with the network topology. In order to do this, recall that, by equation (4.55), we have

$$\det(\langle H \rangle) = \sum_{m=1}^n \pm f_{\iota_m, \mathcal{I}} \det(J_{\mathcal{D}_m}) \det(H_{\iota_m}^c)$$

and hence we can consider the expression of $\det(\langle H \rangle)$ as an homogeneous polynomial of degree 1 on variables $f_{\iota_m, \mathcal{I}}$ and respective coefficients $\pm \det(J_{\mathcal{D}_m}) \det(H_{\iota_m}^c)$ for all $m = 1, \dots, n$.

By Lemma A.1, to factorize $\det(\langle H \rangle)$, we must search for common factors of the coefficients $\pm \det(J_{\mathcal{D}_m}) \det(H_{\iota_m}^c)$. On the other hand, Proposition 4.8 implies that, for all $m = 1, \dots, n$, $\det(J_{\mathcal{D}_m})$ does not share common factors with any term $\det(J_{\mathcal{D}_p}) \det(H_{\iota_p}^c)$, for all $p \in \{1, \dots, n\}$, $p \neq m$. Therefore, in order to look for common factors between the coefficients, we must search for common factors of $\det(H_{\iota_m}^c)$.

Bearing all the facts above in mind and applying Frobenius-König theory to $\det(H_{\iota_m}^c)$, there are square matrices B_1, B_2, \dots, B_s such that $\det(B_j)$ is irreducible for $j = 1, \dots, s$ and for every $m = 1, \dots, n$, there exists a square matrix C_{ι_m} such that

$$\det(H_{\iota_m}^c) = \pm (\det(B_1) \cdot \det(B_2) \cdot \dots \cdot \det(B_s)) \cdot \det(C_{\iota_m}) \quad (4.63)$$

where $\det(C_{\iota_1}), \dots, \det(C_{\iota_n})$ do not share common factors. In case $\det(H_{\iota_1}^c), \dots, \det(H_{\iota_n}^c)$ do not share common factors, we can consider that $H_{\iota_m}^c = C_{\iota_m}$.

From Eqs. (4.55) and (4.63) it follows that

$$\det(\langle H \rangle) = (\det(B_1) \cdot \det(B_2) \cdots \det(B_s)) \left(\sum_{m=1}^n \pm f_{\iota_m, \mathcal{I}} \det(J_{\mathcal{D}_m}) \det(C_{\iota_m}) \right) \quad (4.64)$$

By Corollary A.2, the expression

$$\sum_{m=1}^n \pm f_{\iota_m, \mathcal{I}} \det(J_{\mathcal{D}_m}) \det(C_{\iota_m}) \equiv \det(C) \quad (4.65)$$

is irreducible. Substituting (4.65) into (4.64) gives

$$\det(\langle H \rangle) = \det(B_1) \cdot \det(B_2) \cdots \det(B_s) \cdot \det(C) \quad (4.66)$$

where each of the matrices B_1, \dots, B_s and C is an irreducible homeostasis block. As explained in Subsection 2.5, C is the *input counterweight homeostasis block*. Observe that the difference between the matrices B_1, B_2, \dots, B_s and C is that the terms $f_{\iota_m, \mathcal{I}}$ do not appear in any of the matrices B_j .

Corollary 4.9. *Every core network \mathcal{G} with multiple input nodes supports input counterweight homeostasis.*

Proof. The proof is straightforward as $\det(\langle H \rangle)$ is always a multiple of an irreducible homogeneous polynomial of degree 1 on variables $f_{\iota_1, \mathcal{I}}, \dots, f_{\iota_n, \mathcal{I}}$ \square

Remark 4.2. Although input counterweight homeostasis does not occur in networks with only one input node, it is interesting to note that in these networks there is a corresponding matrix C . In fact, from equation (2.10) and considering networks with only one input node ι , we have

$$C = [-f_{\iota, \mathcal{I}}] \quad \Rightarrow \quad \det(C) = -f_{\iota, \mathcal{I}} \neq 0 \quad (4.67)$$

As, by hypothesis, $f_{\iota, \mathcal{I}} \neq 0$, the input counterweight homeostasis is never present in networks with only one input node.

In Wang et al. [31] the classification of the irreducible homeostasis blocks was based on the number of self-couplings. The same arguments can be used in our context. Initially, as $H_{\iota_m}^c$ is the homeostasis matrix of \mathcal{G}_m , we conclude that B_1, \dots, B_s are irreducible homeostasis blocks of each of the core networks \mathcal{G}_m with one input node. Thus, we can conclude that, for every $j = 1, \dots, \eta$, B_j has exactly k_j self-couplings or $k_j - 1$ self-couplings, where k_j is the order of B_j . In order to maintain the same terminology employed in [31], we call B_j an *appendage homeostasis block* when B_j has exactly k_j self-couplings, and a *structural homeostasis block* otherwise (see Definition 2.5).

4.4.1 Appendage Homeostasis

Recall that each appendage homeostasis block B_j of order k_j has exactly k_j self-couplings. In an analogous way of equation (4.59), B_j must be the Jacobian matrix of a subnetwork \mathcal{K}_j .

Theorem 4.10. *Let \mathcal{K}_j be a subnetwork of \mathcal{G} associated with an appendage homeostasis block B_j . Then the following statements are valid:*

- (a) *Each node in \mathcal{K}_j is an ι_m -appendage node, for every $m = 1, \dots, n$.*
- (b) *For every ι_m -simple path S , nodes in \mathcal{K}_j are not $C_m S$ -path equivalent to any node in $C_m S \setminus \mathcal{K}_j$, for all $m = 1, \dots, n$.*
- (c) *\mathcal{K}_j is a path component of $\mathcal{A}_{\mathcal{G}_m}$, for all $m = 1, \dots, n$.*

Proof. The diagonal block B_j must be an appendage homeostasis block of each core subnetwork \mathcal{G}_m . By [31, Lem 5.2 and Thm 5.4], the theorem follows. \square

Now we can characterize \mathcal{K}_j with respect to the whole core network \mathcal{G} .

Theorem 4.11. *Let \mathcal{K}_j be a subnetwork of \mathcal{G} associated with an appendage homeostasis block B_j . Then the following statements are valid:*

- (a) *Each node in \mathcal{K}_j is an absolutely appendage node.*
- (b) *For every ι_m -simple path S , nodes in \mathcal{K}_j are not CS -path equivalent to any node in $CS \setminus \mathcal{K}_j$, for all $m = 1, \dots, n$.*
- (c) *\mathcal{K}_j is a path component of $\mathcal{A}_{\mathcal{G}}$.*

Proof. (a) Each node in \mathcal{K}_j is ι_m -appendage, for all $m = 1, \dots, n$, which means that each node in \mathcal{K}_j is absolutely appendage (see definition 2.10).

(b) Suppose that for some $m = 1, \dots, n$, there is an ι_m -simple path such that there is a node ρ in \mathcal{K}_j that is CS -path equivalent to a node τ in $CS \setminus \mathcal{K}_j$, which means that there are paths in CS such that $\rho \rightarrow \tau$ and $\tau \rightarrow \rho$. By item (a) above, ρ is ι_p -appendage for all $p = 1, \dots, n$, and, in particular, ρ is ι_m -appendage \Rightarrow every node downstream from ρ is downstream from ι_m and belongs to $\mathcal{G}_m \Rightarrow$ there are paths $\rho \rightarrow \tau$ and $\tau \rightarrow \rho$ in $C_m S$, and therefore ρ is $C_m S$ -path equivalent to $\tau \in C_m S \setminus \mathcal{K}_j$, which is a contradiction by Theorem 4.10.

(c) By statement (a) above, $\mathcal{K}_j \subseteq \mathcal{A}_{\mathcal{G}_m}$, for all $m = 1, \dots, n$, which means that all nodes in \mathcal{K}_j belong to the same $\mathcal{A}_{\mathcal{G}}$ -path equivalence class. Consider the path component \mathcal{T} of $\mathcal{A}_{\mathcal{G}}$ such that $\mathcal{K}_j \subseteq \mathcal{T}$. We have $\mathcal{T} \subseteq \mathcal{A}_{\mathcal{G}} \Rightarrow \mathcal{T} \subseteq \mathcal{A}_{\mathcal{G}_m}$, for all $m = 1, \dots, n$. As \mathcal{K}_j is a path component of $\mathcal{A}_{\mathcal{G}_m}$, for all $m = 1, \dots, n$, we conclude that $\mathcal{K}_j = \mathcal{T}$. \square

Wang et al. [31] proved that the conditions of Theorem 4.10 are not only necessary, but also sufficient to determine subnetworks associated to appendage homeostasis in networks with only one input node. Theorem 4.13 generalizes this result to networks with multiple input nodes.

Proposition 4.12. *Suppose \mathcal{K}_j is a subnetwork of \mathcal{G} such that*

- (a) \mathcal{K}_j is an $\mathcal{A}_{\mathcal{G}_m}$ -path component, for all $m = 1, \dots, n$.
- (b) For every $\iota_m o$ -simple path S , nodes in \mathcal{K}_j are not $C_m S$ -path equivalent to any node in $C_m S \setminus \mathcal{K}_j$, for all $m = 1, \dots, n$.

then $\det(J_{\mathcal{K}_j})$ is an irreducible factor of $\det(\langle H \rangle)$.

Proof. By [31, Thm 7.1], statements (a) and (b) mean that $\det(J_{\mathcal{K}_j})$ is an irreducible factor of $\det H_{\iota_m}^c$, for every $m = 1, \dots, n$. Therefore, by (4.55), $\det(J_{\mathcal{K}_j})$ is an irreducible factor of $\det(\langle H \rangle)$. \square

Theorem 4.13. *Suppose \mathcal{K}_j is a subnetwork of \mathcal{G} such that*

- (a) \mathcal{K}_j is an $\mathcal{A}_{\mathcal{G}}$ -path component.
- (b) For every $\iota_m o$ -simple path S , nodes in \mathcal{K}_j are not CS -path equivalent to any node in $CS \setminus \mathcal{K}_j$, for all $m = 1, \dots, n$.

then $\det(J_{\mathcal{K}_j})$ is an irreducible factor of $\det(\langle H \rangle)$.

Proof. We begin proving that assertion (b) above implies assertion (b) of Proposition 4.12. In fact, for every $m = 1, \dots, n$ and every $\iota_m o$ -simple path S , $C_m S \subseteq CS$, and therefore 4.13(b) \Rightarrow 4.12(b). On the other hand, if \mathcal{K}_j is an $\mathcal{A}_{\mathcal{G}}$ -path component, then, as $\mathcal{A}_{\mathcal{G}} = \mathcal{A}_{\mathcal{G}_1} \cap \dots \cap \mathcal{A}_{\mathcal{G}_n}$, the nodes in \mathcal{K}_j belong to the same $\mathcal{A}_{\mathcal{G}_m}$ -path equivalence class, for all $m = 1, \dots, n$. Consider the $\mathcal{A}_{\mathcal{G}_m}$ -path component \mathcal{T}_m such that $\mathcal{K}_j \subseteq \mathcal{T}_m$. If there is a m such that $\mathcal{K}_j \neq \mathcal{T}_m$, then for this m , for every $\iota_m o$ -simple path S , as $\mathcal{T}_m \subseteq C_m S$, nodes in \mathcal{K}_j are $C_m S$ -path equivalent to nodes in $C_m S \setminus \mathcal{K}_j$, which is a contradiction. Therefore, \mathcal{K}_j is a path component of $\mathcal{A}_{\mathcal{G}_m}$, for all $m = 1, \dots, n$. As both assumptions of Proposition 4.12 are satisfied, we conclude that $\det(J_{\mathcal{K}_j})$ is an irreducible factor of $\det(\langle H \rangle)$. \square

4.4.2 Structural Homeostasis

In order to characterise structural homeostasis in networks with multiple input nodes we start with the absolutely super-simple nodes. In networks with one input node, the super-simple nodes may be ordered by simple paths. We can then apply this result to the subnetworks \mathcal{G}_m .

Lemma 4.14. *For every $m = 1, \dots, n$, the ι_m -super simple nodes in \mathcal{G}_m can be uniquely ordered by $\iota_m > \rho_{m,1} > \rho_{m,2} > \dots > \rho_{m,p_m} > o$, where $a > b$ when b is downstream from a by all $\iota_m o$ -simple paths.*

Proof. For every $m = 1, \dots, n$, \mathcal{G}_m is a core subnetwork with only one input node ι_m . Hence, we can apply the result about ordering obtained by Wang et al. [31, Lem 6.1] to conclude that the ι_m -super-simple nodes may be uniquely ordered by all $\iota_m o$ -simple paths. \square

We now extend Lemma 4.14 to the absolutely super-simple nodes of \mathcal{G} .

Lemma 4.15. *The absolutely super-simple nodes in \mathcal{G} can be uniquely ordered by $\rho_1 > \rho_2 > \dots > \rho_p > o$, where $a > b$ when b is downstream from a by all $\iota_m o$ -simple paths.*

Proof. By Lemma 4.14, for each $m = 1, \dots, n$, we can order the absolutely super-simple according to the $\iota_m o$ -simple paths. Suppose there are $m_1, m_2 \in \{1, \dots, n\}$, $m_1 \neq m_2$, such that there are absolutely super-simple nodes ρ_i, ρ_j , $\rho_i \neq \rho_j$, such that $\rho_i > \rho_j$ according to $\iota_{m_1} o$ -simple paths and $\rho_j > \rho_i$ according to $\iota_{m_2} o$ -simple paths. This means that there are an $\iota_{m_1} o$ -simple path S_1 : $\iota_{m_1} \rightarrow \dots \rightarrow \rho_i \rightarrow \dots \rightarrow \rho_j \rightarrow \dots \rightarrow o$ and an $\iota_{m_2} o$ -simple path S_2 : $\iota_{m_2} \rightarrow \dots \rightarrow \rho_j \rightarrow \dots \rightarrow \rho_i \rightarrow \dots \rightarrow o$. By definition of S_1 , there is an $\iota_1 \rho_i$ -simple path which does not pass by ρ_j , and by definition of S_2 there is an $\rho_i o$ -simple path which does not pass by ρ_j . Therefore, we conclude that there must be an $\iota_1 o$ -simple path which does not pass by ρ_j , contradicting the fact that ρ_j is an absolutely super-simple node. \square

Corollary 4.16. *If \mathcal{G} is a core network with input nodes ι_1, \dots, ι_n and output node o , then at most one input node of \mathcal{G} is an absolutely super-simple node.*

Proof. Suppose that \mathcal{G} has two input nodes ι_i and ι_j which are absolutely super-simple nodes. Notice that if we order the super-simple nodes according to the ι_i -simple paths, we have $\iota_i > \iota_j$, and if we order them according to the ι_j -simple paths, we have $\iota_j > \iota_i$. The different orderings contradict Lemma 4.15. \square

Let $\rho_k > \rho_{k+1}$ be adjacent ι_m -super-simple nodes for some $m \in \{1, \dots, n\}$. An ι_m -simple node ρ is *between* ρ_k and ρ_{k+1} if there exists an ι_m -simple path that includes ρ_k to ρ to ρ_{k+1} in that order.

Lemma 4.17. *Every ι_m -simple node, which is not ι_m -super-simple, lies uniquely between two adjacent ι_m -super-simple nodes.*

Proof. Since \mathcal{G}_m can be seen as the core subnetwork between ι_m and o , i.e., \mathcal{G}_m is a core subnetwork with one input node, the result follows from [31, Lem 6.2]. \square

Observe that each network $\mathcal{A}_{\mathcal{G}_m}$ can be partitioned in $(p_m + q_m)$ $\mathcal{A}_{\mathcal{G}_m}$ -path components $\mathcal{A}_{m,1}, \dots, \mathcal{A}_{m,p_m}, \mathcal{B}_{m,1}, \dots, \mathcal{B}_{m,q_m}$, where nodes in components $\mathcal{A}_{m,i}$ are not $C_m S_m$ -path equivalent to any node in $C_m S_m \setminus \mathcal{A}_{m,i}$, for every ι_m -simple path S_m . Whereas this is not the case for nodes in the $\mathcal{A}_{\mathcal{G}_m}$ -path components $\mathcal{B}_{m,i}$, i.e., for every $\mathcal{B}_{m,i}$, there is an ι_m -simple path S_m such that nodes in $\mathcal{B}_{m,i}$ are $C_m S_m$ -path equivalent to nodes in $C_m S_m \setminus \mathcal{B}_{m,i}$. Clearly, for every $m = 1, \dots, n$ one has that

$$\mathcal{A}_{\mathcal{G}_m} = (\mathcal{A}_{m,1} \dot{\cup} \dots \dot{\cup} \mathcal{A}_{m,p_m}) \dot{\cup} (\mathcal{B}_{m,1} \dot{\cup} \dots \dot{\cup} \mathcal{B}_{m,q_m}) \quad (4.68)$$

Lemma 4.18. *Consider the $\mathcal{A}_{\mathcal{G}_m}$ -path component $\mathcal{B}_{m,i}$ and suppose there is an ι_m -simple path S_m such that nodes in $\mathcal{B}_{m,i}$ are $C_m S_m$ -path equivalent to nodes in $C_m S_m \setminus \mathcal{B}_{m,i}$. Then there is at least an ι_m -simple node ρ in $C_m S_m \setminus \mathcal{B}_{m,i}$ such that nodes in $\mathcal{B}_{m,i}$ are $C_m S_m$ -path equivalent to ρ . Moreover, the ι_m -simple nodes in $C_m S_m \setminus \mathcal{B}_{m,i}$ that are $C_m S_m$ -path equivalent to $\mathcal{B}_{m,i}$, including ρ , are not ι_m -super-simple and are contained in a unique ι_m -super-simple subnetwork.*

Proof. This is proved in [31, Lem 6.3]. \square

Let $\rho_k > \rho_{k+1}$ be adjacent ι_m -super-simple nodes, for some $m \in \{1, \dots, n\}$. The ι_m -super-simple subnetwork, denoted $\mathcal{L}_m(\rho_k, \rho_{k+1})$, is the subnetwork whose nodes are ι_m -simple nodes between ρ_k and ρ_{k+1} and whose arrows are arrows of \mathcal{G}_m connecting nodes in $\mathcal{L}_m(\rho_k, \rho_{k+1})$.

Let ρ_k and ρ_{k+1} be adjacent ι_m -super-simple nodes in \mathcal{G}_m . The ι_m -super-simple structural subnetwork $\mathcal{L}'_m(\rho_k, \rho_{k+1})$ is the input-output subnetwork consisting of nodes in $\mathcal{L}_m(\rho_k, \rho_{k+1}) \cup \mathcal{B}_m$, where \mathcal{B}_m consists of all appendage nodes that are $C_m S_m$ -path equivalent to nodes in $\mathcal{L}_m(\rho_k, \rho_{k+1})$ for some ι_m -simple path S_m . Arrows of $\mathcal{L}'_m(\rho_k, \rho_{k+1})$ are arrows of \mathcal{G}_m that connect nodes in $\mathcal{L}'_m(\rho_k, \rho_{k+1})$.

As \mathcal{G}_m is a core subnetwork with only one input node, the homeostasis matrix of each ι_m -super-simple structural subnetwork $\mathcal{L}'_m(\rho_k, \rho_{k+1})$ ($H(\mathcal{L}'_m(\rho_k, \rho_{k+1}))$) is an irreducible structural homeostasis block of the homeostasis matrix of \mathcal{G}_m ($H_{\iota_m}^c$) (see [31, Thm 6.11]). We have already proved in Proposition 4.8 that the irreducible

structural homeostasis blocks of $\langle H \rangle$ are also structural homeostasis blocks of each of the matrices $H_{\iota_m}^c$. Therefore, we now study under which conditions there is an super-simple structural subnetwork shared by all the core subnetworks \mathcal{G}_m .

Lemma 4.19. *Let $\rho_k > \rho_{k+1}$ be two adjacent absolutely super-simple nodes. Then the following properties are valid:*

- (a) ρ_k and ρ_{k+1} are adjacent ι_m -super-simple nodes, for every $m = 1, \dots, n$.
- (b) Every ι_m -simple node in $\mathcal{L}_m(\rho_k, \rho_{k+1})$ is an absolutely simple node, for every $m = 1, \dots, n$.
- (c) $\mathcal{L}_m(\rho_k, \rho_{k+1}) = \mathcal{L}(\rho_k, \rho_{k+1})$, for every $m = 1, \dots, n$.

Proof. (a) Suppose there is $m \in \{1, \dots, n\}$ such that there is an ι_m -super-simple node ρ which satisfies $\rho_k > \rho > \rho_{k+1}$. Then, every ι_m -simple path passes by ρ_k , ρ and ρ_{k+1} , in that order. Suppose now there is $j \in \{1, \dots, n\}$, $j \neq m$, such that there is an ι_j -simple path which does not pass by ρ . That means that there is a path in \mathcal{G} between ρ_k and ρ_{k+1} which does not pass by ρ . As there are an $\iota_m \rho_k$ -simple path, a $\rho_k \rho_{k+1}$ -simple path and a $\rho_{k+1} o$ -simple path such that neither of them passes by ρ , we can obtain an $\iota_m o$ -simple path which does not pass by ρ , which is a contradiction. (b) By item (a) above ρ_k, ρ_{k+1} must be adjacent ι_m -super-simple nodes, and so $\mathcal{L}_m(\rho_k, \rho_{k+1})$ is well defined. For some $m \in \{1, \dots, n\}$, consider an ι_m -simple node ρ which is between ρ_k and ρ_{k+1} . By definition, there is an $\iota_m o$ -simple path S_m which passes by

$$\iota_m \rightarrow \dots \rightarrow \rho_k \rightarrow \dots \rightarrow \rho \rightarrow \dots \rightarrow \rho_{k+1} \rightarrow \dots \rightarrow o$$

in that order. Let's take $j \in \{1, \dots, n\}$. Consider any $\iota_j o$ -simple path S_j . S_j and S_m have some nodes in common (at least ρ_k, ρ_{k+1} and o), and these nodes must appear in the same order. Therefore, we can build a path S_j^* taking the S_j stretch from ι_j to ρ_k and the S_m stretch from ρ_k to o passing by ρ (and ρ_{k+1}). By the argument above, S_j^* is an $\iota_j o$ -simple path, and therefore ρ is an ι_j -simple node. As this process may be done to any $j \in \{1, \dots, n\}$, then ρ is an absolutely simple node.

(c) For every $m = 1, \dots, n$, all absolutely simple nodes between ρ_k and ρ_{k+1} are ι_m -simple nodes, and therefore $\mathcal{L}(\rho_k, \rho_{k+1}) \subseteq \mathcal{L}_m(\rho_k, \rho_{k+1})$. On the other hand, by statement b) of this lemma, every ι_m -simple node between ρ_k and ρ_{k+1} is an absolutely simple node, which means that $\mathcal{L}_m(\rho_k, \rho_{k+1}) \subseteq \mathcal{L}(\rho_k, \rho_{k+1}) \Rightarrow \mathcal{L}_m(\rho_k, \rho_{k+1}) = \mathcal{L}(\rho_k, \rho_{k+1})$. \square

To verify that the absolutely super-simple structural subnetworks are well defined, we must partition the appendage subnetwork $\mathcal{A}_{\mathcal{G}}$ in a similar way that we

have done to $\mathcal{A}_{\mathcal{G}_m}$. Therefore, we partition $\mathcal{A}_{\mathcal{G}}$ in $(p + q + r)$ $\mathcal{A}_{\mathcal{G}}$ -path components $\mathcal{A}_1, \dots, \mathcal{A}_p, \mathcal{B}_1, \dots, \mathcal{B}_q, \mathcal{C}_1, \dots, \mathcal{C}_r$, where

- (1) $\mathcal{A}_{\mathcal{G}}$ -path components \mathcal{A}_i satisfy the following condition: for all $m = 1, \dots, n$, for every $\iota_m o$ -simple path S_m , nodes in \mathcal{A}_i are not CS_m -path equivalent to any node in $CS_m \setminus \mathcal{A}_i$.
- (2) $\mathcal{A}_{\mathcal{G}}$ -path components \mathcal{B}_i satisfy the following condition: for all $m = 1, \dots, n$, there is an $\iota_m o$ -simple path S_m such that nodes in \mathcal{B}_i are CS_m -path equivalent to an absolutely simple node in $CS_m \setminus \mathcal{B}_i$ which belongs to an absolutely super-simple subnetwork $\mathcal{L}(\rho_k, \rho_{k+1})$, where ρ_k, ρ_{k+1} are adjacent absolutely super-simple nodes.
- (3) $\mathcal{A}_{\mathcal{G}}$ -path components \mathcal{C}_i do not satisfy neither of the conditions (a) and (b) above.

Again, we have

$$\mathcal{A}_{\mathcal{G}} = (\mathcal{A}_1 \dot{\cup} \dots \dot{\cup} \mathcal{A}_p) \dot{\cup} (\mathcal{B}_1 \dot{\cup} \dots \dot{\cup} \mathcal{B}_q) \dot{\cup} (\mathcal{C}_1 \dot{\cup} \dots \dot{\cup} \mathcal{C}_r) \quad (4.69)$$

Figure 7 exemplifies the three types of $\mathcal{A}_{\mathcal{G}}$ -path components in a core network \mathcal{G} with multiple input nodes.

We now generalise Lemma 4.18 to the $\mathcal{A}_{\mathcal{G}}$ -path components \mathcal{B}_i .

Lemma 4.20. *Consider the $\mathcal{A}_{\mathcal{G}}$ -path component \mathcal{B}_i and suppose there is an $\iota_m o$ -simple path S_m such that nodes in \mathcal{B}_i are CS_m -path equivalent to an absolutely simple node ρ in $CS_m \setminus \mathcal{B}_i$ which belongs to an absolutely super-simple subnetwork $\mathcal{L}(\rho_k, \rho_{k+1})$. Then the following statements are valid:*

- (a) *Nodes in $CS_m \setminus \mathcal{B}_i$ that are CS_m -path equivalent to \mathcal{B}_i which are not absolutely appendage, including ρ , are absolutely simple nodes contained in $\mathcal{L}(\rho_k, \rho_{k+1})$. Furthermore, these nodes are not absolutely super-simple.*
- (b) *For every $j = 1, \dots, n$, there is an $\iota_j o$ -simple path S_j such that nodes in \mathcal{B}_i are CS_j -path equivalent to ρ in $CS_j \setminus \mathcal{B}_i$.*
- (c) *Suppose there is another $\iota_m o$ -simple path \tilde{S}_m such that nodes in \mathcal{B}_i are $C\tilde{S}_m$ -path equivalent to nodes in $C\tilde{S}_m \setminus \mathcal{B}_i$. Then, there is an absolutely simple node τ between ρ_k and ρ_{k+1} which is $C\tilde{S}_m$ -path equivalent to \mathcal{B}_i .*

Proof. (a) By hypothesis, ρ is an absolutely simple node which belongs to $\mathcal{L}(\rho_k, \rho_{k+1})$. Moreover, ρ cannot be an absolutely super-simple node, as S_m passes by all absolutely super-simple nodes and ρ belongs to CS_m . Consider so the $\iota_m o$ -simple path S_m^*

$$\iota_m \rightarrow \dots \rightarrow \rho_k \rightarrow \dots \rightarrow \rho \rightarrow \dots \rightarrow \rho_{k+1} \rightarrow \dots \rightarrow o$$

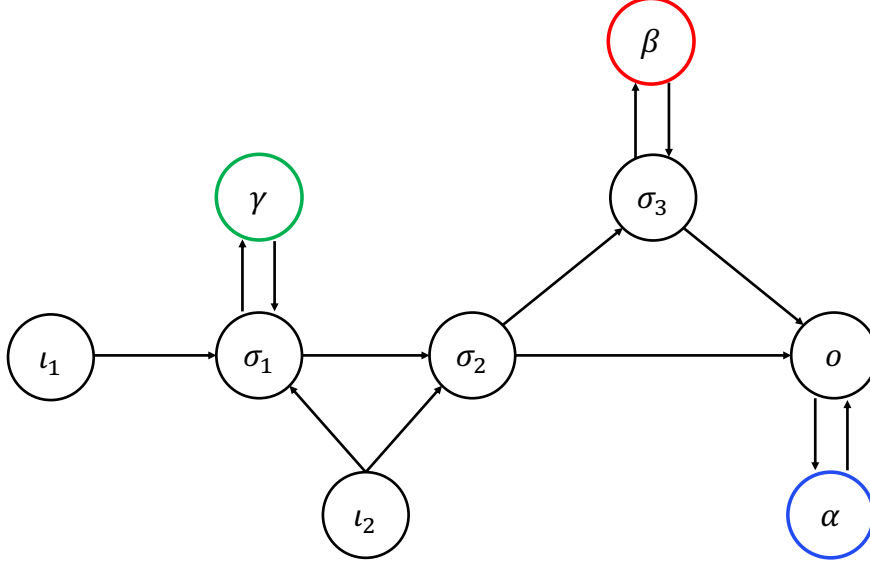


Figure 7: A core network with input nodes ι_1 and ι_2 and output node o . Nodes σ_1 and σ_3 are absolutely simple while σ_2 and o are absolutely super-simple. The absolutely super-simple subnetwork $\mathcal{L}(\sigma_2, o)$ is composed by nodes σ_2, σ_3 and o . The appendage subnetwork \mathcal{A}_G is composed by α, β and γ , and each of these nodes corresponds to a distinct \mathcal{A}_G -path component. Following the nomenclature proposed above, node α (in blue) corresponds to an \mathcal{A}_G -path component \mathcal{A} , β (in red) corresponds to an \mathcal{A}_G -path component \mathcal{B} and γ (in green) corresponds to an \mathcal{A}_G -path component \mathcal{C} . According to definition 2.17, the subnetwork composed by nodes $\sigma_2, \sigma_3, \beta$ and o is an absolutely super-simple structural subnetwork $\mathcal{L}'(\sigma_2, o)$.

Take now a node τ of $CS_m \setminus \mathcal{B}_i$ such that nodes in \mathcal{B}_i are CS_m -path equivalent to τ and suppose that τ is not absolutely appendage. As τ is downstream nodes in \mathcal{B}_i , then we conclude that τ is downstream ι_j , for every $j = 1, \dots, n$. That means that there is $j \in \{1, \dots, n\}$ such that τ is ι_j -simple. Consider the $\iota_j o$ -simple path S_j that passes by τ . As ρ_k and ρ_{k+1} are absolutely super-simple nodes, S_j must pass by ρ_k and ρ_{k+1} . We shall see that τ is between ρ_k and ρ_{k+1} . In fact, suppose that S_j passes by these nodes in the following order

$$\iota_j \rightarrow \dots \rightarrow \tau \rightarrow \dots \rightarrow \rho_k \rightarrow \dots \rightarrow \rho_{k+1} \rightarrow \dots \rightarrow o$$

Then, as τ and ρ belong to the same CS_m -path component and, as ρ_k and ρ_{k+1} do not belong to CS_m (because ρ_k and ρ_{k+1} are absolutely super-simple nodes), then

there is a path from $\tau \rightarrow \rho$ which does not pass by ρ_k or ρ_{k+1} . Taking this path together with S_m^* and S_j , we can obtain an $\iota_j o$ -simple path that does not pass by ρ_k , which is a contradiction. On the other hand, if S_j is of the form

$$\iota_j \rightarrow \cdots \rightarrow \rho_k \rightarrow \cdots \rightarrow \rho_{k+1} \rightarrow \cdots \rightarrow \tau \rightarrow \cdots \rightarrow o$$

then, in analogous manner, we can obtain an $\iota_j o$ -simple path that does not pass by ρ_{k+1} , which is also a contradiction. Therefore, τ must be between ρ_k and ρ_{k+1} , and consequently, by lemma 4.19, τ is an absolutely simple node of $\mathcal{L}(\rho_k, \rho_{k+1})$. Moreover, as τ lies in CS_m , then τ must not be absolutely super-simple.

(b) For every $j = 1, \dots, n$, we can obtain an $\iota_j o$ -simple path S_j such that the path of S_j from ρ_k to o coincides with the path of S_m from ρ_k to o . Consider now CS_j . Clearly $\mathcal{B}_i \subset CS_j$. On the other hand, the absolutely appendage nodes that are CS_m -path equivalent to nodes in \mathcal{B}_i also belong to CS_j . Consider now the node τ which is absolutely simple and CS_m -path equivalent to \mathcal{B}_i . We need to verify that τ also belongs to CS_j . In fact, by statement a), τ is an absolutely simple node between ρ_k and ρ_{k+1} , and by the initial hypothesis, S_m and S_j share the same path between ρ_k and ρ_{k+1} , meaning that τ does not lie in S_j , and therefore τ belongs to CS_j . By item (a) above, nodes that belong to the same CS_m -path component as \mathcal{B}_i are absolutely appendage or absolutely simple, and therefore nodes that are CS_m -path equivalent to \mathcal{B}_i are also CS_j -path equivalent to \mathcal{B}_i , including, in particular, ρ .

(c) Suppose there is an $\iota_m o$ -simple path \tilde{S}_m such that nodes in \mathcal{B}_i are $C\tilde{S}_m$ -path equivalent to nodes in $C\tilde{S}_m \setminus \mathcal{B}_i$. As \mathcal{B}_i is an \mathcal{A}_G -path component, there is at least one node $\tau \in C\tilde{S}_m \setminus \mathcal{B}_i$ such that τ is not absolutely appendage and τ is $C\tilde{S}_m$ -path equivalent to nodes in \mathcal{B}_i . In fact, if that was not the case, we would find an \mathcal{A}_G -path component that contains \mathcal{B}_i and which is different from \mathcal{B}_i , which is a contradiction. Therefore, there is $j = 1, \dots, n$ such that τ is ι_j -simple. By item (b) above, there is an $\iota_j o$ -simple path S_j such that $\rho \notin S_j$ and nodes in \mathcal{B}_i are CS_j -path equivalent to ρ . Moreover, as τ is ι_j -simple, there is an $\iota_j o$ -simple path S_j^* that passes by τ . As ρ_k and ρ_{k+1} are super-simple nodes, they are present in \tilde{S}_m , S_j and S_j^* . Suppose that S_j^* follows the order

$$\iota_j \rightarrow \cdots \rightarrow \tau \rightarrow \cdots \rightarrow \rho_k \rightarrow \cdots \rightarrow \rho_{k+1} \rightarrow \cdots \rightarrow o$$

In this case, we have the following:

- (1) By definition of S_j^* , there an $\iota_j \tau$ -simple path that does not pass by ρ_k ,
- (2) As τ is $C\tilde{S}_m$ -path equivalent to nodes in \mathcal{B}_i and \tilde{S}_m contains ρ_k and ρ_{k+1} , for every node from \mathcal{B}_i , there is a path from τ to this node which does not pass by ρ_k or ρ_{k+1} ,

- (3) By a similar argument, for every node in \mathcal{B}_i there is a path from this node to ρ which does not pass by ρ_k or ρ_{k+1} ,
- (4) As ρ is between ρ_k and ρ_{k+1} , there is a ρo -simple path which does not pass by ρ_k ,

Now it follows from (1)-(4) above that we can obtain an $\iota_j o$ -simple path that does not pass by ρ_k , which is a contradiction. On the other hand, if S_j^* follows the order

$$\iota_j \rightarrow \cdots \rightarrow \rho_k \rightarrow \cdots \rightarrow \rho_{k+1} \rightarrow \cdots \rightarrow \tau \rightarrow \cdots \rightarrow o,$$

then, in an analogous manner, we can obtain an $\iota_j o$ -simple path that does not pass by ρ_{k+1} , which is also a contradiction. Therefore, τ must belong to $\mathcal{L}_j(\rho_k, \rho_{k+1})$, which means that, by Lemma 4.19, τ is an absolutely simple node that is between ρ_k and ρ_{k+1} . \square

Lemma 4.20 implies that the correspondence between the \mathcal{A}_G -path components \mathcal{B}_i and the absolutely super-simple subnetworks is unique, and therefore the absolutely super-simple structural subnetworks are well defined (see Definition 2.17).

Lemma 4.21. *Let $\rho_k > \rho_{k+1}$ be two adjacent absolutely super-simple nodes. Then $\mathcal{L}'_m(\rho_k, \rho_{k+1}) = \mathcal{L}'(\rho_k, \rho_{k+1})$, for every $m = 1, \dots, n$.*

Proof. By Lemma 4.19, we already know that $\mathcal{L}_m(\rho_k, \rho_{k+1}) = \mathcal{L}(\rho_k, \rho_{k+1})$, for every $m = 1, \dots, n$. By definition, we also know that $\mathcal{L}'(\rho_k, \rho_{k+1}) = \mathcal{L}(\rho_k, \rho_{k+1}) \cup \mathcal{B}$, where \mathcal{B} consists of all absolutely appendage nodes that are CS_m -path equivalent to nodes in $\mathcal{L}(\rho_k, \rho_{k+1})$ for some $\iota_m o$ -simple path S_m , for some $m \in \{1, \dots, n\}$. Consider an \mathcal{A}_G -path component $\mathcal{B}_i \subset \mathcal{L}'(\rho_k, \rho_{k+1})$. By item (b) of Lemma 4.20, for every $m = 1, \dots, n$, there is an $\iota_m o$ -simple path S_m such that nodes in \mathcal{B}_i are CS_m -path equivalent to nodes in $\mathcal{L}(\rho_k, \rho_{k+1})$. Moreover, as nodes in \mathcal{B}_i are downstream from ι_m , then all nodes that are CS_m -path equivalent to nodes in \mathcal{B}_i are downstream from ι_m , and therefore nodes in \mathcal{B}_i are $C_m S_m$ -path equivalent to nodes in $\mathcal{L}_m(\rho_k, \rho_{k+1})$, for every $m = 1, \dots, n$. As this property is valid for every \mathcal{A}_G -path component $\mathcal{B}_i \subset \mathcal{L}'(\rho_k, \rho_{k+1})$, we conclude that $\mathcal{L}'(\rho_k, \rho_{k+1}) \subseteq \mathcal{L}'_m(\rho_k, \rho_{k+1})$, for every $m = 1, \dots, n$. On the other hand, consider an \mathcal{A}_{G_m} -path component $\mathcal{B}_{m,i} \subset \mathcal{L}'_m(\rho_k, \rho_{k+1})$. As there is a path between nodes in $\mathcal{L}_m(\rho_k, \rho_{k+1}) = \mathcal{L}(\rho_k, \rho_{k+1})$ and nodes in $\mathcal{B}_{m,i}$, then nodes in $\mathcal{B}_{m,i}$ are downstream from ι_j , $j = 1, \dots, n$. Suppose a node τ of $\mathcal{B}_{m,i}$ is not an absolutely appendage node, i.e., that there is $j \in \{1, \dots, n\}$ such that τ is ι_j -simple. Consider the $\iota_j o$ -simple path S_j that passes by τ . If τ is between ρ_k and ρ_{k+1} , then,

by Lemma 4.19, τ is an absolutely simple node, which is contradiction considering τ is ι_m -appendage. Suppose then that S_j follows the order

$$\iota_j \rightarrow \cdots \rightarrow \tau \rightarrow \cdots \rightarrow \rho_k \rightarrow \cdots \rightarrow \rho_{k+1} \rightarrow \cdots \rightarrow o$$

In that case, as there is a path between $\tau \in \mathcal{B}_{m,i}$ and nodes in $\mathcal{L}_m(\rho_k, \rho_{k+1}) = \mathcal{L}(\rho_k, \rho_{k+1})$ which does not pass by ρ_k and there is a path between ι_j and τ which does not pass by ρ_k , then, we can obtain an $\iota_j o$ -simple path that does not pass by ρ_k , contradicting the fact that ρ_k is absolutely super-simple. By a similar argument, if S_j follows the order

$$\iota_j \rightarrow \cdots \rightarrow \rho_k \rightarrow \cdots \rightarrow \rho_{k+1} \rightarrow \cdots \rightarrow \tau \rightarrow \cdots \rightarrow o$$

then we can obtain an $\iota_j o$ -simple path that does not pass by ρ_{k+1} , which is also a contradiction. Therefore, we conclude that every node in $\mathcal{B}_{m,i}$ is absolutely appendage, and consequently $\mathcal{B}_{m,i}$ is an \mathcal{A}_G -path component. We know that there is an $\iota_m o$ -simple path S_m such that $\mathcal{B}_{m,i}$ is $C_m S_m$ -path equivalent to nodes in $\mathcal{L}_m(\rho_k, \rho_{k+1}) = \mathcal{L}(\rho_k, \rho_{k+1})$, and, consequently, as $C_m S_m \subset C S_m$, nodes in $\mathcal{B}_{m,i}$ are $C S_m$ -path equivalent to nodes in $\mathcal{L}_m(\rho_k, \rho_{k+1}) = \mathcal{L}(\rho_k, \rho_{k+1})$, i.e., $\mathcal{B}_{m,i} \subset \mathcal{L}'(\rho_k, \rho_{k+1})$. As this is valid for every \mathcal{A}_{G_m} -path component of $\mathcal{L}'_m(\rho_k, \rho_{k+1})$, we conclude that, for every $m = 1, \dots, n$, one has $\mathcal{L}'_m(\rho_k, \rho_{k+1}) \subseteq \mathcal{L}'(\rho_k, \rho_{k+1}) \Rightarrow \mathcal{L}'_m(\rho_k, \rho_{k+1}) = \mathcal{L}'(\rho_k, \rho_{k+1})$. \square

Wang et al. [31] proved that in networks with only one input node, every irreducible structural homeostasis block corresponds to the homeostasis determinant of a super-simple structural subnetwork $\mathcal{L}'(\tau, \sigma)$, where τ is the input node and σ is the output node of this subnetwork. On the other hand, the homeostasis determinant of each super-simple structural subnetwork $\mathcal{L}'(\tau, \sigma)$ uniquely corresponds to an irreducible structural homeostasis block.

Theorem 4.22. *Consider the core network \mathcal{G} with multiple input nodes. If there is an irreducible structural homeostasis block B_s such that $\det(B_s)$ is an irreducible factor of $\det(\langle H \rangle)$, then \mathcal{G} has adjacent absolutely super-simple nodes ρ_k and ρ_{k+1} such that $\det(B_s) = \det(H(\mathcal{L}'(\rho_k, \rho_{k+1})))$*

Proof. By the results above, we know that $\det(B_s)$ is an irreducible factor of $\det\langle H \rangle$ if and only if $\det(B_s)$ is an irreducible factor of each homeostasis determinant $\det(H_{\iota_m}^c)$. That means, by the results of [31, Thm 6.11], that for every $m = 1, \dots, n$, there are ι_m -super-simple nodes ρ_{k_m}, ρ_{k_m+1} such that $\det(B_s) = \det(H(\mathcal{L}'_m(\rho_{k_m}, \rho_{k_m+1})))$. In particular, these implies that all the subnetworks $\mathcal{L}'(\rho_{k_m}, \rho_{k_m+1})$ must share the same input and output nodes, i.e., there are absolutely super-simple nodes ρ_k, ρ_{k+1} such that $\det(B_s) = \det(H(\mathcal{L}'_m(\rho_k, \rho_{k+1})))$, for every $m = 1, \dots, n$. By Lemma 4.21, $\det(B_s) = \det(H(\mathcal{L}'(\rho_k, \rho_{k+1})))$. \square

Corollary 4.23. *Consider a core network \mathcal{G} with multiple input nodes. If \mathcal{G} have absolutely super-simple nodes other than the output node, then the homeostasis matrix of each absolutely super-simple structural subnetwork corresponds to an irreducible structural homeostasis block.*

Proof. Consider the adjacent absolutely super-simple nodes ρ_k, ρ_{k+1} in \mathcal{G} . By Lemma 4.21, for every $m = 1, \dots, n$, we have $\mathcal{L}'_m(\rho_k, \rho_{k+1}) = \mathcal{L}'(\rho_k, \rho_{k+1})$. As proved in [31, Thm 7.2], this means that the homeostasis matrix of $\mathcal{L}'(\rho_k, \rho_{k+1})$ is an irreducible structural homeostasis block of each subnetwork \mathcal{G}_m , and therefore the homeostasis matrix of $\mathcal{L}'(\rho_k, \rho_{k+1})$ is an irreducible structural homeostasis block of \mathcal{G} . \square

4.4.3 Input Counterweight Homeostasis

Recall that for each core network \mathcal{G} , the determinant of the input counterweight homeostasis block C is unique up to signal and its explicit formula is given by (4.65).

We have already proved that $\det(C)$ is an irreducible factor of $\det(\langle H \rangle)$. It remains to show that C is associated with the input counterweight subnetwork $\mathcal{W}_{\mathcal{G}}$ (see Definition 2.18). For this purpose, we first verify that in certain sense \mathcal{G} can be divided in subnetworks associated to appendage homeostasis, absolutely super-simple structural subnetworks (structural homeostasis) and $\mathcal{W}_{\mathcal{G}}$.

Lemma 4.24. *Consider a core network \mathcal{G} with multiple input nodes, with absolutely super-simple nodes $\rho_1 > \dots > \rho_s > \rho_{s+1} = o$, and its associated input counterweight subnetwork $\mathcal{W}_{\mathcal{G}}$. Then, the following statements are valid*

- (a) $\mathcal{W}_{\mathcal{G}}$ does not share nodes with any of the subnetworks \mathcal{A}_i , where \mathcal{A}_i is an $\mathcal{A}_{\mathcal{G}}$ -path component that satisfy the following condition: for all $m = 1, \dots, n$, for every $\iota_m o$ -simple path S_m , nodes in \mathcal{A}_i are not CS_m -path equivalent to any node in $CS_m \setminus \mathcal{A}_i$.
- (b) For $k \neq 1$, $\mathcal{W}_{\mathcal{G}}$ does not share nodes with $\mathcal{L}'(\rho_k, \rho_{k+1})$. Moreover, the only common node between $\mathcal{W}_{\mathcal{G}}$ and $\mathcal{L}'(\rho_1, \rho_2)$ is ρ_1 .
- (c) If a node σ in \mathcal{G} is such that it does not belong to any subnetwork \mathcal{A}_i defined in item (a), neither to any absolutely super-simple structural subnetwork, then σ belongs to $\mathcal{W}_{\mathcal{G}}$.

Proof. (a) The proof is straightforward, as none of the nodes in $\mathcal{W}_{\mathcal{G}}$ are absolutely appendage nodes that satisfy the condition of item (a) above.

(b) Consider the subnetwork \mathcal{S} composed by the union of all absolutely structural super-simple subnetworks of \mathcal{G} :

$$\mathcal{S} = \mathcal{L}'(\rho_1, \rho_2) \cup \mathcal{L}'(\rho_2, \rho_3) \cup \cdots \cup \mathcal{L}'(\rho_s, o)$$

Therefore, with the exception of ρ_1 , by Lemmas 4.19 and 4.20, every node σ in \mathcal{S} satisfies one of the two conditions: σ is absolutely simple and for every $m = 1, \dots, n$ there is a simple path S_m that passes by ι_m , ρ_1 and σ in this order; or σ is an absolutely appendage node which belongs to an $\mathcal{A}_{\mathcal{G}}$ -path component \mathcal{B}_i that CS_m -path equivalent to an absolutely simple node ρ in $CS_m \setminus \mathcal{B}_i$ which belongs to an absolutely super-simple subnetwork $\mathcal{L}(\rho_k, \rho_{k+1})$. In both cases, by definition, σ does not belong to $\mathcal{W}_{\mathcal{G}}$. Whereas ρ_1 belongs to both $\mathcal{W}_{\mathcal{G}}$ and \mathcal{S} .

(c) If σ is absolutely simple, then for every $\iota_m o$ -simple path S_m that passes by σ , σ must be upstream from ρ_1 (if this does not happen, then, by Definition 2.16, σ belongs to one absolutely structural super-simple subnetwork, which is a contradiction). This means that there is an $\iota_m o$ -simple path S_m which follows the order $\iota_m \rightarrow \cdots \rightarrow \sigma \rightarrow \cdots \rightarrow \rho_1$, and therefore σ belongs to $\mathcal{W}_{\mathcal{G}}$. On the other hand, if σ is absolutely appendage, then, by the partition of $\mathcal{A}_{\mathcal{G}}$ explained above, σ must belong to an $\mathcal{A}_{\mathcal{G}}$ -path component \mathcal{C}_i for which there is CS_m -path equivalent to nodes that are not absolutely appendage and that are not between two absolutely super-simple nodes, for some $\iota_m o$ -simple path S_m , for some $m \in \{1, \dots, n\}$, i.e., in this case σ also belongs to $\mathcal{W}_{\mathcal{G}}$. Finally, if σ is not absolutely simple nor absolutely appendage, then σ belongs to $\mathcal{W}_{\mathcal{G}}$. \square

Lemma 4.24 implies that the network \mathcal{G} is basically the union between $\mathcal{W}_{\mathcal{G}}$, the subnetworks associated to appendage homeostasis and the absolutely structural super-simple subnetworks of \mathcal{G} . Moreover, these different subnetworks do not share common paths. It is interesting to note that $\mathcal{W}_{\mathcal{G}}$ contains all the vestigial subnetworks, as these subnetworks are composed by nodes which are not either absolutely simple nor absolutely appendage.

Lemma 4.25. *Consider a core network \mathcal{G} with multiple input nodes and its associated input counterweight subnetwork $\mathcal{W}_{\mathcal{G}}$. Then, the following statements are valid*

- (a) $\mathcal{W}_{\mathcal{G}}$ is a core network with input nodes ι_1, \dots, ι_n and output node ρ_1 .
- (b) $\mathcal{W}_{\mathcal{G}}$ does not support either appendage nor structural homeostasis.
- (c) $\det(\langle H \rangle(\mathcal{W}_{\mathcal{G}}))$ is a factor of $\det(\langle H \rangle)$.

Proof. (a) As \mathcal{W}_G is a subnetwork of \mathcal{G} , every node in \mathcal{W}_G is downstream from at least one of the input nodes. We must now verify that every node in \mathcal{W}_G is upstream from ρ_1 . In fact, this is true for the input nodes and for ρ_1 . This is also true for every node τ for which there is $m \in \{1, \dots, n\}$ such that there is an ι_m -simple path that passes at ι_m , τ and ρ_1 in that order. On the other hand, take a node σ which cannot be classified as absolutely appendage nor absolutely simple. There are two possibilities for σ : (i) σ is not downstream every input node, or (ii) σ is downstream from every input node, but there are $m, j \in \{1, \dots, n\}$ such that σ is ι_m -simple and ι_j -appendage. In the first case, σ must be downstream at least one input node ι_m . If σ is ι_m -simple, then if by the ι_m -simple path that passes by σ , σ is downstream ρ_1 , then σ would be downstream every input node, which is a contradiction, and therefore σ must be upstream ρ_1 by this ι_m -simple path. If σ is ι_m -appendage, then σ must be \mathcal{G}_m -path connected to some ι_m -simple node which, by a similar argument, must be upstream ρ_1 , and, again, σ is upstream ρ_1 . Considering now the second case (σ is downstream every input node, but there are $m, j \in \{1, \dots, n\}$ such that σ is ι_m -simple and ι_j -appendage), then σ must be upstream ρ_1 by the ι_m -simple path that passes by σ , as if this does not happen, σ would be absolutely simple. Finally, take an absolutely appendage node σ in \mathcal{C} described in Definition 2.18. Then, there is a path between σ and a node τ in \mathcal{W}_G such that there is an ι_m -simple path S_m passing by τ and τ is not between two absolutely super-simple nodes. If by S_m , τ is downstream ρ_1 , then that means that τ must be between two absolutely super-simple nodes, which is a contradiction. Therefore, S_m must pass by ι_m , τ and ρ_1 in that order, and, as there is a path from σ to τ , then σ is also upstream ρ_1 . As all nodes in \mathcal{W}_G , we can see this subnetwork as a core network between with input nodes ι_1, \dots, ι_n and output node ρ_1 .

(b) The only absolutely appendage nodes in \mathcal{W}_G are the absolutely appendage nodes in \mathcal{C} . By Lemma 4.20, for every ι_m -simple path S_m for which an \mathcal{A}_G -path component $\mathcal{C}_i \subseteq \mathcal{C}$ is CS_m -path equivalent to nodes in $CS_m \setminus \mathcal{C}_i$, then not absolutely appendage nodes CS_m -path equivalent to \mathcal{C}_i are not between two absolutely super-simple nodes, meaning that these nodes are also present in \mathcal{W}_G . Therefore, all $\mathcal{A}_{\mathcal{W}_G}$ -path components do not follow the necessary conditions to present appendage homeostasis, i.e., this kind of homeostasis is not supported by \mathcal{W}_G . On the other hand, as the only absolutely super-simple node in \mathcal{W}_G is ρ_1 , then \mathcal{W}_G does not support structural homeostasis neither.

(c) We verify this looking at the factorisation of $\det(\langle H \rangle)$. Consider permutation matrices P and Q such that $P\langle H \rangle Q$ is the Frobenius-König normal form of the matrix $\langle H \rangle$. Recall that each row of $P\langle H \rangle Q$ represents the partial derivatives of a function f_j with respect to all other nodes of \mathcal{G} , and each column of $P\langle H \rangle Q$ repre-

sents the partial derivatives of all the functions that describe the dynamics of node with respect to same node j (with the exception of the column composed by zeros and by the terms $f_{\iota_m, \mathcal{I}}$). Consider the \mathcal{A}_G -path components \mathcal{A}_i which satisfy the following condition: for all $m = 1, \dots, n$, for every ι_m -simple path S_m , nodes in \mathcal{A}_i are not CS_m -path equivalent to any node in $CS_m \setminus \mathcal{A}_i$, and the absolutely super-simple structural subnetworks $\mathcal{L}'(\rho_1, \rho_2), \mathcal{L}'(\rho_2, \rho_3), \dots, \mathcal{L}'(\rho_p, o)$. We have already verified that the Jacobian $J_{\mathcal{A}_i}$ of each \mathcal{A}_G -path components \mathcal{A}_i and the homeostasis matrix $H(\mathcal{L}'(\rho_k, \rho_{k+1}))$ of each absolutely super-simple structural subnetwork appear as independent irreducible blocks of $P\langle H \rangle Q$. By equation (4.64) and by our results on the characterisation of appendage and structural blocks, we get

$$\det(\langle H \rangle) = \det(J_{\mathcal{A}_1}) \cdots \det(J_{\mathcal{A}_r}) \cdot \det(H(\mathcal{L}'(\rho_1, \rho_2))) \cdots \det(H(\mathcal{L}'(\rho_p, o))) \cdot \det(C) \quad (4.70)$$

We need to determine which rows and columns of $\langle H \rangle$ appear in C . Recall that the matrices that appear in the right-handed side of equation (4.70) are the blocks that appear in the normal form of $\langle H \rangle$. Therefore, C consists of rows and columns that are not present in such matrices. This means, in particular, that C consists of:

- (1) rows that contain the partial derivatives of the functions f_{ι_m} , for every $m = 1, \dots, n$,
- (2) rows that contain the partial derivatives of f_{ρ_1} ,
- (3) rows that contain the partial derivatives of the functions f_σ , where σ represents nodes in \mathcal{G} which do not belong to any subnetwork \mathcal{A}_i neither to any absolutely super-simple structural subnetwork,
- (4) columns composed by zeros and by the terms $f_{\iota_m, \mathcal{I}}$,
- (5) columns containing the partial derivatives with respect to nodes ι_m , for every $m = 1, \dots, n$ and nodes σ (described in item (3)) above,
- (6) columns containing the partial derivatives with respect to ρ_1 is not a columns of C , as this column is present in $H(\mathcal{L}'(\rho_1, \rho_2))$.

As shown in item (a) above, \mathcal{W}_G is a core network with input nodes ι_1, \dots, ι_n and output node ρ_1 , then, by Lemma 4.24, we conclude that C is equivalent, up to permutation of rows and/or columns, to the matrix $\langle H \rangle(\mathcal{W}_G)$, which means that $\det(\langle H \rangle(\mathcal{W}_G))$ is a factor of $\det(\langle H \rangle)$. \square

Now we can finally characterize input counterweight homeostasis in terms of network topology.

Theorem 4.26. *Consider a core network \mathcal{G} with multiple input nodes and its associated input counterweight subnetwork $\mathcal{W}_{\mathcal{G}}$. Then, $\langle H \rangle(\mathcal{W}_{\mathcal{G}})$ is, up to permutation of rows or columns, the irreducible input counterweight homeostasis block C of $\langle H \rangle$.*

Proof. By Lemma 4.25, $\det(\langle H \rangle(\mathcal{W}_{\mathcal{G}}))$ is a factor of $\det(\langle H \rangle)$. Moreover, as $\mathcal{W}_{\mathcal{G}}$ does not support neither appendage or structural homeostasis, $\det(\langle H \rangle(\mathcal{W}_{\mathcal{G}}))$ is an irreducible homogeneous polynomial of degree 1 on variables $f_{\iota_1, \mathcal{I}}, \dots, f_{\iota_n, \mathcal{I}}$. By Frobenius-König theory, we conclude that $\langle H \rangle(\mathcal{W}_{\mathcal{G}})$ must be, up to permutation of rows or columns, the irreducible input counterweight homeostasis block C of $\langle H \rangle$. \square

Appendix

A Irreducibility of Homogeneous Polynomials

In this appendix we prove general results about irreducibility of certain homogeneous polynomials that are used in Section 4 and Appendix B.

Lemma A.1. *Let $P(y_1, y_2, \dots, y_n)$ be an homogeneous polynomial of degree 1, i.e.,*

$$P(y_1, y_2, \dots, y_n) \equiv a_1 y_1 + \dots + a_n y_n \quad (\text{A.71})$$

then, a polynomial $Q(y_1, y_2, \dots, y_n)$ divides P iff either $Q(y_1, y_2, \dots, y_n) \equiv b_0$ and b_0 divides each term a_i , for all $i = 1, \dots, n$, or there is a coefficient c such that

$$Q(y_1, y_2, \dots, y_n) \equiv b_1 y_1 + \dots + b_n y_n \quad (\text{A.72})$$

and $a_i = c \cdot b_i$, for all $i = 1, \dots, n$.

Proof. (\Leftarrow) It is straightforward to see that in both cases Q divides P .

(\Rightarrow) Suppose that a polynomial $Q(y_1, y_2, \dots, y_n)$ divides P . As P is an homogeneous polynomial of degree 1, then Q must have at most degree 1, i.e., we can explicitly write Q as

$$Q(y_1, y_2, \dots, y_n) = b_0 + b_1 y_1 + \dots + b_n y_n \quad (\text{A.73})$$

Moreover, there is a polynomial $R(y_1, y_2, \dots, y_n)$ such that $P \equiv QR$. By the same argument, we can explicitly write R as

$$R(y_1, y_2, \dots, y_n) = c_0 + c_1 y_1 + \dots + c_n y_n \quad (\text{A.74})$$

By (A.73) and (A.74), we have

$$\begin{aligned}
P(y_1, y_2, \dots, y_n) &\equiv Q(y_1, y_2, \dots, y_n)R(y_1, y_2, \dots, y_n) \\
a_1y_1 + \dots + a_ny_n &\equiv (b_0 + b_1y_1 + \dots + b_ny_n) \cdot (c_0 + c_1y_1 + \dots + c_ny_n) \\
a_1y_1 + \dots + a_ny_n &\equiv b_0c_0 + \sum_{i=1}^n (b_ic_0 + b_0c_i)y_i + \sum_{1 \leq i < j \leq n} (b_ic_j + b_jc_i)y_iy_j \\
&\quad + \sum_{i=1}^n b_ic_iy_i^2
\end{aligned} \tag{A.75}$$

From (A.75), we conclude:

$$\begin{aligned}
b_0c_0 &= 0 \\
b_ic_0 + b_0c_i &= a_i, \quad \text{for all } i = 1, \dots, n \\
b_ic_j + b_jc_i &= 0, \quad 1 \leq i < j \leq n \\
b_ic_i &= 0, \quad \text{for all } i = 1, \dots, n
\end{aligned} \tag{A.76}$$

From (A.76), we have $b_0 = 0$ or $c_0 = 0$. Suppose that $b_0 = 0$. Therefore, by (A.73), we get

$$Q(y_1, y_2, \dots, y_n) = b_1y_1 + \dots + b_ny_n \tag{A.77}$$

Taking $b_0 = 0$ in (A.76), we get

$$b_ic_0 = a_i, \quad \text{for all } i = 1, \dots, n \tag{A.78}$$

Considering $c_0 \equiv c$, one of the cases of the lemma is obtained. Suppose now that $c_0 = 0$. In that case, by (A.76), we get

$$b_0c_i = a_i, \quad \text{for all } i = 1, \dots, n \tag{A.79}$$

and therefore, as $a_i \neq 0$, then $c_i \neq 0$. However, we must satisfy $b_ic_i = 0$, for all $i = 1, \dots, n$. Therefore, we conclude that $b_i = 0$, for all $i = 1, \dots, n$, which means that

$$Q(y_1, y_2, \dots, y_n) \equiv b_0$$

From (A.79), we have that b_0 divides each term a_i , for all $i = 1, \dots, n$. \square

Corollary A.2. *Let $P(y_1, y_2, \dots, y_n)$ be an homogeneous polynomial of degree 1, i.e.,*

$$P(y_1, y_2, \dots, y_n) \equiv a_1y_1 + \dots + a_ny_n. \tag{A.80}$$

such that a_1, \dots, a_n do not share common factors. Then P is irreducible.

Proof. Suppose there is a polynomial $Q(y_1, y_2, \dots, y_n)$ which is a divisor of P . By Lemma A.1, there is a coefficient c that divides every term a_i . As a_1, \dots, a_n do not share common factors, $c = \pm 1$, and hence, either $Q(y_1, y_2, \dots, y_n) \equiv \pm 1$ or $Q(y_1, y_2, \dots, y_n) \equiv \pm P(y_1, y_2, \dots, y_n)$. That is, P is irreducible. \square

B Non-triviality of the Homeostasis Determinant

In this appendix we prove the claim that if the self couplings are not identically zero and the output node is downstream from all input nodes (see Remark 2.8), then $\det \langle H \rangle$ is not identically zero.

Let f be a smooth admissible vector field associated to a network \mathcal{G} and denote by J its Jacobian matrix. Let \mathcal{G} be composed by nodes $\sigma_1, \sigma_2, \dots, \sigma_n$. Then

$$J = \begin{bmatrix} f_{\sigma_1, \sigma_1} & f_{\sigma_1, \sigma_2} & \cdots & f_{\sigma_1, \sigma_n} \\ f_{\sigma_2, \sigma_1} & f_{\sigma_2, \sigma_2} & \cdots & f_{\sigma_2, \sigma_n} \\ \vdots & \vdots & \ddots & \vdots \\ f_{\sigma_n, \sigma_1} & f_{\sigma_n, \sigma_2} & \cdots & f_{\sigma_n, \sigma_n} \end{bmatrix} \quad (\text{B.81})$$

where f_{σ_i, σ_j} denote the partial derivatives of f . We say that f or J is *generic* if the following conditions are satisfied:

- (a) $f_{\sigma_i, \sigma_j} \equiv 0$ if and only if there is no arrow $\sigma_j \rightarrow \sigma_i$.
- (b) there is no polynomial relation among f_{σ_i, σ_j} .

This means that f_{σ_i, σ_j} may be seen as *algebraically independent variables* and the J may be seen as a ‘decorated’ adjacency matrix of \mathcal{G} . In particular, $\det J$ (or the determinant of any sub-matrix of J) may be seen as a polynomial on the algebraically independent variables f_{σ_i, σ_j} and thus it vanishes identically if and only if all its summands are identically zero (see [8]). Note that the set of generic admissible vector fields f is an open set in any appropriate topology on the space of all smooth admissible vector fields.

Lemma B.1. *If all the self-couplings of a generic Jacobian matrix J are not identically zero (i.e., $f_{\sigma_i, \sigma_i} \not\equiv 0$) then $\det J$ is not identically zero.*

Proof. Let \mathcal{G} be a network with n nodes $\sigma_1, \sigma_2, \dots, \sigma_n$. Consider the product of diagonal elements of J :

$$f_{\sigma_1, \sigma_1} \cdots f_{\sigma_n, \sigma_n} \not\equiv 0$$

First of all, it is a summand of $\det J$. Moreover, because f (and hence J) is generic and all the self-couplings are not identically zero, the product is not identically zero. Therefore, we conclude that $\det J$ cannot be identically zero. \square

Proposition B.2. *Let \mathcal{G} be an input-output network with input node ι and output node o such that o is downstream from ι . Suppose that J is generic and all its self-couplings are not identically zero. Then the determinant of the corresponding homeostasis matrix H is not identically zero.*

Proof. By Lemma B.1 and [31, Thm 2.4], it is enough to consider the case when \mathcal{G} is a core input-output network with n nodes. Since the output node o is downstream from the input node ι there is a directed path S between them

$$\iota \rightarrow \sigma_1 \rightarrow \cdots \rightarrow \sigma_k \rightarrow o$$

We can assume, without loss of generality, that the directed path S is ιo -simple. Let $\sigma_{k+1}, \dots, \sigma_{n-2}$ be the remaining (regulatory) nodes of the network that are not in S . Consider the following product of partial derivatives of a generic admissible vector field f :

$$\underbrace{f_{\sigma_1, \iota} \cdots f_{o, \sigma_k}}_{k+1} \underbrace{f_{\sigma_{k+1}, \sigma_{k+1}} \cdots f_{\sigma_{n-2}, \sigma_{n-2}}}_{n-2-k} \neq 0$$

This product has $n - 1$ factors, each one belonging to a unique row and column of the Jacobian matrix J . We claim that it is one of the summands of $\det H$. Indeed, the homeostasis matrix H is obtained from the Jacobian matrix J by dropping the first row and the last column, that is, elements of the form $f_{\iota, \cdot}$ and $f_{\cdot, o}$, respectively. Since none of these elements are in the product above, it follows that the claim is true. Because f (and hence J) is generic and all the self-couplings are not identically zero, the product is not identically zero. Therefore, we conclude that $\det H$ cannot be identically zero. \square

Proposition B.3. *Let \mathcal{G} be a network with input nodes ι_1, \dots, ι_n and output node o such that o is downstream from every input node. Suppose that J is generic and all its self-couplings are not identically zero. Then the determinant of the corresponding weighted homeostasis matrix $\langle H \rangle$ is not identically zero.*

Proof. By Lemma B.1 and equation (4.43), it is enough to prove the claim when \mathcal{G} is a core network. As shown in Subsection 4.4, $\det \langle H \rangle$ can be factorised as a product of common factors between each of the determinants $\det H_{\iota_m}^c$ and the input counterweight term. By Proposition B.2, none of these common factors can be identically zero. This means that $\det \langle H \rangle$ is identically zero if, and only if, the input

counterweight term is identically zero. We recall that the input counterweight term is irreducible and its expression, according to eq. (4.65), is

$$\det C = \sum_{m=1}^n \pm f_{\iota_m, \mathcal{I}} \det(J_{\mathcal{D}_m}) \det(C_{\iota_m})$$

By hypothesis, $f_{\iota_m, \mathcal{I}}$ is always non-zero and Lemma B.1 implies that the determinants $\det(J_{\mathcal{D}_m})$ must be all non-zero. Moreover, as each determinant $\det(C_{\iota_m})$ is a factor of $\det H_{\iota_m}^c$, then, by Proposition B.2, we conclude that $\det(C_{\iota_m})$ cannot be identically zero for all $1 \leq m \leq n$. Hence, as $\det C$ is irreducible, we conclude that it cannot be identically zero. Therefore, $\det \langle H \rangle$ is not identically zero. \square

Remark B.1. Note that the result above cannot be improved. To see this, first consider the case when \mathcal{G} is a network with only one input node ι and output node o . Then, if we drop the requirement that all nodes are self-coupled, there exist networks with identically zero homeostasis determinants (see Figure 8 (a)). Moreover, if o is not downstream from the input node ι , then $\det H$ may also be identically zero (see Figure 8 (b)). Now consider the case where \mathcal{G} has multiple input nodes. Then $\det \langle H \rangle$ may be identically zero if we allow some node to be not self-coupled (see Figure 8 (c)). Furthermore, if we require that o be downstream from some, but not all input nodes, then, although $\det \langle H \rangle$ may be not identically zero, the output node will not depend on the dynamics of all input nodes (see Figure 8 (d)).

Remark B.2. In the context of biological systems, it is usually expected that all nodes are self-coupled and that the output node is downstream all input nodes. Therefore, the assumptions made in this section are usually satisfied by almost all models.

Remark B.3. Note that the results obtained in this appendix do not contradict the fact that the bacterial chemotaxis model exhibits perfect homeostasis, that is, $\det \langle H \rangle \equiv 0$. This is possible because the model equation (1.1) is not given by a generic vector field in the sense defined above. Indeed, as it is shown in (3.25) and (3.26), there is a polynomial relation between certain partial derivatives of the vector field. This is another manifestation of the fact that robust perfect homeostasis is a non-generic phenomenon. However, it is somewhat expected that finite parameterized families of vector fields modelling biological phenomena are not generic for all parameter values. Typically, model equations are obtained by combining a very restricted set of biologically meaningful laws/principles (mass action, energy conservation, Michaelis-Menten kinetics, etc.) and so the functional form of the vector field is quite constrained, therefore non-genericity is common. On the other hand, the possibility to have robust perfect homeostasis in such models is non negligible.

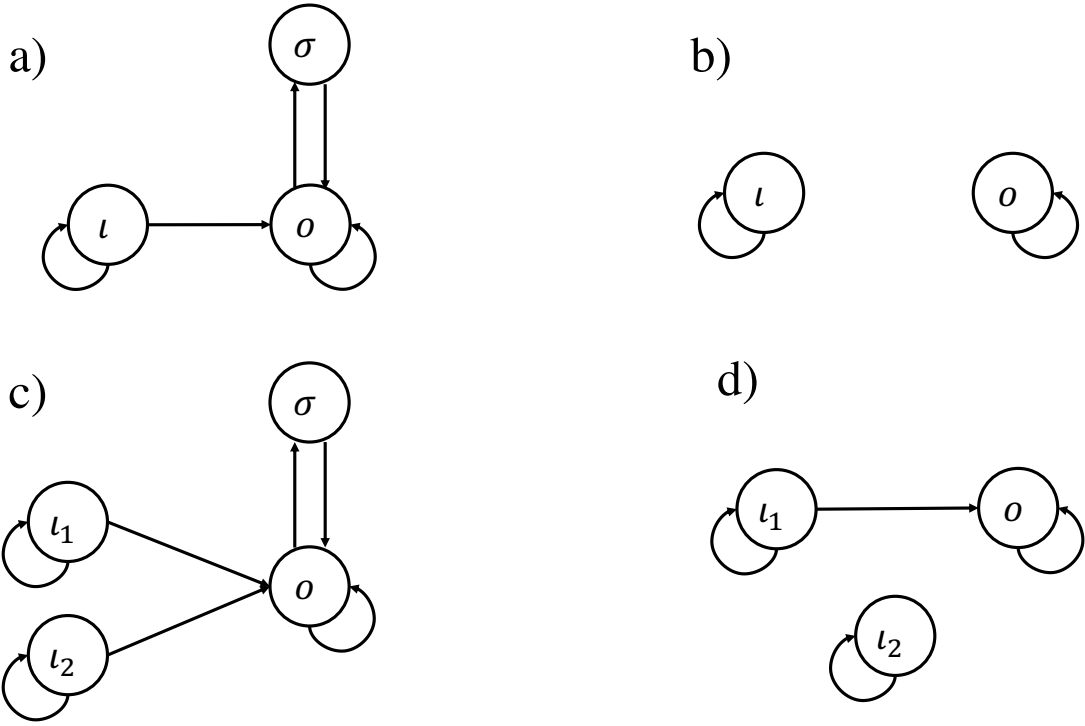


Figure 8: Examples of networks that do not satisfy the assumptions of non-zero self-couplings and/or the output node is not downstream from the input node(s). With the existence of nodes that are not self-coupled (cases (a) and (c)) the determinant of the (weighted) homeostasis matrix may vanish identically either in the case of only one input node (a) or when there exist multiple input nodes (c). In the case the output node is not downstream from the input node(s), in (b) it is trivial to see that $\det H \equiv 0$. In (d), the network has input nodes ι_1 and ι_2 , and the output node o is not downstream from ι_2 . In that case $\det\langle H \rangle \neq 0$, but the dynamics of o does not depend on the dynamics of ι_2 . Finally, in all these examples the eigenvalues of the Jacobian are non-trivial, and therefore the network may display a linearly stable equilibrium, depending on the specific model that it represents.

Acknowledgments. We thank Martin Golubitsky, Yangyang Wang, Zhengyuan Huang and Pedro P. A. C. Andrade for helpful conversations. The research of JLOM and FA was supported by Fundação de Amparo à Pesquisa do Estado de São Paulo (FAPESP) grant 2019/12247-7.

References

- [1] U. Alon, M. G. Surette, N. Barkai, and S. Leibler. Robustness in bacterial chemotaxis. *Nature*, 397:168–171, 1999.
- [2] J. Ang and D. R. McMillen. Physical constraints on biological integral control design for homeostasis and sensory adaptation. *Biophys. J.*, 104(2):505–515, 2013.
- [3] F. Antoneli, M. Golubitsky, and I. Stewart. Homeostasis in a feed forward loop gene regulatory motif. *J. Theor. Biol.*, 445:103–109, 2018.
- [4] S. K. Aoki, G. Lillacci, A. Gupta, A. Baumschlager, D. Schweingruber, and M. Khammash. A universal biomolecular integral feedback controller for robust perfect adaptation. *Nature*, 570(7762):533–537, 2019.
- [5] R. P. Araujo and L. A. Liotta. The topological requirements for robust perfect adaptation in networks of any size. *Nat. Commun.*, 9(1):1757, 2018.
- [6] N. Barkai and S. Leibler. Robustness in simple biochemical networks. *Nature*, 387:913–917, 1997.
- [7] J. A. Best, H. F. Nijhout, and M. C. Reed. Homeostatic mechanisms in dopamine synthesis and release: a mathematical model. *Theor. Biol. Med. Modell.*, 6(1):21, 2009.
- [8] R. A. Brualdi and H. J. Ryser. *Combinatorial matrix theory*. Cambridge University Press, 1991.
- [9] D. Clausznitzer, O. Oleksiuk, L. Løvdok, V. Sourjik, and R. G. Endres. Chemotactic response and adaptation dynamics in *Escherichia coli*. *PLoS Comput. Biol.*, 6(5):1–11, 2010.
- [10] M. P. Edgington and M. J. Tindall. Understanding the link between single cell and population scale responses of *Escherichia coli* in differing ligand gradients. *Comp. Struct. Biotech. J.*, 13:528–538, 2015.
- [11] M. P. Edgington and M. J. Tindall. Mathematical analysis of the *Escherichia coli* chemotaxis signalling pathway. *Bull. Math. Biol.*, 80(4):758–787, 2018.
- [12] G. B. Ermentrout. *Simulating, analyzing, and animating dynamical systems: a guide to XPPAUT for researchers and students*. SIAM, 2002.

- [13] M. Golubitsky and I. Stewart. Nonlinear dynamics of networks: the groupoid formalism. *Bull. Amer. Math. Soc.*, 43(3):305–364, 2006.
- [14] M. Golubitsky and I. Stewart. Homeostasis, singularities, and networks. *J. Math. Biol.*, 74(1-2):387–407, 2017.
- [15] M. Golubitsky and I. Stewart. Homeostasis with multiple inputs. *SIAM J. Appl. Dynam. Sys.*, 17(2):1816–1832, 2018.
- [16] M. Golubitsky, I. Stewart, F. Antoneli, Z. Huang, and Y. Y. Wang. Input-output networks, singularity theory, and homeostasis. In O. Junge, S. Ober-Blobaum, K. Padburg-Gehle, G. Froyland, and O. Schütze, editors, *Advances in Dynamics, Optimization and Computation*, pages 36–65. Springer Cham, 2020.
- [17] C. H. Hansen, R. G. Endres, and N. S. Wingreen. Chemotaxis in escherichia coli: A molecular model for robust precise adaptation. *PLOS Comp. Biol.*, 4(1):e1, 01 2008.
- [18] M. Kollmann, L. Løvdok, K. Bartholomé, J. Timmer, and V. Sourjik. Design principles of a bacterial signalling network. *Nature*, 438(7067):504–507, November 2005.
- [19] A. C. Lloyd. The regulation of cell size. *Cell*, 154:1194, 2013.
- [20] W. Ma, A. Trusina, H. El-Samad, W. A. Lim, and C. Tang. Defining network topologies that can achieve biochemical adaptation. *Cell*, 138(4):760–773, 2009.
- [21] B. A. Mello and Y. Tu. Perfect and near-perfect adaptation in a model of bacterial chemotaxis. *Biophysical J.*, 84(5):2943–2956, May 2003.
- [22] H. F. Nijhout, J. Best, and M. C. Reed. Escape from homeostasis. *Math. Biosci.*, 257:104–110, 2014.
- [23] H. F. Nijhout, J. Best, and M. C. Reed. Systems biology of robustness and homeostatic mechanisms. *WIREs Syst. Biol. Med.*, page e1440, 2018.
- [24] H. F. Nijhout, J. A. Best, and M. C. Reed. Using mathematical models to understand metabolism, genes and disease. *BMC Biol.*, 13:79, 2015.
- [25] H. F. Nijhout and M. C. Reed. Homeostasis and dynamic stability of the phenotype link robustness and plasticity. *Integr. Comp. Biol.*, 54(2):264–75, 2014.

- [26] H. F. Nijhout, M. C. Reed, P. Budu, and C. M. Ulrich. A mathematical model of the folate cycle: new insights into folate homeostasis. *J. Biol. Chem.*, 279:55008–55016, 2004.
- [27] M. Reed, J. Best, M. Golubitsky, I. Stewart, and H. F. Nijhout. Analysis of homeostatic mechanisms in biochemical networks. *Bull. Math. Biol.*, 79(11):2534–2557, 2017.
- [28] H. Schneider. The concepts of irreducibility and full indecomposability of a matrix in the works of Frobenius, König and Markov. *Lin. Alg. Appl.*, 18:139–162, 1977.
- [29] Z. F. Tang and D. R. McMillen. Design principles for the analysis and construction of robustly homeostatic biological networks. *J. Theor. Biol.*, 408:274–289, 2016.
- [30] M. Tindall, P. Maini, S. Porter, and J. Armitage. Overview of mathematical approaches used to model bacterial chemotaxis II: bacterial populations. *Bull. Math. Biol.*, 70(6):1570–1607, August 2008.
- [31] Y. Wang, Z. Huang, F. Antoneli, and M. Golubitsky. The structure of infinitesimal homeostasis in input-output networks. *Journal of Mathematical Biology*, pages 1–40, 2021.
- [32] J. K. Wyatt, A. R.-D. Cecco, C. A. Czeisler, and D.-J. Dijk. Circadian temperature and melatonin rhythms, sleep, and neurobehavioral function in humans living on a 20-h day. *Am. J. Physiol.*, 277:1152–1163, 1999.
- [33] T. M. Yi, Y. Huang, M. I. Simon, and J. Doyle. Robust perfect adaptation in bacterial chemotaxis through integral feedback control. *Proc. Natl. Acad. Sci. U.S.A.*, 97:4649–4653, 2000.