

# Improved Soccer Action Spotting using both Audio and Video Streams

Bastien Vanderplaetse  
ISIA Lab

University of Mons, Belgium

bastien.vanderplaetse@umons.ac.be

Stéphane Dupont  
ISIA Lab

University of Mons, Belgium

stephane.dupont@umons.ac.be

## Abstract

*In this paper, we propose a study on multi-modal (audio and video) action spotting and classification in soccer videos. Action spotting and classification are the tasks that consist in finding the temporal anchors of events in a video and determine which event they are. This is an important application of general activity understanding. Here, we propose an experimental study on combining audio and video information at different stages of deep neural network architectures. We used the SoccerNet benchmark dataset, which contains annotated events for 500 soccer game videos from the Big Five European leagues. Through this work, we evaluated several ways to integrate audio stream into video-only-based architectures. We observed an average absolute improvement of the mean Average Precision (mAP) metric of 7.43% for the action classification task and of 4.19% for the action spotting task.*

## 1. Introduction

The annual revenue of the global sports market was estimated to \$90.9 billions in 2017 [15]. From this large amount, \$28.7 billion came from the European soccer market [16], more than half (\$15.6 billion) of which was generated by the Big Five European soccer leagues (EPL, Ligue 1, Bundesliga, Serie A and La Liga) [17, 18]. The main interest of sports broadcast is entertainment, but sports videos are also used by professionals for strategy analysis, player scouting or statistics generation. These statistics are traditionally gathered by professional analysts watching a lot of videos and identifying the events occurring within a game. For football, this annotation task takes over 8 hours to provide up to 2000 annotations per game, according to Matteo Campodonico, CEO of Wyscout, a company specialized in soccer analytics [73].

To assist sports annotators in this task, several automated computer vision methods can be devised to address many of the challenges in sports video understanding: field and lines localization [22, 33, 37], ball position [38, 57, 64]

and camera motion [43, 75] tracking, detection of players [11, 41, 70], their moves [24, 44, 65], and pose [6, 80] and the team they are playing for [35]. Detecting key actions in soccer videos remains a difficult challenge since these events within the videos are sparse, making machine learning on massive datasets difficult to achieve. Some work has nevertheless achieved significant results in that direction [10, 28].

In this paper, we focus on action spotting and classification in soccer videos. This task has been defined as finding the anchors of human-induced soccer events in a video [28] as well as naming the action categories. Several issues arise when dealing with this task. Important actions often have no clear start and end frames in the video, they are temporally discontinuous (i.e. adjacent frames may have different annotations), and they are rather rare. To improve action spotting performance, we propose to use both audio and video input streams while previous work did only use video. Different audio-visual neural network architectures are compared. Our intuition leads us to believe that some categories of actions trigger particular reactions on the part of the public present in the stadium. For example, when a goal is scored, fans shout out. Similarly, a red card can cause discontent. Audio signals should hence provide useful information in such key cases, for instance to distinguish real scored goals from goal attempts. This is what we will show in the paper.

**Contributions.** (i) We carried out an initial analysis about the possibilities of adding audio as an input in a soccer action spotting and classification context. (ii) Our best approach improved the performance of action classification on SoccerNet [28] by 7.43% absolute with the addition of audio, compared to the video-only baseline. (iii) We also increased the performance of the action spotting on the same dataset by 4.19% absolute.

## 2. Related Work

**Sports Analytics and Related Applications.** Computer vision methods have been developed to help understand

sport broadcasts, carry out analytics within a game [12, 20, 66], or even assist in broadcast production. Interesting use cases include the automatic summarization of games [21, 56, 69], the identification of salient game actions [23, 45, 76] or the reporting of commentaries of live game video streams [78].

Early work used camera shot segmentation and classification to summarize games [21] or focused on identifying video production patterns in order to detect salient actions of the game [55]. Later, Bayesian networks have been used to detect goals, penalties, corner kicks and cards events [34] or to summarize games [63].

More recently, deep learning approaches have been applied. Long Short-Term Memory (LSTM) networks [32] enabled to temporally traverse soccer videos to identify the salient actions by temporally aggregating particular features [68]. These features can be local descriptors, extracted by a Bag-of-Words (BOW) approach, or global descriptors, extracted by using Convolutional Neural Networks (CNN). Besides features, semantic information, such as player localization [40], as well as pixel information [9], are also used to train attention models to extract relevant frame features. Besides, a loss function for action spotting was proposed to tackle the issue of unclear action temporal location, by better handling the temporal context around the actions during training [10].

Some of the most recent works propose to identify kicks and goals in soccer games by using automatic multi-camera-based systems [81]. Another work uses logical rules to define complex events in soccer videos in order to perform visual reasoning on these events [39]. These complex events can be visualized as a succession of different visual observations during the game. For example, a “*corner kick*” occurs when a player of the defending team hits the ball, which passes over the goal line. This complex event is the succession of simple visual observations: the ball is seen near a flag, a player comes near the position of the ball, this player kicks the ball, and the goal post becomes visible in the scene. The logical rules used to define these complex events are Event Calculus (EC) [60], i.e. a logic framework for representing and reasoning about events and their effects. These EC allow to describe a scene with atomic descriptions through First Order Logic (FOL).

**Activity Recognition.** Activity recognition is the general problem of detecting and then classifying video segments according to a predefined set of activity or action classes in order to understand the videos. Most methods use temporal segments [7, 26, 74] that need to be pruned and classified [29, 62].

A common way to detect activities is to aggregate and pool these temporal segments, which allows to search for a consensus [2, 67]. Naive methods use average or maximum

pooling, which require no learning. More complex ones aim to find a structure in a feature set by clustering and pooling these features while improving discrimination. These work use learnable pooling like BOW [3, 36], Fisher Vector [14, 48, 51] or VLAD [3]. Some works improve these techniques by respectively extending them by the incorporation of the following Deep Neural Network (DNN) architectures: NetFV [61], SoftDBOW [54] or NetVLAD [29].

Instead of pooling features, some works try to identify which features might be the more useful given the video context. Some of these approaches represent and harness information in both temporal and/or spatial neighborhoods [13, 42], while other ones focus on attention models [49, 72] as a way to better leverage the surrounding information by learning adaptive confidence scores. For instance, the evidence of objects and scenes within a video can be exploited by a semantic encoder for improving activity detection [31]. Moreover, coupling recognition with context-gating allows the learnable pooling methods to produce state-of-the-art recognition performance on very large benchmarks [47].

Advanced methods for temporal integration use particular neural network architectures, such as Convolution Neural Network (CNN) [58] or Recurrent Neural Network (RNN) [52]. More particularly, LSTM architectures are often chosen for motion-aware sequence learning tasks, which is beneficial for activity recognition [2, 4]. Attention models are also harnessed to better integrate spatio-temporal information. Within this category of approaches, recent work uses a 2-models-based attention mechanism [53]. The first one consists of a spatial-level attention model, which determines the important regions in a frame, and the second one concerns the temporal-level attention, which is used to harness the discriminative frames in a video. Another work proposes a convolutional LSTM network supporting multiple convolutional kernels and layers coupled with an attention-based mechanism [2].

**Multimodal approaches.** Using several different and complementary input modalities can improve model performance in both action classification and action spotting tasks, since this leverages more information about the video. Earlier work uses textual sources [50], such as the game logs manually encoded by operators.

Recently, research in multimodal models use, in addition to the RGB video streams, information about the motion within the video sequences: the optical flow can be used [77, 79] or even player pose sequences [8, 71]. For golf and tennis tournaments, a multimodal architecture using the reactions (such as high fives or fist pumps) and expressions of the players (aggressive, smiling, etc.), spectators (crowd cheering) and commentator (tone and word analysis), and even game analytics, was proposed [46].

Some work use the audio stream of the video but in a different manner than ours. The audio stream was used to make audio-visual classification of sport types [25]. Also, acoustic information was used to detect tennis events and track time boundaries of each tennis point in a match [5].

### 3. Methodology

Our main objective is to set-up multimodal architectures and analyze the benefit of the audio stream on the performance of a model within the soccer action spotting and classification tasks. Action spotting is the task that consists in finding the right temporal anchors of events in a video. The more a candidate spot is close to the target event, the more the spotting is considered as good. Reaching perfect spotting is hence particularly complex. Tolerance intervals are hence typically used. Regarding classification, we will use a typology of different soccer actions classes and evaluate how well our systems distinguish those classes.

We use the SoccerNet dataset [28]. It uses a typology of 3 soccer event categories: *goals*, *substitutions* and *cards* (both yellow and red cards).

This section starts by explaining how the video and the audio streams are represented with feature vectors to be used as input of the different models. Next, it presents the baseline approach proposed in [28]. This approach consists of training models for soccer action classification but to include a background class too, so that both classification and action spotting tasks can be addressed. Since the baseline [28] uses only video stream, we finish this section by exposing how we use the audio stream too, with different variants for multimodal fusion.

#### 3.1. Video and Audio Representations

We want to work with both video and audio streams. The volume of data available for training may however be insufficient for training fully end-to-end machine learning architectures. Hence, we will here reuse existing visual and auditory feature extraction architectures, pre-trained on relevant visual and audio reference datasets. As explained in more details later, we used a ResNet [30] trained on the ImageNet [19] data for the visual stream and, for the audio stream, a VGG [59] trained on spectrogram representations of the AudioSet [27] data. Fine-tuning of these models might be considered in the future, but at this stage, we keep their parameters fixed during our training process. In practice, we hence extracted visual and auditory features before running our experiments.

**Video streams.** For the video streams, we used the features extracted by [28] using ResNet-152 [30], a deep convolutional neural network, pretrained on 1000 categories ImageNet [19] dataset. Particularly, they used the output

of the *fc1000* layer, which is a 1,000-way fully-connected layer with a softmax function in the end. This layer outputs a 2,048-dimensional feature vector representation for each frame of the video. To extract these features, each video was unified at 25 frames per second (fps) and trimmed at the start of the game, since the reference time for the event annotations is the game start. Each frame was resized and cropped to a  $224 \times 224$  resolution. A TensorFlow [1] implementation was used to extract the features of the videos every 0.5 second, hence a 2 frames per second sampling rate. Then, Principal Component Analysis (PCA) was applied on the extracted features to reduce their dimension to 512. This still retain 93.9% of their variance<sup>1</sup>

**Audio streams.** For the audio streams, we used VGG [59], a deep convolutional network architecture. Particularly, we used VGGish, a VGG architecture pretrained on AudioSet [27]. AudioSet is a benchmark dataset containing 632 audio event categories and 1,789,621 labeled 10-seconds audio segments from YouTube videos. To extract audio features, we used a TensorFlow implementation of a pretrained slim version of VGGish<sup>2</sup>. We extracted the output of the last convolutional layer (*conv4/conv4\_2*) to which we applied a global average pooling to get 512-dimensional feature vector. Since this model uses a chunk of the audio stream spectrogram as input and we want to have the same frame rate as the video features, we trimmed the audio streams at the game start and divided them into chunks of 0.5 second.

#### 3.2. SoccerNet baseline approach

The baseline approach proposed in [28] is divided into two parts: (i) video chunk classification and (ii) action spotting. In order to compare the performance with and without the audio stream, we followed the same approach and used the best performing models as baselines for our approach.

**Video chunk classification.** For the classification task, shallow pooling neural networks are used. Each video is chunked into windows of duration  $T$  seconds. Since the features are sampled at 2 frames per second, the input matrix to our systems is, for each chunk to be classified, an aggregation of  $W = 2T$  feature vectors. Therefore, the dimension of the input is  $W \times 512$ . Although quite rare, some chunks may have multiple labels when several actions are temporally close-by. Our deep learning architectures will hence use a sigmoid activation function at their last layer. For all the classes, a multi binary cross-entropy loss is minimized. The Adam optimizer is used. The learning rate follows a

<sup>1</sup> Although the reference publication does not mention it, we assume the PCA transformation matrix is estimated on the SoccerNet training data.

<sup>2</sup> <https://github.com/D Tao/VGGish>

step decay and early stopping is applied, based on the validation set performance. The final evaluation metric used is the mAP across the classes defined on SoccerNet [28].

One of the main challenges in designing the neural network architectures for this task was related to the temporal pooling method to be used. Indeed, the selected feature extraction approaches use fixed image based models, while we want to use chunks consisting of several video frames as input to provide the system with longer term information that should be beneficial (or even necessary) to achieve useful performance.

Seven pooling techniques have been tested by [28]: (i) mean pooling and (ii) max pooling along the aggregation axis outputting 512-long features, (iii) a custom CNN with kernel dimension of  $512 \times 20$  traversing the temporal dimension. At last, the approaches and implementations proposed by [47] such as (iv) SoftDBOW, (v) NetFV, (vi) NetVLAD and (vii) NetRVLAD have also been compared. These last pooling methods use clustering-based aggregation techniques to harness context-gating, which is a learnable non-linear unit aiming to model the interdependencies among the network activations. To predict the labels for the input window, a fully connected layer was then stacked after the pooling layer of each model. Dropout is also used during training in order to improve generalization. We use a keep probability of 60%.

**Action spotting.** For the spotting task, [28] reused their best performing model from the classification task. This model is applied on each testing video. In this case, instead of splitting video into consecutive chunks, a sliding window of size  $W$  is used through the videos, with a stride of 1 second. Therefore, for each position of the sliding window, a  $W \times 512$  matrix can be obtained by the content currently covered by this window. This matrix is used as input for the model, which computes a probability vector for classifying the video chunk. Then, we get for each game a series of predictions consisting of probabilities to belong to each class (including the background no-action class).

To obtain the final spotting candidates from the predictions series, three methods were used in [28]: (i) a watershed method using the center time within computed segment proposals; (ii) the time index of the maximum value of the watershed segment as the candidate; and (iii) the local maxima along the video and applying non-maximum-suppression (NMS) within the window. Here, a tolerance  $\delta$  is added to the mAP as evaluation metric. Therefore, a candidate spot is defined as positive if it lands within a tolerance of  $\delta$  seconds around the true temporal anchor of an event. Another metric is the Average-mAP, which is the area under the mAP curve with  $\delta$  ranging from 5 to 60 seconds.

In this paper, we use NetVLAD and NetRVLAD as

pooling layers, since they are the best approaches in the chosen baseline.

### 3.3. Audio Input and Multimodal Fusion

We need to define architectures of audio-visual models in order to study the influence of the audio stream on performance. We decided to use the baseline architecture described in Section 3.2 for both visual and audio streams, the only difference being the feature extraction front-end (cfr. 3.1).

Next, we need to determine where the two models need to merge their pipeline in order to get better results. Both visual and audio processing pipelines can be applied until their last layers, with their outputs then being combined with a late fusion mechanism. Earlier fusion points will also be investigated. The general appearance of our multi-modal pipeline is illustrated in Figure 1. We hence train our models with different *merge points*, illustrated by green circles and arrows on the figure. At the merge points, the audio stream and video stream representation vectors are concatenated, and the concatenated vectors are then processed by a single pipeline consisting of the remaining part of the baseline processing pipeline downstream the fusion point. We distinguish 5 merge points and 7 methods.

The first two methods are the only ones to be applied after having trained both models. The first method multiplies the probabilities estimated for each class, while the second one averages the logits, followed by the sigmoid activation function, applied on the resulting logits vectors. The third method applies the same process then method one, but the two parallel models are trained with a loss computed from the output of the common sigmoid function, instead of using pre-trained models. Methods 4 and 5 have their merge point respectively before the fully-connected layer, and before the dropout layer of the model. Merging before and after the dropout can lead to different results. Indeed, if we merge after the dropout, we will keep for each training sample the same proportion of activations from both flows, while merging before the dropout does not ensure that the information from both streams is kept fairly. Methods 6 and 7 both merge the representation vectors before the pooling layer. The difference between these methods lies in the size of the pooling layer output (1,024 for method 5 and 512 for method 6).

Every method, except the two first ones, requires a training since there are learnable parameters in both the pooling process and in the fully-connected layers.

## 4. Experiments

### 4.1. SoccerNet dataset

For our experiments, we use the same dataset as our reference baseline: SoccerNet [28]. This dataset contains

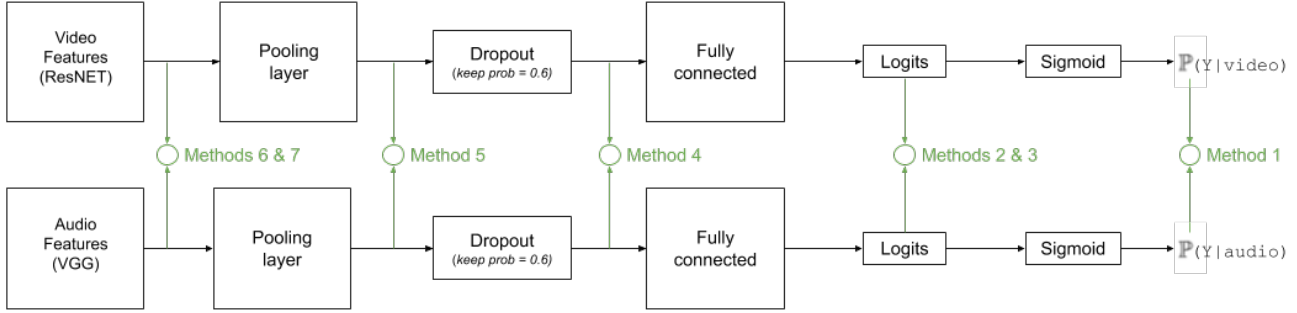


Figure 1. Example of a short caption, which should be centered.

videos for 500 soccer games from the Big Five European leagues (EPL, La Liga, Ligue 1, Bundesliga and Serie A): 300 as training set, 100 as validation set and 100 as testing set. There are 6,637 events referenced for these games, split into 3 classes: “goals”, the instant the ball crosses the goal line to enter the net; “cards”, the instant a yellow or a red card is shown by the referee; and “substitutions”, the instant a new player enters in the field to replace another one. Each one of these events is annotated by the exact second it occurs in the game. For the classification task, a fourth class was added: “background”, which corresponds to the absence of the three events.

#### 4.2. Video chunk classification

We train models with our 7 fusion methods. In the baseline, the best model uses NetVLAD as pooling layer, with a number of clusters of  $k = 512$ . However, such a large number of clusters incurs a larger computational load, which increases linearly with the value of  $k$ . Therefore, we first compare our merging methods with a smaller number of clusters:  $k = 64$ . According to [28], the best pooling method with a number of cluster  $k = 64$  is NetRVLAD. Therefore, we try our merging methods on models having a 64-clusters NetRVLAD as pooling layer. Our results are presented on Table 1. The video baseline result is obtained by executing the code provided by Giancola et al., and the audio baseline uses the same code, but using the audio stream as input. We also compared the performance for chunks of size 60 seconds or else 30 seconds.

We observe that a chunk of 60 seconds provides better results. This can be explained by the fact that, with 30-seconds video chunks, the “background” class represent 93% of the training data samples, whereas for a 60-seconds window, it represents 87%. Since there are more samples in the “background” class, the 30-seconds models tend to classify more samples with this label, which reduces performance on other classes.

Regarding multimodal fusion, we can see that using only the audio stream provides inferior results than the video-

only model. On the other hand, all our methods to combine video and audio streams improve over the performance of mono-modal systems. The best performance is obtained by the fourth merging method, which correspond to the merge point localized before the last fully connected classification layer.

In Table 2, we compare the mAP for each class for the video baseline, the audio baseline and our best fusion method. We can observe that including audio improves the performance on each category, especially for the “goals” event, where the relative reduction of the error rate exceeds 50%. Moreover, if the audio baseline generally performs worse than the video baseline, this is not the case for the “goals” class, where audio alone yields better results than video alone. This corroborates our intuitions exposed in Section 1. Indeed, a scored goal, which clearly leads to a strong emotional reaction from the public as well as the commentators, is easier to detect through the audio stream than the video stream, where it could for instance be confused with shots on target. However, the audio stream does not seem to provide sufficient information to efficiently detect cards, leading to a poor result for this category. Finally, audio carries information about the substitutions. This can likely be explained by the fact that the public can applaud or boo the player that comes in or comes out of the field, depending on his status or the quality of his play during the game.

Another interesting observation concerns the difference between the confusion matrices of 60-seconds and 30-seconds models. Table 3 presents these confusion matrices for the model trained with the merge point before the fully connected layer (fourth merging method). If we focus only on the samples classified in one of the three events of interest (“cards”, “substitutions” and “goals”), we can see that the proportion of errors is lower in the 30-seconds version (2.68% instead of 4.83%). This observation can be explained by the fact that a smaller video chunk size reduces the probability to have multiple different events in the same window. Therefore, it becomes easier to determine the dif-

Table 1. Classification metric (mAP) for different merging methods and different video chunk sizes using NetRVLAD, with  $k = 64$  clusters, as pooling layer.

Models	$T = 60 \text{ sec.}$	$T = 30 \text{ sec.}$
<b>Video baseline [28]</b>	66.0	58.7
<b>Audio baseline</b>	50.6	43.7
<b>Merging method 1</b>	68.4	63.7
<b>Merging method 2</b>	72.6	67.3
<b>Merging method 3</b>	73.4	69.3
<b>Merging method 4</b>	73.7	68.8
<b>Merging method 5</b>	72.8	68.7
<b>Merging method 6</b>	64.1	59.6
<b>Merging method 7</b>	64.2	58.1

Table 2. Comparison of the classification metric (mAP) on each label.

Labels	Video baseline [28]	Audio baseline	Merge method 4
“background”	97.6	96.7	98.0
“cards”	60.5	19.2	63.9
“substitutions”	69.8	55.1	72.6
“goals”	67.7	77.3	84.5

ferences between the three classes of interest. However, as explained earlier, the overall mAP score is worse due to the higher proportion of “background” samples.

After finding the best merging method, we used the best baseline model from [28], i.e. with a 512-clusters NetVLAD as pooling layer, and we trained it three times with different input configurations: (i) only video stream, (ii) only audio stream, and (iii) both video and audio stream, by using our best merging method. For each one of these configurations, we used 60-seconds and 20-seconds video chunks.

Table 4 presents the mAP score for each of these models. As previously, we observe that using only audio stream performs worse than video stream alone but the combination of the two streams provides significantly improved performance. Moreover, the use of 60-seconds chunks for training performs way better than the use of 20-seconds chunks, except for the combination of audio and video, where the difference is non-significant.

The model using NetVLAD as pooling layer and both video and audio streams is the one registering the best results for the classification task with a mAP score of 75.2%. In average, adding the audio stream as input to the models increases the mAP by 7.43% in absolute terms compared to the video-only-based models.

### 4.3. Action spotting

Following the methodology proposed by [28], the action spotting task, as described in Section 3.2, uses the best trained models from the classification task and the spotting results are obtained using three method variants: segment center, segment maximum and NMS. For each method, we compute the Average-mAP, which is the area under the mAP curve as a function of a tolerance  $\delta$  in the precise time instant of the detected event, ranging from 5 to 60 seconds. In order to make comparisons, we applied this spotting process to the 6 trained models using NetVLAD as pooling layer, and to 3 of the models using NetRVLAD: (i) video-only, (ii) audio-only, and (iii) both video and audio with the merge point before the fully connected layer. Table 5 presents the Average-mAP for each.

Similarly to the classification task, using only audio is not as good as using video alone, but the combination improves the performance. What differs from classification is that smaller video chunks leads to better results, regardless of the method used. Our intuition is that shorter chunks enable to distinguish and detect actions that are temporally closer to each other. However, the high difference in the Average-mAP scores between models trained on 20-seconds windows and the ones trained on 60-seconds windows is particularly important. This can be explained by the fact that models trained with 60-seconds video chunks will have decreasing performances when tolerance  $\delta$  becomes lower than 60 seconds since the models was not trained for this. However, if models trained on 20-seconds video chunks performs well with  $\delta = 20$  seconds, it will still be efficient for higher values of  $\delta$ . Figure 2 illustrates this suggestions by showing the mAP as a function of tolerance  $\delta$  for both NetVLAD-based models using audio and video streams. We can observe that both models tend to their best performance when  $\delta$  is higher or equals to the corresponding window size.

The best model is the one trained on 20-seconds video chunks and using NetVLAD as pooling layer and both video and audio streams, yielding an Average-mAP of 56%. In average, adding the audio stream as input to the models increases the Average-mAP of 4.19% absolute compared to the video-only models.

### 4.4. Additional observations

Figure 3 presents the evolution of performance on both the training set and the validation set during the training process, for our best model. The green line represents the evolution of the mAP classification score on the training set and the blue line is the evolution of the mAP score on the validation set. The horizontal dotted blue line represent the best mAP score reached on the validation set. The vertical black lines indicate the epochs at which a step decay was applied on the learning rate.

Table 3. Confusion matrix for the model using the fourth merging method, with 60-seconds video chunks and 30-seconds video chunks.

		Predicted labels			
		<i>background</i>	<i>cards</i>	<i>subs</i>	<i>goals</i>
Groundtruth labels	<i>background</i>	7673	95	80	42
	<i>cards</i>	178	243	13	3
	<i>subs</i>	175	9	310	11
	<i>goals</i>	91	1	2	215

		Predicted labels			
		<i>background</i>	<i>cards</i>	<i>subs</i>	<i>goals</i>
Groundtruth labels	<i>background</i>	16768	97	116	43
	<i>cards</i>	224	212	5	0
	<i>subs</i>	217	11	305	4
	<i>goals</i>	114	0	0	209

Table 4. Classification metric (mAP) for models using NetVLAD, with  $k = 512$  clusters, as pooling layer.

Models	$T = 60$ sec.	$T = 20$ sec.
<b>Video-based NetVLAD baseline</b>	67.5	56.6
<b>Audio-based NetVLAD baseline</b>	46.8	35.9
<b>Audio + Video NetVLAD</b>	75.2	75.0

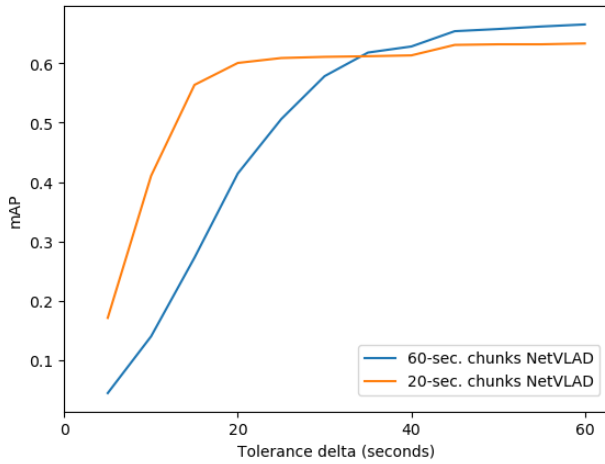


Figure 2. mAP score as a function of tolerance  $\delta$  for NetVLAD-based models, trained with 20-seconds and 60-seconds video chunks, by using both audio and video streams.

We can observe that the mAP score on the training set quickly reaches a very high value, while performance on

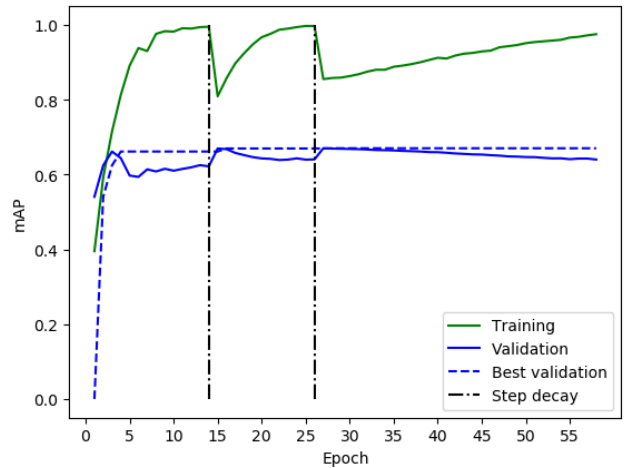


Figure 3. Evolution of the learning curves, i.e. training and validation mAP score curves, through the epochs for our best model.

the validation set always remains much lower. A generalization gap of about 35% is visible, between the performance on the training set and on the validation set. Even our best performing model significantly overfits, possibly as a consequence of the still too small size of the training set. Indeed, despite being one of the best benchmark for the soccer action spotting and classification challenges, SoccerNet contains annotations for 500 games, which represents only 3,965 annotated events available for training.

This represents one of the current limitations of our study, and strategies to either increase the training set size, reduce over-fitting, or increase the generalization capabilities of our models should represent an important avenue for future research.

Table 5. Average-mAP for action spotting.

Models	Video-only			Audio-only			Audio + Video		
	Seg. max	Seg. center	NMS	Seg. max	Seg. center	NMS	Seg. Max	Seg. center	NMS
NetRVLAD	30.8%	41.9%	30.2%	21.8%	30.3%	22.1%	34.0%	47.6%	33.4%
60-sec. chunks NetVLAD	29.6%	43.4%	29.0%	19.9%	27.1%	19.5%	32.3%	48.7%	31.8%
20-sec. chunks NetVLAD	49.2%	<u>50.2%</u>	49.4%	30.0%	<u>31.0%</u>	30.0%	54.0%	<u>56.0%</u>	53.6%

## 5. Future Work

In future works, we suggest to pursue the exploration of additional types of input streams, like optical flow, or even language streams such as transcriptions of commentators speech.

Furthermore, exploring more elaborate fusion mechanisms could be interesting. In order to improve our current models, one could also harness others feature extraction models than ResNet and VGG.

Another aspect that can be analyzed more in depth is trying to get a better understanding of the information carried by the audio stream. The audio in SoccerNet videos contain a mix between the commentators’ voice and the sound coming from the stadium, including the field and the public. Therefore, we still do not know which of those different information source have the most impact on performance.

To address the issue related to the size of SoccerNet dataset, increasing the number of training samples is a possible solution. This could rely in part on data augmentation strategies, as well as annotating additional soccer game videos, or making use of unsupervised learning techniques.

## 6. Conclusion

In this paper, we studied the influence of the audio stream on soccer action classification and action spotting tasks, with performance evaluations on the SoccerNet baseline. For both tasks, using only the audio stream provides worse results than using only the video stream, except on the “goals” class, where audio significantly exceeds video performance. Furthermore, combining both streams yields to better results on every category of actions. Combining audio and video streams improves, in average, the performance of action classification on SoccerNet by 7.43% absolute, and the performance of action spotting by 4.19%. We also showed that using smaller video chunk sizes performs worse on classification, but improves the results for the action spotting task.

A more in-depth study of the audio stream could lead to a better understanding of what actually provides information that the visual processing model fails to identify. In particular, separating the voices of commentators from the sound ambiance coming from the stadium could definitely help in

this study.

## References

- [1] Martín Abadi, Ashish Agarwal, Paul Barham, Eugene Brevdo, Zhifeng Chen, Craig Citro, Gregory S. Corrado, Andy Davis, Jeffrey Dean, Matthieu Devin, Sanjay Ghemawat, Ian J. Goodfellow, Andrew Harp, Geoffrey Irving, Michael Isard, Yangqing Jia, Rafal Józefowicz, Lukasz Kaiser, Manjunath Kudlur, Josh Levenberg, Dan Mané, Rajat Monga, Sherry Moore, Derek Gordon Murray, Chris Olah, Mike Schuster, Jonathon Shlens, Benoit Steiner, Ilya Sutskever, Kunal Talwar, Paul A. Tucker, Vincent Vanhoucke, Vijay Vasudevan, Fernanda B. Viégas, Oriol Vinyals, Pete Warden, Martin Wattenberg, Martin Wicke, Yuan Yu, and Xiaoqiang Zheng. Tensorflow: Large-scale machine learning on heterogeneous distributed systems. *CoRR*, abs/1603.04467, 2016.
- [2] Sebastian Agethen and Winston H. Hsu. Deep multi-kernel convolutional lstm networks and an attention-based mechanism for videos. *IEEE Transactions on Multimedia*, 22:819–829, 2019.
- [3] Relja Arandjelovic and Andrew Zisserman. All about vlad. *2013 IEEE Conference on Computer Vision and Pattern Recognition*, pages 1578–1585, 2013.
- [4] Moez Baccouche, Franck Mamalet, Christian Wolf, Christophe Garcia, and Atilla Baskurt. Action classification in soccer videos with long short-term memory recurrent neural networks. In *ICANN*, 2010.
- [5] Aaron K. Baughman, Eduardo Morales, Gary Reiss, Nancy M Greco, Stephen Hammer, and Shiqiang Wang. Detection of tennis events from acoustic data. In *MMSports ’19*, 2019.
- [6] Lewis Bridgeman, Marco Volino, Jean-Yves Guillemaut, and Adrian Hilton. Multi-person 3d pose estimation and tracking in sports. In *CVPR Workshops*, 2019.
- [7] Shyamal Buch, Victor Escorcía, Chuanqi Shen, Bernard Ghanem, and Juan Carlos Nieves. Sst: Single-stream temporal action proposals. *2017 IEEE Conference on Computer Vision and Pattern Recognition (CVPR)*, pages 6373–6382, 2017.
- [8] Zixi Cai, Helmut Neher, Kanav Vats, David A. Clausi, and John S. Zelek. Temporal hockey action recognition via pose and optical flows. In *CVPR Workshops*, 2018.
- [9] Anthony Cioppa, Adrien Delière, and Marc Van Droogenbroeck. A bottom-up approach based on semantics for the



- interpretation of the main camera stream in soccer games. *2018 IEEE/CVF Conference on Computer Vision and Pattern Recognition Workshops (CVPRW)*, pages 1846–184609, 2018.
- [10] Anthony Cioppa, Adrien Delière, Silvio Giancola, Bernard Ghanem, Marc Van Droogenbroeck, Rikke Gade, and Thomas B. Moeslund. A context-aware loss function for action spotting in soccer videos. *ArXiv*, abs/1912.01326, 2019.
- [11] Anthony Cioppa, Antoine Delière, Maxime Istasse, Christophe De Vleeschouwer, and Marc Van Droogenbroeck. Arthus: Adaptive real-time human segmentation in sports through online distillation. In *CVPR Workshops*, 2019.
- [12] Jack Corscadden, Ross Eastman, Reece Echelberger, Connor Hagan, Clark Kipp, Erik Magnusson, G. Muller, Stephen Adams, James Valeiras, and William T. Scherer. Developing analytical tools to impact u.va. football performance. *2018 Systems and Information Engineering Design Symposium (SIEDS)*, pages 249–254, 2018.
- [13] Xiyang Dai, Bharat Singh, Guyue Zhang, Larry S. Davis, and Yan Qiu Chen. Temporal context network for activity localization in videos. *2017 IEEE International Conference on Computer Vision (ICCV)*, pages 5727–5736, 2017.
- [14] Bálint Zoltán Daróczy, András A. Benczúr, and Lajos Rónyai. Fisher kernels for image descriptors: a theoretical overview and experimental results. 2013.
- [15] Deloitte. Global sports market - total revenue from 2005 to 2017 (in billion u.s. dollars). In *Statista - The Statistics Portal*, 2020. Retrieved March 9, 2020, from <https://www.statista.com/statistics/370560/worldwide-sports-market-revenue/>.
- [16] Deloitte. Market size of the european football market from 2006/07 to 2015/16 (in billion euros). In *Statista - The Statistics Portal*, 2020. Retrieved March 9, 2020, from <https://www.statista.com/statistics/261223/european-soccer-market-total-revenue/>.
- [17] Deloitte. Revenue of the biggest (big five\*) european soccer leagues from 1996/97 to 2017/18 (in million euros). In *Statista - The Statistics Portal*, 2020. Retrieved March 9, 2020, from <https://www.statista.com/statistics/261218/big-five-european-soccer-leagues-revenue/>.
- [18] Deloitte. Revenue of the top european soccer leagues (big five\*) from 2006/07 to 2017/18 (in billion euros). In *Statista - The Statistics Portal*, 2020. Retrieved March 9, 2020, from <https://www.statista.com/statistics/261225/top-european-soccer-leagues-big-five-revenue/>.
- [19] Jia Deng, Wei Dong, Richard Socher, Li-Jia Li, Kai Li, and Fei-Fei Li. Imagenet: a large-scale hierarchical image database. pages 248–255, 06 2009.
- [20] Tiziana D’Orazio and Marco Leo. A review of vision-based systems for soccer video analysis. *Pattern Recognit.*, 43:2911–2926, 2010.
- [21] Ahmet Ekin, A. Murat Tekalp, and Rajiv Mehrotra. Automatic soccer video analysis and summarization. *IEEE transactions on image processing : a publication of the IEEE Signal Processing Society*, 12 7:796–807, 2003.
- [22] Dirk Farin, Susanne Krabbe, Peter H. N. de With, and Wolfgang Effelsberg. Robust camera calibration for sport videos using court models. In *IS&T/SPIE Electronic Imaging*, 2003.
- [23] Christoph Feichtenhofer, Axel Pinz, and Richard P. Wildes. Spatiotemporal residual networks for video action recognition. *ArXiv*, abs/1611.02155, 2016.
- [24] Panna Felsen, Pulkit Agrawal, and Jitendra Malik. What will happen next? forecasting player moves in sports videos. *2017 IEEE International Conference on Computer Vision (ICCV)*, pages 3362–3371, 2017.
- [25] Rikke Gade, Mohamed Abou-Zleikha, Mads Græsbøll Christensen, and Thomas B. Moeslund. Audio-visual classification of sports types. *2015 IEEE International Conference on Computer Vision Workshop (ICCVW)*, pages 768–773, 2015.
- [26] Jiyang Gao, Zhenheng Yang, Chen Sun, Kan Chen, and Ramakant Nevatia. Turn tap: Temporal unit regression network for temporal action proposals. *2017 IEEE International Conference on Computer Vision (ICCV)*, pages 3648–3656, 2017.
- [27] Jort F. Gemmeke, Daniel P. W. Ellis, Dylan Freedman, Aren Jansen, Wade Lawrence, R. Channing Moore, Manoj Plakal, and Marvin Ritter. Audio set: An ontology and human-labeled dataset for audio events. In *Proc. IEEE ICASSP 2017*, New Orleans, LA, 2017.
- [28] Silvio Giancola, Mohieddine Amine, Tarek Dghaily, and Bernard Ghanem. Soccernet: A scalable dataset for action spotting in soccer videos. In *The IEEE Conference on Computer Vision and Pattern Recognition (CVPR) Workshops*, June 2018.
- [29] Rohit Girdhar, Deva Ramanan, Abhinav Gupta, Josef Sivic, and Bryan C. Russell. Actionvlad: Learning spatio-temporal aggregation for action classification. *2017 IEEE Conference on Computer Vision and Pattern Recognition (CVPR)*, pages 3165–3174, 2017.
- [30] Kaiming He, Xiangyu Zhang, Shaoqing Ren, and Jian Sun. Deep residual learning for image recognition. *CoRR*, abs/1512.03385, 2015.
- [31] Fabian Caba Heilbron, Wayner Barrios, Victor Escorcia, and Bernard Ghanem. Scc: Semantic context cascade for efficient action detection. *2017 IEEE Conference on Computer Vision and Pattern Recognition (CVPR)*, pages 3175–3184, 2017.
- [32] Sepp Hochreiter and Jürgen Schmidhuber. Long short-term memory. *Neural Comput.*, 9(8):1735–1780, Nov. 1997.
- [33] Namdar Homayounfar, Sanja Fidler, and Raquel Urtasun. Sports field localization via deep structured models. *2017 IEEE Conference on Computer Vision and Pattern Recognition (CVPR)*, pages 4012–4020, 2017.
- [34] Chung-Lin Huang, Huang-Chia Shih, and Chung-Yuan Chao. Semantic analysis of soccer video using dynamic bayesian network. *IEEE Transactions on Multimedia*, 8:749–760, 2006.
- [35] Maxime Istasse, Julien Moreau, and Christophe De Vleeschouwer. Associative embedding for team discrimination. In *CVPR Workshops*, 2019.
- [36] Hervé Jégou, Matthijs Douze, Cordelia Schmid, and Patrick Pérez. Aggregating local descriptors into a compact image representation. *2010 IEEE Computer Society Conference on Computer Vision and Pattern Recognition*, pages 3304–3311, 2010.

- [37] Wei Jiang, Juan Camilo Gamboa Higuera, Baptiste Angles, Weiwei Sun, Mehrsan Javan, and Kwang Moo Yi. Optimizing through learned errors for accurate sports field registration. *ArXiv*, abs/1909.08034, 2019.
- [38] Pareshe R. Kamble, A. G. Keskar, and K. M. Bhurchandi. Ball tracking in sports: a survey. *Artificial Intelligence Review*, pages 1–51, 2017.
- [39] Abdullah Khan, Loris Bozzato, Luciano Serafini, and Beatrice Lazzarini. Visual reasoning on complex events in soccer videos using answer set programming. In *GCAI*, 2019.
- [40] Abdullah Khan, Beatrice Lazzarini, Gaetano Calabrese, and Luciano Serafini. Soccer event detection. In *ICIP 2018*, 2018.
- [41] Jacek Komorowski, Grzegorz Kurzejanski, and Grzegorz Sarwas. Footandball: Integrated player and ball detector. *ArXiv*, abs/1912.05445, 2019.
- [42] Haijun Liu, Shiguang Wang, Wen Wang, and Jian Cheng. Multi-scale based context-aware net for action detection. *IEEE Transactions on Multimedia*, 22:337–348, 2019.
- [43] Jikai Lu, Jianhui Chen, and James J. Little. Pan-tilt-zoom slam for sports videos. *ArXiv*, abs/1907.08816, 2019.
- [44] M. Manafifard, Hamid Ebadi, and Hamid Abrishami Moghaddam. A survey on player tracking in soccer videos. *Comput. Vis. Image Underst.*, 159:19–46, 2017.
- [45] Brais Martínez, Davide Modolo, Yuanjun Xiong, and Joseph Tighe. Action recognition with spatial-temporal discriminative filter banks. *2019 IEEE/CVF International Conference on Computer Vision (ICCV)*, pages 5481–5490, 2019.
- [46] Michele Merler, Khoi-Nguyen C. Mac, Dhiraj Joshi, Quoc-Bao Nguyen, Stephen Hammer, John Kent, Jinjun Xiong, Minh N. Do, Joshua R. Smith, and Rogério Schmidt Feris. Automatic curation of sports highlights using multimodal excitement features. *IEEE Transactions on Multimedia*, 21:1147–1160, 2019.
- [47] Antoine Miech, Ivan Laptev, and Josef Sivic. Learnable pooling with context gating for video classification. *CoRR*, abs/1706.06905, 2017.
- [48] Markus Nagel and Jan C. van Gemert. Meta fisher vector for event recognition in generative encoded visual streams. 2015.
- [49] Tam V. Nguyen, Zheng Song, and Shuicheng Yan. Stap: Spatial-temporal attention-aware pooling for action recognition. *IEEE Transactions on Circuits and Systems for Video Technology*, 25:77–86, 2015.
- [50] Payam Oskouie, Sara Alipour, and Amir-Masoud Eftekhari-Moghadam. Multimodal feature extraction and fusion for semantic mining of soccer video: a survey. *Artificial Intelligence Review*, 42:173–210, 2012.
- [51] Yongsheng Pan, Yong Xia, and Dinggang Shen. Foreground fisher vector: Encoding class-relevant foreground to improve image classification. *IEEE Transactions on Image Processing*, 28:4716–4729, 2019.
- [52] Wenjie Pei, Tadas Baltrusaitis, David M. J. Tax, and Louis-Philippe Morency. Temporal attention-gated model for robust sequence classification. *2017 IEEE Conference on Computer Vision and Pattern Recognition (CVPR)*, pages 820–829, 2016.
- [53] Yuxin Peng, Yunzhen Zhao, and Junchao Zhang. Two-stream collaborative learning with spatial-temporal attention for video classification. *IEEE Transactions on Circuits and Systems for Video Technology*, 29:773–786, 2019.
- [54] James Philbin, Ondřej Chum, Michael Isard, Josef Sivic, and Andrew Zisserman. Lost in quantization: Improving particular object retrieval in large scale image databases. *2008 IEEE Conference on Computer Vision and Pattern Recognition*, pages 1–8, 2008.
- [55] Reede Ren and Joemon M. Jose. Football video segmentation based on video production strategy. In *ECIR*, 2005.
- [56] Melissa Sanabria, Sherly, Frédéric Precioso, and Thomas Menguy. A deep architecture for multimodal summarization of soccer games. In *Proceedings of the 2nd International Workshop on Multimedia Content Analysis in Sports*, MMSports '19, page 16–24, New York, NY, USA, 2019. Association for Computing Machinery.
- [57] Saikat Sarkar, Amlan Chakrabarti, and Dipti Prasad Mukherjee. Generation of ball possession statistics in soccer using minimum-cost flow network. In *CVPR Workshops*, 2019.
- [58] Zheng Shou, Dongang Wang, and Shih-Fu Chang. Temporal action localization in untrimmed videos via multi-stage cnns. *2016 IEEE Conference on Computer Vision and Pattern Recognition (CVPR)*, pages 1049–1058, 2016.
- [59] Karen Simonyan and Andrew Zisserman. Very deep convolutional networks for large-scale image recognition. *arXiv 1409.1556*, 09 2014.
- [60] Anastasios Skarlatidis, Georgios Paliouras, Alexander Artikis, and George Vouros. Probabilistic event calculus for event recognition. *ACM Transactions on Computational Logic*, 12 2014.
- [61] Peng Tang, Xinggang Wang, Baoguang Shi, Xiang Bai, Wenyu Liu, and Zhuowen Tu. Deep fishnet for image classification. *IEEE Transactions on Neural Networks and Learning Systems*, 30:2244–2250, 2019.
- [62] Xiaolin Tang. Video sequence classification using spatio-temporal features. 2019.
- [63] Mostafa Tavassolipour, Mahmood Karimian, and Shohreh Kasaei. Event detection and summarization in soccer videos using bayesian network and copula. *IEEE Transactions on Circuits and Systems for Video Technology*, 24:291–304, 2014.
- [64] Rajkumar Theagarajan, Federico Pala, Xiu Zhang, and Bir Bhanu. Soccer: Who has the ball? generating visual analytics and player statistics. *2018 IEEE/CVF Conference on Computer Vision and Pattern Recognition Workshops (CVPRW)*, pages 1830–18308, 2018.
- [65] Nguyen Hong Thinh, Hoang Minh Son, Chu Thi Phuong Dzung, Vu Quang Dzung, and Luu Manh Ha. A video-based tracking system for football player analysis using efficient convolution operators. *2019 International Conference on Advanced Technologies for Communications (ATC)*, pages 149–154, 2019.
- [66] Graham A. Thomas, Rikke Gade, Thomas B. Moeslund, Peter Carr, and Adrian Hilton. Computer vision for sports: Current applications and research topics. *Comput. Vis. Image Underst.*, 159:3–18, 2017.

- [67] Du Tran, Heng Wang, Lorenzo Torresani, and Matt Feiszli. Video classification with channel-separated convolutional networks. *2019 IEEE/CVF International Conference on Computer Vision (ICCV)*, pages 5551–5560, 2019.
- [68] Takamasa Tsunoda, Yasuhiro Komori, Masakazu Matsugu, and Tatsuya Harada. Football action recognition using hierarchical lstm. *2017 IEEE Conference on Computer Vision and Pattern Recognition Workshops (CVPRW)*, pages 155–163, 2017.
- [69] Francesco Turchini, Lorenzo Seidenari, Leonardo Galteri, Andrea Ferracani, Giuseppe Becchi, and Alberto Del Bimbo. Flexible automatic football filming and summarization. In *Proceedings Proceedings of the 2nd International Workshop on Multimedia Content Analysis in Sports, MMSports '19*, page 108–114, New York, NY, USA, 2019. Association for Computing Machinery.
- [70] Noor ul Huda, Kasper H. Jensen, Rikke Gade, and Thomas B. Moeslund. Estimating the number of soccer players using simulation-based occlusion handling. *2018 IEEE/CVF Conference on Computer Vision and Pattern Recognition Workshops (CVPRW)*, pages 1905–190509, 2018.
- [71] Kanav Vats, Helmut Neher, David A. Clausi, and John S. Zelek. Two-stream action recognition in ice hockey using player pose sequences and optical flows. *2019 16th Conference on Computer and Robot Vision (CRV)*, pages 181–188, 2019.
- [72] Jinzhuo Wang, Wenmin Wang, and Wen Gao. Fast and accurate action detection in videos with motion-centric attention model. *IEEE Transactions on Circuits and Systems for Video Technology*, 30:117–130, 2018.
- [73] WyScout. Wyscout. In *WyScout*, 2020. Retrieved March 9, 2020, from <https://wyscout.com/>.
- [74] Ke Yang, Xiaolong Shen, Peng Qiao, Shijie Li, Dong sheng Li, and Yong Dou. Exploring frame segmentation networks for temporal action localization. *J. Vis. Commun. Image Represent.*, 61:296–302, 2019.
- [75] Qiang Yao, Keisuke Nonaka, Hiroshi Sankoh, and Sei Naito. Robust moving camera calibration for synthesizing free viewpoint soccer video. *2016 IEEE International Conference on Image Processing (ICIP)*, pages 1185–1189, 2016.
- [76] Ganesh Yaparla, Allaparthi Sriteja, Sai Krishna Munnangi, and Garimella Rama Murthy. A novel framework for fine grained action recognition in soccer. In *IWANN*, 2019.
- [77] W. Ye, Jingjing Cheng, Feng Yang, and Yikai Xu. Two-stream convolutional network for improving activity recognition using convolutional long short-term memory networks. *IEEE Access*, 7:67772–67780, 2019.
- [78] Huanyu Yu, Shuo Cheng, Bingbing Ni, Minsi Wang, Jian Zhang, and Xiaokang Yang. Fine-grained video captioning for sports narrative. *2018 IEEE/CVF Conference on Computer Vision and Pattern Recognition*, pages 6006–6015, 2018.
- [79] Novanto Yudistira and Takio Kurita. Correlation net: Spatiotemporal multimodal deep learning for action recognition. *Signal Process. Image Commun.*, 82:115731, 2020.
- [80] Dan Zecha, Moritz Einfalt, and Rainer Lienhart. Refining joint locations for human pose tracking in sports videos. In *CVPR Workshops*, 2019.
- [81] Kailai Zhang, Ji Wu, Xiaofeng Tong, and Yumeng Wang. An automatic multi-camera-based event extraction system for real soccer videos. *Pattern Analysis and Applications*, pages 1–13, 2019.