

# Exactly solvable model as a testbed for quantum-enhanced dark matter detection

Michael J. Cervia,<sup>1,\*</sup>

A. B. Balantekin,<sup>1,†</sup> S. N. Coppersmith,<sup>1,2,‡</sup> Calvin W. Johnson,<sup>3,§</sup>

Peter J. Love,<sup>4,5,¶</sup> C. Poole,<sup>1,\*\*</sup> K. Robbins,<sup>4,††</sup> and M. Saffman<sup>1,‡‡</sup>

<sup>1</sup>*Department of Physics, University of Wisconsin–Madison, Madison, Wisconsin 53706, USA*

<sup>2</sup>*School of Physics, The University of New South Wales,  
Sydney, New South Wales 2052, Australia*

<sup>3</sup>*Department of Physics, San Diego State University, San Diego, California 92182-1233, USA*

<sup>4</sup>*Department of Physics and Astronomy, Tufts University, Medford, Massachusetts 02155, USA*

<sup>5</sup>*Computational Science Initiative, Brookhaven National Laboratory, Upton, New York, 11973-5000, USA*

(Dated: June 20, 2022)

We investigate the potential for quantum computers to contribute to the analysis of the results of dark matter direct detection experiments. Careful experimental design could distinguish between the several distinct couplings, as allowed by effective field theory, between dark matter and ordinary matter, and quantum computation and quantum simulation has the potential to aid in the analysis of the experiments. To gain insight into the uncertainties in the relevant quantum calculations, we develop circuits to implement variational quantum eigensolver (VQE) algorithms for the Lipkin-Meshkov-Glick model, a highly symmetric model for which exact solutions are known, and implement the VQE for a 2-particle system on the IBM Quantum Experience. We identify initialization and two-qubit gates as the largest sources of error, pointing to the hardware improvements needed so that quantum computers can play an important role in the analysis of dark matter direct detection experiments.

## I. INTRODUCTION

Recent observations in astrophysics and cosmology provide strong evidence that a large fraction of our Universe’s mass is composed of nonbaryonic dark matter [1–4]. The direct detection of particle dark matter by measuring the recoil of nuclei that collide with dark matter particles would not only confirm this picture, it would provide another demonstration of physics beyond the Standard Model [5, 6]. In this paper we investigate the use of quantum computers and simulators to qualitatively improve the

analysis of dark matter direct detection experiments and analyze the conditions under which they can yield information that is beyond what can be done with classical computers.

Recent theoretical advances have demonstrated that full characterization of the interactions between dark matter and ordinary matter has complexities that had not been appreciated previously [7]. Obtaining full understanding of the interactions using direct detection experiments requires a carefully planned portfolio of experiments to enable the determination of multiple independent parameters. Highly accurate knowledge of the properties of the nuclear targets is critical to the interpretation of these experiments and the discrimination of the different interaction parameters. One needs to calculate the response of a strongly interacting many-body system (a nucleus, such as xenon or argon) to particle dark matter. Significant effort is already underway in applying quantum computers to problems with similar features such as quantum chemistry [8–10], the struc-

---

\* cervia@wisc.edu

† baha@physics.wisc.edu

‡ snc@physics.wisc.edu

§ cjohnson@sdsu.edu

¶ peter.love@tufts.edu

\*\* cpole2@wisc.edu

†† Kenneth.Robbins@tufts.edu

‡‡ msaffman@wisc.edu

ture of atomic nuclei [11, 12], and the structure of hadrons [13–15].

For quantum computers to be useful for this program, it is important to compare the accuracy of the quantum calculations to the best available classical algorithms. For large nuclei, classical computers cannot handle the exponential growth of the Hilbert space dimension. Useful progress towards implementing on quantum computers standard approximations such as configuration-interaction (CI) [11, 16] and coupled clusters [17, 18] has been made. However, current quantum computers have much larger errors than classical computers, and the errors in the quantum computation must be taken into account when comparing the accuracy of predictions from approximate classical theories and the results of quantum calculations.

To address when quantum computers can outperform classical computers for this problem, it is critical to perform uncertainty quantification (UQ). To start addressing this key task for quantum computation of models relevant to nuclear targets, we look at a simplified model of the many-body targets, the Lipkin-Meshkov-Glick (LMG or, colloquially, Lipkin) model [19] where, because of symmetries, exact solutions are known and can be compared to quantum results. We present quantum circuits that can be used to implement Variational Quantum Eigensolver (VQE) [20] algorithms for LMG models with different numbers of particles. We implement a VQE algorithm for a 2-particle LMG model on the International Business Machines Corporation (IBM) Quantum Experience, a publicly available quantum computer, and identify the main sources of computational errors. We find that errors in measurement and in two-qubit gate operations are critical limitations. The analysis that we perform on the LMG model illustrates the current limitations of quantum computers and also identifies the improvements needed so that they can be able to provide results superior to those from classical machines.

The paper is organized as follows. In Sec. II we outline recent advances in the understanding

of interactions of ordinary matter and dark matter and discuss why quantum computers are potentially extremely useful. We then discuss how UQ is central to the comparison between quantum and classical computational approaches in a way relevant to experimental progress. In Sec. III we define the LMG model and show how its symmetry properties can be exploited to obtain analytic solutions for the ground state that can provide a benchmark for the results of quantum algorithms. In Sec. IV we present quantum circuits for determining the ground state of the LMG model using a VQE approach. In Sec. V we implement the algorithm for the smallest nontrivial case on the IBM Quantum Experience. We discuss the effects of different sources of infidelity in the calculation and their relative contributions to error in these VQE algorithms. In Sec. VI we discuss the types of observables that one needs to evaluate for quantum computation to enhance the power of dark matter direct detection experiments. In Sec. VII we summarize our results and sketch further avenues for exploration.

## II. DARK MATTER AND QUANTUM COMPUTING

For many years dark matter interactions with baryonic matter were simply divided into coupling to the bulk (spin-independent) and coupling to the spin of quarks [21, 22], but recent theoretical developments [7, 23–26] using effective field theory (EFT) techniques, have shown that the spin-independent/spin-dependent simplification of direct detection experiments could be blind to vast classes of dark matter interactions involving derivative couplings and could underestimate the direct detection sensitivities by two orders of magnitude. Instead, direct detection experiments can place six (not two) independent constraints on dark matter theories.

These theoretical developments have important consequences for experimental designs, because spin-independent/spin-dependent analyses employ cuts to maximize signal-to-noise ratio for such interactions and eliminate kine-

matic regions where the additional nuclear responses peak, thus missing some of the essential physics. The baryonic target response to scattering of dark matter is computed by folding the single-nucleon reduced density matrix with the one-body matrix elements of operators derived in EFT. The variety of operators – most of which are familiar, related to orbital angular momentum, axial charge, etc. – also profoundly changes the comparisons between different experiments. The relative sensitivity of experiments using different nuclear targets can vary by several orders of magnitude under changes in the underlying WIMP interaction. The experimental community has changed their analysis protocols and cuts, embracing the EFT approach [27]. Consequently, comparing results from different experiments has the potential to reveal the fundamental nature of the interactions between dark matter and baryons. Achieving this goal requires a precise calculation of the matrix elements of those operators (that is, the one-nucleon density matrices coupling to those operators) in the ground states of the many-nucleon targets.

Quantum simulators have the potential to transform our ability to understand the performance of dark matter detection experiments, as well as astrophysical neutrino detectors [12], based on the ability of quantum simulators to calculate the properties of ground states of fermionic Hamiltonians much more efficiently than currently known classical algorithms. Performing these calculations using quantum computers has several advantages over classical computation: first, quantum simulation of fermions is efficient [28] and does not suffer [29] from the “sign problem” that places severe limits on system sizes and/or temperatures achievable in fermionic calculations done using classical computers [30]; second, CI calculations, often applied to dark matter-nucleus cross-sections [31–40], suffer from the exponential growth in the cost of storing the wavefunction classically, whereas storing such wavefunctions on a quantum computer implies only linear growth in the number of qubits. A quantum simulator could therefore enable the achieve-

ment of a new level of understanding of the properties of detectors for dark matter and neutrinos.

To take full advantage of current and planned experiments as described above, one needs a firm grasp on both the theory of the interaction of dark matter as well as the background neutrinos with detectors and the uncertainty in that theory. While the base theory of the interaction with protons and neutrons is firm—EFT for dark matter, vector-axial vector (V-A) theory for neutrinos—actual targets are complex nuclei with complex responses that can change drastically from isotope to isotope.

To understand this challenge, we consider the historical framework wherein dark matter couples to either the nucleon density or the nucleon spin density. Since the spin operator  $\vec{S}$  has a non-zero value of angular momentum, and even-even nuclides all have angular momentum 0 in the ground state, such target nuclides cannot measure the coupling to nucleon spin. With the advent and expanded understanding of EFT, the situation becomes more complicated. With additional possible couplings between nucleons and massive dark matter, translating experimental results into constraints on the nature of the coupling requires particular care with modeling the nuclear response [7, 23].

In addition, UQ has begun to be implemented into the theory of atomic nuclei [41–44], based in part upon the realization that correct assessment of any experiment that rests upon models needs UQ [34, 35, 45].

We have very good and predictive theories of nuclear structure, such as but not limited to the *no-core shell model* (NCSM), which is an *ab initio* CI method for the wavefunctions of atomic nuclei. The NCSM and other *ab initio* theories start from nucleon-nucleon scattering data and then, without further adjustment of parameters, calculate the structure and spectra of light nuclei [46, 47]. While in many aspects such calculations are very successful, the application of the NCSM has been limited largely to light nuclides, with mass number  $A < 16$ . Other *ab initio* methods such as coupled clusters can tackle heavier nuclei [48], but are mostly limited

to near closed shells.

One advantage of and compelling motivation for such *ab initio* approaches is that EFTs provide an order-by-order quantification of the importance of each term in the interaction Lagrangian, which in turn can be used to estimate the error in the calculation from stopping at a given order [41].

Alternatively, one can turn to phenomenological or empirical CI calculations [49–51]. Here one works in a restricted valence space. The interaction matrix elements, while starting from ‘realistic’ forces similar to those used in the NCSM, are adjusted to fit many-body spectra. Thus, phenomenological CI calculations have less rigorous foundations, when compared to the NCSM, and yet a greater range of applicability. (There are efforts to connect *ab initio* methods to phenomenological-like spaces with greater rigor and predictive power [52], but those are still in development.) This comparison is particularly true with regard to medium- and heavy-mass nuclides of interest to the current generation of dark matter detectors, such as argon, germanium, and xenon isotopes.

Even phenomenological CI calculations can be numerically challenging [51]. Some of the largest CI calculations possible to date work in a basis space of dimension of the order  $10^{10}$ . However,  $^{40}\text{Ar}$ , one of the key targets for neutrino detectors, if one works in a nuclear valence space of  $1s-0d-1p-0f$  orbits, has a  $M$ -scheme (fixed- $J_z$ ) basis dimension of nearly  $10^{15}$ ! Typically, one restricts excitations from the  $1s-0d$  orbits into the  $1p-0f$  orbits [53], but the results depend upon the specific truncation. For Xe isotopes, phenomenological calculations are generally in the restricted  $0g_{7/2}-2s-1d-0h_{11/2}$  space. The most common isotope,  $^{132}\text{Xe}$  (with a natural abundance of 29.9%), requires a  $M$ -scheme dimension of only 37 million, which can be calculated on a powerful laptop. The next most common isotope,  $^{129}\text{Xe}$ , has a basis dimension of 3 *billion*, which can only be calculated on a supercomputer.  $^{128}\text{Xe}$  (1.9%) has a basis dimension of 9.3 billion, and  $^{124}\text{Xe}$ , rare yet also of interest to neutrinoless double-electron capture decay, has a  $M$ -scheme basis dimension of

186 billion, beyond the reach of current supercomputers.

For phenomenological calculations, UQ is both empirical and time-consuming. Generally one varies the interaction parameters, of which there can be dozens or even hundreds, and recomputes the energies and other observables, in order to build up a model of the multi-dimensional error surface [44, 45]. While this can be done in small model spaces where one can compute hundreds of observables in a few minutes, in larger spaces, where calculations of a single nuclide can take hundreds of CPU-hours, such UQ analyses are daunting. Here is one example where even near-term quantum computers could be helpful in dramatically speeding up the many large calculations needed for UQ.

Although practical quantum computing is still very much in its infancy, pioneering work has demonstrated the potential applicability and utility of quantum emulations of atomic nuclei, especially those relevant to interpreting experiments in high energy physics. For example, pionless EFT has proven to be a useful workhorse in classical nuclear physics calculations. This EFT is a model-independent approach to nuclear interactions characterized by a ratio of the momentum scale of nuclear interactions to a momentum cutoff in the Hilbert space. When the cutoff is much larger than the scale of the interactions, the EFT is accurate and can be improved systematically. In particular, EFTs in the harmonic oscillator basis are powerful, because they allow for ultraviolet convergence to be built in by construction, while infrared convergence is recovered by enlarging the available kinetic energy dynamic range of the model [54]. Recently, an example of approximating the ground state of light nuclei described by this type of EFT was provided by Ref. [11]. These promising simulations have paved the way for accurate calculations of the bound states of heavier nuclei.

These developments are exciting, but a key question is how much reliable information can be obtained from current noisy quantum computers. To address this question, here we in-

investigate a simplified model of targets that has symmetry properties enabling classical computers to determine the ground states of large systems; indeed, substantial analytic results are also available.

Calculating scattering of dark matter particles with various nuclear targets requires knowledge of the wavefunctions of various energy levels of these nuclei, including but not limited to the ground state wavefunctions. Because the Hilbert space for nuclei grows exponentially with the number of nucleons, classical computation for large nuclei must employ approximations, while quantum computation, where one can use quantum systems to store and manipulate information, has emerged as a potentially better alternative. To date, not many attempts exist to evaluate nuclear wavefunctions with quantum computational methods; for example, a quantum calculation of the deuteron binding energy has been reported in Ref. [11]. To assess the validity of various quantum computational techniques, we calculate the ground state wavefunction of the LMG model [19]. The LMG model is widely used as a testbed for approximations in many-body physics [55–60].

In the succeeding sections we present quantum algorithms for finding ground states using the VQE [20] for the LMG model with different numbers of particles. Furthermore, we investigate the case of 2 particles in detail and study how various sources of noise in existing quantum devices contribute errors of varying degree to preparing and measuring trial states for use in these VQE algorithms.

### III. LIPKIN-MESHKOV-GLICK MODEL

In the LMG model [19],  $N$  fermions are distributed among two levels with  $N$ -fold degeneracy and an energy separation of  $\epsilon$ . Defining  $c_{\sigma p}^\dagger$  and  $c_{\sigma p}$  as the creation and annihilation operators of the fermion in the state  $p$  of level  $\sigma$  ( $= \pm 1$ ), we write the Hamiltonian of the sys-

tem as

$$\tilde{H} = \frac{1}{2}\epsilon \sum_{p\sigma} \sigma c_{\sigma p}^\dagger c_{\sigma p} + \frac{1}{2}\tilde{V} \sum_{\sigma,p,p'} c_{\sigma p}^\dagger c_{\sigma p'}^\dagger c_{-\sigma p'} c_{-\sigma p}. \quad (1)$$

A term that scatters one fermion to the upper level and a second fermion to the lower level can also be added to this Hamiltonian, but such a term yields a constant in the SU(2) subspaces described below. Introducing the quasi-spin operators

$$J_+ = \sum_p c_{+1p}^\dagger c_{-1p} = (J_-)^\dagger, \quad (2)$$

$$J_0 = \frac{1}{2} \sum_{\sigma p} \sigma c_{\sigma p}^\dagger c_{\sigma p}, \quad (3)$$

which span a SU(2) algebra, the LMG Hamiltonian can be rewritten as

$$\tilde{H} = \epsilon J_0 + \frac{1}{2}\tilde{V} (J_+^2 + J_-^2). \quad (4)$$

One can calculate the expectation value of the Hamiltonian in Eq. (4) in the total quasi-spin basis. For a given  $N$ , a matrix representing this operator has dimension  $2^N$ , but it consists of blocks of  $(2j+1) \times (2j+1)$  matrices with SU(2) labels corresponding to different  $j$  values obtained by adding  $N$  SU(2) doublets. In the rest of this paper, we work with the dimensionless Hamiltonian  $H \equiv \tilde{H}/\epsilon$  with  $V \equiv \tilde{V}/\epsilon$ .

It is especially convenient to write the Hamiltonian in the qubit basis. For  $N$  particles, the total quasi-spin is given by

$$\mathbf{J} = \sum_{p=1}^N \mathbf{J}^{(p)} \quad (5)$$

where each  $\mathbf{J}^{(p)}$  is in the  $j = 1/2$  representation. Hence, the Hamiltonian of Eq. (4) becomes

$$H = \sum_{p=1}^N J_0^{(p)} + V \sum_{\substack{p=1 \\ q \neq p}}^N \left( J_+^{(p)} J_+^{(q)} + J_-^{(p)} J_-^{(q)} \right). \quad (6)$$

That is, the Hamiltonian matrix elements are: the sum of the  $J_z$  values of the qubits ( $\pm 1/2$ ) along the diagonal entries, the quantity  $V$  when two qubits can be flipped, or zero otherwise.

#### IV. VARIATIONAL QUANTUM EIGENSOLVER

In this section, we outline specific VQE algorithms for computation of the ground state of LMG models for generic values of  $V$  and with fixed values of  $N$ . We introduce the algorithm with the example of  $N = 2$ , for which we carry out calculations on quantum hardware and in noise simulations in later sections, and then present two directions for generalization of this method.

##### A. $N = 2$

We set up our algorithm by defining a dictionary basis to correspond to the quasi-spin basis; for example with  $N = 2$ :  $\{|00\rangle, |01\rangle, |10\rangle, |11\rangle\} = \{|\uparrow\uparrow\rangle, |\uparrow\downarrow\rangle, |\downarrow\uparrow\rangle, |\downarrow\downarrow\rangle\}$ . In this basis the Hamiltonian is represented by

$$H \doteq \begin{pmatrix} +1 & 0 & 0 & V \\ 0 & 0 & 0 & 0 \\ 0 & 0 & 0 & 0 \\ V & 0 & 0 & -1 \end{pmatrix}. \quad (7)$$

It is then straightforward to diagonalize this Hamiltonian to obtain the eigenvalues 0 (with multiplicity 2) and  $\pm\sqrt{1+V^2}$ . The normalized ground state with energy  $E_{\text{gnd}} = -\sqrt{1+V^2}$  is given by

$$|\Psi\rangle = \frac{V|\uparrow\uparrow\rangle - (1 + \sqrt{1+V^2})|\downarrow\downarrow\rangle}{\sqrt{2V^2 + 2 + 2\sqrt{1+V^2}}} \quad (8)$$

Here we consider a trial state that is a real superposition of the two states with total quasi-spin  $j = 1$  and  $|m| = 1$ :

$$|\psi(\theta)\rangle = \sin(\theta)|\uparrow\uparrow\rangle - \cos(\theta)|\downarrow\downarrow\rangle, \quad (9)$$

defining a single variational parameter  $\theta$  that can be optimized to minimize the value of

$\bar{H}(\theta) \equiv \langle\psi(\theta)|H|\psi(\theta)\rangle$ . The state at which  $\tan(\theta) = V/(1 + \sqrt{1+V^2})$  is the exact ground state, and so we restrict consideration of  $\theta$  to the domain  $[0, \pi/2)$ . In our VQE we optimize the value of  $\theta$  by minimizing the expectation value of the energy  $\bar{H}(\theta)$  evaluated on a quantum computer.

The state given by Eq. (9) can be prepared from an initial state  $|00\rangle$  by applying a one-qubit rotation about the  $y$ -axis of the Bloch sphere of a first qubit, written as

$$R_y(2\phi) = \exp\left\{-\frac{i}{2}(2\phi)Y\right\}, \quad (10)$$

with  $\phi = \theta - \pi/2$ , followed by a CNOT gate using the first qubit as the control and a second qubit as the target:

$$\text{CNOT}_{c=1,t=2} = \begin{pmatrix} 1 & 0 & 0 & 0 \\ 0 & 1 & 0 & 0 \\ 0 & 0 & 0 & 1 \\ 0 & 0 & 1 & 0 \end{pmatrix} \quad (11)$$

Here,  $X$ ,  $Y$ , and  $Z$  are the Pauli gates,  $X = \begin{pmatrix} 0 & 1 \\ 1 & 0 \end{pmatrix}$ ,  $Y = \begin{pmatrix} 0 & -i \\ i & 0 \end{pmatrix}$ ,  $Z = \begin{pmatrix} 1 & 0 \\ 0 & -1 \end{pmatrix}$ . The quantum circuit for state preparation is summarized in Fig. 1.

The measurements on this quantum circuit needed to compute  $\bar{H}$  are: simultaneous measurements in the  $X$  basis for both qubits and in the  $Y$  basis for both qubits as well as measurements of each qubit in the  $Z$  basis. These measurements yield estimates of the expectation values  $\langle XX \rangle$ ,  $\langle YY \rangle$ ,  $\langle ZZ \rangle$ , and  $\langle IZ \rangle$ , and thus determine  $\bar{H}$  from Eq. (6).

This procedure of writing the ground state wavefunction for  $N$  particles as a real superposition controlled by a single trial parameter on a  $N$ -qubit device may be generalized for higher values of  $N$ , as we demonstrate in the following subsection IV B.

##### B. Variational States for $N = 3, 4$

In Sec. IV A, we presented a quantum circuit to obtain a trial state with a single parameter

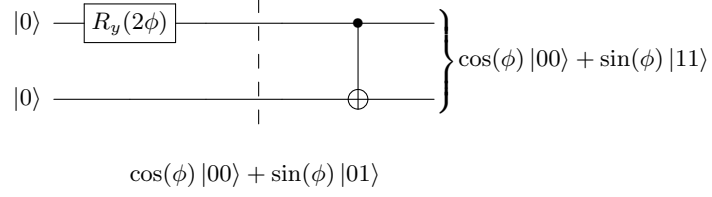


FIG. 1. A quantum circuit to prepare the 2-qubit VQE trial state  $|\psi(\theta)\rangle$  given by Eq. (9) with  $\phi = \theta - \pi/2$  on a noiseless quantum device. At the dashed line, the intermediate state is  $\cos(\phi)|00\rangle + \sin(\phi)|01\rangle$ .

to estimate the ground state of a LMG model for  $N = 2$ . Here, we generalize this approach to obtain variational wavefunctions for  $N = 3$  and  $N = 4$ .

### 1. Trial State for $N = 3$

For  $N = 3$ , using the usual basis

$$\begin{aligned} & \{|000\rangle, |001\rangle, |010\rangle, |011\rangle, \dots, |111\rangle\} \\ & = \{|\uparrow\uparrow\uparrow\rangle, |\uparrow\uparrow\downarrow\rangle, |\uparrow\downarrow\uparrow\rangle, |\uparrow\downarrow\downarrow\rangle, \dots, |\downarrow\downarrow\downarrow\rangle\}, \end{aligned}$$

the Hamiltonian is represented by

$$H \doteq \begin{pmatrix} \frac{3}{2} & 0 & 0 & V & 0 & V & V & 0 \\ 0 & \frac{1}{2} & 0 & 0 & 0 & 0 & 0 & V \\ 0 & 0 & \frac{1}{2} & 0 & 0 & 0 & 0 & V \\ V & 0 & 0 & -\frac{1}{2} & 0 & 0 & 0 & 0 \\ 0 & 0 & 0 & 0 & \frac{1}{2} & 0 & 0 & V \\ V & 0 & 0 & 0 & 0 & -\frac{1}{2} & 0 & 0 \\ V & 0 & 0 & 0 & 0 & 0 & -\frac{1}{2} & 0 \\ 0 & V & V & 0 & V & 0 & 0 & -\frac{3}{2} \end{pmatrix}. \quad (12)$$

Similar to Eq. (9) for  $N = 2$ , an appropriate variational ansatz for the ground state of  $N = 3$  is

$$\begin{aligned} |\psi(\theta)\rangle &= \cos(\theta)|\downarrow\downarrow\downarrow\rangle \\ &\quad - \frac{1}{\sqrt{3}} \sin(\theta)(|\uparrow\uparrow\downarrow\rangle + |\uparrow\downarrow\uparrow\rangle + |\downarrow\uparrow\uparrow\rangle), \end{aligned} \quad (13)$$

where  $\theta$  is the variational parameter. This wavefunction is the ground state when  $\sqrt{3} \cot(\theta) = V/(1 + \sqrt{1 + 3V^2})$ , with energy  $-1/2 - \sqrt{1 + 3V^2}$ , and so we restrict consideration of  $\theta$  to the domain  $[0, \pi/2)$ .

The three qubit preparation circuit is shown in Fig. 2, written with two auxiliary angles  $\alpha$  and  $\beta$  defined by

$$\alpha \equiv 2 \arccos \left( -\sqrt{\frac{2}{3}} \sin \theta \right), \quad (14)$$

$$\beta \equiv -\frac{\pi}{4} - \arctan \left( \frac{\tan \theta}{\sqrt{3}} \right). \quad (15)$$

### 2. Trial State for $N = 4$

We can prescribe similarly a 4-qubit trial state for the LMG model with  $N = 4$ . Here, the ground state belongs to the  $j = 2$  representation and has the energy  $-2\sqrt{1 + 3V^2}$ . The unnormalized ground state wavefunction with this energy is

$$\begin{aligned} |\Psi\rangle &= |\downarrow\downarrow\downarrow\downarrow\rangle + A|\uparrow\uparrow\uparrow\uparrow\rangle \\ &\quad - B(|\uparrow\uparrow\downarrow\downarrow\rangle + |\downarrow\downarrow\uparrow\uparrow\rangle + |\downarrow\uparrow\downarrow\uparrow\rangle \\ &\quad + |\downarrow\uparrow\uparrow\downarrow\rangle + |\uparrow\downarrow\downarrow\uparrow\rangle + |\uparrow\downarrow\uparrow\downarrow\rangle) \end{aligned} \quad (16)$$

where

$$A = 1 - 2 \frac{\sqrt{1 + 3V^2} - 1}{3V^2}, \quad (17)$$

$$B = \frac{\sqrt{1 + 3V^2} - 1}{3V}. \quad (18)$$

After normalization one finds that the coefficients of  $|0000\rangle$  and  $|1111\rangle$  in Eq. (16) sum to 1. Therefore, we propose for  $N = 4$  a normalized

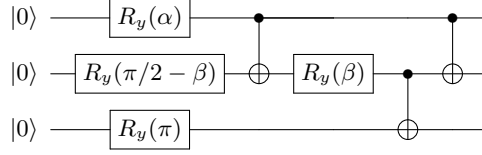


FIG. 2. A quantum circuit to prepare the 3-qubit VQE trial state  $|\psi\rangle$  given by Eq. (13), using variables defined in Eqs. (14)-(15).

trial state

$$\begin{aligned}
 |\psi(\theta)\rangle = & \cos^2 \theta |\downarrow\downarrow\downarrow\downarrow\rangle + \sin^2 \theta |\uparrow\uparrow\uparrow\uparrow\rangle \\
 & - \frac{1}{\sqrt{12}} \sin 2\theta (|\uparrow\uparrow\downarrow\downarrow\rangle + |\downarrow\downarrow\uparrow\uparrow\rangle + |\downarrow\uparrow\downarrow\uparrow\rangle \\
 & + |\downarrow\uparrow\uparrow\downarrow\rangle + |\uparrow\downarrow\downarrow\uparrow\rangle + |\uparrow\downarrow\uparrow\downarrow\rangle)
 \end{aligned} \quad (19)$$

with one variational parameter  $\theta$ . The true ground state of the system is of this form with  $\theta$  satisfying  $\tan(2\theta) = \sqrt{12}B/(1-A)$ , and so we restrict consideration of  $\theta$  to the domain  $[0, \pi/2)$ .

We can continue this process for  $N > 4$ , establishing a trial wavefunction depending on one variational parameter for each  $N$ . A common feature of these wavefunctions is that they all have definite parity. An  $N$ -qubit state of definite parity can be constructed from an associated  $N-1$  qubit state using an additional  $N-1$  CNOT gates. Using the quantum state preparation method of [61], this bounds the CNOT cost of preparing an  $N$  qubit trial state to leading order at  $(115/192)2^N$  for even  $N$  and  $(23/96)2^N$  for odd  $N$ .

The next subsection presents a method for constructing quantum circuits that generate a  $N \geq 4$  particle variational state in a bosonic representation. Moreover, the method can be used to construct quantum circuits for generating the appropriate variational state for any  $N$ .

### C. VQE Circuits for $N \geq 4$

The LMG Hamiltonian can be rewritten in terms of bosonic operators acting on two bosonic modes [62]:

$$H = \frac{n_b - n_a}{2} + \frac{V}{2N} (b^\dagger b^\dagger a a + a^\dagger a^\dagger b b), \quad (20)$$

where  $a^\dagger$  and  $a$  ( $b^\dagger$  and  $b$ ) are the creation and annihilation operators for a boson in the mode  $a$  ( $b$ ), and  $n_a, n_b$  are their number operators. For the bosonic representation, the number of particles  $N = 2j$  is equal to the particle number of the fermionic representation [63].

Since the LMG model is exactly solvable any eigenstate of the LMG Hamiltonian  $|\psi_{a,b}\rangle$  can be written as the operator [64]

$$\prod_{\ell=1}^M \left( \frac{(a^\dagger)^2}{E_\ell - 1} + \frac{(b^\dagger)^2}{E_\ell + 1} \right) \quad (21)$$

acting on bosonic fiducial state  $|\nu_a, \nu_b\rangle$ . The integer  $M$  is related to  $N$  and  $\nu_a, \nu_b$  by  $N = 2M + \nu_a + \nu_b$ , where  $\nu_a, \nu_b$  are initially restricted to be 0 or 1. For nonzero  $V$  the spectral parameters  $E_\ell$  are real numbers obtained by solving the Bethe equations [62, 63]

$$\begin{aligned}
 1 + \frac{V}{N(E_\ell^2 - 1)} & \left[ (\nu_a - \nu_b)(1 + E_\ell^2) \right. \\
 & \left. + 2E_\ell(1 + \nu_a + \nu_b) \right] \\
 & + 2\frac{V}{N} \sum_{n \neq \ell=1}^M \frac{1 + E_\ell E_n}{E_\ell - E_n} = 0. \quad (22)
 \end{aligned}$$



The two bosonic modes can be encoded in qubits up to a cutoff in occupation number by standard techniques [65]. The product nature of the exact solution Eq. (21) lends itself naturally to the definition of a quantum circuit for preparation of the exact eigenstates for any number of particles. However, the non-unitarity of the factors in Eq. (21) presents a challenge. Nevertheless, using  $M$  ancilla qubits we can embed these operations in a larger-dimensional unitary gate and realize Eq. (21). The exact solution of the LMG model described in Ref. [62] therefore provides a template for the construction of exact eigenstates of the LMG model for arbitrary  $N$ . This construction will be described in detail in future work [66].

## V. RESULTS OF QUANTUM CALCULATIONS USING THE IBM QUANTUM EXPERIENCE

In this section we implement the VQE calculation for a LMG model with  $N = 2$  on a quantum computer and characterize the importance of different decoherence errors. Quantifying these errors yields some insight into how much the performance of quantum computers needs to be improved for quantum calculations to yield results that are more accurate than those obtained using approximate classical methods. For the calculations reported here, we fix  $V = 1$ , where both one-qubit and two-qubit operators contribute at comparable scales to  $\bar{H}$ .

We use the open source Quantum Information Science Kit (QISKit, or Qiskit) [67] and run the quantum algorithms on the `ibmq_16_melbourne`, the device with the largest number of qubits that is made publicly available by IBM through their Quantum Experience program. We refer to this device as the “Melbourne processor.” We also perform calculations on IBM Quantum (Q) Experience’s Open quantum assembly language (QASM) [68] Simulator (or “qasm\_simulator”) [69] and investigate the effects of different decoherence mechanisms, which helps to identify the physical improvements that would yield the largest increases in

the calculational accuracy.

### A. Error Characterization

Qiskit, which is the software interface for the IBM Quantum Experience, provides a mechanism for including errors that are obtained by fitting the results of a calibration run of the quantum device to a combination of errors of specific types [70]: (1) single-qubit thermal relaxation errors, (2) single-qubit depolarizing errors, (3) two-qubit gate depolarizing errors, (4) single-qubit thermal relaxation errors of both qubits in a two-qubit gate, and (5) single-qubit readout errors.

The relaxation errors are parameterized using the relaxation time  $T_1$ ; the fidelity of single-qubit gates is determined by the product of  $T_1$  and the qubit frequency, while the relaxation-induced infidelity of the two-qubit gates is determined by the ratio of  $T_1$  and the duration of the gate. Depolarization errors of the single qubit gates are parameterized by dephasing times  $T_2$ , where again the relevant parameter is the ratio of  $T_2$  to the gate duration. The two-qubit depolarization errors quantify errors that occur in addition to the relaxation errors of the individual qubits during the gate duration. For the readout errors, measurement errors for the states  $|0\rangle$  and  $|1\rangle$  are typically different, and the Qiskit error class provides two readout errors,  $P(0|1)$  and  $P(1|0)$ , as described in Ref. [71].

The parameters that quantify these error sources as obtained from the calibration data of IBM Q backends [72] are presented in Table I. The U2 gate listed in the table is a single-qubit rotation about the  $x+z$  axis of the Bloch sphere. The error parameters for U1 gates (rotations about the  $z$  axis of the Bloch sphere) and U3 gates (generic single-qubit rotations with three Euler angles) are not listed in the table, as U1 gates are implemented classically via post-processing [73] and U3 gates are implemented by composing U1 and U2 gates [74]. We note that the error parameters are different for different qubits.

Additionally, we note that the Qiskit-

TABLE I. Values of error parameters for qubits 1 and 2 in the Melbourne processor.

Parameter	Qubit	
	1	2
$T_1$ ( $\mu$ s)	48.0	50.9
$T_2$ ( $\mu$ s)	60.2	48.1
Qubit Frequency (GHz)	5.1	5.2
U2 Gate Length (ns)	53	53
CNOT Gate Length (ns)	740	690
U2 Gate Error	0.0005	0.0013
CNOT Gate Error	0.0255	0.0255
Readout Error $P(0 1)$	0.005	0.019
Readout Error $P(1 0)$	0.046	0.101

provided “noise models” are fits of randomized benchmarking data [75] to simplified approximate descriptions of IBM Q device errors, as opposed to a comprehensive description of all modes of error in a noisy quantum device [76], and that the calibration data are obtained from a daily measurement protocol of the device backend and may vary over the course of the day.

We report the errors obtained in a classical simulation of the processor when each of these types of error is either included or excluded and compare these errors to the results obtained using the Melbourne quantum processor. This comparison enables us to identify the error sources that are currently limiting the performance, for which mitigation would improve the accuracy the most.

## B. Results

To probe the degree of contributions from the different sources of infidelity to the errors in the results for the LMG model, we calculate the difference between the energy obtained as a result of our VQE algorithm,  $\min_{\theta} \bar{H}(\theta)$ , and the ground state energy,  $E_{\text{gnd}} = -\sqrt{2}$  for  $V = 1$  for a set of runs on an IBM-supplied classical

simulator of the quantum computer that incorporates different subsets of the errors in Table I. We compute the values of  $\min_{\theta} \bar{H}(\theta)$  for each of  $2^5$  configurations of the error terms (all combinations in which each error type is either “off” or “on,” with magnitude equal to that obtained by fitting the results of the calibration runs) and compare the results to the exact ground state energy.

Fig. 3 shows the energy as a function of the variational parameter  $\theta$  with no errors, with all the sources of error in Table I included, and with each error type included individually. Based on the deviation of the measured energy of the variational state with the exact result, it appears that readout errors dominate the overall error, with two-qubit gate errors the second-largest source of overall error.

We note that the error of the classical simulation is slightly smaller than that of the quantum processor. It is entirely possible that this discrepancy arises because of the use of an approximate error model and/or because of drift leading to slightly degraded performance over the course of a day, as mentioned above. It is also possible that the quantum processor has significant initialization errors that are not included in the IBM-provided “noise model.”

Fig. 4 shows a different method for assessing the relative importance of the different errors listed in Table I. We track the correlation of each type’s setting (whether it is off or on) with the ranking of its corresponding result  $\min_{\theta} \bar{H}(\theta) - E_{\text{gnd}}$  amongst all other noise models. The figure summarizes these results and also reports the correlation coefficients for each source of computational error. This analysis confirms that readout errors are the most significant with two-qubit gate relaxation errors being the second most important and two-qubit gate depolarization errors the third most important. The effects of one-qubit errors on the variational energies are much smaller than those of the readout errors and of the two-qubit gates.

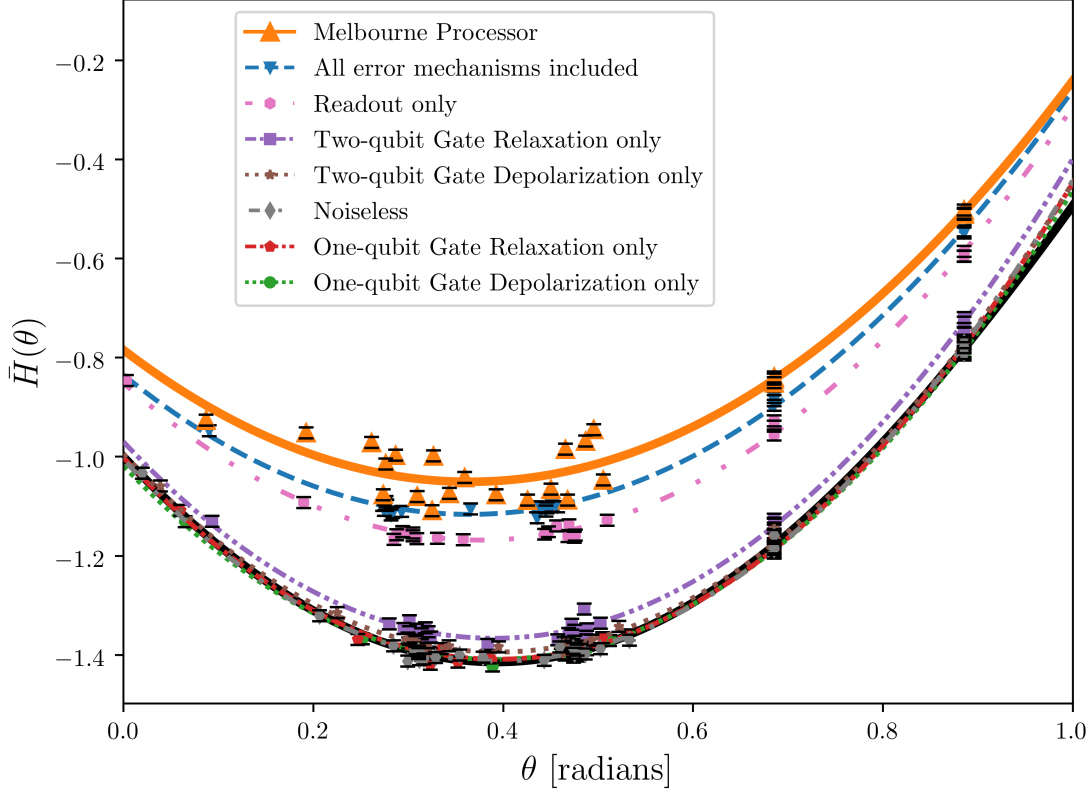


FIG. 3. Energy of variational state as a function of the VQE trial parameter  $\theta$ . The results obtained using the Melbourne processor are compared to the exact result as well as to the results of classical simulations of the quantum processor that incorporate one of the five error mechanisms listed in Table I. The lines in the figure are parabolic fits for the Melbourne and simulation results, while the solid black line shows the exact value of  $\tilde{H}$  obtained analytically using Eq. (8). Error bars on each data point show the statistical errors  $1/\sqrt{n}$ , where  $n = 8192$  is the number of runs over which the result for each model is averaged.

## VI. APPLICATIONS TO DARK MATTER PHYSICS

To be of interest to dark matter physics, we need to not only be able to compute the energy of an optimal VQE trial for a many-body ground state with lower complexity and greater accuracy than classical computations, but also to use the approximate ground state wavefunction  $|\psi(\theta_{\min})\rangle$  to compute physical observables for dark matter scattering cross-sections. As a stand-in for this goal, we here compute expec-

tation values of observables in the LMG model, such as  $H^n$ ,  $J_1^n$ , and  $J_0^n$  for  $n \in \mathbb{N}$ , as given by Eqs. (6), (2), and (3), where  $J_1 = (J_+ + J_-)/2$ . In this section, we explore the precision of results obtained from current hardware; specifically, given the availability of readout error mitigation techniques [77], we consider results of simulations with a noise model including all sources of infidelity described in Sec. V except for readout error, to compare with exact calculations of the LMG model carried out classically.

As in the preceding calculations, we consider

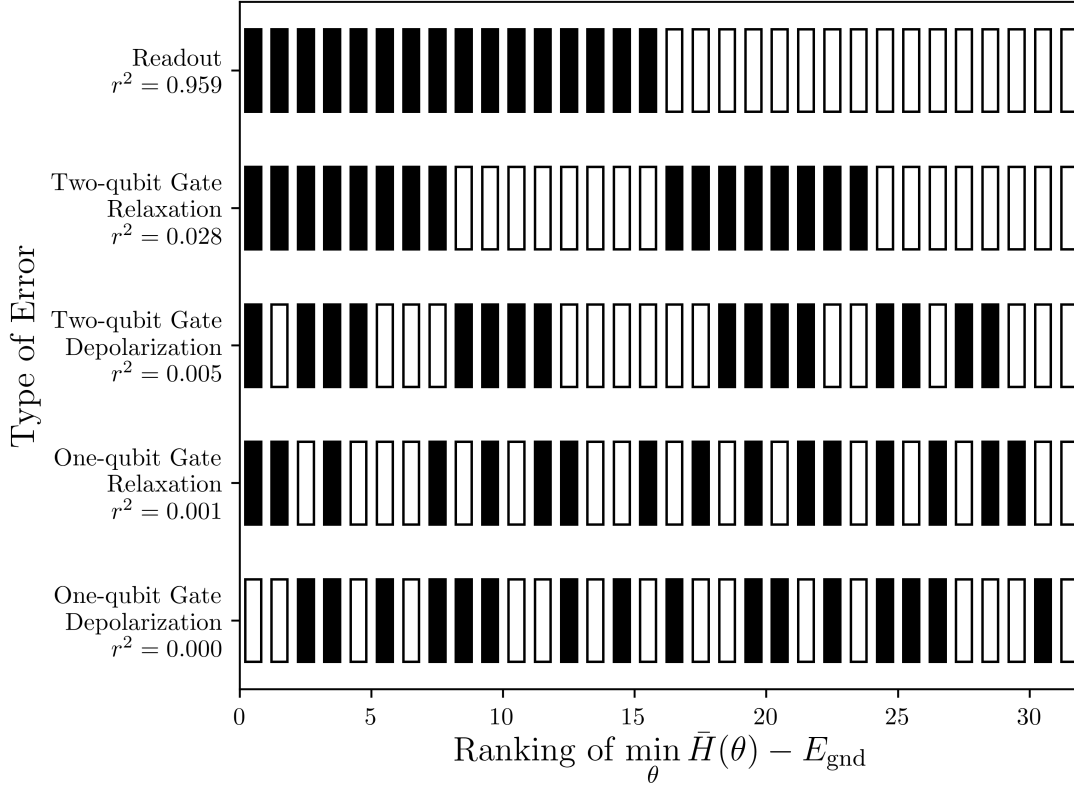


FIG. 4. We consider  $2^5 = 32$  different combinations of the following sources of computational error (referred to as “noise models” in the IBM Qiskit documentation): readout errors, relaxation during two-qubit gates, depolarization errors during two-qubit gates, relaxation errors during one-qubit gates, and depolarization errors during two-qubit gates. Each error is either off or on, with magnitude given by the calibration run of the quantum processor. The rectangles in the plots represent the results of calculations of 32 different combinations of error terms, ordered by increasing variational energy from left to right. Each rectangle is solid (unfilled) if the error type of its row is excluded from (included in) the classical simulation of the quantum algorithm. From this plot one can see that the readout error is dominant, since all of the 16 lowest energies are calculations in which there are no readout errors. The two-qubit gate relaxation error is the second most important, since for a given setting of the readout error (either off or on), all 8 of the lowest energy results are obtained when the gate relaxation error is off. The importance of an error type can be quantified using the correlation coefficient  $r^2$  between the value of the binary function of whether the error is on or off and the value of the variational energy.

the  $N = 2$  system with  $V = 1$ . In this case, note that for  $O \in \{H, J_0, J_1\}$ ,  $O^3 = O$ , so we may summarize the behavior of all moments

$$\overline{O^n}(\theta) \equiv \langle \psi(\theta) | O^n | \psi(\theta) \rangle \quad (23)$$

for all powers  $n \in \mathbb{N}$  using only the values

$n = 1, 2$  with a given state  $\psi(\theta)$ . Furthermore, by the symmetries  $\langle 01 | \psi(\theta) \rangle = \langle 10 | \psi(\theta) \rangle = 0$ , as per Eq. (9), we can observe that  $\overline{H^2}(\theta) = \overline{J_0^2}(\theta) = \overline{J_1}(\theta) = 0$  exactly for all values of  $\theta$ . Thus, we need to consider only  $\overline{H}(\theta)$ ,  $\overline{J_0}(\theta)$ ,

and  $\overline{J_1^2}(\theta)$ . The fractional deviation of these averages obtained with the VQE optimal value  $\theta = \theta_{\min}$  from results obtained with the exact solution  $\theta = \pi/8$  are displayed in Fig. 5.

Results obtained here from VQE calculations may be compared to those obtained classically such as in Ref. [78]. For example, their classical calculation of the spin-orbit coupling operator averaged over the ground state carries a fractional deviation of  $\approx 1.8\%$ . While the deviation of  $\bar{H}(\theta_{\min})$  is significantly smaller in comparison, both  $\bar{J}_0(\theta_{\min})$  and  $\bar{J}_1^2(\theta_{\min})$  carry much larger fractional deviations  $\sim 10\%$ . Even with precise calculations of the ground state energy, useful calculations of the averaged values of spin operators such as  $J_0$  and  $J_1^2$  will require reduction in other noise errors such as thermal relaxation of qubits over two-qubit gate operations, as discussed in Sec. V.

## VII. SUMMARY

Appropriate interpretation of the results of experiments to perform direct detection of dark matter, including upper bounds, requires reliable models of the interaction of dark matter with targets, including quantified uncertainties. Quantum computing has the potential to enable one to go beyond the limitations of classical cal-

culations, improving the models as well as understanding the uncertainties in those models.

Studying the ground state of many-body systems similar to the LMG model can pose a complex quantum problem. Highly accurate quantum processors are needed for quantum computing to yield improvements over classical algorithms. To identify and assess the most significant sources of error in an existing quantum processor, we develop quantum circuits for VQE calculations on the LMG model and implement the algorithm for the simplest nontrivial case. We compare VQE results and the exact ground state of the LMG model and identify the dominant errors limiting the accuracy of the calculation. We find that readout error and two-qubit gate errors are the dominant sources of infidelities using current quantum hardware.

## ACKNOWLEDGEMENTS

The authors acknowledge support by the U.S. Department of Energy, Office of Science, Office of High Energy Physics, under Award Number DE-SC0019465. This work was also supported in part by the National Science Foundation Grant No. PHY-1806368. We thank IBM Quantum Experience for making their quantum processors publicly available; data reported in this paper were created using IBM Q.

- 
- [1] G. R. Blumenthal, S. Faber, J. R. Primack, and M. J. Rees, *Nature* **311**, 517 (1984).
  - [2] J. R. Primack, D. Seckel, and B. Sadoulet, *Ann. Rev. Nucl. Part. Sci.* **38**, 751 (1988).
  - [3] J. L. Feng, *Ann. Rev. Astron. Astrophys.* **48**, 495 (2010), arXiv:1003.0904 [astro-ph.CO].
  - [4] G. Bertone and D. Hooper, *Rev. Mod. Phys.* **90**, 045002 (2018), arXiv:1605.04909 [astro-ph.CO].
  - [5] G. Bertone, D. Hooper, and J. Silk, *Physics Reports* **405**, 279 (2005).
  - [6] G. Jungman, M. Kamionkowski, and K. Griest, *Phys. Rept.* **267**, 195 (1996), arXiv:hep-ph/9506380.
  - [7] A. Fitzpatrick, W. Haxton, E. Katz, N. Lubbers, and Y. Xu, *JCAP* **02**, 004 (2013), arXiv:1203.3542 [hep-ph].
  - [8] C. Hempel, C. Maier, J. Romero, J. McClean, T. Monz, H. Shen, P. Jurcevic, B. P. Lanyon, P. Love, R. Babbush, A. Aspuru-Guzik, R. Blatt, and C. F. Roos, *Physical Review X* **8**, 031022 (2018).
  - [9] Y. Cao, J. Romero, J. P. Olson, M. Degroote, P. D. Johnson, M. Kieferová, I. D. Kivlichan, T. Menke, B. Peropadre, N. P. Sawaya, *et al.*, *Chemical reviews* **119**, 10856 (2019).

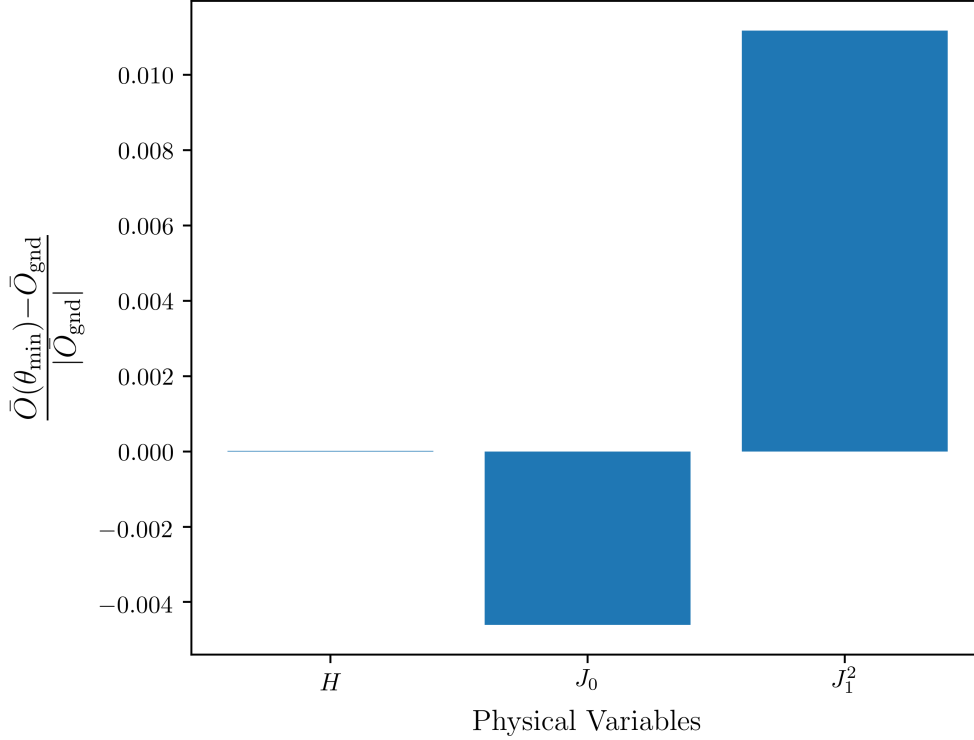


FIG. 5. Moments of physical quantities used in dark matter detection calculations are calculated using a noise model simulation of the Melbourne processor with no readout error to obtain  $\theta_{\min}$  and subsequently using Eq. (23), which are compared to exact values obtained analytically. Exact values for these averaged quantities are  $\bar{H}_{\text{gnd}} = -\sqrt{2}$ ,  $(\bar{J}_0)_{\text{gnd}} = -1/\sqrt{2}$ , and  $(\bar{J}_1^2)_{\text{gnd}} = (2 - \sqrt{2})/4$ .

[10] F. Arute, K. Arya, R. Babbush, D. Bacon, J. C. Bardin, R. Barends, S. Boixo, M. Broughton, B. B. Buckley, D. A. Buell, B. Burkett, N. Bushnell, Y. Chen, Z. Chen, B. Chiaro, R. Collins, W. Courtney, S. Demura, A. Dunsworth, E. Farhi, A. Fowler, B. Foxen, C. Gidney, M. Giustina, R. Graff, S. Habegger, M. P. Harrigan, A. Ho, S. Hong, T. Huang, W. J. Huggins, L. Ioffe, S. V. Isakov, E. Jeffrey, Z. Jiang, C. Jones, D. Kafri, K. Kechedzhi, J. Kelly, S. Kim, P. V. Klimov, A. Korotkov, F. Kostritsa, D. Landhuis, P. Laptev, M. Lindmark, E. Lucero, O. Martin, J. M. Martinis, J. R. McClean, M. McEwen, A. Megrant, X. Mi,

M. Mohseni, W. Mruczkiewicz, J. Mutus, O. Naaman, M. Neeley, C. Neill, H. Neven, M. Y. Niu, T. E. O'Brien, E. Ostby, A. Petukhov, H. Putterman, C. Quintana, P. Roushan, N. C. Rubin, D. Sank, K. J. Satzinger, V. Smelyanskiy, D. Strain, K. J. Sung, M. Szalay, T. Y. Takeshita, A. Vainsencher, T. White, N. Wiebe, Z. J. Yao, P. Yeh, and A. Zalcman, *Science* **369**, 1084 (2020), <https://science.sciencemag.org/content/369/6507/1084.full.pdf>.

[11] E. F. Dumitrescu, A. J. McCaskey, G. Hagen, G. R. Jansen, T. D. Morris, T. Papenbrock, R. C. Pooser, D. J. Dean, and P. Lougovski, *Physical Review Letters* **120**, 210501 (2018).

- [12] A. Roggero, A. C. Y. Li, J. Carlson, R. Gupta, and G. N. Perdue, *Phys. Rev. D* **101**, 074038 (2020).
- [13] M. Kreshchuk, S. Jia, W. M. Kirby, G. Goldstein, J. P. Vary, and P. J. Love, arXiv preprint arXiv:2009.07885 (2020).
- [14] N. Mueller, A. Tarasov, and R. Venugopalan, *Physical Review D* **102**, 016007 (2020).
- [15] M. Kreshchuk, W. M. Kirby, G. Goldstein, H. Beauchemin, and P. J. Love, arXiv preprint arXiv:2002.04016 (2020).
- [16] R. Babbush, D. W. Berry, Y. R. Sanders, I. D. Kivlichan, A. Scherer, A. Y. Wei, P. J. Love, and A. Aspuru-Guzik, *Quantum Science and Technology* **3**, 015006 (2017).
- [17] I. G. Ryabinkin, T.-C. Yen, S. N. Genin, and A. F. Izmaylov, *Journal of chemical theory and computation* **14**, 6317 (2018).
- [18] J. Romero, R. Babbush, J. R. McClean, C. Hempel, P. J. Love, and A. Aspuru-Guzik, *Quantum Science and Technology* **4**, 014008 (2018).
- [19] H. J. Lipkin, N. Meshkov, and A. J. Glick, *Nucl. Phys.* **62**, 188 (1965).
- [20] A. Peruzzo, J. McClean, P. Shadbolt, M.-H. Yung, X.-Q. Zhou, P. Love, A. Aspuru-Guzik, and J. L. O'Brien, *Nature Communications* **5**, 4213 (2014).
- [21] B. Sadoulet, *Rev. Mod. Phys.* **71**, S197 (1999).
- [22] M. W. Goodman and E. Witten, *Phys. Rev. D* **31**, 3059 (1985).
- [23] N. Anand, A. L. Fitzpatrick, and W. Haxton, *Physical Review C* **89**, 065501 (2014).
- [24] L. Vietze, P. Klos, J. Menéndez, W. Haxton, and A. Schwenk, *Phys. Rev. D* **91**, 043520 (2015), arXiv:1412.6091 [nucl-th].
- [25] A. Fieguth, M. Hoferichter, P. Klos, J. Menéndez, A. Schwenk, and C. Weinheimer, *Phys. Rev. D* **97**, 103532 (2018), arXiv:1802.04294 [hep-ph].
- [26] M. Hoferichter, J. Menéndez, and A. Schwenk, arXiv e-prints (2020), arXiv:2007.08529 [hep-ph].
- [27] S. K. Alsum, *Effective Field Theory Search Results from the LUX Run 4 Data Set, and Construction of the LZ System Test Platforms*, Ph.D. thesis, The University of Wisconsin-Madison (2020).
- [28] S. Lloyd, *Science* **273**, 1073 (1996).
- [29] G. Clemente, M. Cardinali, C. Bonati, E. Calore, L. Cosmai, M. D'Elia, A. Gabbana, D. Rossini, F. S. Schifano, R. Tripiccone, and D. Vadicchino (QuBiPF Collaboration), *Phys. Rev. D* **101**, 074510 (2020).
- [30] E. Loh Jr, J. Gubernatis, R. Scalettar, S. White, D. Scalapino, and R. Sugar, *Physical Review B* **41**, 9301 (1990).
- [31] A. F. Pacheco and D. Strottman, *Phys. Rev. D* **40**, 2131 (1989).
- [32] M. T. Ressel, M. B. Aufderheide, S. D. Bloom, K. Griest, G. J. Mathews, and D. A. Resler, *Phys. Rev. D* **48**, 5519 (1993).
- [33] P. Pirinen, P. C. Srivastava, J. Suhonen, and M. Kortelainen, *Phys. Rev. D* **93**, 095012 (2016).
- [34] M. Cannoni, *Phys. Rev. D* **87**, 075014 (2013).
- [35] D. G. Cerdeño, M. Fornasa, J.-H. Huh, and M. Peiró, *Phys. Rev. D* **87**, 023512 (2013).
- [36] J. Menéndez, D. Gazit, and A. Schwenk, *Phys. Rev. D* **86**, 103511 (2012).
- [37] P. Klos, J. Menéndez, D. Gazit, and A. Schwenk, *Phys. Rev. D* **88**, 083516 (2013).
- [38] L. Vietze, P. Klos, J. Menéndez, W. C. Haxton, and A. Schwenk, *Phys. Rev. D* **91**, 043520 (2015).
- [39] L. Baudis, G. Kessler, P. Klos, R. F. Lang, J. Menéndez, S. Reichard, and A. Schwenk, *Phys. Rev. D* **88**, 115014 (2013).
- [40] D. Gazda, R. Catena, and C. Forssén, *Phys. Rev. D* **95**, 103011 (2017).
- [41] R. Furnstahl, D. Phillips, and S. Wesolowski, *Journal of Physics G: Nuclear and Particle Physics* **42**, 034028 (2015).
- [42] B. Carlsson, A. Ekström, C. Forssén, D. F. Strömberg, G. Jansen, O. Lilja, M. Lindby, B. Mattsson, and K. Wendt, *Physical Review X* **6**, 011019 (2016).
- [43] R. N. Pérez, J. Amaro, and E. R. Arriola, *International Journal of Modern Physics E* **25**, 1641009 (2016).
- [44] S. Yoshida, N. Shimizu, T. Togashi, and T. Otsubuka, *Phys. Rev. C* **98**, 061301 (2018).
- [45] J. M. R. Fox, C. W. Johnson, and R. N. Perez, *Phys. Rev. C* **101**, 054308 (2020).
- [46] P. Navrátil, J. Vary, and B. Barrett, *Physical Review C* **62**, 054311 (2000).
- [47] B. R. Barrett, P. Navrátil, and J. P. Vary, *Progress in Particle and Nuclear Physics* **69**, 131 (2013).
- [48] G. Hagen, T. Papenbrock, D. J. Dean, and M. Hjorth-Jensen, *Physical Review C* **82**, 034330 (2010).
- [49] P. J. Brussard and P. W. M. Glaudemans, *Shell-model applications in nuclear spectroscopy* (North-Holland Publishing Company, Amsterdam, 1977).

- [50] B. A. Brown and B. H. Wildenthal, Annual Review of Nuclear and Particle Science **38**, 29 (1988).
- [51] E. Caurier, G. Martinez-Pinedo, F. Nowacki, A. Poves, and A. P. Zuker, Reviews of Modern Physics **77**, 427 (2005).
- [52] S. R. Stroberg, H. Hergert, S. K. Bogner, and J. D. Holt, Annual Review of Nuclear and Particle Science **69**, 307 (2019), <https://doi.org/10.1146/annurev-nucl-101917-021120>.
- [53] M. Hoferichter, P. Klos, J. Menéndez, and A. Schwenk, Phys. Rev. D **99**, 055031 (2019).
- [54] S. Binder, A. Ekström, G. Hagen, T. Papenbrock, and K. A. Wendt, Physical Review C **93**, 044332 (2016).
- [55] S. Krieger, Nuclear Physics A **276**, 12 (1977).
- [56] P. Hoodbhoy and J. W. Negele, Phys. Rev. C **18**, 2380 (1978).
- [57] S. Stoica, I. Mihut, and J. Suhonen, Phys. Rev. C **64**, 017303 (2001).
- [58] A. P. Severyukhin, M. Bender, and P.-H. Heenen, Phys. Rev. C **74**, 024311 (2006).
- [59] D. Lacroix, Phys. Rev. C **79**, 014301 (2009).
- [60] J. M. Wahlen-Strothman, T. M. Henderson, M. R. Hermes, M. Degroote, Y. Qiu, J. Zhao, J. Dukelsky, and G. E. Scuseria, The Journal of Chemical Physics **146**, 054110 (2017).
- [61] M. Plesch and i. c. v. Brukner, Phys. Rev. A **83**, 032302 (2011).
- [62] G. Ortiz, R. Somma, J. Dukelsky, and S. Robbouts, Nuclear Physics B **707**, 421 (2005).
- [63] S. Lerma H. and J. Dukelsky, Nucl. Phys. **B870**, 421 (2013), arXiv:1212.3238 [math-ph].
- [64] G. Ortiz, R. Somma, J. Dukelsky, and S. Robbouts, Nuclear Physics B **707**, 421 (2005).
- [65] R. D. Somma, arXiv preprint quant-ph/0512209 (2005).
- [66] K. Robbins and P. J. Love, “VQE ansatz states for the LMG model,”.
- [67] J. Rubio, D. Bevenius, O. Costa Hamido, J. Carballo, A. Rodríguez Davila, J. Cruz-Benito, and W. Hu, “Qiskit (Quantum Information Science Kit) for JavaScript,” (2019).
- [68] Qiskit Developement Team, “IBM Quantum Experience glossary,” <https://quantum-computing.ibm.com/docs/glossary/> (2020), accessed: 2020-10-08.
- [69] IBM Quantum, “IBM Quantum Experience Open QASM Simulator,” <https://quantum-computing.ibm.com/docs/manage/backends/simulators/> (2020), accessed: 2020-10-08.
- [70] Qiskit Developement Team, “Qiskit: Device backend noise model simulations,” [https://qiskit.org/documentation/tutorials/simulators/2\\_device\\_noise\\_simulation.html](https://qiskit.org/documentation/tutorials/simulators/2_device_noise_simulation.html) (2020), accessed: 2020-10-09.
- [71] Qiskit Developement Team, “Qiskit: Readouterror,” <https://qiskit.org/documentation/stubs/qiskit.providers.aer.noise.ReadoutError.html> (2020), accessed: 2020-10-09.
- [72] Qiskit Developement Team, “Qiskit: Ibmqbackend.properties,” <https://qiskit.org/documentation/stubs/qiskit.providers.ibmq.IBMQBackend.properties.html> (2020), accessed: 2020-10-09.
- [73] Qiskit Developement Team, “Qiskit: U1gate,” <https://qiskit.org/documentation/stubs/qiskit.circuit.library.U1Gate.html> (2020), accessed: 2020-10-27.
- [74] Qiskit Developement Team, “Qiskit: U3gate,” <https://qiskit.org/documentation/stubs/qiskit.circuit.library.U3Gate.html> (2020), accessed: 2020-10-27.
- [75] P. Nation, “Randomized benchmarking,” [https://github.com/Qiskit/qiskit-tutorials/blob/master/tutorials/noise/4\\_randomized\\_benchmarking.ipynb](https://github.com/Qiskit/qiskit-tutorials/blob/master/tutorials/noise/4_randomized_benchmarking.ipynb) (2020).
- [76] Qiskit Developement Team, “Qiskit: Noise models,” [https://qiskit.org/documentation/apidoc/aer\\_noise.html](https://qiskit.org/documentation/apidoc/aer_noise.html) (2020), accessed: 2020-10-09.
- [77] Qiskit Developement Team, “Qiskit: Measurement error mitigation,” <https://qiskit.org/textbook/ch-quantum-hardware/measurement-error-mitigation.html> (2020), accessed: 2020-10-09.
- [78] J. M. Fox, C. W. Johnson, and R. Navarro Perez, Phys. Rev. C **101**, 054308 (2020), arXiv:1911.05208 [nucl-th].