

Double Resonance Landau-Zener-Stückelberg-Majorana Interference in Circuit QED

Ming-Bo Chen,^{1,2,*} Bao-Chuan Wang,^{1,2,*} Sigmund Kohler,^{3,†} Yuan Kang,^{1,2} Ting Lin,^{1,2} Si-Si Gu,^{1,2} Hai-Ou Li,^{1,2} Guang-Can Guo,^{1,2} Xuedong Hu,⁴ Hong-Wen Jiang,⁵ Gang Cao,^{1,2,‡} and Guo-Ping Guo^{1,2,6,§}

¹Key Lab of Quantum Information, CAS, University of Science and Technology of China, Hefei, China

²CAS Center for Excellence in Quantum Information and Quantum Physics,
University of Science and Technology of China, Hefei, Anhui 230026, China

³Instituto de Ciencia de Materiales de Madrid, CSIC, E-28049 Madrid, Spain

⁴Department of Physics, University at Buffalo, SUNY, Buffalo, New York 14260-1500, USA

⁵Department of Physics and Astronomy, University of California at Los Angeles, California 90095, USA

⁶Origin Quantum Computing Company Limited, Hefei, Anhui 230026, China

(Dated: May 28, 2022)

We report on Floquet spectroscopy in a cavity-coupled double quantum dot system. By applying microwave induced consecutive passages, we observe Landau-Zener-Stückelberg-Majorana fringes which are split by holes with the shape of crescents. We demonstrate that these crescents represent a universal feature that stems from a depletion of the predominantly occupied Floquet state at avoided crossings of the Floquet spectrum. The emergence of crescents can be controlled electrically via drive frequency and amplitude, which is perfectly consistent with the simulations based on our theoretical model. These results provide insight to the nonequilibrium population of Floquet states.

Driving a quantum two-level system strongly and periodically leads to a variety of quantum effects, such as Landau-Zener-Stückelberg-Majorana (LZSM) interference and multi-photon resonance [1]. These phenomena provide clear demonstration of the quantum coherence of a physical system [2–8], and can be employed to probe the energy spectrum [9, 10] and the Floquet spectrum [11]. With driving and active gating, an integral part of the quantum circuit paradigm for quantum computing is established. Nevertheless, more thorough understanding of the strongly driven dynamics of a qubit is crucial to the prospect of a scalable quantum information processor.

Decoherence is inevitable in quantum mechanical systems, and theoretical explorations of a driven dissipative system have yielded interesting results in recent years. For example, it has been shown that at low temperatures, the stationary state of a dissipative driven quantum system is often dominated by one particular Floquet state. Depending on the system parameters and the driving frequency, this may be the state with a certain quasienergy [12, 13] or the one with the smallest mean energy [14]. At avoided [14] or exact [13] level crossings of the Floquet spectrum, on the other hand, the stationary state may turn from an (almost) pure state to a mixed state made up of several Floquet states. Despite these theoretical advances in relating dissipative effects to spectral properties of strongly driven quantum systems, corresponding experimental investigations [15] in semiconductor systems are scarce due to a lack of sensitivity in the widely used DC transport or charge sensing techniques.

Cavity quantum electrodynamics [16] allows the study of atom-photon interaction at the single quantum level

[17–22]. Recent progress in hybrid circuit quantum electrodynamics (cQED) systems, composed of high quality microwave resonators and semiconductor double quantum dots (DQDs), enables similar explorations in the artificial atoms at the microwave regime. For example, it has been shown that strong electron-photon coupling can be realized in such a cQED system [23–28], and photon-mediated interaction can provide long-distance coupling between qubits [29–32]. An additional benefit of a high quality resonator is that it can also act as a high-sensitivity dispersive photonic probe of the DQD [33, 34], as is widely done for superconducting qubits [35, 36].

In this letter, we study the dynamics of a strongly driven two-level system by performing Floquet spectroscopy in a DQD-resonator hybrid system. When we apply a continuous microwave tone onto the DQD, the nonequilibrium population of the eigenstates displays novel features in the cavity-assisted LZSM interference patterns measured by the superconducting resonator. In particular, when the hybrid system is driven near half-resonance frequency, there arise in the interference fringes crescent-shaped holes, where reflectance peaks become troughs in analogy to optical hole-burning [37]. Applying the theory for dispersive readout of driven systems [11], we reveal that this phenomenon is caused by a redistribution of the Floquet state population at avoided quasienergy crossings where the system experiences a double resonance, and can be controlled via the driving parameters.

Our device consists of a semiconductor DQD and a high impedance $1/4$ wavelength superconducting quantum interference device (SQUID) array resonator, as illustrated in Fig. 1(a). A few electrons are trapped in the DQD defined electrically within a GaAs/AlGaAs heterostructure. The electron occupation (m, n) of the DQD is controlled by gate voltages V_L and V_R , as depicted in the charge stability diagram in Fig. 1(b). In the parameter range considered, the DQD dynamics is re-

* These authors contributed equally to this work.

† sigmund.kohler@icmm.csic.es

‡ gciao@ustc.edu.cn

§ gpguo@ustc.edu.cn

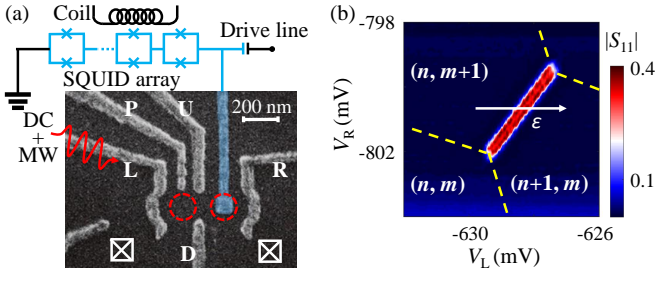


FIG. 1. (a) Scanning electron micrograph of the device. Two quantum dots indicated by dotted circles are defined by metallic top gates. The right plunger gate is connected to the SQUID array resonator. The qubit is driven by continuous microwave tone via the gate L. (b) Charge stability diagram of the DQD measured by the resonator.

stricted to the charge states with one excess electron in the left or right QD, denoted by $|L\rangle$ and $|R\rangle$, respectively. Within this basis, the DQD Hamiltonian can be written as $H_0 = \varepsilon \sigma_z/2 + t_c \sigma_x$, where ε is the detuning between $|L\rangle$ and $|R\rangle$ and controlled by V_L , t_c is the interdot tunnel coupling, while σ_z and σ_x are Pauli matrices. Diagonalizing H_0 , we obtain the energy splitting of a free qubit, $\Delta E = \sqrt{\varepsilon^2 + (2t_c)^2}$.

The DQD is connected via the right plunger gate [blue in Fig.1(a)] to a high-impedance SQUID array resonator with a tunable resonance frequency ν_r . Unless specified otherwise, $\nu_r = 6.51$ GHz. The internal loss rate, external coupling rate and total linewidth of the resonator are $(\kappa_i, \kappa_e, \kappa)/2\pi = (31.0, 34.2, 65.2)$ MHz [38]. Taking advantage of the high impedance of the resonator, our DQD-resonator system achieves a coupling strength $g_c/2\pi \approx 70$ MHz at resonance $\Delta E/h = \nu_r$ for $2t_c/h = 6.2$ GHz, where h is the Planck constant. The coupling strength is larger than both qubit decoherence rate $\gamma_2/2\pi \approx 50$ MHz and photon loss rate $\kappa/2\pi \approx 65.2$ MHz, indicating that the cQED system is at the strong coupling limit [23–25].

We apply a continuous microwave modulation to the left barrier gate L, such that the interdot detuning acquires a time dependence $\varepsilon \rightarrow \varepsilon + A \cos(2\pi f_d t)$, where A is the microwave amplitude, $f_d = 1/T$ and T is the period of the driving. The system can thus be described by Floquet theory [39, 40], which states that the Schrödinger equation has solutions of the form $e^{-2\pi i \mu_\alpha t/h} |\phi_\alpha(t)\rangle$, $\alpha = 0, 1$, where $|\phi_\alpha(t)\rangle$ are the Floquet states satisfying $|\phi_\alpha(t+T)\rangle = |\phi_\alpha(t)\rangle$. The phase factor is governed by the quasienergy μ_α , which is distinct from the mean energy defined as the time-average of the expectation value, $E_\alpha \equiv \frac{1}{T} \int_0^T dt \langle \phi_\alpha(t) | H(t) | \phi_\alpha(t) \rangle$. The Floquet states can be Fourier decomposed into components separated by the energy quantum of the driving field, hf_d , as shown in Fig. 2(a). The quasienergy splitting $\mu \equiv \mu_1 - \mu_0$ determines the relative phase $2\pi \mu T/h$ between two Floquet states during one period. When this phase is close to a multiple of 2π , i.e., when $\mu/h \approx kf_d$ with an integer k , the two Floquet states will interfere constructively,

so that both become significantly populated [1]. Consequently, LZSM patterns appear in conductance or electron occupation when such a driven DQD is probed via transport or charge sensing [5, 7, 46].

The driven dynamics of our DQD is probed by the connected microwave resonator [35]. Specifically, we send in a microwave tone via the resonator and measure its reflection. We choose the probe pulse to be at resonance with the resonator, so that the coupling between the DQD and the resonator causes a dispersive frequency shift $\nu_r \rightarrow \nu_r + (g^2/2\pi)\chi^{(0)}(\nu_r)$ [11], which modifies the reflection. The central quantity here is the phase-averaged susceptibility $\chi^{(0)}$ of the DQD dipole operator [11, 40],

$$\chi^{(0)}(\nu) = (p_0 - p_1) \sum_{k'} \frac{|Z_{10,k'}|^2}{2\pi\nu - 2\pi\mu/h + 2\pi k' f_d + i\gamma_2}, \quad (1)$$

where $Z_{10,k}$ is the k th Fourier component of the transition matrix element $\langle \phi_0(t) | \sigma_z | \phi_1(t) \rangle$, and p_α is the occupation probability of the Floquet state $|\phi_\alpha\rangle$ in the stationary limit. Details and full expressions can be found in the Supplemental Material [40].

With the probe pulse set at the resonator frequency $\nu = \nu_r$, the denominator in Eq. (1) yields the resonance condition for cavity reflection: $\mu/h = \nu_r + k' f_d$, with an integer k' . It resembles the one for the population, but contains an additional resonator photon. The modified fringes observed in the cavity response can thus be interpreted as cavity-assisted LZSM interference with one state dressed by a cavity photon [8, 11, 47, 48]. Figure 2(b) shows such Floquet spectroscopy measured by the reflectance of the resonator $|S_{11}|$ as a function of interdot detuning ε and drive power $P \propto A^2$ for $f_d = 2.5$ GHz and $2t_c/h \approx 6.2$ GHz. As expected, the LZSM pattern is similar to the one reported in Ref. [47].

An interesting and qualitatively new situation arises when the resonance conditions for both the transition between Floquet states and the cavity-assisted transition coincide, i.e., when the system reaches the double resonance

$$kf_d = \mu/h = \nu_r + k' f_d. \quad (2)$$

This implies that the drive frequency must obey $f_d = \nu_r/2, \nu_r/3, \dots$ ($f_d = \nu_r$ is discarded because it would directly affect the cavity and thus pollute the measurement).

Figure 2(c) shows the LZSM pattern for the “one-half resonance” $f_d = 3.3$ GHz $\approx \nu_r/2$. Compared to the cavity-assisted LZSM pattern in Fig. 2(b), every fringe splits up and acquires a crescent-shaped hole, where the reflection is strongly suppressed. The emergence of these “crescents” can be attributed to a competition between the two resonant processes, namely the direct and the cavity-assisted LZSM interferences.

The competition can be seen in the expression of the susceptibility (1). While the denominators give the cavity-assisted LZSM resonance conditions, the occupation probability p_α also plays an important role. Usually,

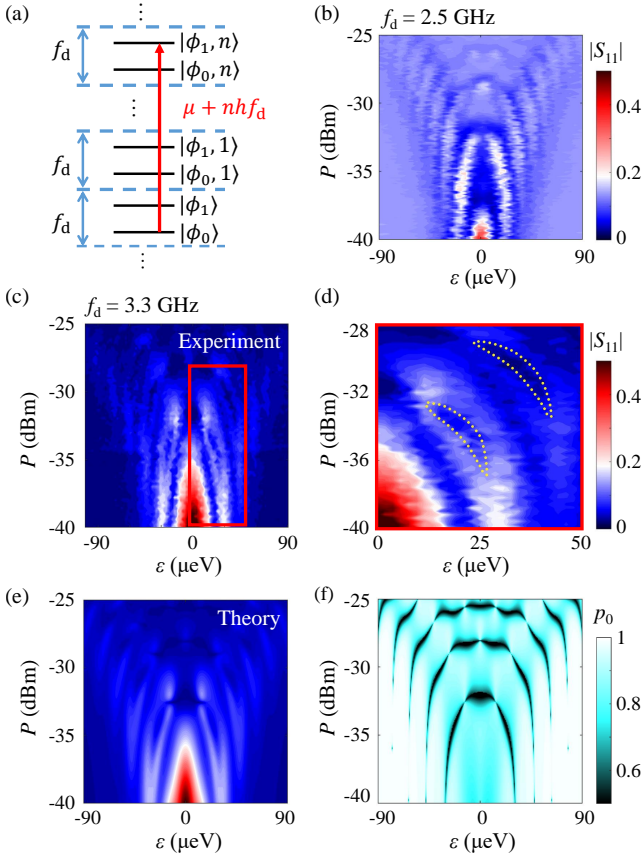


FIG. 2. (a) Schematic energy level diagram explained by Floquet theory. (b)–(c) LZSM interference for different drive frequencies f_d . Resonator reflectance $|S_{11}|$ measured as a function of detuning ε and drive power P for $f_d = 2.5$ GHz (b), 3.3 GHz (c), and $2t_c/h \approx 6.2$ GHz. (d) A zoom-in view of panel (c). The crescent-like holes are outlined using yellow dotted lines. (e) Simulation result for the parameters used in panel (c), where $P = -29$ dBm corresponds to $A = 60 \mu\text{eV}$. Considering an inhomogeneous broadening of the LZSM interference pattern induced by the slow fluctuations of the detuning [4, 5, 8], the theoretical data is convolved with a Gaussian of width $2.5 \mu\text{eV}$. The same in the following simulations. (f) Calculated mean population of the Floquet state $|\phi_0\rangle$.

the Floquet state with lower mean energy is predominantly populated [40] such that $|p_0 - p_1| \approx 1$, and interference fringes in the cavity response are determined by the condition $\mu/h = k'f_d + \nu_r$. However, when the resonance condition for the transition between the Floquet states, $\mu/h = kf_d$, is fulfilled as well, the constructive interference between the Floquet states leads to a significant population of both states, such that $p_1 \approx p_0 = 1/2$ and $p_0 - p_1 \approx 0$. Consequently, $\chi^{(0)}$ is strongly suppressed, and the cavity signal diminishes. A numerical simulation based on Eq. (1) is shown in Fig. 2(e), which is in good agreement with the experiment. The expected population of the Floquet state with smaller quasienergy in Fig. 2(f), confirms that the crescents emerge when the population of this state is significantly reduced.

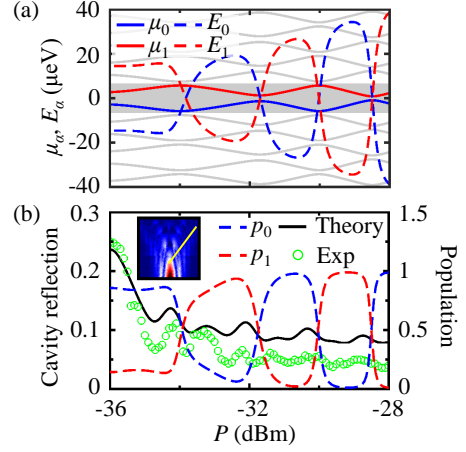


FIG. 3. (a) Floquet spectrum (solid) in the first Brillouin zone (shaded area) and corresponding mean energies (dashed). Gray lines mark the sidebands of the quasienergies. The microwave power and the detuning are both varied along the line in the inset of panel (b). (b) Corresponding populations in the stationary state (dashed) together with the measured (circles) and the simulated (solid) cavity response.

The analysis above provides an intuitive and qualitative picture for the emergence of the crescents in the cavity-assisted LZSM patterns, and points to the importance of the Floquet state spectrum and population. We thus examine them more closely, and calculate the mean energies and populations of the Floquet states. The solid lines in Fig. 3(a) show the quasienergies $\mu_{0,1}$ and their replica for parameters marked by the line in the inset of Fig. 3(b). Most significant are the avoided quasienergy crossings located at the center and border of the Brillouin zone. Since the crossings are avoided, the resonance condition for the population, $\mu = khf_d$, will only be fulfilled approximately. At the avoided quasienergy crossings, the mean energies generically cross exactly [40].

The key to the cavity response, however, is not whether $\mu = khf_d$ can be satisfied exactly, but how the populations of the Floquet states behave. As shown in Fig. 3(b), the Floquet state with lower mean energy is populated predominantly. In this case the prefactor of the susceptibility (1) is of the order unity. However, at the avoided quasienergy crossings, the populations in both Floquet states are equal, $p_0 = p_1 = 1/2$. Consequently, the DQD susceptibility vanishes and the simulated cavity reflection assumes its minimum. In comparison, the corresponding experimental result is plotted with circles in Fig. 3(b). It shows good agreement for the positions of the minima. The magnitude of the reflection, including the visibility of the fringes, is predicted fairly well, too. For drive power beyond the second crossing, the agreement becomes more qualitative because the heating effect caused by the large power deteriorates the system coherence. Nevertheless, the agreement between experiment and simulation clearly shows that dispersive readout by a cavity can be employed to probe changes of the stationary Floquet state

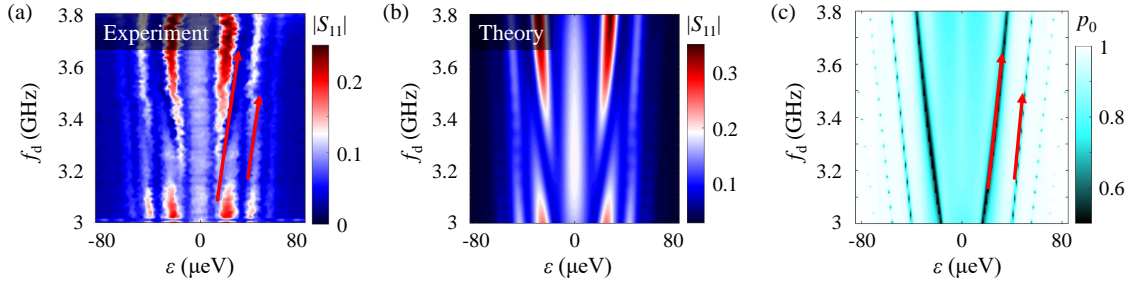


FIG. 4. (a) Resonator reflectance $|S_{11}|$ as a function of detuning ε and drive frequency f_d for power $P = -36$ dBm and $2t/h = 6.2$ GHz. Evolution of the crescents is indicated by red arrows. (b) Numerical simulation for the parameters used in panel (a). (c) Corresponding mean population of the Floquet state $|\phi_0\rangle$.

population and quasienergy crossings.

With cavity frequency ν_r fixed, the double resonance conditions can be satisfied when sweeping both the drive frequency f_d and the qubit detuning ε . As discussed above, we expect a peak in the cavity reflection for $\mu/h = \nu_r + k'f_d$, while a valley emerges for $\mu/h = kf_d$. With $\mu/h = \nu_r + k'f_d = kf_d$ ($k \neq k'$), we expect that as a function of f_d , the peaks and valleys in cavity reflection in the spectroscopy have different inclinations and cross each other.

Figure 4(a) shows the measured reflection as a function of ε and f_d in the vicinity of the one-half resonance $\nu_r/2$ at a fixed driving power. As expected, upon increasing f_d , the gaps (signifying suppression of reflection) in the cavity fringes evolve outwards and intersect the interference stripes when $f_d = \nu_r/2$. A selection of the corresponding LZSM patterns is shown in the Supplemental Material [40]. The simulated measurement in Fig. 4(b) is in good agreement with the experiment. The reduced population of the Floquet state $|\phi_0\rangle$ can be identified as the origin of the collapsing cavity signal. We also computed the expected population of the Floquet state, as shown in Fig. 4(c). Indeed, along the gaps in the interference strips, p_0 is reduced to a value considerably below unity. In short, Fig. 4 not only reconfirms the competition between the two resonances, but also shows how we can influence and electrically control this competition.

With our high impedance superconducting resonator we were able to measure a crescent-like pattern near the one-half resonance $f_d = \nu_r/2$. Theoretically, one would expect to find a similar structure for $f_d = \nu_r/3, \nu_r/4, \dots$. We have tried to experimentally resolve the one-third and the one-fourth resonance, with the result that only the “usual” cavity-assisted LZSM pattern was observed. The corresponding simulation shown in the Supplemental Material [40] resolves this seeming contradiction. While theory indeed predicts crescents for $f_d = \nu_r/3$, they are much narrower than the typical inhomogeneous broadening in GaAs [4, 49]. Hence, it is impossible to resolve them with the DQD in our experiment.

In conclusion, we have demonstrated a novel interference pattern in the Floquet spectroscopy of a driven semiconductor DQD probed by a high-impedance res-

onator. Specifically, when the driving microwave tone is at half of the resonator frequency, crescent-shaped holes/depressions appear in the LZSM interference peaks of the cavity reflection. The physical origin can be explained by competing resonance conditions for the cavity response and for the Floquet state population. A systematic investigation revealed that the resonance condition for the population is approximately fulfilled at avoided quasienergy crossings at which the stationary state of the DQD turns from an almost pure state into a mixture. Therefore the emergence of the crescents can be considered as an experimental signature of the nature of the stationary state of a strongly driven two-level system. The LZSM patterns emerging from double resonance are not particular to semiconductor-resonator hybrid systems, but should be generic for all cQED systems. They may be used to gain further insight into dissipative quantum dynamics in the presence of strong driving.

ACKNOWLEDGMENTS

This work was supported by the National Key Research and Development Program of China (Grant No. 2016YFA0301700), the National Natural Science Foundation of China (Grants No. 61922074, 11674300, 61674132, 11625419 and 11804327), the Strategic Priority Research Program of the CAS (Grant No. XDB24030601), the Anhui initiative in Quantum Information Technologies (Grant No. AHY080000), the Spanish Ministry of Science, Innovation, and Universities (Grant No. MAT2017-86717-P) and by the CSIC Research Platform on Quantum Technologies PTI-001. H.-W. J. and X. H. acknowledge financial supported by U.S. ARO through Grants No. W911NF1410346 and No. W911NF1710257, respectively. This work was partially carried out at the University of Science and Technology of China Center for Micro and Nanoscale Research and Fabrication.

SUPPLEMENTAL INFORMATION

Appendix A: Additional data

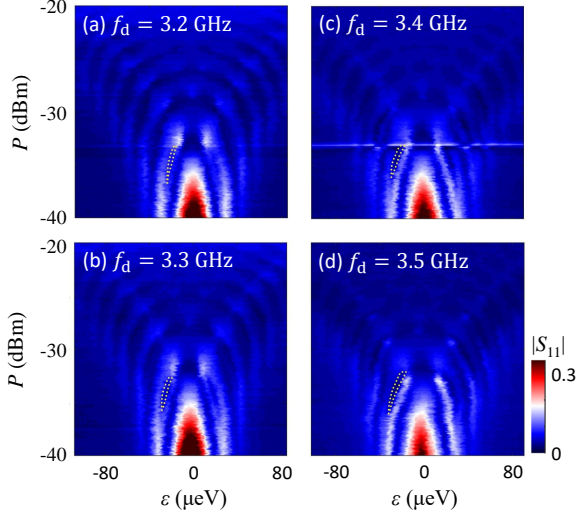


FIG. S1. LZSM interference patterns for various drive frequencies f_d near the half-resonance $\nu_r/2$ ranging from 3.2 GHz to 3.5 GHz. The crescents are outlined by yellow dotted lines.

1. LZSM patterns for different drive frequencies

Here we illustrate how the crossing of the bright and the dark stripe [see Fig. 4 of the main text] manifests itself in the LZSM pattern. To this end, we slightly vary f_d around half-resonance $\nu_r/2$. The resulting measured patterns are shown in Fig. S1. With increasing drive frequency f_d , the crescent-shaped holes in the fringes move outwards, which correspond to a shift along the red arrows in Fig. 4(a).

2. Tuning the resonator frequency

Taking advantage of the tunability of the SQUID array resonator, we are able to vary also the resonance frequency ν_d by the current I_{coil} of a cm-sized coil mounted on the sample holder from 6.5 GHz to below 5.2 GHz as shown in Fig. S2(a). Tuning the resonance frequency ν_r from 6.51 GHz to 6.07 GHz while keeping the drive frequency at $f_d = 3.3$ GHz, the crescents in Fig. S2(d) vanish once the condition for double resonance, $\nu_r = n f_d$ with $n \geq 2$, is sufficiently violated. In contrast, when we decrease f_d to 2.9 GHz which is close to $\nu_r/2$ (for f_d a value below one-half resonance 3 GHz may result from the shift of the resonance frequency due to the fluctuation of the magnetic environment), crescents arise again

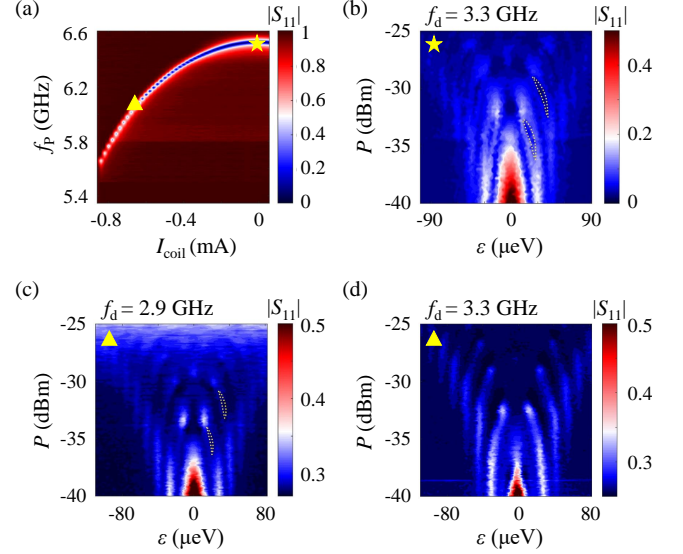


FIG. S2. (a) Reflectance spectrum $|S_{11}|$ as a function of probe frequency ν_p and current I_{coil} through the coil. Resonance frequency ν_r is tuned from 6.51 GHz to 6.07 GHz indicated by a star and a triangle respectively. (b–d) Interference patterns for different ν_r in (a) and different f_d .

in Fig. S2(c). Thus, we have tested our conjecture for the interplay of cavity reflection and Floquet state population by independently varying all relevant frequencies.

3. Crescents of higher order

In the experiment, we have observed crescents only for the one-half resonance $f_d \approx \nu_r/2$. For resonances of higher order, i.e., for $f_d \approx \nu_r/k$ with $k > 2$, only “usual” cavity-assisted LZSM interference patterns were observed. The main reason is that the LZSM fringes in the populations with decreasing drive frequency diminish [1] such that their size eventually drops below the experimental resolution.

To demonstrate this, we show in Fig. S3(a) the theoretical prediction for the cavity reflection at the one-third resonance, which exhibits very narrow crescents. However, to predict the result of a realistic measurement, we have to take into account that the level detuning ε is slowly fluctuating. This causes an inhomogeneous broadening of the order of some μeV [5, 49] which can be captured by convolving the theory data with a Gaussian of corresponding width. Figure S3(b) depicts the resulting prediction for a measurement, where we have assumed a broadening of 2.5 μeV . This blurs the LZSM pattern so much that the narrow crescents practically disappear.

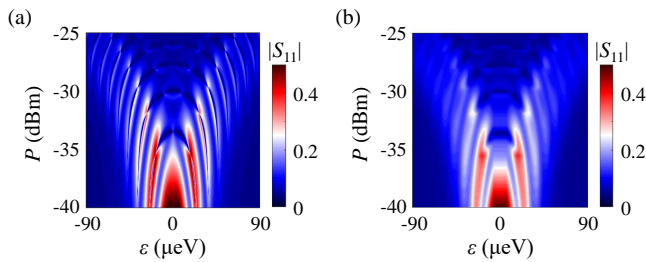


FIG. S3. (a) Theoretical prediction for the cavity response for the one-third resonance with driving frequency $f_d = 2.2 \text{ GHz} \approx \nu_r/3$. (b) The same data, but after considering for the detuning ε an inhomogeneous broadening of $2.5 \mu\text{eV}$.

Appendix B: Theoretical background and methods

In the following, we briefly review the theoretical tools and concepts used in the main text.

1. Floquet theory

The Schrödinger equation of a T -periodically driven quantum system possesses a complete set of solutions of the form [39]

$$|\psi_\alpha(t)\rangle = e^{-i\mu_\alpha t/\hbar} |\phi_\alpha(t)\rangle, \quad (\text{B1})$$

where the Floquet states $|\phi_\alpha(t)\rangle$ obey the periodicity of the driving, while the quasienergies μ_α determine the phase acquired by $|\psi_\alpha(t)\rangle$ during one driving period. Both the quasienergies and the Floquet states can be obtained by solving the Floquet eigenvalue equation

$$\mathcal{H}(t)|\phi(t)\rangle \equiv \left(H(t) - i\hbar \frac{d}{dt}\right)|\phi(t)\rangle = \mu|\phi(t)\rangle. \quad (\text{B2})$$

The quasienergy spectrum has a Brillouin zone structure, which means that they are defined only up to multiples of energy quantum of the driving field, $\hbar\Omega$, where $\Omega = 2\pi/T$ is the angular frequency of the driving. As the quasienergies follow from an eigenvalue equation, they exhibit level repulsion, i.e., in the absence of symmetries they generically form avoided crossings. At such avoided crossings the participating states interchange their physical properties, in particular their mean energies

$$E_\alpha = \frac{1}{T} \int_0^T dt \langle \psi_\alpha(t) | H(t) | \psi_\alpha(t) \rangle. \quad (\text{B3})$$

This implies that at avoided quasienergy crossings, the corresponding mean energies cross exactly.

2. Floquet spectrum of the two-level system

In the main text, we describe the DQD by the two-level Hamiltonian

$$H(t) = \frac{\Delta}{2} \sigma_x + \frac{\varepsilon + A \cos(\Omega t)}{2} \sigma_z, \quad (\text{B4})$$

where Δ is interdot tunnel coupling, A is the drive amplitude and $\sigma_{x,y,z}$ are Pauli matrices. Let us consider the transformation of the corresponding Floquet Hamiltonian $\mathcal{H} = H(t) - i\hbar d/dt$ under the anti-unitary transformation $\theta = i\sigma_y K$, where K causes complex conjugation, i.e., $KzK^{-1} = z^*$. One readily sees that $\theta\mathcal{H}(t)\theta^{-1} = -\mathcal{H}(t)$ (notice that for the present reasoning, we do not invert the time argument of the Hamiltonian), which implies that any solution of the Floquet equation (B2) with eigenvalue μ has a time-reversed partner with eigenvalue $-\mu$. It is therefore convenient to choose the Brillouin zone symmetrically around zero, $-\hbar\Omega/2 < \mu_\alpha \leq \hbar\Omega/2$, which for the two-level system ensures the relation $\mu_0 + \mu_1 = 0$.

It is now tempting to conclude that (exact) quasienergy crossings can occur only when $\mu_0 = \mu_1 = 0$. This however, would ignore crossings with equivalent states from other Brillouin zones with quasienergies shifted by multiples of $\hbar\Omega$. Taking them into account yields for the crossings the more general condition $\mu_0 + k\hbar\Omega = \mu_1$, where k may be any integer, such that $\mu_0 = k\hbar\Omega/2$. This means that for the Hamiltonian (B4), quasienergies may cross only at the border or in the middle of the Brillouin zone. In the absence of symmetries, the crossings are generally avoided, but nevertheless are found under the same condition, see Fig. 3(a) of the main text.

3. Stationary state of a driven system

In quantum mechanics, dissipation can be modeled by coupling the system to a heat bath. For weak dissipation, one eliminates the bath by second order perturbation theory to obtain a Markovian master equation for the reduced density operator. For a driven system, Floquet states form a suitable basis for the numerical treatment of such master equations, because then the driving is already included by the choice of the basis [45]. Finally, one obtains for the populations p_α of the Floquet states a rate equation of the form

$$\dot{p}_\alpha = \sum_\beta (w_{\alpha \leftarrow \beta} p_\beta - w_{\beta \leftarrow \alpha} p_\alpha). \quad (\text{B5})$$

The transitions rates $w_{\alpha \leftarrow \beta}$ are given by golden-rule like expressions for the transitions matrix elements of the operator that couples the system to the bath. In the numerical calculations of the main text, this coupling is established via the qubit operator σ_x . This choice leads to the usually observed generic LZSM pattern [44] and fits the observation rather well.

Generally, this master equation possesses a unique stationary solution with $\dot{p}_\alpha = 0$ for all α , despite that it does not fulfill a detailed balance condition. The latter makes it virtually impossible to find a generic formal solution for the stationary state. Nevertheless, in a few cases this is possible. Here we sketch two typical limits and apply the ideas to the driven two-level system described by the Hamiltonian (B4).

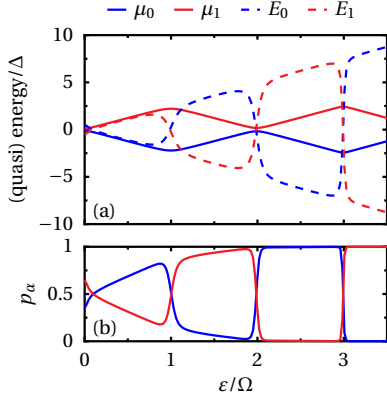


FIG. S4. (a) Quasienergies (solid lines) and mean energies (dashed) for the driven two-level system as function of the detuning for driving frequency $\Omega = 5\Delta$ and amplitude $A = 2\Delta$ at zero temperature in the weak coupling limit. The bath couples to the system operator σ_x . (b) Population of the corresponding Floquet states in the stationary limit.

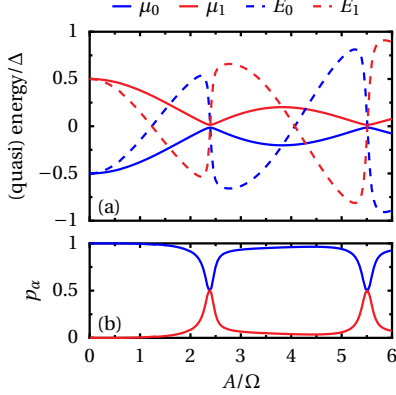


FIG. S5. The same as Fig. S4 for detuning $\varepsilon = 0.03\Delta$ as function of the driving amplitude for a bath coupled via σ_z , which far from the quasienergy crossings leads to a Floquet-Gibbs state.

For small or intermediate frequencies, a natural guess is that the system eventually resides in the Floquet state with the smallest mean energy, possibly with a small admixture of other Floquet states. This was indeed found for system with mixed chaotic/regular phase space with some exception close to avoided crossings [14]. For the present case of a two-level system, the spectra and the populations are shown in Fig. S4. This confirms that far from the crossings, the state with smaller mean energy is predominantly occupied. At the center of the crossing, however, both states have equal mean energy and, consequently, we observe a mixture of both Floquet states, where each one is occupied with probability $p_0 \approx p_1 \approx 1/2$.

For high-frequency driving, the system may be mapped approximately to a time-independent Hamiltonian [41, 42]. If in addition, the system-bath coupling commutes with the driving, one often finds a Floquet-Gibbs state,

i.e., a statistical mixture that resembles a Gibbs states but with the energies replaced by quasienergies [12, 13], provided that the Brillouin zone is chosen such that it covers the spectrum of the undriven system. For the two-level system, this was found for zero detuning [13]. For small detuning this is still valid, as can be appreciated in Fig. S5. In panel (b), we indeed see that, in contrast to Fig. S4(b), the populations are governed by the quasienergies.

These situations emphasize the role of avoided quasienergy crossings for the long-time solution of a driven dissipative quantum system. The characteristic feature is that far from the crossings, one Floquet state dominates, while at the crossings, both states are equally populated. In our experiment, these equal populations are responsible for the emergence of crescents in the LZSM patterns.

4. AC-driving and dispersive readout

A Floquet theory for the response of a microwave cavity coupled to a periodically driven double quantum dot (DQD) has been derived in Ref. [11]. Its cornerstones are summarized in the following. The central idea of dispersive readout is that a resonantly driven cavity acts via a coupling $H_{\text{coupl}} = g_c Z(a + a^\dagger)$ with some system operator Z and the creation and annihilation operators a^\dagger and a of a cavity photon on the DQD (or any other quantum system). In turn the DQD acts back to the cavity, which leads to a frequency shift of the cavity that provides information on the DQD state. Within linear-response theory, this backaction is captured by the susceptibility $\chi(t, t') = -i\langle [Z(t), Z(t')] \rangle \theta(t - t')$ with θ the Heaviside step function and $Z = \sigma_z$ the Pauli operator that couples the DQD to the cavity. If the DQD experiences an additional external driving, the susceptibility depends explicitly on both times. In the case of periodic driving, after a transient stage, $\chi(t, t') = \chi(t + T, t' + T)$, which implies that $\chi(t, t - \tau)$ with $\tau = t - t'$ is T -periodic in t .

The susceptibility χ allows one to calculate via input-output theory [35, 43] the reflection of our one-sided cavity to read

$$S_{11} = \frac{a_{\text{out}}}{a_{\text{in}}} = 1 + \frac{i\kappa_i}{\omega_c - \omega + g_c^2 \chi^{(0)}(\omega) - i\kappa/2}, \quad (\text{B6})$$

where $\kappa_{i,e}$ are the internal and external loss rates of the cavity, while the total loss $\kappa = \kappa_i + \kappa_e$.

The impact of the DQD is contained in the $k = 0$ component of the Fourier transformed susceptibility

$$\chi^{(k)}(\omega) = \int_0^\infty \left[\frac{1}{T} \int_0^T e^{ik\Omega t + i\omega t} \chi(t, t - \tau) dt \right] d\tau, \quad (\text{B7})$$

where for $k = 0$ the t -integration corresponds to the average over one driving period which is equivalent to averaging over the phase of the driving. When the DQD is described by a density operator $\rho_\infty = \sum_\alpha p_\alpha |\phi_\alpha(t)\rangle \langle \phi_\alpha(t)|$

with probabilities p_α computed as described above, one obtains for the susceptibility after some algebra the expression [11]

$$\chi^{(0)}(\omega) = \sum_{\alpha,\beta,k} \frac{(p_\alpha - p_\beta)|Z_{\alpha\beta,k}|^2}{\omega + \mu_\alpha - \mu_\beta - k\Omega + i\gamma_{\alpha\beta}/2}. \quad (\text{B8})$$

Here, $Z_{\alpha\beta,k}$ denotes the k th Fourier component of the T -periodic transition matrix element $Z_{\alpha\beta}(t) = \langle \phi_\alpha(t) | Z | \phi_\beta(t) \rangle$, while the dephasing rates $\gamma_{\alpha\beta}$ have been introduced phenomenologically.

-
- [1] S. N. Shevchenko, S. Ashhab, and F. Nori, Landau-Zener-Stückelberg interferometry, *Phys. Rep.* **492**, 1 (2010).
- [2] W. D. Oliver, Y. Yu, J. C. Lee, K. K. Berggren, L. S. Levitov, and T. P. Orlando, Mach-Zehnder interferometry in a strongly driven superconducting qubit, *Science* **310**, 1653 (2005).
- [3] M. Sillanpää, T. Lehtinen, A. Paila, Y. Makhlin, and P. Hakonen, Continuous-time monitoring of Landau-Zener interference in a Cooper-pair box, *Phys. Rev. Lett.* **96**, 187002 (2006).
- [4] G. Cao, H.-O. Li, T. Tu, L. Wang, C. Zhou, M. Xiao, G.-C. Guo, H.-W. Jiang, and G.-P. Guo, Ultrafast universal quantum control of a quantum-dot charge qubit using Landau-Zener-Stückelberg interference, *Nature Commun.* **4**, 1401 (2013).
- [5] F. Forster, G. Petersen, S. Manus, P. Hänggi, D. Schuh, W. Wegscheider, S. Kohler, and S. Ludwig, Characterization of qubit dephasing by Landau-Zener-Stückelberg-Majorana interferometry, *Phys. Rev. Lett.* **112**, 116803 (2014).
- [6] M. P. Silveri, K. S. Kumar, J. Tuorila, J. Li, A. Vepsäläinen, E. V. Thuneberg, and G. S. Paraoanu, Stückelberg interference in a superconducting qubit under periodic latching modulation, *New J. Phys.* **17**, 043058 (2015).
- [7] A. Bogan, S. Studenikin, M. Korkusinski, L. Gaudreau, P. Zawadzki, A. S. Sachrajda, L. Tracy, J. Reno, and T. Hargett, Landau-Zener-Stückelberg-Majorana interferometry of a single hole, *Phys. Rev. Lett.* **120**, 207701 (2018).
- [8] X. Mi, S. Kohler, and J. R. Petta, Landau-Zener interferometry of valley-orbit states in Si/SiGe double quantum dots, *Phys. Rev. B* **98**, 161404(R) (2018).
- [9] D. M. Berns, M. S. Rudner, S. O. Valenzuela, K. K. Berggren, W. D. Oliver, L. S. Levitov, and T. P. Orlando, Amplitude spectroscopy of a solid-state artificial atom, *Nature (London)* **455**, 51 (2008).
- [10] A. Ferrón, D. Domínguez, and M. J. Sánchez, Dynamic transition in Landau-Zener-Stückelberg interferometry of dissipative systems: The case of the flux qubit, *Phys. Rev. B* **93**, 064521 (2016).
- [11] S. Kohler, Dispersive readout: Universal theory beyond the rotating-wave approximation, *Phys. Rev. A* **98**, 023849 (2018).
- [12] M. Hartmann, D. Poletti, M. Ivanchenko, S. Denisov, and P. Hänggi, Asymptotic Floquet states of open quantum systems: the role of interaction, *New J. Phys.* **19**, 083011 (2017).
- [13] G. Engelhardt, G. Platero, and J. Cao, Discontinuities in driven spin-boson systems due to coherent destruction of tunneling: Breakdown of the Floquet-Gibbs distribution, *Phys. Rev. Lett.* **123**, 120602 (2019).
- [14] S. Kohler, R. Utermann, P. Hänggi, and T. Dittrich, Coherent and incoherent chaotic tunneling near singlet-doublet crossings, *Phys. Rev. E* **58**, 7219 (1998).
- [15] L. Magazzù, P. Forn-Díaz, R. Belyansky, J.-L. Orgiazzi, M. A. Yurtalan, M. R. Otto, A. Lupascu, C. M. Wilson, and M. Grifoni, Probing the strongly driven spin-boson model in a superconducting quantum circuit, *Nat. Commun.* **9**, 1403 (2018).
- [16] S. Haroche and J.-M. Raimond, *Exploring the Quantum: Atoms, Cavities, and Photons* (Oxford University Press, Oxford, 2006).
- [17] R. J. Thompson, G. Rempe, and H. J. Kimble, Observation of normal-mode splitting for an atom in an optical cavity, *Phys. Rev. Lett.* **68**, 1132 (1992).
- [18] M. Brune, F. Schmidt-Kaler, A. Maali, J. Dreyer, E. Hagley, J. M. Raimond, and S. Haroche, Quantum Rabi oscillation: A direct test of field quantization in a cavity, *Phys. Rev. Lett.* **76**, 1800 (1996).
- [19] D. I. Schuster, A. P. Sears, E. Ginossar, L. DiCarlo, L. Frunzio, J. J. L. Morton, H. Wu, G. A. D. Briggs, B. B. Buckley, D. D. Awschalom, and R. J. Schoelkopf, High-cooperativity coupling of electron-spin ensembles to superconducting cavities, *Phys. Rev. Lett.* **105**, 140501 (2010).
- [20] Y. Kubo, F. R. Ong, P. Bertet, D. Vion, V. Jacques, A. D. D. Zheng, J.-F. Roch, A. Auffeves, F. Jelezko, J. Wrachtrup, M. F. Barthe, P. Bergonzo, and D. Esteve, Strong coupling of a spin ensemble to a superconducting resonator, *Phys. Rev. Lett.* **105**, 140502 (2010).
- [21] J. D. Teufel, D. Li, M. S. Allman, K. Cicak, A. J. Sirois, J. D. Whittaker, and R. W. Simmonds, Circuit cavity electromechanics in the strong-coupling regime, *Nature* **471**, 204 (2011).
- [22] Y. Tabuchi, S. Ishino, T. Ishikawa, R. Yamazaki, K. Usami, and Y. Nakamura, Hybridizing ferromagnetic magnons and microwave photons in the quantum limit, *Phys. Rev. Lett.* **113**, 083603 (2014).
- [23] A. Stockklauser, P. Scarlino, J. V. Koski, S. Gasparinetti, C. K. Andersen, C. Reichl, W. Wegscheider, T. Ihn, K. Ensslin, and A. Wallraff, Strong coupling cavity QED with gate-defined double quantum dots enabled by a high impedance resonator, *Phys. Rev. X* **7**, 011030 (2017).
- [24] X. Mi, J. V. Cady, D. M. Zajac, P. W. Deelman, and J. R. Petta, Strong coupling of a single electron in silicon to a microwave photon, *Science* **355**, 156 (2017).
- [25] L. E. Bruhat, T. Cubaynes, J. J. Vienne, M. C. Dartailh, M. M. Desjardins, A. Cottet, and T. Kontos, Circuit QED with a quantum-dot charge qubit dressed by Cooper pairs, *Phys. Rev. B* **98**, 155313 (2018).
- [26] N. Samkharadze, G. Zheng, N. Kalhor, D. Brousse, A. Sammak, U. C. Mendes, A. Blais, G. Scappucci, and L. M. K. Vandersypen, Strong spin-photon coupling in silicon, *Science* **359**, 1123 (2018).
- [27] X. Mi, M. Benito, S. Putz, D. M. Zajac, J. M. Taylor, G. Burkard, and J. R. Petta, A coherent spin-photon interface in silicon, *Nature (London)* **555**, 599 (2018).

- [28] A. J. Landig, J. V. Koski, P. Scarlino, U. C. Mendes, A. Blais, C. Reichl, W. Wegscheider, A. Wallraff, K. Ensslin, and T. Ihn, Coherent spin-photon coupling using a resonant exchange qubit, *Nature* **560**, 179 (2018).
- [29] M. R. Delbecq, L. E. Bruhat, J. J. Viennot, S. Datta, A. Cottet, and T. Kontos, Photon-mediated interaction between distant quantum dot circuits, *Nature Comm.* **4**, 1400 (2013).
- [30] D. van Woerkom, P. Scarlino, J. Ungerer, C. Müller, J. Koski, A. Landig, C. Reichl, W. Wegscheider, T. Ihn, K. Ensslin, and A. Wallraff, Microwave photon-mediated interactions between semiconductor qubits, *Phys. Rev. X* **8**, 041018 (2018).
- [31] F. Borjans, X. G. Croot, X. Mi, M. J. Gullans, and J. R. Petta, Resonant microwave-mediated interactions between distant electron spins, *Nature* **577**, 195 (2020).
- [32] B.-C. Wang, T. Lin, H.-O. Li, S.-S. Gu, M.-B. Chen, G.-C. Guo, H.-W. Jiang, X. Hu, G. Cao, and G.-P. Guo, Correlated spectrum of distant semiconductor qubits coupled by microwave photons (2020), arXiv:2001.11303 [cond-mat.mes-hall].
- [33] K. D. Petersson, L. W. McFaul, M. D. Schroer, M. Jung, J. M. Taylor, A. A. Houck, and J. R. Petta, Circuit quantum electrodynamics with a spin qubit, *Nature (London)* **490**, 380 (2012).
- [34] T. Frey, P. J. Leek, M. Beck, A. Blais, T. Ihn, K. Ensslin, and A. Wallraff, Dipole coupling of a double quantum dot to a microwave resonator, *Phys. Rev. Lett.* **108**, 046807 (2012).
- [35] A. Blais, R.-S. Huang, A. Wallraff, S. M. Girvin, and R. J. Schoelkopf, Cavity quantum electrodynamics for superconducting electrical circuits: An architecture for quantum computation, *Phys. Rev. A* **69**, 062320 (2004).
- [36] F. Arute, K. Arya, R. Babbush, D. Bacon, J. C. Bardin, R. Barends, R. Biswas, S. Boixo, F. G. S. L. Brandao, D. A. Buell, B. Burkett, Y. Chen, Z. Chen, B. Chiaro, R. Collins, W. Courtney, A. Dunsworth, E. Farhi, B. Foxen, A. Fowler, C. Gidney, M. Giustina, R. Graff, K. Guerin, S. Habegger, M. P. Harrigan, M. J. Hartmann, A. Ho, M. Hoffmann, T. Huang, T. S. Humble, S. V. Isakov, E. Jeffrey, Z. Jiang, D. Kafri, K. Kechedzhi, J. Kelly, P. V. Klimov, S. Knysh, A. Korotkov, F. Kostriksa, D. Landhuis, M. Lindmark, E. Lucero, D. Lyakh, S. Mandra, J. R. McClean, M. McEwen, A. Megrant, X. Mi, K. Michielsen, M. Mohseni, J. Mutus, O. Naaman, M. Neeley, C. Neill, M. Y. Niu, E. Ostby, A. Petukhov, J. C. Platt, C. Quintana, E. G. Rieffel, P. Roushan, N. C. Rubin, D. Sank, K. J. Satzinger, V. Smelyanskiy, K. J. Sung, M. D. Trevithick, A. Vainsencher, B. Villalonga, T. White, Z. J. Yao, P. Yeh, A. Zalcman, H. Neven, and J. M. Martinis, Quantum supremacy using a programmable superconducting processor, *Nature* **574**, 505 (2019).
- [37] D. F. Walls and G. J. Milburn, *Quantum Optics*, 2nd ed. (Springer, Heidelberg, 1995).
- [38] P. J. Petersan and S. M. Anlage, Measurement of resonant frequency and quality factor of microwave resonators: Comparison of methods, *J. Appl. Phys.* **84**, 3392 (1998).
- [39] J. H. Shirley, Solution of the Schrödinger equation with a Hamiltonian periodic in time, *Phys. Rev.* **138**, B979 (1965).
- [40] See Supplemental Material, which includes Refs. [41–45], for details of the experimental setup, the formalism, and additional data.
- [41] M. Holthaus, Collapse of minibands in far-infrared irradiated superlattices, *Phys. Rev. Lett.* **69**, 351 (1992).
- [42] F. Großmann and P. Hänggi, Localization in a driven two-level dynamics, *Europhys. Lett.* **18**, 571 (1992).
- [43] M. J. Collett and C. W. Gardiner, Squeezing of intracavity and traveling-wave light fields produced in parametric amplification, *Phys. Rev. A* **30**, 1386 (1984).
- [44] R. Blattmann, P. Hänggi, and S. Kohler, Qubit interference at avoided crossings: The role of driving shape and bath coupling, *Phys. Rev. A* **91**, 042109 (2015).
- [45] S. Kohler, T. Dittrich, and P. Hänggi, Floquet-Markovian description of the parametrically driven, dissipative harmonic quantum oscillator, *Phys. Rev. E* **55**, 300 (1997).
- [46] J. Stehlik, Y. Dovzhenko, J. R. Petta, J. R. Johansson, F. Nori, H. Lu, and A. C. Gossard, Landau-Zener-Stückelberg interferometry of a single electron charge qubit, *Phys. Rev. B* **86**, 121303(R) (2012).
- [47] J. V. Koski, A. J. Landig, A. Pályi, P. Scarlino, C. Reichl, W. Wegscheider, G. Burkard, A. Wallraff, K. Ensslin, and T. Ihn, Floquet spectroscopy of a strongly driven quantum dot charge qubit with a microwave resonator, *Phys. Rev. Lett.* **121**, 043603 (2018).
- [48] S. N. Shevchenko, A. I. Ryzhov, and F. Nori, Low-frequency spectroscopy for quantum multilevel systems, *Phys. Rev. B* **98**, 195434 (2018).
- [49] K. D. Petersson, J. R. Petta, H. Lu, and A. C. Gossard, Quantum coherence in a one-electron semiconductor charge qubit, *Phys. Rev. Lett.* **105**, 246804 (2010).