

Anomalous gap ratio in anisotropic superconductors: aluminum under pressure

Rustem Khasanov^{1,*} and Igor I. Mazin^{2,3}

¹Laboratory for Muon Spin Spectroscopy, Paul Scherrer Institut, CH-5232 Villigen PSI, Switzerland

²Department of Physics and Astronomy, George Mason University, Fairfax, Virginia 22030, USA

³Quantum Science and Engineering Center, George Mason University, Fairfax, Virginia 22030, USA

Pressure dependence of the thermodynamic critical field B_c in elemental aluminum was studied by means of the muon-spin rotation/relaxation technique. Pressure enhances the deviation of $B_c(T)$ from the parabolic behavior, expected for a typical type-I superconductor, thus suggesting the weakening of the gap ratio $\langle\alpha\rangle = \langle\Delta\rangle/k_B T_c$ ($\langle\Delta\rangle$ is the average value of the superconducting energy gap, T_c is the transition temperature and k_B is the Boltzmann constant). With the pressure increase from 0.0 to $\simeq 1.6$ GPa, $\langle\alpha\rangle$ decreases almost linearly from 1.73 to 1.67. Our results imply, therefore, that in elemental aluminum the gap ratio $\langle\alpha\rangle$ is smaller than the weak-coupled BCS prediction $\alpha_{\text{BCS}} \simeq 1.764$ and it is even further reduced under pressure.

In superconducting materials the coupling strength is generally established by comparing the reduced gap (the ratio of the energy gap Δ to the transition temperature T_c) with the universal weak-coupling BCS number $\alpha_{\text{BCS}} = \Delta/k_B T_c = e^{\gamma_E}/\pi \simeq 1.764$ (γ_E is the Euler constant, and k_B is the Boltzmann constant).^{1–3} Based on such comparison, the superconductors are divided into the strong-coupled ($\alpha \gg 1.764$), intermediate-coupled ($\alpha \gtrsim 1.764$) and weak-coupled ($\alpha \simeq 1.764$) classes. This division has a profound physical meaning: the universal value α_{BCS} corresponds to the temperature at which the order parameter is destroyed by its own thermal fluctuations. Any additional pair-breaking agent can only suppress T_c and, thus, increase α above the α_{BCS} value.

More accurate than BCS, the Eliashberg theory, accounts for the fact that while virtual phonons bind electrons into Cooper pairs, the real (thermal) phonons break them. In the weak-coupling limit, by definition, T_c is exponentially smaller than the energy of the pairing bosons, so the concentration of thermal excited bosons, interacting with superconducting electrons, is exponentially low. Consequently, the reduced gap stays exponentially close to α_{BCS} . As coupling becomes stronger, T_c becomes larger, compared to the boson frequencies, and the pair-breaking effect of real phonons is not negligible anymore. With temperature, their number, and, correspondingly, their pair breaking effect grows, and superconductivity becomes destroyed at $T_c < T_{c,\text{BCS}}$. Thus, the reduced gap $\alpha = \Delta/k_B T_c > \Delta/k_B T_{c,\text{BCS}} = \alpha_{\text{BCS}}$. By modifying the phonon spectrum, *i.e.* by adding very soft phonons, one can generate a paradoxical situation, where superconductivity is physically from weak-coupling (the phonons generating T_c are exponentially harder than the gap), and yet have a huge α ratio.⁴ One may also consider two different type of bosons, one pairing and the other pair breaking even in virtual diagrams (for instance, the former may be phonons and the latter spin fluctuations),⁵ albeit, generally speaking, such a situation should also lead to an enhancement of α .

An opposite effect, a phonon spectrum that would render $\alpha < \alpha_{\text{BCS}}$, appears, on the first glance, impossible (barring a dramatic change of the actual phonon

spectrum between $T = 0$ and $T = T_c$). Note however, that the above consideration implicitly assumes the superconducting state characterized by one single order parameter, single in the sense that there is one number for all Cooper pairs in the system. This assumption is, of course, violated in such cases as multiband and(or) anisotropic superconductivity, where the order parameters vary over the Fermi surface. In that case, T_c is uniquely defined, but the way how one collapses the function $\Delta(\mathbf{k})$ to a single average number $\langle\Delta\rangle$ is ambiguous. Interestingly, some most natural definitions of $\langle\Delta\rangle$, resulting from experimental methods of measuring the order parameter, may actually render the apparent $\langle\alpha\rangle = \langle\Delta\rangle/k_B T_c$ to be smaller than α_{BCS} .

The elemental aluminum is often cited as a canonical weak-coupling superconductor. Indeed, the tunneling experiments of Blackford and March,⁶ performed on Al polycrystalline films resulted in $\alpha = 1.765(5)$, in excellent agreement with the BCS prediction. At the same time, experiments on high-quality aluminum single crystals revealed that the superconducting gap is anisotropic, *i.e.* it has different value along different crystallographic directions. The α value was found to vary from $\simeq 1.5$ to $\simeq 1.8$,^{7–9} around the Fermi surface. This suggests, after a closer look, that the average reduced gap $\langle\Delta\rangle$ (of course, depending on the averaging protocol) may become smaller than the universal BCS limit.^{10,11}

The first attempts to evaluate gap anisotropy of superconducting aluminum theoretically go back to 1971.^{12,13} These were using empirical model pseudopotentials and a spherical Fermi surface, and were later somewhat improved to include a realistic Fermi surface.¹⁴ Meza-Montes *et al.*¹⁵ improved that further by taking into account the anisotropy of the Coulomb pseudopotential μ^* , albeit they never took into account the anisotropy of the logarithmic renormalization of μ^* , even though it can be argued to be more important.¹⁶ While these calculations may be considered subpar by modern standards, they agree qualitatively with the experimental observations of Refs. 7–9 (see also a cumulative table in Ref. 17). It is interesting to note, that one of the early theoretical predictions, which is not verified experimentally so far, sug-

gest that the gap anisotropy in aluminum should greatly increase with the applied pressure p .¹⁸

In this paper we present experimental evidence that the reduced thermodynamic gap in elemental aluminum, defined as the gap corresponding to the thermodynamic critical field, $\langle \Delta \rangle = B_c(0)/\sqrt{4\pi N(0)}$ [$N(0)$ is the density of states at the Fermi level and $B_c(0) = B_c(T=0)$ is the zero-temperature value of the thermodynamic critical field], is *smaller* than α_{BCS} and it *decreases* under pressure. The analysis of the experimental $B_c(T, p)$ dependencies within the anisotropic gap model of Clem,^{10,11} suggest that the mean-squared anisotropy value

$$\langle a^2 \rangle \equiv \frac{[\Delta(\mathbf{k}) - \langle \Delta \rangle]^2}{\langle \Delta \rangle^2} \quad (1)$$

changes, as the pressure increases from $p = 0.0$ to $\simeq 1.6$ GPa, from $\langle a^2 \rangle \simeq 0.013$ to $\simeq 0.035$, which, in turn, leads to a decrease of $\langle \alpha \rangle$ from 1.73 to 1.67.

The description of cylindrically shaped Al samples, piston-cylinder type of pressure cells, and transverse-field muon-spin rotation/relaxation (TF- μ SR) under pressure experiments are given in the Supplementary part of the manuscript.¹⁹

The TF- μ SR measurements were performed in the intermediate state of superconducting aluminum, *i.e.* when the sample volume is separated into the normal state and the superconducting (Meissner) domains.^{2,3,20–27} The external field B_{ex} was applied perpendicular to the sample's cylindrical axis. In this geometry the demagnetization factor was estimated to be $n \simeq 0.42$,^{19,28} so the intermediate state was set in the region of $B_c < B_{\text{ex}} \lesssim 0.58B_c$. The modified $B-T$ -scan measuring scheme, as discussed in Refs. 25,27, was used. At each particular temperature the measured points were reached by first decreasing B_{ex} to zero and then increasing it back to the measuring ones. The $B-T$ points were taken along $\simeq 0.9$, 0.825, 0.75, and $0.675B_c(T)$ lines by considering the $B_c(p, T)$ curves as they were determined in Refs. 29,30. Such a procedure allows us to exclude effects of ‘supercooling’,^{31–39} which were found to be particularly strong in the elemental aluminum superconductor.^{31,32,38}

The temperature dependencies of the thermodynamic critical field B_c at pressures ranging from $p = 0.0$ to $\simeq 1.56$ GPa are presented in Fig. 1 (a). The magnetic field distribution in a type-I superconductor in the intermediate state, which is probed directly by means of TF- μ SR, consists of two peaks corresponding to the response of the domains remaining in the Meissner state ($B = 0$) and in the intermediate state ($B \equiv B_c > B_{\text{ex}}$). Consequently, in TF- μ SR experiments the value of B_c is directly and very precisely determined by measuring the position of $B > B_{\text{ex}}$ peak.^{24–27,39–44} The raw TF- μ SR data and details of the data analysis procedure, are presented in the Supplementary part of the manuscript.¹⁹ Deviations of the B_c vs. T curves from the parabolic function: $D(T^2) = B_c(T^2) - B_c(0)[1 - (T/T_c)^2]$ are shown in Fig. 1 (b). Following Refs. 10,11,45–48 the shape of $D(T^2)$ depends strongly on the $\Delta/k_B T_c$ ratio and it is

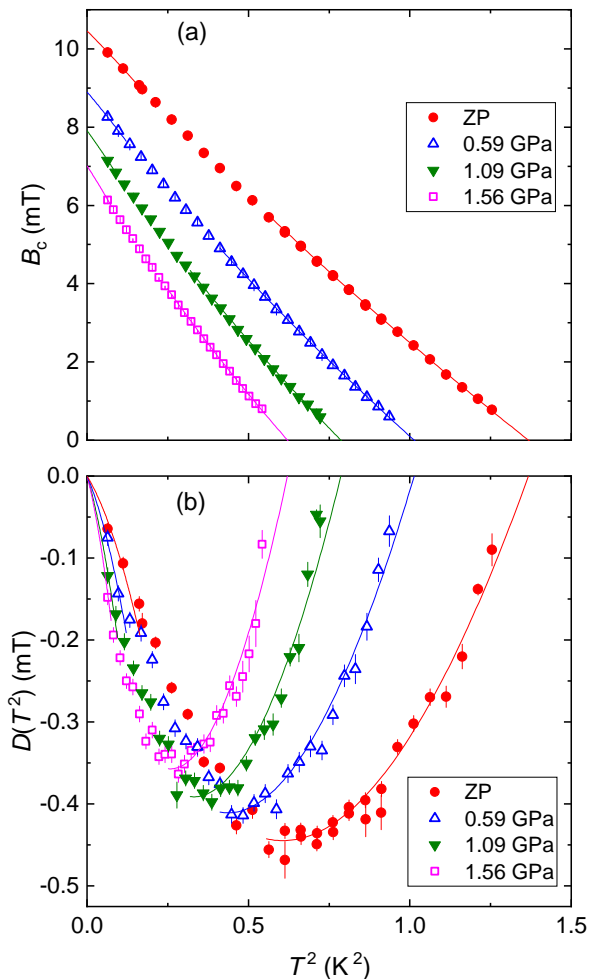


FIG. 1: (a) Temperature dependencies of the thermodynamic critical field B_c of elemental aluminum measured at pressures $p = 0.0$, 0.59, 1.09, and 1.56 GPa. The solid lines are fits of Eqs. 2, 4 to the low-temperature [$(T/T_c)^2 < 0.1$] and the high-temperature [$0.5 < (T/T_c)^2 < 1$] parts of $B_c(T^2, p)$ data, respectively. (b) Temperature dependencies of the deviation function $D(T^2) = B_c(T^2) - B_c(0) \cdot [1 - (T/T_c)^2]$ at pressures $p = 0.0$, 0.59, 1.09, and 1.56 GPa. The solid lines are fits of Eqs. 3, 5 to the low-temperature and the high-temperature parts of $D(T^2, p)$ data, respectively.

also expected to be sensitive to the symmetry of the superconducting energy gap.

Bearing in mind the anisotropic single gap behavior of elemental aluminum at ambient pressure,^{7–9} the analysis of $B_c(T, p)$ dependencies was performed by means of the phenomenological model of Clem,^{10,11} which considers effects of gap anisotropy on fundamental thermodynamic quantities of a superconductor, and is correct in the weak anisotropy limit. Strictly speaking, the analysis of temperature dependencies of various thermodynamic quantities in an anisotropic superconductor requires the exact knowledge of a momentum dependence of the superconducting energy gap, as well as the shape of the Fermi surface. Using the spherical Fermi surface approx-

imation, Clem¹⁰ obtained the analytical expressions for $B_c(T)$ and $D(T)$ in the low- and the high-temperature regimes in terms of the mean-squared anisotropy, Eq. 1.

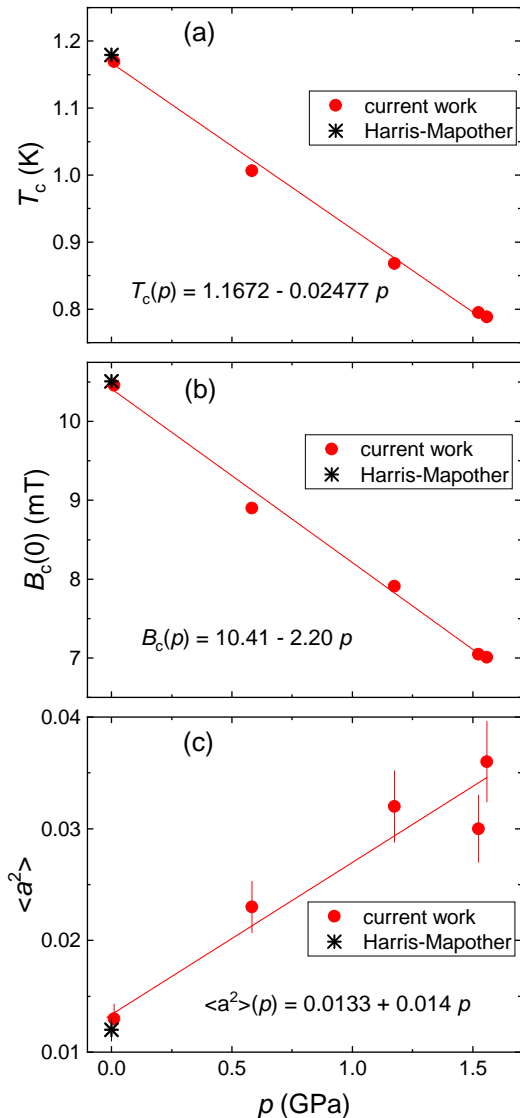


FIG. 2: Pressure dependence of: (a) the superconducting transition temperature T_c ; (b) the zero-temperature value of the thermodynamic critical field $B_c(0)$; and (c) the mean-squared anisotropy $\langle a^2 \rangle$ of elemental aluminum. The quantities were obtained from the analysis of $B_c(T^2, p)$ and $D(T^2, p)$ data within the framework of anisotropic model of Clem.^{10,11} The circles are the data from the present study, and the asterisks are obtained by analyzing the data of Harris and Mapother.⁴⁸ The lines are linear fits.

Following Clem,¹⁰ in the low-temperature regime ($T/T_c \lesssim 0.3$):

$$b_c(t) \simeq 1 - 1.057(1 + 2\langle a^2 \rangle)t^2 - 0.559(1 + 4\langle a^2 \rangle)t^2 \quad (2)$$

and

$$D(t) \simeq -(0.057 + 2.11\langle a^2 \rangle)t^2 - 0.559(1 + 4\langle a^2 \rangle)t^4. \quad (3)$$

Here, the notations of the reduced temperature $t = T/T_c$ and the reduced field $b_c(t) = B_c(T)/B_c(T=0)$ are used.

At higher temperatures ($0.7 \lesssim T/T_c \lesssim 1$), the equations for $b_c(t)$ and $D(t)$ become:¹⁰

$$b_c(t) \simeq 1.7367(1 - \langle a^2 \rangle)(1 - t)^2[1 - (0.273 - 0.908\langle a^2 \rangle) - (0.0949 - 0.037\langle a^2 \rangle)(1 + t)] \quad (4)$$

and

$$D(t) \simeq -0.1317(1 + 6.6\langle a^2 \rangle)(1 - t^2) + 0.0986(1 + 3\langle a^2 \rangle)(1 - t^2)^2 + 0.0287(1 + 6.15\langle a^2 \rangle)(1 - t^2)^3. \quad (5)$$

The results of the fit of Eqs. 2, 4 and Eqs. 3, 5 to the $B_c(T^2, p)$ and $D(T^2, p)$ data are presented in Figs. 1 (a) and (b) by solid lines. The parameters obtained from the fits, namely the superconducting transition temperature T_c , the zero-temperature value of the thermodynamic critical field $B_c(0)$, and the mean-squared anisotropy $\langle a^2 \rangle$ are summarized in Fig. 2. In addition to the results of the present study, the experimental $B_c(T, p = 0)$ data of Harris and Mapother, Ref. 48, were also reanalyzed (black asterisk symbols at Figs. 2 and 3).

From the results presented in Fig. 2 the following four important points emerge:

- (i) The fit parameters for an ambient pressure TF- μ SR data coincide with that obtained by reanalyzing the results of magnetization data of Harris and Mapother.⁴⁸
- (ii) The linear fit of $T_c(p)$ and $B_c(0, p)$ dependencies result in $dT_c/dp \simeq 0.25$ K/GPa and $dB_c(0, p)/dp \simeq 2.2$ mT/GPa, respectively, which stays in a good agreement with the previously published data.^{29,30,49,50}
- (iii) The zero-pressure value of the mean-squared anisotropy parameter was found to be $\langle a^2 \rangle \simeq 0.013$. This value stays in agreement with the results of tunneling experiments of Blackford,⁸ and Kogure *et al.*⁹ and the low-temperature specific heat measurements of Cheechee *et al.*⁵¹ reporting $\langle a^2 \rangle \simeq 0.009 - 0.01$. Markowitz and Kadanoff⁵² estimate $\langle a^2 \rangle \simeq 0.011$, by analyzing measurements of the critical temperature as a function of impurity doping by Chanin *et al.*⁵³ The theoretical predictions of Leavens and Carbotte^{13,54} and Meza-Montes *et al.*¹⁵ gave $\langle a^2 \rangle = 0.0084$ and 0.015 , respectively.
- (iv) With the pressure increase from $p = 0.0$ to $\simeq 1.6$ GPa the mean-squared anisotropy parameter $\langle a^2 \rangle$ almost triples, from $\simeq 0.013$ to $\simeq 0.035$ [see Fig. 2 (c)]. Bearing in mind that within the model of Clem^{10,11} the anisotropic gap behavior follows:

$$\Delta(\mathbf{k}) = \langle \Delta \rangle [1 + a(\mathbf{k})],$$

this suggests that the ratio between the smallest and the biggest gap [$\Delta(\mathbf{k})^{\max}/\Delta(\mathbf{k})^{\min}$] increases from $\simeq 1.25$ at ambient pressure to $\simeq 2.2$ at $p \simeq 1.6$ GPa. Here, the simplest case (the two-gap case) with $a(\mathbf{k}) = \pm a_0$ and with the equal weight of $\langle \Delta \rangle (1 \pm a_0)$ gaps was considered.

As the next step, we are going to compare the results of present study with the calculations of Leavens and

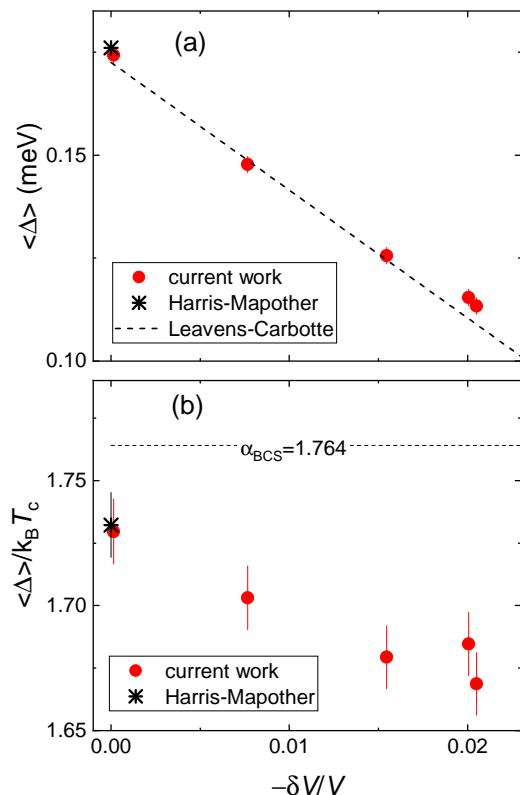


FIG. 3: (a) Dependence of the averaged gap value $\langle \Delta \rangle$ on the relative volume change $-\delta V/V$. The dashed line is the theory prediction of Leavens and Carbotte.¹⁸ (b) Dependence of $\langle \alpha \rangle = \langle \Delta \rangle / k_B T_c$ on $-\delta V/V$. The dashed line is the weak-coupling BCS number $\alpha_{\text{BCS}} \simeq 1.764$. The closed circles correspond to the data obtained within the present study. The black asterisks are parameters obtained after analyzing the data of Harris and Mapother.⁴⁸

Carbotte.¹⁸ Figure 3 (a) compares the average gap values $\langle \Delta \rangle$ as a function of the reduced volume $-\delta V/V$. From the present data the value of $\langle \Delta \rangle$ was calculated via:¹⁰

$$\frac{\langle \Delta \rangle}{k_B T_c} = 1.764 \left(1 - \frac{3}{2} \langle a^2 \rangle \right)$$

and the relative volume change was obtained as $-\delta V/V = K \cdot p$ ($K \simeq 76$ GPa is the bulk modulus of aluminum, Ref. 55). Figure 3 (a) points to a very good agreement between the theory and the experiment.

Figure 3 (b) shows the dependence of $\langle \alpha \rangle = \langle \Delta \rangle / k_B T_c$ on the relative volume change $-\delta V/V$. The results presented in the graph are two-fold:

(i) All the experimental points lie below the weak-coupling BCS value $\alpha_{\text{BCS}} \simeq 1.764$. As already stays in the introduction, it is not possible for isotropic superconductor to have the coupling strength parameter smaller than the universal BCS number: $\alpha \not\leq \alpha_{\text{BCS}}$. This implies that the superconducting energy gap in elemental aluminum *must* be anisotropic and it *remains* anisotropic within the full pressure range studied here. Only in this particular case $\langle \alpha \rangle$ of aluminum may

become smaller than α_{BCS} .

(ii) The sample compression leads to continuous decrease of $\langle \alpha \rangle$. Our experiments for aluminum indicate that the effect is quite large. $\langle \alpha \rangle$ decreases by slightly more than 5% for a relative volume change of $\simeq 2\%$.

Leavens and Carbotte, Ref. 18, provided a simple explanation for the pressure dependence of the superconducting gap anisotropy. Following Refs. 10,18, the dominant source of the gap anisotropy is the anisotropy of the phonon mediated electron-electron interaction. When the metal is subjected to a hydrostatic pressure, the Fermi sphere and the Brillouin zone scale together, so that the shape of the complicated surface generated for the initial point (θ, ϕ) does not change. It is expected, therefore, that even though the absolute value of the electron-phonon coupling constant λ_{e-p} changes as a function of pressure, the anisotropy of the phonon induced electron-electron interaction remains unaltered. Bearing in mind that the Coulomb pseudopotential parameter μ^* changes very slowly with pressure as compared to the phonon-mediated interaction, the anisotropy in the total interaction increases. This said, full density functional theory calculations of the anisotropic Eliashberg function and \mathbf{k} -dependent order parameter in Al are highly desirable.

The above arguments would also imply, that smaller is the ratio of the electron-phonon interaction to the strength of the Coulomb interaction, the faster will be the increase of the energy gap anisotropy with pressure. In strong coupling superconductors, λ_{e-p} is about 10 times higher than $\mu^* \sim 0.1 - 0.15$, which is only weakly dependent on the material. Note that the size of μ^* is fixed by the Tolmachev logarithm:⁵⁶ $\mu^* \approx \mu / [1 + \mu \ln(\theta_D / T_c)] \approx 1 / \ln(\theta_D / T_c)$. It might be expected, therefore, that the variation of the electron-phonon interaction as a function of pressure in strongly coupled superconductors will lead to a small pressure effect on the gap anisotropy. In a weakly coupled superconductors, however, λ_{e-p} is smaller and the pressure dependence of the superconducting gap anisotropy is expected to be more pronounced. This is definitively the case of aluminum, where $\lambda_{e-p} \sim 4\mu^*$.

To conclude, the pressure dependence of the thermodynamic critical field B_c in elemental aluminum was studied by means of the muon-spin rotation/relaxation. Pressure was found to enhance the deviation of $B_c(T)$ from the parabolic behavior, thus suggesting the weakening of the reduced gap $\langle \alpha \rangle = \langle \Delta \rangle / k_B T_c$. The analysis of the experimental data within the anisotropic gap model of Clem,^{10,11} suggests that with the pressure increase from 0.0 to $\simeq 1.6$ GPa the mean-squared anisotropy value $\langle a^2 \rangle$ changes from $\simeq 0.013$ to $\simeq 0.035$, which, in turn, leads to a change of $\langle \alpha \rangle$ from 1.73 to 1.67.

This work was performed at the Swiss Muon Source (S μ S), Paul Scherrer Institute (PSI, Switzerland). RK acknowledges the technical support of Matthias Elender, Ritu Gupta and Debarchan Das. The authors acknowl-

edge helpful discussions with Rafael Fernandes.

- * Electronic address: rustem.khasanov@psi.ch
- ¹ J. Bardeen, L. N. Cooper, and J. R. Schrieffer, *Phys. Rev.* **106**, 162 (1957).
 - ² M. Tinkham, *Introduction to Superconductivity* (Krieger Publishing company, Malabar, Florida, 1975).
 - ³ C. Poole, H. Farach, R. Creswick, and R. Prozorov, *Superconductivity 3rd Edition* (Elsevier: Amsterdam, 2014).
 - ⁴ I.I. Mazin, O.V. Dolgov, A. Golubov, and S.V. Shulga, *Phys. Rev. B.* **47**, 538(1993).
 - ⁵ O.V. Dolgov, I.I. Mazin, A.A. Golubov, S.Y. Savrasov, and E.G. Maksimov, *Phys. Rev. Lett.* **95**, 257003 (2005)
 - ⁶ B.L. Blackford and R.H. March, *Can. J. Phys.* **46**, 141 (1968).
 - ⁷ G. L. Wells, J. E. Jackson, and E.N. Mitchell, *Phys. Rev. B* **1**, 3636 (1970).
 - ⁸ B.L. Blackford, *J. Low Temp. Phys.* **23**, 43 (1976).
 - ⁹ Y. Kogure, N. Takeuchi, Y. Hiki, K. Mizuno, and T. Kino, *J. Phys. Soc. Jpn.* **54**, 3506 (1985).
 - ¹⁰ J.R. Clem, *Ann. Phys. (N.Y.)* **40**, 268 (1966).
 - ¹¹ J.R. Clem, *Phys. Rev.* **153**, 449 (1967).
 - ¹² R.C. Dynes and J.P. Carbotte, *Physica* **55**, 462 (1971).
 - ¹³ C.R. Leavens and J.P. Carbotte, *Ann. Phys.* **70**, 338 (1972).
 - ¹⁴ H.K. Leung, J.P. Carbotte, and C.R. Leavens, *J. Low Temp. Phys.* **24**, 25 (1976).
 - ¹⁵ L. Meza-Montes, R.A. Brito-Orta, and R. Baquero, *J. Low Temp. Phys.* **70**, 413 (1988).
 - ¹⁶ I.I. Mazin, O.K. Andersen, O. Jepsen, A.A. Golubov, O.V. Dolgov, and J. Kortus, *Phys. Rev. B* **69**, 056501 (2004).
 - ¹⁷ X.H. Zheng and D.G. Walmsley, *Physica C* **534**, 19, (2017), Table 3.
 - ¹⁸ C.R. Leavens and J.P. Carbotte, *Can. J. Phys.* **50**, 2568 (1972).
 - ¹⁹ The Supplementary part of the manuscript describes the Al samples, the piston-cylinder type of pressure cells, and transverse-field muon-spin rotation/relaxation (TF- μ SR) under pressure experiments. The Supplemental part includes References 57–62.
 - ²⁰ C. Kittel, *Introduction to Solid State Physics, 7th Ed.*, (Wiley, India, Pvt. Limited, 2007).
 - ²¹ P.G. de Gennes, *Superconductivity of Metals and Alloys* (Benjamin, New-York, 1966).
 - ²² R. Prozorov, *Phys. Rev. Lett.* **98**, 257001 (2007).
 - ²³ R. Prozorov, A. F. Fidler, J. R. Hoberg, and P. C. Canfield, *Nature Phys.* **4**, 327 (2008).
 - ²⁴ R. Khasanov, M. M. Radonjić, H. Luetkens, E. Morenzoni, G. Simutis, S. Schönecker, W. H. Appelt, A. Östlin, L. Chioncel, and A. Amato, *Phys. Rev. B* **99**, 174506 (2019).
 - ²⁵ R. Karl, F. Burri, A. Amato, M. Donegà, S. Gvasaliya, H. Luetkens, E. Morenzoni, and R. Khasanov, *Phys. Rev. B* **99**, 184515 (2019).
 - ²⁶ R. Khasanov, H. Luetkens, A. Amato, and E. Morenzoni, *Phys. Rev. B* **101**, 054504 (2020).
 - ²⁷ R. Khasanov, R. Gupta, D. Das, A. Amon, A. Leithe-Jasper, and E. Svanidze, *Phys. Rev. Research* **2**, 023142 (2020).
 - ²⁸ R. Prozorov and V. G. Kogan, *Phys. Rev. Applied* **10**, 014030 (2018).
 - ²⁹ R.I. Boughton, J.L. Olsen, and C. Palmy, in *Progress in low-temperature physics*. Edited by C.J. Gorter, (Noorth-Holland publishing company, Amsterdam, 1970).
 - ³⁰ C. Palmy, R. Flach, and P. de Trey, *Physica* **55**, 663 (1971).
 - ³¹ J.F. Cochran, D.E. Mapother, and R.E. Mould, *Phys. Rev.* **103**, 1657 (1956).
 - ³² T.E. Faber, *Proc. Roy. Soc. (London)* **A241**, 531 (1957).
 - ³³ D. Saint-James and P.G. de Gennes, *Phys. Lett.* **7**, 306 (1963).
 - ³⁴ J.P. McEvoy, D.P. Jones, and J.G. Park, *Solid St. Commun.* **5**, 641 (1967).
 - ³⁵ J.G. Park, *Solid St. Commun.* **5**, 645 (1967).
 - ³⁶ J. Feder, *Solid St. Commun.* **5**, 299 (1967).
 - ³⁷ F.W. Smith and M. Cardona, *Solid St. Commun.* **6**, 37 (1968).
 - ³⁸ F.W. Smith, A. Baratoff, and M. Cardona, *Phys. Kondens. Mater.* **12**, 145 (1970).
 - ³⁹ V. S. Egorov, G. Solt, C. Baines, D. Herlach, and U. Zimmermann, *Phys. Rev. B* **64**, 024524 (2001).
 - ⁴⁰ M. Gladisch, D. Herlach, H. Metz, H. Orth, G. zu Putlitz, A. Seeger, H. Teichler, W. Wahl, and W. Wigand, *Hyperfine Interact.* **6**, 109 (1979).
 - ⁴¹ V.G. Grebinnik, I.I. Gurevich, V.A. Zhukov, A.I. Klimov, L.A. Levina, V.N. Maiorov, A.P. Manych, E.V. Mel'nikov, B.A. Nikol'skii, A.V. Pirogov, A.N. Ponomarev, V.S. Roganov, V.I. Selivanov, and V.A. Suetin, *Zh. Eksp. Teor. Fiz.* **79**, 518 (1980); [*Sov. Phys. JETP* **52**, 261 (1980)].
 - ⁴² H. Leng, J.-C. Orain, A. Amato, Y.K. Huang, and A. de Visser, *Phys. Rev. B* **100**, 224501 (2019).
 - ⁴³ J. Beare, M. Nugent, M.N. Wilson, Y. Cai, T.J.S. Munsie, A. Amon, A. Leithe-Jasper, Z. Gong, S. L. Guo, Z. Guguchia, Y. Grin, Y.J. Uemura, E. Svanidze, and G.M. Luke, *Phys. Rev. B* **99**, 134510 (2019).
 - ⁴⁴ V. Kozhevnikov, A. Suter, T. Prokscha, and C. Van Haendonck, *J. Supercond. Nov. Magn.* **33**, 3361 (2020).
 - ⁴⁵ H. Padamsee, J.E. Neighbor, and C.A. Shiffanin, *J. Low Temp. Phys.* **12**, 387 (1973).
 - ⁴⁶ D.C. Johnston, *Supercond. Sci. Technol.* **26**, 115011 (2013).
 - ⁴⁷ R. Khasanov, R. Gupta, D. Das, A. Leithe-Jasper, and E. Svanidze, *Phys. Rev. B* **102**, 014514 (2020).
 - ⁴⁸ E.P. Harris and D.E. Mapother, *Phys. Rev.* **165**, 522 (1968).
 - ⁴⁹ M. Levy and J.L. Olsen, *Solid St. Commun.* **2**, 137 (1964).
 - ⁵⁰ D.U. Gubser and A.W. Webb, *Phys. Rev. Lett.* **35**, 104 (1975).
 - ⁵¹ J.D.N. Cheeke and E. Ducla-Soares, *J. Low Temp. Phys.* **11**, 687 (1973).
 - ⁵² D. Markowitz and L.P. Kadanoff, *Phys. Rev.* **131**, 563 (1963).
 - ⁵³ G. Chanin, E.A. Lynton, and B. Serin, *Phys. Rev.* **114**, 719 (1959).
 - ⁵⁴ C.R. Leavens and J.P. Carbotte, *Can. J. Phys.* **49**, 724 (1971).
 - ⁵⁵ <https://periodictable.com/Properties/A/BulkModulus.al.html>
 - ⁵⁶ V.V. Tolmachev, *Dokl. Akad. Nauk SSSR*, **140**, 563 (1961).
 - ⁵⁷ R. Khasanov, Z. Guguchia, A. Maisuradze, D. Andreica,

- M. Elender, A. Raselli, Z. Shermadini, T. Goko, E. Morenzoni, A. Amato, *High Pressure Res.*, **36**, 140 (2016).
- ⁵⁸ Z. Shermadini, R. Khasanov, M. Elender, G. Simutis, Z. Guguchia, K.V. Kamenev, A. Amato, *High Pressure Res.* **37**, 449 (2017).
- ⁵⁹ K. Murata, H. Yoshino, H.O. Yadev, Y. Honda, and N. Shirakawa, *Rev. Sci. Instrum.* **68**, 2490 (1997).
- ⁶⁰ M.I. Eremets, *High Pressure Experimental Methods* (Oxford University Press, London, 1996).
- ⁶¹ S. Klotz, *Techniques in High Pressure Neutron Scattering* (CRC press, Boca Raton, 2012).
- ⁶² A. Suter and B.M. Wojek, *Phys. Procedia* **30**, 69 (2012).
- ⁶³ A. Yaouanc, and P. Dalmás de Réotier, *Muon Spin Rotation, Relaxation and Resonance: Applications to Condensed Matter* (Oxford University Press, Oxford, 2011).