

CHANNEL PRUNING VIA MULTI-CRITERIA BASED ON WEIGHT DEPENDENCY

Yangchun Yan[†], Chao Li^{‡*}, Rongzuo Guo[†], Kang Yang[‡], Yongjun Xu[‡]

[†]College of Computer Science, Sichuan Normal University, Chengdu, China

[‡]Institute of Computing Technology, Chinese Academy of Sciences, Beijing, China

ABSTRACT

Channel pruning has demonstrated its effectiveness in compressing ConvNets. In many prior arts, the importance of an output feature map is only determined by its associated filter. However, these methods ignore a small part of weights in the next layer which disappears as the feature map is removed. They ignore the dependency of the weights. In addition, many pruning methods use only one criterion for evaluation, and find a sweet-spot of pruning structure and accuracy in a trial-and-error fashion, which can be time-consuming. To address the above issues, we proposed a channel pruning algorithm via multi-criteria based on weight dependency, CPMC, which can compress a variety of models efficiently. We design the importance of the feature map in three aspects, including its associated weight value, computational cost, and parameter quantity. Use the phenomenon of weight dependency. We get the importance by assessing its associated filter and the corresponding partial weights of the next layer. Then we use global normalization to achieve cross-layer comparison. Our method can compress various CNN models, including VGGNet, ResNet, and DenseNet, on various image classification datasets. Extensive experiments have shown CPMC outperforms the others significantly.

Index Terms— Channel pruning, weight dependency, convnet, and classification.

1. INTRODUCTION

In recent years, the growing demands of deploying CNN models to resource-constrained devices such as FPGA and mobile phones have posed great challenges. Network pruning has become one of the most effective methods to compress the model with minimal loss in performance. Network pruning can be divided into two categories: weight-level pruning [1, 2] and structural pruning [3–7].

The weight-level pruning tries to detect the redundant weights that are unimportant and set them to zeros. However, it contributes little to compress deep models, unless users use specialized libraries which support sparse matrix calculation. Unfortunately, the support for these libraries on resource-constrained devices like FPGA is limited. At the same time, structural pruning can be a solution to this problem. These methods evaluate and remove structure weights like filters and channels in convolutional layers or unimportant nodes in fully connected layers [8]. In this way, compress deep models be more efficient.

Channel pruning is a specific method of structural pruning [7], assessing the importance of output feature maps, and removing all weights which are associated with those unimportant feature maps. A feature map is considered to be a channel for output. There is no doubt that how to evaluate feature maps is the key factor. We find

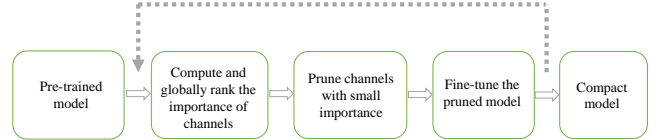


Fig. 1. The overview of the proposed channel pruning. The dotted line is for optional iterative scheme.

the current state-of-the-art methods have at least one of the following issues.

Neglect of weight dependency. Many existing criteria [3, 4, 6] of measuring the importance of filters or channels only consider the weights of filters, and have little consideration to a part of weights which disappear with the associated filter. They ignore weight dependency.

Trial-and-error fashion. As the redundancy of each layer in a deep model is various, a different number of filters or channels should be pruned in each layer. Therefore, some pruning methods require users to specify the layerwise pruning ratios [3, 7] or get the layerwise pruning ratios by searching automatically [9]. They are all use trial and error fashion, which is less efficient.

No multi-criteria. Many methods use only one criterion for evaluation [3, 10]. At different positions, pruning a channel can reduce the different number of parameters or FLOPs, or both. computational cost and parameter quantity are essential for compressing models. They don't add them to the criteria.

To address the above issues, we develop a channel pruning method via multi-criteria based on weight dependency (CPMC). We define the importance of a channel by its associated filter, called out-channel, and a small part of the weights of the next layer, called in-channel. In addition, we use multi-criteria to evaluate the importance of the channel, including its associated weight value, computational cost, and parameter quantity. We normalize the channel importance of different layers to the same scale, which can avoid layerwise pruning ratios. Our method can compress directly a pre-trained model, which enables the users to customize the compression according to preference more efficiently.

2. RELATED WORKS

Compacting CNN models for speeding up inference and reducing storage overhead has been an influential project in both academia and industry.

Recently, much attention has been focused on structural pruning to reduce model parameters and FLOPs. Li *et al.* [3] evaluated the importance of filters through its l_1 norm, and set pruned ratio for each layer manually. He *et al.* [6] proposed a soft filter pruning which let the pruned filters to be updated in the training stage. He *et al.* [5] compressed models by pruning filters with the most re-

*Corresponding author

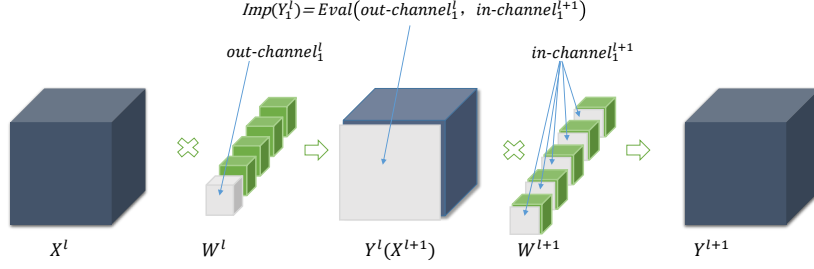


Fig. 2. The evaluation of a channel based on weight dependency in a common model.

placeable contribution which calculated by the Geometric Median. He *et al.* [7] evaluated the importance of an output feature map by a LASSO regression based channel selection and least square reconstruction. All the methods mentioned above only evaluated filters by the local importance which could only be compared within a layer. And they require users to specify the layerwise pruning ratios.

More recent developments adopted global comparison to avoid the layerwise pruning ratios. Liu *et al.* [4] added a sparsity regularization into loss function and used the scale of batch normalization layer as the global importance. Wang *et al.* [8] developed a filter level algorithm which evaluated the importance of filters by Pearson correlation. Meanwhile, they globally ranked the importance and added layerwise regularization terms to improve the effect. Chin *et al.* [11] proposed the learned global ranking which used the regularized evolutionary algorithm to produce a set of pruned CNN models with different performances. All the methods mentioned above had little consideration to the weight dependency.

Recently, fewer pruning methods had been focused on the phenomenon of weight dependency. Li *et al.* [12] proposed to add a structural sparsity regularization into loss function. They concatenated out-channels and in-channels as one regularization. And they used Group Lasso to define the importance of channels. In order to get better results, they needed to prune iteratively. Despite their success, we notice this method fails to prune the pre-trained models due to regularization and have no consideration of multiple criteria, especially parameter quantity and computational cost.

Low rank approximation [13], knowledge distillation [14], network quantization [15] and lightweight model design [16] are popular techniques to obtain more compact models. Combing with our channel pruning, these techniques have further improvement.

3. ALGORITHM

3.1. Symbols and annotations

Simply, in a deep model which have L layers and produce S output feature maps in total, the input of l_{th} layer is X^l , output is Y^l and weight is W^l . Y_i^l is a channel or a node for output.

When the l_{th} layer in the deep model is a convolutional layer, W^l is of shape $K^l \times K^l \times M^l \times N^l$, M^l is the number of input channel, N^l is the number of output channel. $W_{i,j}^l$ is the weight of j_{th} convolutional kernel of the i_{th} filter and its shape is $K^l \times K^l$, where K^l is the kernel width (supposed to be symmetric). $W_{i,:}^l$ means the weight of the i_{th} filter in l_{th} layer. X^l is of shape $I^l \times I^l \times M^l$, $I^l \times I^l$ is the size of input feature maps of the l_{th} layer. Y^l is of shape $O^l \times O^l \times N^l$. $O^l \times O^l$ is the size of output feature maps of the l_{th} layer.

When the l_{th} layer in the deep model is a fully connected layer, W^l is of shape $M^l \times N^l$, its shape be treated as $M^l \times N^l \times 1 \times 1$, which makes that the calculation methods become consistent. M^l is the number of input nodes and N^l is the number of output nodes. X^l is of shape $M^l \times 1$, Y^l is of shape $N^l \times 1$.

3.2. Overview

We aim to provide a simple and efficient scheme to achieve channel level pruning in deep CNNs. Our channel pruning procedures are illustrated in Figure1. We start with a pre-trained model, and have *NO* sparsity regularization during the pre-trained stage, which enables the users to compress models more efficiently. Moreover, when we get the importance of each channel in the whole model, it is puzzling to determine the layerwise channel pruning ratios. Therefore, we use global normalization to achieve cross-layer comparison within a whole model, instead of comparison within a layer. When pruning channels, we sort the importance values that are normalized globally and get the threshold value such that the FLOP count is met. Then, we pruning the small importance channels whose importance is below the threshold. Finally, we fine-tune the pruned model to recover the accuracy.

We can also extend the proposed method from a single-pass pruning scheme to an iterative multi-pass scheme. In a multi-pass scheme, we can prune smoothly in each iteration to get a more compact model.

3.3. Criteria of channel importance

There is no doubt that the criteria of channel importance are the keys. We will take a simple model as an example and introduce the calculation method of the importance value of one channel.

Weight dependency. Channel pruning is designed to reduce the number of output feature maps [7] to prune the weight of some filters and the weight of corresponding kernels of each filter in the next layer. We start by analyzing the prior methods, and find that many methods only consider out-channel to represent the importance of an output feature map. They have little consideration for the importance of in-channel. When pruning an output feature map whose in-channel is important, some avoidable performance losses result. Therefore, we let out-channel and in-channel together be evaluated and define the importance of an output feature map as:

$$Imp(Y_i^l) = Eval(OC_i^l, IC_i^{l+1}) \quad (1)$$

Where $Imp(Y_i^l)$ is the importance of Y_i^l of the l_{th} layer, OC_i^l is the out-channel which is the associated filter in current layer. IC_i^{l+1} is the in-channel which is some corresponding kernels of each filter in the next layer. Respectively, $Eval(OC_i^l, IC_i^{l+1})$ is the evaluation

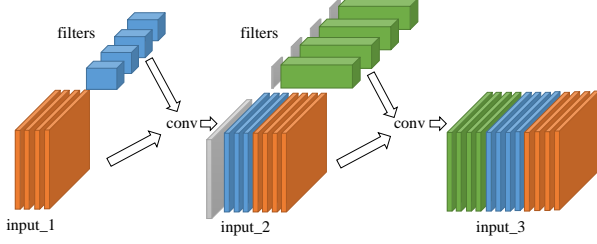


Fig. 3. The pruning of a dense block.

value by out-channel and in-channel, more details about it are given in the following part.

Multi-criteria. Many methods don't evaluate structural weights from multiple perspectives, especially in terms of computational cost and parameter quantity. Our multi-criteria consists of three parts, including weight value, computational cost, and parameter quantity.

We note that the *norm assumption* is adopted and empirically verified by prior art [3, 6]. In the paper [3], they propose to measure the relative importance of a filter in each layer by using l_1 norm, it is defined as follows:

$$L_i^l = \|W_{i,:}^l\|_1 = \sum_j |W_{i,j}^l| \quad (2)$$

where L_i^l is just only the weight importance of the out-channel of Y_i^l . The weight importance of in-channel is ignored that may produce incorrect selection of redundant channels. Therefore, we measure channel importance based on weight dependency. The evaluation value is given as:

$$L_i^{l,l+1} = \|W_{i,:}^l \oplus W_{i,:}^{l+1}\|_1 = \sum_j |W_{i,j}^l| + \sum_j |W_{i,j}^{l+1}| \quad (3)$$

where $L_i^{l,l+1}$ is the evaluation value calculated by out-channel and in-channel of Y_i^l in weight value.

However, l_1 norm can be used within each layer, but not across layers. Due to different functions and scopes, the weight value in different layer may not be on the same order of magnitude. For cross-layer comparison, we need to normalize the evaluation value. After analysis and experiment, we propose to use *max-min* normalization which is a linear transformation. We normalize the correlation distribution of each layer to align the correlation distribution to [0,1]. Formally, we define the normalized evaluation value as:

$$\begin{aligned} GL_i^{l,l+1} &= \frac{L_i^{l,l+1} - L_p^{l,l+1}}{L_q^{l,l+1} - L_p^{l,l+1}} \\ L_p^{l,l+1} &= \min_i L_i^{l,l+1}, \\ L_q^{l,l+1} &= \max_i L_i^{l,l+1}, p, q \in [1, N^l] \text{ and } p \neq q \end{aligned} \quad (4)$$

where $L_p^{l,l+1}$ and $L_q^{l,l+1}$ are the minimum and maximum evaluation value in weight value aspect of Y_i^l .

As we discussed above, at different positions, pruning a channel can reduce the different number of parameters or FLOPs or both. To make our approach aware of such differences, we add two criteria to better model compression. Specifically, we add the evaluations of parameter quantity and FLOPs calculated by out-channel and in-channel. Pruning channel Y_i^l can reduce the parameter quantity and FLOPs of its out-channel and in-channel. So the parameter quantity

Table 1. Pruning results on CIFAR10.

Model	Alg	Acc(%)	Param(Pr%)	FLOPs(Frr%)
VGG-16	Baseline	93.68	14.72M(0)	314.15M(0)
	GAL-0.05 [17]	92.03	3.36M(77.6)	189.49M(39.6)
	VCNNP [18]	93.18	3.92M(73.3)	190.01M(39.1)
	HRank [10]	92.34	2.64M(82.1)	108.61M(65.3)
	CPMC (Ours)	93.40	1.04M(92.9)	106.68M(66.0)
ResNet-20	Baseline	91.30	220.39K(0)	34.62M(0)
	NS [4]	90.04	189.70K(13.9)	27.61M(20.2)
	CPMC (Ours)	91.13	147.88K(32.9)	24.42M(29.5)
ResNet-56	Baseline	93.72	593.13K(0)	89.59M(0)
	NS [4]	92.84	441.59K(25.5)	59.91M(33.1)
	CPMC (Ours)	93.46	341.10K(42.5)	60.43M(32.5)
ResNet-164	Baseline	95.01	1.71M(0)	254.50M(0)
	NS [4]	94.73	1.10M(35.2)	137.50M(44.9)
	CPMC (Ours)	94.76	0.75M(56.0)	144.02M(43.4)
DenseNet-40	Baseline	94.21	1.06M(0)	290.13M(0)
	GAL-0.01 [17]	94.29	0.67M(35.6)	182.92M(35.3)
	HRank [10]	94.24	0.66M(36.5)	167.41M(40.8)
	VCNNP [18]	93.16	0.42M(59.7)	156.00M(44.8)
	CPMC (Ours)	93.74	0.42M(60.7)	121.73M(58.0)

($P_i^{l,l+1}$) and computational cost ($F_i^{l,l+1}$) related with Y_i^l are defined as:

$$\begin{aligned} P_i^{l,l+1} &= K^l K^l M^l + K^{l+1} K^{l+1} N^{l+1} \\ F_i^{l,l+1} &= 2I^l I^l K^l K^l M^l + 2I^{l+1} I^{l+1} K^{l+1} K^{l+1} N^{l+1} \end{aligned} \quad (5)$$

In the same way, we need to normalize parameter quantity and computational cost to align their values to [0,1]. Because that their value are large, We propose to use *log-normalization*. Formally, in order to get more compact models, we define the normalized evaluation values of parameter quantity($GP_i^{l,l+1}$) and computational cost ($GF_i^{l,l+1}$) as:

$$\begin{aligned} GP_i^{l,l+1} &= \alpha \left(1 - \frac{\log(P_i^{l,l+1})}{\log(P_m^{l,l+1})} \right) \\ GF_i^{l,l+1} &= \beta \left(1 - \frac{\log(F_i^{l,l+1})}{\log(F_n^{l,l+1})} \right) \\ P_m^{l,l+1} &= \max_i P_i^{l,l+1}, \\ F_n^{l,l+1} &= \max_i F_i^{l,l+1}, m, n \in [1, S] \end{aligned} \quad (6)$$

where $P_m^{l,l+1}$ and $F_n^{l,l+1}$ are the maximum evaluation values of parameter quantity and computational cost respectively in all convolutional layers.

Finally, we combine Equation 1 and define the importance of Y_i^l specifically as:

$$Imp(Y_i^l) = GL_i^{l,l+1} + GP_i^{l,l+1} + GF_i^{l,l+1} \quad (7)$$

Our CPMC algorithm is a three-step pipeline: **1)** Calculate the importance value for all channels and nodes; **2)** Sort these values, specify a model pruning ratio and remove the least important ones according to the ratio. **3)** Fine-tune the pruned model with original data.

Pruning for residual block. A residual block contains a cross-layer connection and more than one convolutional layer. The number of input and output feature maps must be equal for a residual block unless the shortcuts go across feature maps of two size [19]. Therefore for all residual blocks whose number of input and output feature maps must be equal, we compute the mean as the importance of input and output feature maps and prune them simultaneously, which enable input and output feature maps to be aligned.

Table 2. Pruning results on CIFAR100.

Model	Alg	Acc(%)	Param(Prr%)	FLOPs(Frr%)
VGG-16	Baseline	73.80	14.77M(0)	314.2M(0)
	VCNNP [18]	73.33	9.14M(37.9)	256.00M(18.0)
	CPGMI [23]	73.53	4.99M(66.8)	198.20M(37.1)
	CPMC (Ours)	73.01	4.80M(67.5)	162.00M(48.4)
ResNet-56	Baseline	73.84	616.26K(0)	89.61M(0)
	NS [4]	73.36	550.26K(18.8)	60.55M(32.4)
	CPMC (Ours)	73.31	298.57K(51.6)	49.02M(45.3)
ResNet-164	Baseline	77.00	1.73M(0)	254.52M(0)
	NS [4]	76.18	1.21M(29.7)	123.50M(50.6)
	CPMC (Ours)	77.22	0.96M(44.9)	151.92M(40.3)
DenseNet-40	Baseline	74.31	1.11M(0)	290.18M(0)
	VCNNP [18]	72.19	0.65M(37.5)	218.00M(22.5)
	CPGMI [23]	73.84	0.66M(40.5)	198.50M(32.0)
	CPMC (Ours)	73.93	0.58M(47.4)	155.24M(46.5)

Pruning for dense block. In a dense block, many input feature maps of a layer are from preceding layers [20]. Similarly, their out-channels are scattered in preceding layers. Please refer to Figure 3 for details. We take a dense block whose growth rate of $k=4$ as an example. All the blue feature maps in different layers have common out-channels. When computing the importance, we still can consider its out-channel and in-channel to represent the importance of an output feature map. But pruning channels in the current layer, we can only remove their in-channels.

4. EXPERIMENTS

4.1. Experimental settings

We empirically demonstrate the effectiveness of CPMC on public datasets such as CIFAR10 and CIFAR100 [21]. We test the compression performance of different methods on several famous large CNN models, including VGGNet [22], ResNet [19], and DenseNet [20]. Note that, we implement the compression of ResNet with bottleneck which is more economical [19].

Following the previous works [4, 8], we record the parameter-reduction ratio(Prr), FLOPs-reduction ratio(Frr), and accuracy of each algorithm compared with the original model.

We set the batch-size of SGD to be 64 for 160 epochs. The initial learning rate is set to 0.1, and is divided by 10 at 50% and 75% of the total number of training epochs. We use a weight decay of 10^{-4} and set the momentum coefficient to be 0.9 for all models.

We set $\alpha = 3, \beta = 1$ for VGGNet, $\alpha = 1, \beta = 1$ for ResNet, and $\alpha = 0.1, \beta = 0.1$ for DenseNet to let our method adapt to the differences of model structure.

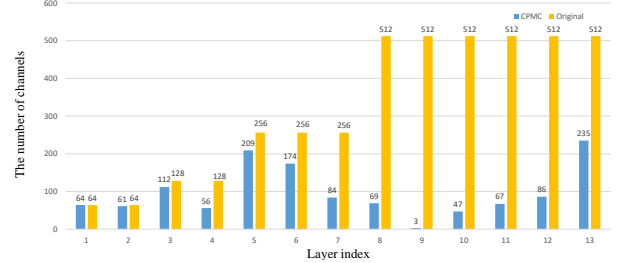
4.2. Results and analysis

We analyze the performance on CIFAR10/100, comparing against several popular CNNs, including VGG-16, ResNet-20/56/164, and DenseNet-40. The performance of different algorithms is given in Table 1 and Table 2. We experiment with several pruned ratio on CPMC and choose the maximum pruned ratio under the constraint of acceptable accuracy loss. Then, we experiment many times and record the mean. As is shown in Table 1 and Table 2, we can draw some conclusions as follows:

1. In most experiments, CPMC can achieve a higher compression ratio and speedup ratio with similar accuracy to other algorithms. Especially, CPMC outperforms in light-weight ResNet. This is the contribution of the multi-criteria of CPMC which evaluate channels in parameter quantity and computational cost.

Table 3. Pruning results of using different normalization.

Model	Algorithm	Acc(%)	Prr(%)	Frr(%)
VGG-16	$CPMC_{log}$	93.22	83.6	38.3
	$CPMC_{max}$	93.32	89.7	46.4
	$CPMC_{max-min}$	93.40	92.9	66.0
ResNet-20	$CPMC_{log}$	88.81	21.1	19.4
	$CPMC_{max}$	90.08	25.6	25.5
	$CPMC_{max-min}$	91.13	32.9	29.5

**Fig. 4.** The number of channels before and after pruning in VGG-16.

2. For the algorithms which can prune a similar number of parameters or computational cost, CPMC gets a higher accuracy(e.g., VCNNP, HRank). Because CPMC considers the weight dependency, which enables many important weights of in-channel to be retained.

4.3. Ablation study

Normalization. We normalize the value to cross-layer comparison. In weight value evaluation, we use the $max-min$ normalization. Before this, we have tried log -normalizaion, max -normalization and $max-min$ normalizaion when other settings remain unchanged. The results on CIFAR10 are shown in Table 3. We can see that $max-min$ normalization can pruning more parameters and FLOPs with higher accuracy, which is the best configurations.

Effect of pruning. The number of channels per layer before and after pruning in VGG-16 on CIFAR10 are shown in Figure 4. CPMC retained 1267 (out of 4224) channels after pruning. Interestingly, we can see that fewer channels in some middle layers are retained. And after evaluation, they all have lower values in parameter quantity and computational cost. Through analysis, we believe that they have a lot of costs, both in terms of the amount of computation and the number of parameters. On the contrary, such as most channels in the front layers are retained, because they just have a few associated parameters even though they have many computational cost.

5. CONCLUSIONS

Current deep neural networks have many effects with high inference and storage costs. In this paper, we propose a novel and efficient channel pruning methods, namely CPMC, which have consideration of the weight dependency and use the multi-criteria to evaluate channels to compress more compact CNN models. Multi-criteria combines out-channel and in-channel to represent a channel and measures the importance of a channel in three aspects, including its associated weight value, the number of parameters, and computational cost. To avoid specifying the layerwise pruning ratios, we normalize the evaluation value to achieve cross-layer comparison. As a result, important channels and accuracy are greatly preserved by CPMC after pruning. Extensive experiments demonstrated the outperformance of CPMC to the other structural pruning algorithms.

6. REFERENCES

- [1] Song Han, Huizi Mao, and William J. Dally, “Deep compression: Compressing deep neural networks with pruning, trained quantization and Huffman coding,” in *4th International Conference on Learning Representations, ICLR 2016 - Conference Track Proceedings*, 2016.
- [2] Yiwen Guo, Anbang Yao, and Yurong Chen, “Dynamic network surgery for efficient DNNs,” in *Advances in Neural Information Processing Systems*, 2016.
- [3] Hao Li, Hanan Samet, Asim Kadav, Igor Durdanovic, and Hans Peter Graf, “Pruning filters for efficient convnets,” in *5th International Conference on Learning Representations, ICLR 2017 - Conference Track Proceedings*, 2017.
- [4] Zhuang Liu, Jianguo Li, Zhiqiang Shen, Gao Huang, Shoumeng Yan, and Changshui Zhang, “Learning Efficient Convolutional Networks through Network Slimming,” in *Proceedings of the IEEE International Conference on Computer Vision*, 2017.
- [5] Yang He, Ping Liu, Ziwei Wang, Zhilan Hu, and Yi Yang, “Filter pruning via geometric median for deep convolutional neural networks acceleration,” in *Proceedings of the IEEE Computer Society Conference on Computer Vision and Pattern Recognition*, 2019.
- [6] Yang He, Guoliang Kang, Xuanyi Dong, Yanwei Fu, and Yi Yang, “Soft filter pruning for accelerating deep convolutional neural networks,” in *IJCAI International Joint Conference on Artificial Intelligence*, 2018.
- [7] Yihui He, Xiangyu Zhang, and Jian Sun, “Channel Pruning for Accelerating Very Deep Neural Networks,” in *Proceedings of the IEEE International Conference on Computer Vision*, 2017.
- [8] Wenxiao Wang, Cong Fu, Jishun Guo, Deng Cai, and Xiaofei He, “COP: Customized deep model compression via regularized correlation-based filter-level pruning,” in *IJCAI International Joint Conference on Artificial Intelligence*, 2019.
- [9] Zechun Liu, Haoyuan Mu, Xiangyu Zhang, Zichao Guo, Xin Yang, Kwang Ting Cheng, and Jian Sun, “MetaPruning: Meta learning for automatic neural network channel pruning,” in *Proceedings of the IEEE International Conference on Computer Vision*, 2019.
- [10] Mingbao Lin, Rongrong Ji, Yan Wang, Yichen Zhang, Baochang Zhang, Yonghong Tian, and Ling Shao, “HRank: Filter Pruning Using High-Rank Feature Map,” 2020.
- [11] Ting-Wu Chin, Ruizhou Ding, Cha Zhang, and Diana Marculescu, “Towards Efficient Model Compression via Learned Global Ranking,” 2020.
- [12] Jiashi Li, Qi Qi, Jingyu Wang, Ce Ge, Yujian Li, Zhangzhang Yue, and Haifeng Sun, “OICSR: Out-in-channel sparsity regularization for compact deep neural networks,” in *Proceedings of the IEEE Computer Society Conference on Computer Vision and Pattern Recognition*, 2019.
- [13] Bo Peng, Wenming Tan, Zheyang Li, Shun Zhang, Di Xie, and Shiliang Pu, “Extreme network compression via filter group approximation,” in *Lecture Notes in Computer Science (including subseries Lecture Notes in Artificial Intelligence and Lecture Notes in Bioinformatics)*, 2018.
- [14] Nicholas Frosst and Geoffrey Hinton, “Distilling a neural network into a soft decision tree,” in *CEUR Workshop Proceedings*, 2018.
- [15] Mohammad Rastegari, Vicente Ordonez, Joseph Redmon, and Ali Farhadi, “XNOR-net: Imagenet classification using binary convolutional neural networks,” in *Lecture Notes in Computer Science (including subseries Lecture Notes in Artificial Intelligence and Lecture Notes in Bioinformatics)*, 2016.
- [16] Andrew G Howard, Menglong Zhu, Bo Chen, Dmitry Kalenichenko, Weijun Wang, Tobias Weyand, Marco Andreetto, and Hartwig Adam, “MobileNet V1,” *arXiv preprint arXiv:1704.04861*, 2017.
- [17] Shaohui Lin, Rongrong Ji, Chenqian Yan, Baochang Zhang, Liujuan Cao, Qixiang Ye, Feiyue Huang, and David Doermann, “Towards optimal structured CNN pruning via generative adversarial learning,” in *Proceedings of the IEEE Computer Society Conference on Computer Vision and Pattern Recognition*, 2019.
- [18] Chenglong Zhao, Bingbing Ni, Jian Zhang, Qiwei Zhao, Wenjun Zhang, and Qi Tian, “Variational convolutional neural network pruning,” in *Proceedings of the IEEE Computer Society Conference on Computer Vision and Pattern Recognition*, 2019.
- [19] Kaiming He, Xiangyu Zhang, Shaoqing Ren, and Jian Sun, “ResNet,” *Proceedings of the IEEE Computer Society Conference on Computer Vision and Pattern Recognition*, 2016.
- [20] Gao Huang, Zhuang Liu, Laurens Van Der Maaten, and Kilian Q. Weinberger, “Densely connected convolutional networks,” in *Proceedings - 30th IEEE Conference on Computer Vision and Pattern Recognition, CVPR 2017*, 2017.
- [21] A Krizhevsky, V Nair, and G Hinton, “CIFAR-10 and CIFAR-100 datasets,” 2009.
- [22] Karen Simonyan and Andrew Zisserman, “Very deep convolutional networks for large-scale image recognition,” in *3rd International Conference on Learning Representations, ICLR 2015 - Conference Track Proceedings*, 2015.
- [23] Min Kyu Lee, Seunghyun Lee, Sang Hyuk Lee, and Byung Cheol Song, “Channel Pruning Via Gradient Of Mutual Information For Light-Weight Convolutional Neural Networks,” 2020.