

PubSqueezer: A Text-Mining Web Tool to Transform Unstructured Documents into Structured Data

Alberto Calderone, Ph.D.
sinnefa@gmail.com

November 10, 2020

Abstract

The amount of scientific papers published every day is daunting and constantly increasing. Keeping up with literature represents a challenge. If one wants to start exploring new topics it is hard to have a big picture without reading lots of articles. Furthermore, as one reads through literature, making mental connections is crucial to ask new questions which might lead to discoveries. In this work, I present a web tool which uses a Text Mining strategy to transform large collections of unstructured biomedical articles into structured data. Generated results give a quick overview on complex topics which can possibly suggest not explicitly reported information. In particular, I show two Data Science analyses. First, I present a literature based rare diseases network build using this tool in the hope that it will help clarify some aspects of these less popular pathologies. Secondly, I show how a literature based analysis conducted with PubSqueezer results allows to describe known facts about SARS-CoV-2. In one sentence, data generated with PubSqueezer make it easy to use scientific literature in any computational analysis such as machine learning, natural language processing etc.

Availability: <http://www.pubsqueezer.com>

1 Introduction

Scientific literature is the entry point to the understanding of any research topic. While key ideas identification in texts is useful when reading articles to spot important words and phrases, much information is usually scattered in many different articles and often can only be derived by mental connections.

Reading several articles about one topic is an essential and yet time consuming activity aimed to make mental connections and come up with new hypotheses which are not yet explicitly reported in the literature itself. Automatic text analyses can facilitate researcher's mental process by speeding up tasks such as keywords and key phrases identification as well as making cross connections amongst a large number of papers.

Text mining (TM) is the process of extracting information from documents by identifying text patterns via computational and statistical approaches. Some TM tools such as SciLite [1] aim to keywords highlighting. Differently, to support the process of extracting essential information, I developed PubSqueezer (<http://www.pubsqueezer.com>), a tool

which aims at analysing and integrating multiple articles in order to extract not explicitly written information. PubSqueezer aims to transform unstructured collections of documents into a structured format which can be used for literature exploration and Data Science analyses.

2 Results

PubSqueezer is a TextMining web engine available at <http://www.pubsqueezer.com> which directly queries PubMed (<https://pubmed.ncbi.nlm.nih.gov/>). By downloading publications from PubMed, PubSqueezer analyses the latest 2,000 (if abstracts available) publications about a given topic to mine gene names, key phrases and words, and ranks them according to their relevance. Due to the limited computational power of the hosting server, the analysis takes some time but each analysis is saved and listed in the homepage. The homepage (Figure 1) provides two lists. The one on the left, is a list of selected queries while the list on the right is a list of users' queries. The more PubSqueezer will be used, the

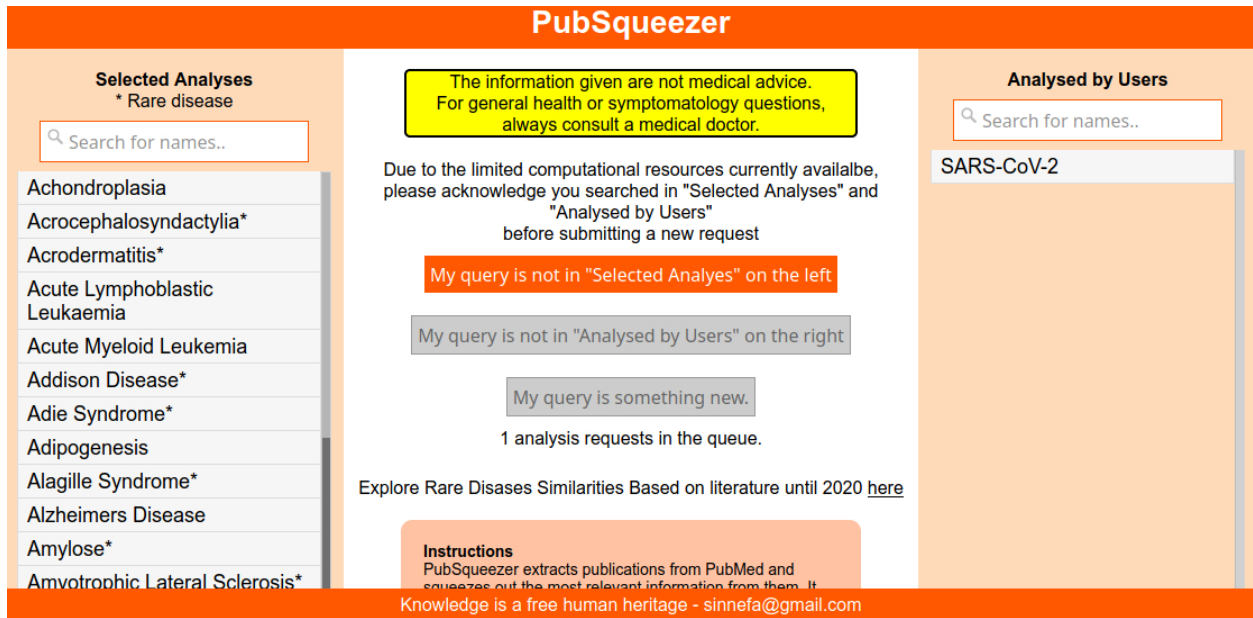


Figure 1: PubSqueezer Homepage

more analyses will be publically available. These two lists can save time to any user searching for something already queried in the past.

The result page (Figure 2) is divided into three tabs. The first tab contains key terms and phrases. The second and third tabs are lists of biological pathways and processes (Obtained through GO enrichment [2]) which are relevant to the query. Each result is directly linked to PubMed, Google, Google Scholar and Bing to allow the user to directly retrieving external information. Finally, all the lists shown in the three tabs can be downloaded as a zip file for further computational analyses.

PubSqueezer also has a section dedicated to Rare Diseases (Figure 3). This section shows similarities among rare diseases according to features varying from symptoms to genes. The network is interactive. Clicking on nodes shows details about a disease while clicking on links shows what two conditions have in common.

3 Methods

All PubSqueezer results are obtained through statistic hypothesis testing. All processed texts are pre-processed to remove unnecessary terms, lemmatized and tokenized.

In order to perform a statistical test, a large heterogeneous background set was build. PubSqueezer contains a large background of publications

build downloading 2,000 publications for each one of the following keywords: proteomic, proteomics, gene, genetic, genetics, genomic, genomics, DAN, RNA, pathology, syndrome, disease, metabolism, metabolic. These terms were chosen to make the background as varied and as large as possible thus allowing relevant terms to "emerge" through statistical randomization testing.

Upon a user's request, PubSqueezer downloads a set of publications from PubMed and compare its content against the background. As an example, every gene name and keyword which has a significant p-value against the background is considered relevant to the topic. The test is done comparing the query against 2,500 random samples of the same size of the user's set. The number 2,500 was calculated considering an upper bound to obtain a precision level of 0.01 [3].

All terms considered relevant to the queried topic are ranked according to their p-values. Key phrases are extracted by scanning abstracts with the RAKE algorithm [4]. Finally, pathways and biological processes are derived from KEGG[5] using significant gene names. Each result is directly linked to PubMed, Google, Google Scholar and Bing websites to allow further investigation.

In order to assess PubSqueezer results quality I tried to use it with 4 different processes: 3 pathways and one pathology. Using the results obtained, I compared the scores assigned by PubSqueezer with those obtained with the classic TF-IDF[6] algorithm. Over-

Results for: Alzheimer's Disease

Analysis conducted on July 7, 2019, 1:56 squeezing 1826 articles (Download results)

Text Analysis
Biological Processes
KEGG Pathways

Results from Abstracts

Pick one of the followings

- Genes, molecules or short names*
- Key phrases
- Mesh terms
- Mesh terms (Symptoms)

*Some genes may be words of complete meaning. In any case, if present, they are relevant key words.

Legend:

*** p-value <= 0.001
 ** p-value <= 0.01
 * p-value <= 0.05

Top Ranked Genes, Molecules or Short Names*

App	***	
Apoe	***	
Psen1	**	
Ache	*	
Mri	*	
Bace1	*	

Knowledge is a free human heritage - sinnefa@gmail.com

Figure 2: PubSqueezer Results page. You can pick genes, key phrases or terms ranked according to significance score. The three tabs on top allow you to explore more details.

PubSqueezer
Rare Diseases Explorer

NETWORK SELECTED
All Feature pvalue 0.01

Available views:
 All Feature:
 p-value: [0.05](#), [0.01](#)

Symptoms:
 p-value: [0.05](#), [0.01](#)

Genes:
 p-value: [0.05](#), [0.01](#)

Pathways:
 p-value: [0.05](#), [0.01](#)

NOTE: Node size is proportional to abstracts. Links size is proportional to similar term.

Highlight term
Find

Selected Item Details

Selected Link
None A:
Node B:
Common Significant Terms

Knowledge is a free human heritage - sinnefa@gmail.com

Figure 3: PubSqueezer one of the available Rare Disease Similarity Network. Clicking on nodes and edges you can get extra information. Clicking on diseases you get symptoms, genes atc. while clicking on edges you can see what two pathologies have in common i.e. common pathways, symptoms etc.

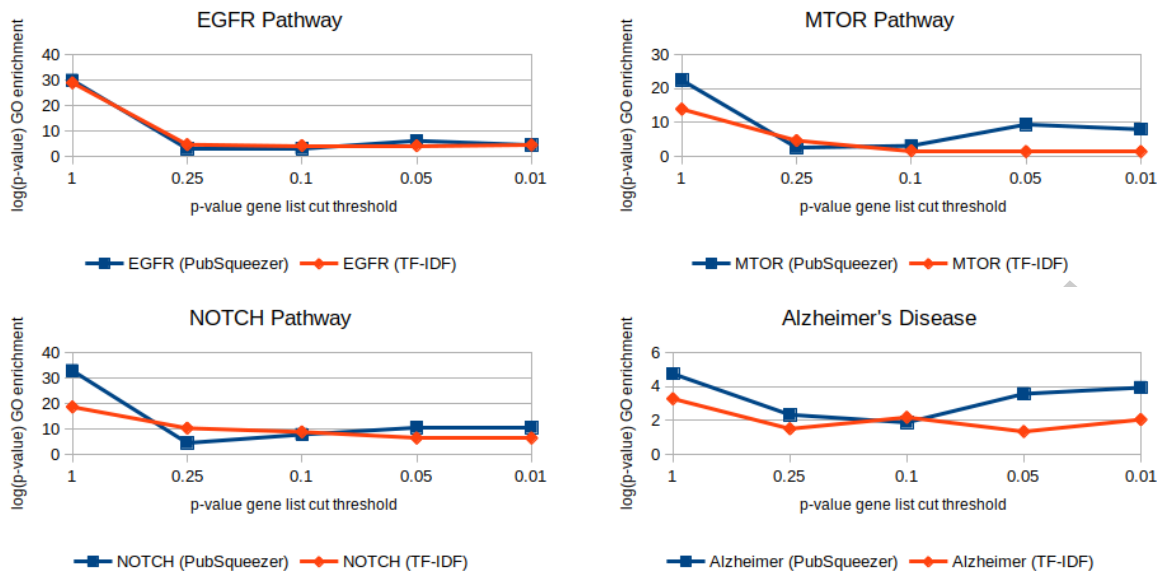


Table 1: PubSqueezer ranked lists VS. TF-IDF. Comparing p-value obtained by some processes using gene names filtered with different. Overall PubSqueezer terms ranking seems to be better than TF-IDF.

all, it seems like PubSqueezer ranking works better than TF-IDF. Taking PubSqueezer and TF-IDF lists and iteratively cutting them at different thresholds one can select top-X results. Using these genes with GO enrichment [2] it is possible to see if the expected results obtain a significant p-value. As shown in the plot-table (Table 1) PubSqueezer - with the exception of EGFR - tends to assign better scores (higher in the ranking) to more important genes.

Finally, to test if it is possible to derive not explicitly reported facts from papers using PubSqueezer, I did an analysis on the Alzheimer's Disease and Parkinson's Diseases which, other than having disease specific pathways, share common processes which can not be detected by the simple disease specific gene ontology enrichment analysis [7]. I performed this analysis removing possible hints for the algorithms - i.e. papers which potentially mention these common

processes.

Query 1: Alzheimer NOT Glucose NOT Phosphate NOT Metabolism NOT DNA NOT damage NOT Apoptosis NOT (Cell AND Cycle) NOT Protein NOT Localization NOT Vesicles NOT Trafficking NOT RNA NOT regulation NOT transcription

Query 2: Parkinson NOT Glucose NOT Phosphate NOT Metabolism NOT DNA NOT damage NOT Apoptosis NOT (Cell AND Cycle) NOT Protein NOT Localization NOT Vesicles NOT Trafficking NOT RNA NOT regulation NOT transcription

The following table shows biological processes implicitly recoverable through GO enrichment [?] from not explicitly reported term both from the two single queries and from their intersections. In other words, articles never talked about any of those arguments and yet, using the gene names ranked by PubSqueezer it is actually possible to recover those processes.

Common processes	Alzheimer	Parkinson	Intersection
Glucose Metabolism	NO	YES	NO
Phosphate Metabolism	YES	YES	YES
DNA Damage	NO	NO	NO
Apoptosis	YES	YES	YES
Cell Cycle	YES	NO	NO
Protein Localization Vesicles Trafficking	YES	YES	YES
RNA Metabolism	YES	YES	NO
Regulation of Transcription	YES	YES	YES

4 Structured Data Exploitation through Data Science

Other than using the web interface to explore scientific literature going directly to facts which are somewhat statistically relevant to the query, it is also possible to download results as comma-separated-values CSV files so that they can be processed with Data Science strategies. In this section, I show two examples on how to use such data to perform more complex analyses using computational methods.

4.1 Rare Diseases: discovering connections despite the lack of direct publications

The first example is to help rare diseases research by projecting knowledge (literature) from one disease to another. Most rare diseases have few literature which hampers research and the understanding of the conditions themselves. One possibility is to see similar pathologies for which literature is available and use them to speculate on some other less studied but connected condition.

SARS-CoV-2 Similarities based on 1754 abstracts

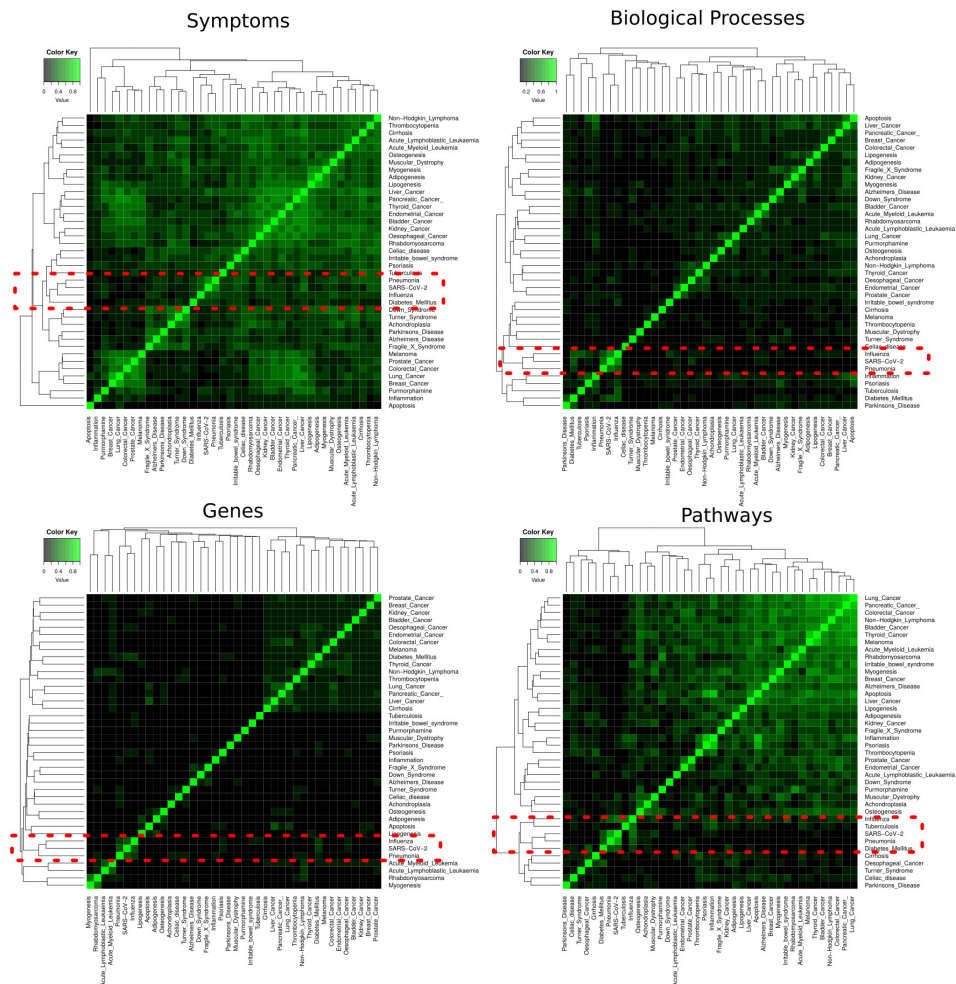


Figure 4: SARS-CoV-2 heat-map comparisons against other conditions. It is also nice to notice similarities among mental conditions and forms of cancer

This first strategy aims at building a network of similarities so that the information known about one rare disease can be used to explore similarities among other rare diseases. I used PubSqueezer to query PubMed on thousands of rare diseases. Each query results in CSV's files which can be interpreted as "features" of each condition. Considering these features, one can calculate similarities, let's say what genes some pathology have in common, and link two conditions according to the magnitude of the similarity. In order to compute these similarities I used the classic cosine similarity which tolerates missing components and heterogeneous feature magnitudes. The final result is shown in Figure 3. In the PubSqueezer home page interface you can find several maps to explore similarities on different levels.

4.2 SARS-CoV-2: using data to get an overview

A second use case could be the exploration of literature at a glance. When one starts studying a new topic, it is mandatory to dig into the literature to find out what is known so far. Usually one relies on scientific reviews which are build upon many other scientific publications. PubSqueezer somewhat make automatic reviews on a topic. In particular, I show how the SARS-CoV-2 query extracts what is known and how we can use these information to make sense out of it, or at least understand what is known so far. To go beyond the results page, I explore SARS-Cov-2 (Figure 4) using cosine similarity among other conditions. I build similarity heat-maps to highlight what are the cross similarities with SARS-CoV-2. This analysis shows knows facts: SARS-CoV-2 is similar to Pneumonia [8] and Influenza plus it also has some correlation to diabetes[9], especially at the level of biological pathways involved.

5 Conclusions

While this web tool is still on a very preliminary stage, I show in this article that it might be useful to squeeze multiple articles into structured data that can be further manipulated to derive new information. The hosting server is very limited but hopefully, in the future, I will migrate this to a better server. Results obtained with PubSqueezer are not perfect but already valid as shown in methods, they can help having a quick overview on a topic as well as and, most importantly, transform unstructured data into structured data to promote Data Science analyses. Possibly, the ideas in this draft article can be

exploited by others.

6 Acknowledgements

I would like thank dr. Elisa Micarelli for supporting my work, listening to my crazy talking and for her suggestions on the preliminary interface. I would thank dr. Andrea Cerquone Perpetuini for listening to my work and for helping me trying different queries and cases and for trying this version of the web interface. Finally, I would like express my sincere gratitude to dr. Elena Santonico for her constant support, reading this draft and for trying this version of the web interface.

References

- [1] Venkatesan, A., Kim, J.-H., Talo, F., Ide-Smith, M., Gobeill, J., Carter, J., Batista-Navarro, R., Ananiadou, S., Ruch, P., McEntyre, J., et al. (2016). SciLite: a platform for displaying text-mined annotations as a means to link research articles with biological data. *Wellcome Open Res.* 1, 25.
- [2] Mi H, Huang X, Muruganujan A, Tang H, Mills C, Kang D, Thomas PD (2019). PANTHER version 14: more genomes, a new PANTHER GO-slim and improvements in enrichment analysis tools. *Nucleic Acids Res* 47, D419-D426.
- [3] Markus Ojala, Gemma C. Garriga (2010). Permutation Tests for Studying Classifier Performance. *Journal of Machine Learning Research* 11 1833-1863
- [4] Stuart Rose, Dave Engel, Nick Cramer and Wendy Cowley (2010). Automatic Keyword Extraction from Individual Documents. *Text Mining: Applications and Theory* edited by Michael W. Berry and Jacob Kogan
- [5] Kanehisa, M., and Goto, S. (2000). KEGG: Kyoto Encyclopedia of Genes and Genomes. *Nucleic Acids Res.* 28, 27–30.
- [6] Sammut, Claude and Webb, Geoffrey I. (2010). TF-IDF, *Encyclopedia of Machine Learning* Springer US pages 986–987
- [7] Calderone, A., Formenti, M., Aprea, F., Papa, M., Alberghina, L., Colangelo, A.M., and Bertolazzi, P. (2016). Comparing Alzheimer's and Parkinson's diseases networks using graph communities structure. *BMC Syst. Biol.* 10, 25.

- [8] Rikinkumar S Patel, Neev Patel, Mizba Baksh, Annam Zaidi, and Jaiminkumar Patel (2020). Clinical Perspective on 2019 Novel Coronavirus Pneumonia: A Systematic Review of Published Case Reports. *Cureus*. 2020 Jun; 12(6): e8488.
- [9] Alireza Abdi, Milad Jalilian, Pegah Ahmadi Sarbarzeh, Zeljko Vlaisavljevic (2020) Diabetes and COVID-19: A systematic review on the current evidences. *Diabetes Res Clin Pract*. 2020 Aug; 166: 108347.

DRAFT - DRAFT