MNRAS **000**, 1–10 (2020) Preprint 5 June 2022 Compiled using MNRAS LATEX style file v3.0

Relativistic Effects on Triple Black Holes: Burrau's Problem Revisited

A. S. Chitan,[1]★ A. Mylläri,[2] and S. Haque[1]
[1]*Department of Physics, The University of the West Indies, Trinidad, W.I.*
[2]*Department of Computers and Technology, St. George's University, Grenada, W.I.*

arXiv:2011.03046v2 [astro-ph.GA] 13 May 2021

Accepted XXX. Received YYY; in original form ZZZ

ABSTRACT

The influence of relativistic corrections on the evolution of triple black hole systems was studied. Numerical integration of orbits was conducted using relativistic corrections (post-Newtonian) up to the 2.5^{th} order. Initial positions of black holes were at the vertices of a Pythagorean triangle(s) with their mass being proportional to the length of the opposite side of the triangle. All black holes began with zero initial velocity and zero angular momentum. The 3,4,5 triangular configuration was studied in detail with mass unit increasing from 10^0 $M_\odot$ – $10^{12}M_\odot$ in increasing factors of $10^{0.1}M_\odot$ and distance units increasing from 10^{-1}pc – 10^4pc in increasing factors of $10^{0.5}$pc. Subsequently, all other Pythagorean triangles with hypotenuse < 100 were used as initial configurations. For each configuration, masses ranged from $10^0M_\odot$ – $10^{12}M_\odot$ and the distance unit was kept fixed at 1pc. The effect of distance was also investigated by conducting simulations for all of the triangles and fixing the mass unit at $10^6M_\odot$. The distance units were varied from 10^{-2} pc to 10^4 pc. As a descriptor of the evolution of the systems, the lifetimes, the number of binary encounters and the number of mergers were all analysed. There was strong positive correlation between the fraction of mergers and increasing mass unit (0.9868). There was strong negative correlation between the average number of binary encounters and increasing mass unit (-0.9016). The average lifetimes of the systems decayed exponentially (determination coefficient of 0.9986) as mass unit increased.

Key words: black hole physics – gravitation – chaos

1 INTRODUCTION

It is thought that at the center of almost every massive galaxy there exists a supermassive black hole (SMBH) (Kormendy & Richstone 1995). Their much smaller counterparts – stellar black holes (SBH) are thought to be abundant throughout galaxies. Intermediate mass black holes (IMBH) have not been as easy to detect though they are postulated to exist. However, a very compelling candidate has been recently discovered for the existence of these types of black holes using data from the Hubble Space Telescope (Lin et al. 2020). The origin of IMBH's is hypothesized to be of countless of interactions and mergers of smaller black holes in the early universe. And for the first time, LIGO/VIRGO systems have detected the merger of a binary pair of black holes (BBH) that resulted in an IMBH of 142 $M_\odot$, the confirmation of the existence (and formation) of a black hole within the IMBH mass range (Abbott et al. 2020). This is hypothesized to have lead to subsequent mergers and formation of SMBH's (Gebhardt et al. 2005). How black holes interact and merge is important not just to understand the origin of SMBH's but also due to advancements in gravitational wave detectors as the LIGO/VIRGO and upcoming LISA systems. LIGO and VIRGO detections have catapulted research in gravitational waves and black hole dynamics and the upcoming LISA has potential of detecting even fainter signals than LIGO/VIRGO. In a series of papers by Bonetti et al., the merge rates for massive black holes were studied using 2.5th order post-Newtonian (pN) equations for hierarchical triple systems of massive black holes in the range of 10^5 $M_\odot$ – 10^{10} $M_\odot$ (Bonetti et al. 2018). Bonetti et al. have shown that for the range of black holes simulated, up to seventy five merger events per year may be detectable by the LISA system with up to 30% of these mergers having occurred due to the influence of a third black hole depending on the seeding model used (Bonetti et al. 2019).

Triple systems of black holes are of particular interest as BBHs can be driven to merge on a much shorter timescale when there is the gravitational influence of a third, external black hole (Fragione & Bromberg 2019). A third black hole can also aid in solving the final parsec problem, which describes how binary pairs of massive and supermassive black holes may never get close enough to merge.

★ Email:ariel.chitan@my.uwi.edu

© 2020 The Authors

When galaxies merge, stellar and gaseous fields provide dynamical friction which slow the SMBHs enough so that they migrate to the center of mass. Triple interactions with stars allow the two SMBH's to get close enough so that gravitational wave emission can take over and become the primary driving force for their merger. However, studies have found that at a certain distance (the final parsec), the number of stars available to drive the SMBH's close enough are greatly diminished, due to ejections, and the two never get close enough to merge. The influence of a third black hole can replenish this loss of stars which would quicken the merger or it can directly influence the orbit of the BBH (Ryu et al. 2017). Triple systems of SMBH's are expected to exist when three galaxies merge. A very recent discovery of such a system was found by Kollatschny et al. NGC 6240, has been long known to harbour two active galactic nuclei but using a more detailed spectroscopic study with data from MERLIN and VLBA, three active galactic nuclei were resolved in the system. It was found that this system is in the final state of merging and all nuclei exist in a range of within 1 kpc with masses each in excess of $9 \times 10^7 M_\odot$. (Kollatschny et al. 2020)

Studying triple systems is more complicated than studying binary systems. As there exists no analytical solution to the three body problem, numerical orbital integration must be used to study individual cases. With modern technology, it has become possible to conduct numerical simulations and analyse the evolution of triple systems from a statistical standpoint. In 1913, Carl Burrau put forth his famous problem of three bodies. The evolution of three bodies was followed with initial conditions such that each of the bodies were placed at the vertices of a 3,4,5 Pythagorean triangle. The masses of each of the bodies also reflected the side of the triangle that was opposite to it (Burrau 1913). Without the use of computers, he was able to calculate, manually, the trajectory of these bodies but for a limited time.

Szebeheley and Peters (1967) analysed Burrau's problem with the use of computers. They found that the three body problem was not periodic nor quasi periodic but after looking at numerous cases, found that an eventual evolution of some three body systems resulted in a binary pair being formed and one of the other bodies escaping the system entirely (Szebehely & Peters 1967). Valtonen et al. (1995) further studied Burrau's problem in five different cases – varying the mass unit from 10^5 $M_\odot$ to 10^9 $M_\odot$. Their results showed that the smaller mass systems typically ended in a binary pair formation and the third body escaping the system. The large-mass cases ended in the eventual merging of all three bodies (Valtonen et al. 1995). In Figure 1 we recreate the solution to Burrau's three-body problem where the bodies are of masses 3 $M_\odot$, 4 $M_\odot$ and 5 $M_\odot$ and start from rest at the vertices of a 3,4,5 Pythagorean triangle. Bodies M_1 and M_2 form a binary pair and M_3 escapes.

This study follows the ideas from the work of Valtonen et al., where the mass unit range is instead 10^0 $M_\odot$ -10^{12} $M_\odot$. Initial configurations for orbital integration are not only the 3,4,5 triangle but all Pythagorean triangles with c (hypotenuse) less than 100 making this study a total of sixteen triangles, each with thirteen individual cases. The code used was provided by Prof. Seppo Mikkola((Mikkola & Aarseth 1993);(Mikkola & Aarseth 1996); (Mikkola & Tanikawa 1999);(Mikkola & Aarseth 2002); (Mikkola & Merritt 2006); (Mikkola & Merritt 2008);(Hellström & Mikkola 2010); (Mikkola & Tanikawa 2013a); (Mikkola & Tanikawa 2013b)) which uses 2.5^{th} order pN corrections for N-body simulations. Initially, higher order approximations were considered for this work, however, a recent study (Valtonen et al. 2017) has shown that higher order terms in post-Newtonian equations used for approximating triple body interactions may not be very accurate. In studying the

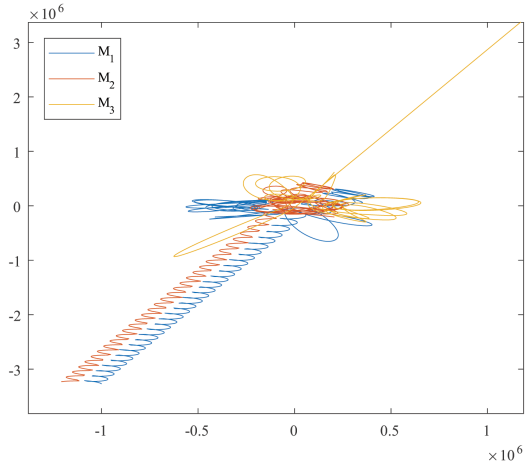

Figure 1. The orbital solution of Burrau's 3,4,5 three-body problem. Mass units are 3,4 and 5 $M_\odot$ with initial separations of the bodies being 3,4 and 5 pc.

BBH system, OJ 287,over a period of fourteen flares, an orbit search algorithm was used to map against recorded flares. It adjusted until a good model orbit could be found for the BBH. It was found that for such an orbit, a solution only exists if the first radiation reaction term is used, the 2.5th order term, as higher order radiation reaction terms (3.5, 4.5) are close in absolute value but opposite in sign which result in cancellation.

We focus on three major parameters of the triple systems: (a) The number of mergers - It is most probable that triple systems can end in one of two ways: 1. Two of the bodies form a binary pair and the third escapes - we detect an escape as when a body obtains hyperbolic velocity with respect to the center of mass of the system; 2. All three bodies merge. A third, less typical outcome is that there is a merger of two bodies and the remnant and third body separate (this may be due to a relativistic kick after the merger of two black holes (Hughes et al. 2005), (Baker et al. 2008)) Relativistic effects used in the code ensure that due to gravitational wave emissions, mergers will always ensue in place of bound binaries. The binary pair formed in Figure 1 will eventually end in a merger. ; (b) The lifetime of the triple systems- defined as the time until the first merger occurs or in the case where there are no mergers, the time until a permanent binary pair is formed and the third body is ejected (Boekholt et al. 2020) and ; (c) number of binary encounters among the three bodies, which we define as an (not always bound) binary interaction between any of the two bodies during the system's lifetime.

This paper is divided into 3 sections.**Section 2** will focus on the method and dataset. In **Section 3**, the results for the effect of relativistic corrections, the effect of mass unit and the effect of distance unit as well as the implications of these results will be discussed.

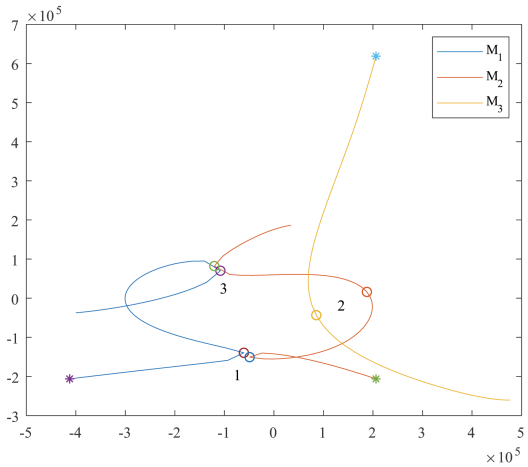

Figure 2. An illustration of three binary encounters labelled as 1,2 and 3. Binary encounters are discussed in Section 2.2.

2 METHODOLOGY AND DATASET

2.1 Timescales

The crossing time of a system is defined as the time taken for a body to pass through a system as given by the equation below (Valtonen & Karttunen 2006)

$$T_{cr} = GM^{5/2}(2|E_0|)^{-3/2} \quad (1)$$

2000 crossing times were used as upper boundaries when running simulations instead of years since with the smaller mass systems, the upper limit in years was at times not long enough for interactions among the bodies within the system. For the data describing lifetimes of the systems, timescales were kept uniform for ease of comparison and converted to physical years.

2.2 Binary Encounters

One of the parameters we consider is the number of binary encounters that occurs within a triple system's lifetime. This is employed by checking the minimum distances between bodies at each timestep. When a local minimum of this value is observed, we detect a binary encounter.

Figure 2 shows the plot of a binary encounter. This is for the 3,4,5 case with mass unit 10^6 $M_\odot$ and distance unit 1pc. The plot illustrates the first 120 time steps within which three binary encounters are detected. The stars show the initial positions for the three bodies. The plot shows the bodies moving toward each other where M_1 and M_2 have a close encounter, labelled as 1, and subsequently move away from each other. This is the first binary encounter. The second and third are marked as 2 and 3 with an encounter between M_2 and M_3 and then again with M_1 and M_2, respectively.

We use the number of binary encounters as a parameter in order to characterise interaction within a system.

2.3 Dataset

The effect of relativistic corrections was first briefly investigated using two triangles - (3,4,5) and (5,12,13) by comparing results with simulations done with relativistic corrections turned off. Simulations were conducted for each triangular configuration where mass was varied as 10^0 $M_\odot$ - 10^{12} $M_\odot$. In the first set, relativistic corrections were turned on (pN 2.5^{th} order) and the second set, with the same mass units, relativistic corrections were turned off for a purely Newtonian result.

Since Pythagorean triangles were used as startup configurations, initial separations of the bodies are always integer values in parsecs.

We then conducted in depth simulations on the classical 3,4,5 configuration where both mass and distance were varied. The mass unit was increased from 10^0 $M_\odot$ - 10^{12} $M_\odot$ in increasing factors of lg(0.1 $M_\odot$). For each mass unit used, the distance unit was varied from 10^{-1} parsecs to 10^4 parsecs in increasing factors of lg(0.5 parsecs).

Simulations were then run for a total of sixteen initial configurations (with relativistic corrections on): the sixteen Pythagorean triangles with c< 100. For each triangle, thirteen individual simulations were run so that the mass unit could be varied for each from 10^0 $M_\odot$ - 10^{12} $M_\odot$, the distance unit was kept at 1 parsec. A summary is provided in Table 1.

Parameters used to compare each of the systems are: 1. The fraction of mergers and whether a system moves from being three bodies to being two via either a merger or an escape, 2. The lifetimes of the systems, 3. The number of binary encounters. In all simulations conducted, point masses all began with zero initial velocity, zero angular momentum and were kept in the 2D planar case.

3 RESULTS AND DISCUSSION

3.1 Effect of Relativistic Corrections

In order to verify the effect of relativistic corrections on the evolution of these systems we simulate first without relativistic corrections turned on, for a Newtonian perspective, and then with corrections turned on, for a relativistic perspective for the (3,4,5) triangle. Figure 3 shows the number of mergers for both cases - no merging occurs in the Newtonian simulations but merging appears from the IMBH range in the relativistic simulations. Figure 4 shows the number of binary encounters in the Newtonian case as compared to the very interactive relativistic one. Obviously, Newtonian cases are not mass dependent as the relativistic cases.

There are obvious spikes at the 10^5 $M_\odot$ and 10^7 $M_\odot$ mass units. These systems experience several long ejections and binary pair formations which ensures longer lifetimes and more binary encounters detected than the other systems. The spike at 10^9 $M_\odot$ occurs due to the highly chaotic nature of this system. As compared to the preceding (10^8 $M_\odot$) and following (10^{10} $M_\odot$) systems, this one does not experience merging of all three bodies within 2000 crossing times. Instead there is potentially a relativistic kick as two of the bodies (M_2 and M_3) merge which then allows the third body (M_1) and the remnant to go separate ways shortly after. In the 10^8 $M_\odot$ and 10^{10} $M_\odot$ mass units two mergers occur in much shorter times. The typical prediction would be that at the 10^9 $M_\odot$ mass unit there would also be two mergers, however due chaotic nature of the three-body system, this does not occur.

Figure 5 shows the lifetime (crossing times) in the relativistic approximation vs. Newtonian. As expected, the Newtonian cases do not depend on the increase in mass and changing crossing time scale. This is not reflected in the relativistic cases which show a marked dependence on mass.

Table 1. A summary of simulations conducted separated into individual Runs.

Run	Influence of	Configuration Tested	Mass Unit ($M_\odot$)	Distance Unit (parsecs)
One	Relativistic Effects	(3,4,5), (5,12,13)	10^0, 10^1,..., 10^{11}, 10^{12}	1
Two	Mass and Distance	(3,4,5)	10^0 , $10^{0.1}$, ..., $10^{11.9}$, 10^{12}	10^{-1}, $10^{-0.5}$,..., $10^{3.5}$, 10^4
Three	Mass	All Pythagorean Triangles with Hypotenuse<100	10^0, 10^1,..., 10^{11}, 10^{12}	1
Four	Distance	All Pythagorean Triangles with Hypotenuse<100	10^6	10^{-2}, 10^{-1},..., 10^3, 10^4

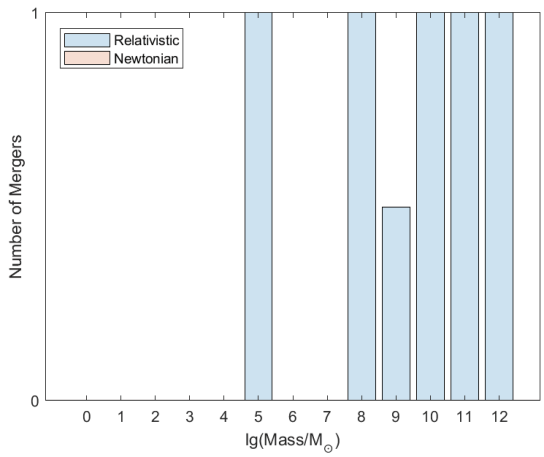

Figure 3. The number of mergers per each mass unit for the 3,4,5 triangle in the Newtonian and Relativistic cases. Obviously, in the Newtonian case there are no mergers.

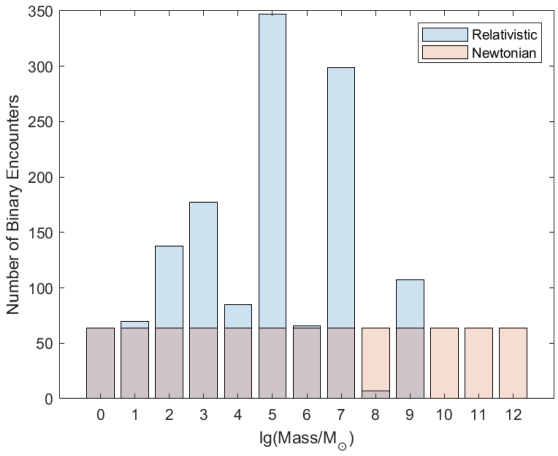

Figure 4. The number of binary encounters per each mass unit for the 3,4,5 triangle in the Newtonian and Relativistic cases.

The influence of mass increase is seen particularly in the dominance of merging. Relativistic effects - namely the emission of gravitational radiation introduced at the 2.5th pN order - make the systems merge very quickly at larger mass units and this makes the evolution of such systems much more regular and less complicated than in the Newtonian cases. The results using the (5,12,13) configuration exhibit similar results.

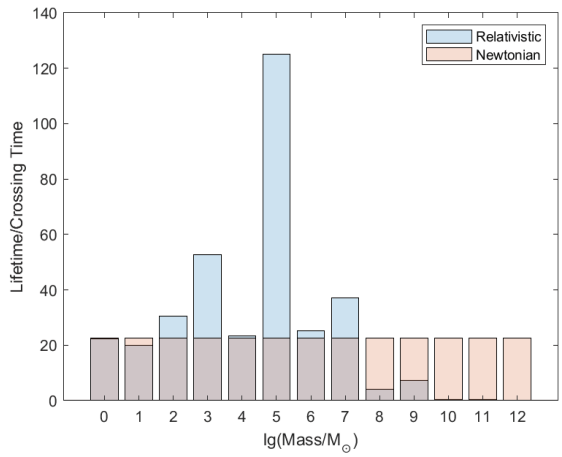

Figure 5. The lifetime per each mass unit for the 3,4,5 triangle in the Newtonian and Relativistic cases.

3.2 The 3,4,5 Triangle

Before studying the ensemble of Pythagorean triples we look at the 3,4,5 triangle in greater detail than had been done by Valtonen et al. The lifetimes of the systems as mass and distance are varied are shown in Figure 6. The mass units 10^5 $M_\odot$ to $10^{10.9}$ $M_\odot$ were chosen to show the distinction between smaller mass systems and large-mass systems. Because some mass units higher than $10^{10.9}$ $M_\odot$ had instantaneous mergers and ended their lifetimes immediately, the choice of logarithmic scaling prevented them from being presented. Using the logarithmic scaling of the lifetimes, however, allows us to present data without modifying/removing outliers. It can be seen that for masses 10^5 $M_\odot$ and 10^6 $M_\odot$, for all distance units the lifetimes are not only longer than mass units onward but also much more variant and unpredictable. The mass units between 10^6 $M_\odot$ and $10^{10.9}$ $M_\odot$ show a starker dependence on the distance unit. Large mass systems, for example the 10^9 $M_\odot$ unit, at shorter distance units (from 10^{-1} pc to 10^2 pc) have predictable and shorter lifetimes, but as the distance unit is increased, a similar behaviour to the smaller mass systems in terms of length and unpredictability of lifetime begins. This is a trend that can be expected of even the largest mass units studied here if the distance units are increased further than 10^4 pc.

This trend is also shown in the number of binary encounters as in Figure 7. For presentation of this graph, one outlier (values

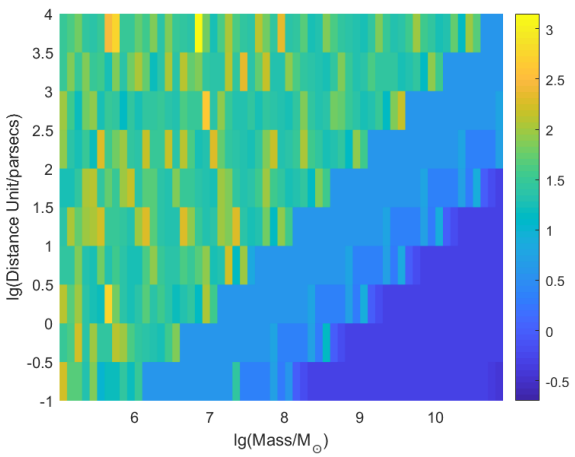

Figure 6. The lg(Lifetime/crossing time) for 3,4,5 configuration as mass unit and distance unit are increased for mass units 10^5 $M_\odot$ to $10^{10.9}$ $M_\odot$.

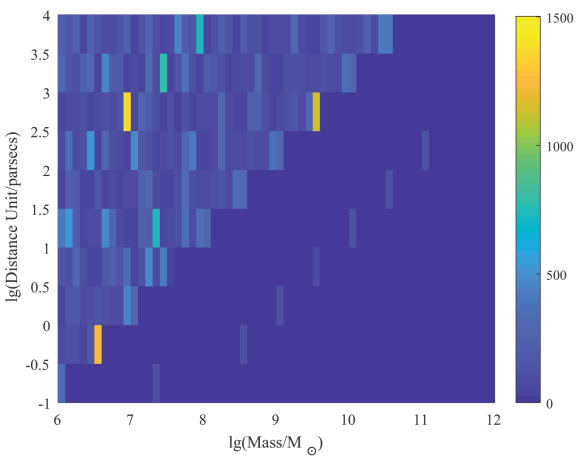

Figure 7. The number of binary encounters for 3,4,5 configuration as mass unit and distance unit are increased for mass units 10^6 $M_\odot$ to 10^{12} $M_\odot$.

outside of 3 s.t.d.'s from the mean within each mass range) had to be removed. This configuration had mass unit $10^{6.8}$ $M_\odot$ and distance unit $10^{3.5}$ pc with 5403 binary encounters were detected. Smaller mass systems exhibit much more interaction than the large-mass systems which, due to the greater emission of gravitational radiation, are attracted to each other much more quickly and prefer merging over interaction. The three yellow peaks in the graph show configurations of high numbers of detected binary encounters. These systems are 1. mass unit $10^{6.5}$ $M_\odot$ and distance unit $10^{-0.5}$ pc, 2. mass unit $10^{6.9}$ $M_\odot$ and distance unit $10^{2.5}$ pc and 3. mass unit $10^{9.5}$ $M_\odot$ and distance unit $10^{2.5}$ pc. These systems, along with the outlier mentioned above, experience many binary interactions between two of the bodies while the third body has a very long ejection. As the third body is ejected for a long duration, it returns slowly to the system where another binary pair formation happens after much more interplay. This explains why these systems show such high numbers of encounters.

We are also interested in the manner in which the systems end their lifetimes - if this is an escape or a merger. From Figure 8, as

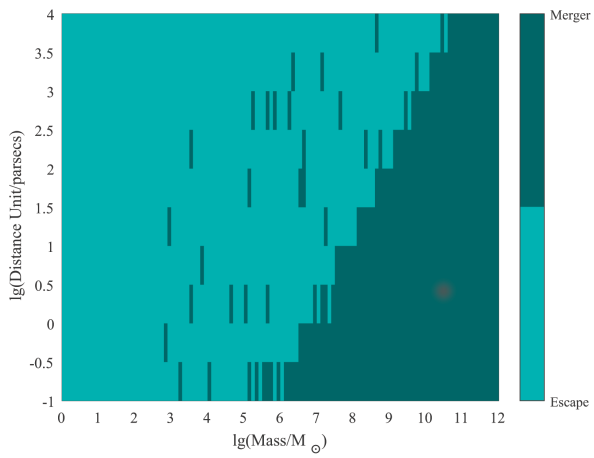

Figure 8. The simulations which end in escape or merger for the 3,4,5 configuration.

had been found by Valtonen et al., the smaller mass systems end in an escape of one of the bodies while the large-mass systems end in a merger of two of the bodies. This is expected since the smaller mass systems behave in a more Newtonian manner than the large mass systems. However, the chaotic nature of the 3,4,5 triple system manifests itself as even at the small mass units there are systems which end in mergers. These outcomes seem almost random and demonstrate how changing the initial conditions very slightly can produce different events. For example, the $10^{2.9}$ $M_\odot$ system at the 10^1 pc distance unit does not experience a merger nor an escape during the 2000 crossing times the simulation was run for. This system is outstanding since its lifetime is the greatest. The third body experiences a very long ejection for the entire simulation. In Figure 8, this system is listed as escape solely for the construction of the figure. The $10^{2.8}$ $M_\odot$ at $10^{0.5}$pc is the only system of this mass unit that ends in a merger. The $10^{3.5}$ $M_\odot$ system at 10^0pc and 10^2pc ends its triple lifetime in a merger, however, this is strange since even when this system starts off with a sub-parsec distance there is escape over merger. This system (and the others that also ended in unexpected ways) also showed similar trends in their lifetimes and the number of binary encounters they had.

3.3 Effect of Increasing Mass

For each mass unit studied there are 32 mergers possible. There are 16 individual simulations per mass unit and in each simulation, two mergers in total are possible within 2000 crossing times. Figure 9 shows what fraction of these possible 32 mergers take place within the 2000 crossing times as the mass unit increases. A correlation coefficient of 0.9868 exists between the mass unit and the fraction of mergers suggesting strong, positive correlation between the two variables. A notable increase is seen from the $10^7 M_\odot$ mark. This is in corroboration with the results of Valtonen et al. where mergers begin to dominate from about the same mass unit. It is here that the problem transitions from a Newtonian scenario to a relativistic one. Gravitational radiation plays a bigger role and the bodies lose energy more quickly and subsequently fall inward and merge at a much faster rate (Valtonen et al. 1995).

We also consider the fraction of simulations which end their lifetimes in either a merger or an escape. This is seen in Figure 10.

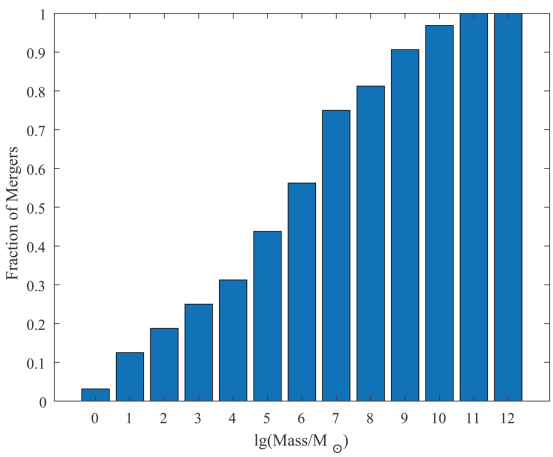

Figure 9. The fraction of mergers per each mass unit for all triangular configurations.

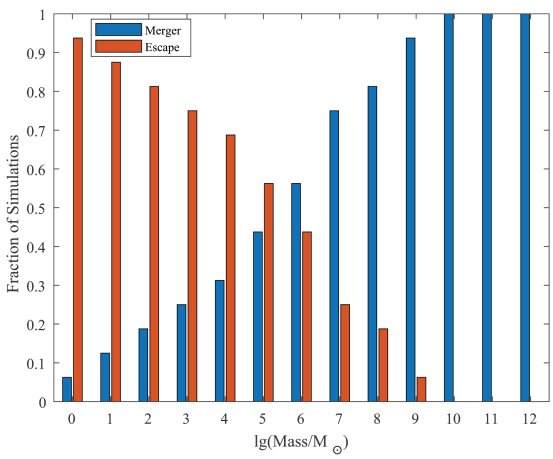

Figure 10. The fraction of simulations which end in a merger or an escape.

A high positive correlation between mass unit and the fraction of simulations which end in a merger was found (0.9838) and, correspondingly, a high negative correlation between the mass unit and fraction of simulations ending in an escape was found (-0.9838). A transitory mass range can be seen from escape to merger domination at $10^5 M_\odot$ - $10^6 M_\odot$. We look at this range more in depth by conducting simulations with increasing mass unit (10^5,$10^{5.1}$,..., $10^{5.9}$,10^6)$M_\odot$ for all triangular configurations and find that the transition can be further narrowed down to the $10^{5.5} M_\odot$-$10^{5.6} M_\odot$ range (Figure 11) . From Figure 12, it can be seen that as the mass unit increases the average number of binary encounters per mass unit tend to decrease. The larger the bodies become and the stronger the gravitational effect of each, the less there is interaction. A correlation coefficient between the two variables is -0.9016. These bodies, as seen by the merge data, tend to gravitate toward each other very quickly (on the largest scales, this is almost immediate) and coalesce. This in turn affects the lifetimes of the systems and it is found then that the large-mass systems end their lifespans quickly while small systems last longer and the bodies interact with each other more. From the box and whisker plot of Figure 13, smaller mass

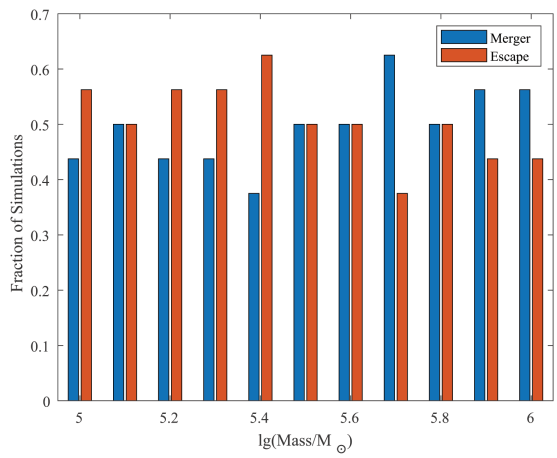

Figure 11. The fraction of simulations which end in a merger or an escape between $10^5 M_\odot$-$10^6 M_\odot$.

Table 2. A list of systems with binary encounters that were considered outliers for the boxplot of Figure 13

Configuration	Mass Unit/$M_\odot$	Number of Binary Encounters
(3,4,5)	10^5, 10^7, 10^9	348, 300, 108
(5,12,13)	10^4	537
(8,15,17)	10^3	689
(9,40,41)	10^2	460
(11,60,61)	10^1	564
(12,35,37)	10^3	1512
(13,84,85)	10^0	1813
(28,45,53)	10^4	530
(33,56,65)	10^6, 10^7	232, 174
(48,55,73)	10^6	456

systems show more variation in the number of binary encounters while the number of binary encounters for larger mass cases are more in agreement with each other. This plot was done after removing outliers (within each mass unit grouping) and replacing with the average number of binary encounters per mass unit. This was done so that the plot could be made readable. These systems are listed in Table 2.

We also consider the variation in lifetime for the ensemble of triples as in Figure 14. In both the small mass cases and large mass cases there is a general closeness in the length of lifetimes. As masses get intermediate, however, the variations appear to be more significant. The outliers, however, appear more at the small mass cases - a characteristic of the more chaotic small mass systems. The large mass systems, as already discussed, merge quickly and behave more expectedly. By curve fitting the data for average lifetimes (in years) of all the systems vs. mass unit, the average lifetime decays exponentially as $(1.567 \times 10^{10}) e^{-1.449x}$ with a coefficient of determination of 0.9986.

If we consider the triangles individually, for comparative pur-

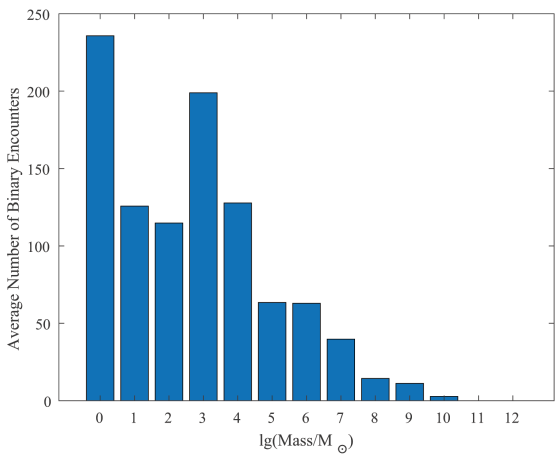

Figure 12. The average number of binary encounters per each mass unit.

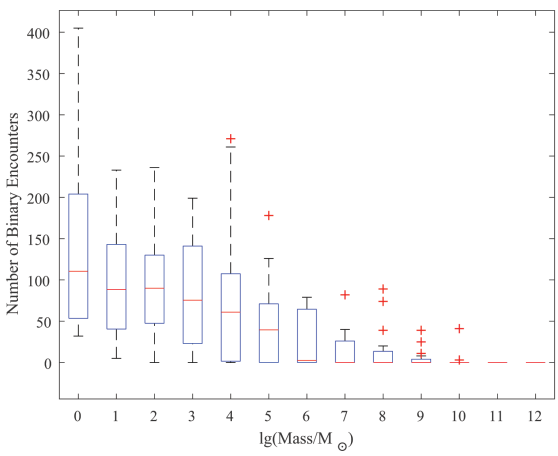

Figure 13. Box plot of the average number of binary encounters per each mass unit.

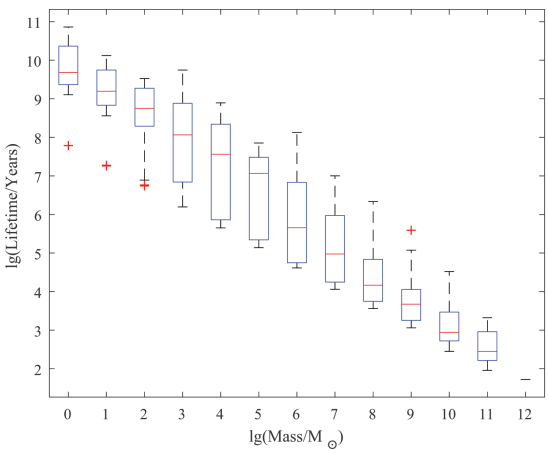

Figure 14. Box plot of the lg(lifetime/years) as mass unit is increased.

poses, we find that with the exception of (9,40,41), (11,60,61), (16,63,65) and (13,84,85) triangular configurations, mergers do not occur for the smaller mass units i.e. $10^0 M_\odot$ to about $10^3 M_\odot$. The mentioned configurations that do not obey this all have one dimension that is significantly smaller than the other two.

These would be considered closer to hierarchical type systems. Here, we follow the terminology of (Anosova et al. 1990).These systems though not hierarchical by definition, are still much closer to this type of configuration than the other Pythagorean triples discussed below and we use the description 'closer to hierarchical' to highlight the contrast in results. These systems form temporary binaries in the beginning of their lifetimes and describing systems in such a way has been done before (Chernin & Valtonen 1998). There is obvious hierarchy though this is not the standard definition. Their dynamics and final evolutionary paths follow more closely to a traditional hierarchical system and as such we use this to separate the systems based on their behaviour. Binary pairs within typical hierarchical triples merge in a shorter time than binaries in non-hierarchical triples. In the cases listed above, merging dominates from even small mass units with the (11,60,61) triangle having mergers from even the $10^1 M_\odot$ mass unit.

In order to quantify in an informal manner which of the triangles closer to hierarchical than others, the angle between the hypotenuse and the second longest side of the triangle can be used. For an angle that is $>30°$, the triangle can be considered more non-hierarchical. This corresponds to the following triangles: (3,4,5); (20,21,29); (28,45,53); (33,56,65); (48,55,73); (65,72,97). Three of these triangles behave typically - (28,45,53), (33,56,65) and (65,72,97) - the two former triangles however, lie on the cusp of what we consider here to be hierarchical (31.9° and 30.5° respectively). The (65,72,97) triangle however has an angle of 42°. It is of note that the (3,4,5) and the (48,55,73) triangles exhibit the strangest results, especially when looking at merge rates. The (20,21,29) triangle also behaves differently as it is the configuration that takes the longest for mergers to show up - this is at $10^{10} M_\odot$.

Non-hierarchical triples can be more unpredictable than hierarchical triples. It has been found by extensive study (in the Newtonian case) that while there is some stability for true hierarchical systems, for non-hierarchical ones no criterion of stability exists (Anosova & Orlov 1992). Typically we can see that the more hierarchical triples (such as (11,60,61), (9,40,41), etc) end quickly with mergers dominating from even smaller mass units.

This is not so for the more non-hierarchical triples (such as the (20,21,29), (65,72,97), etc) where mergers only dominate at large mass units and lifetimes are longer. The (3,4,5) triangle demonstrates this pattern. This relationship is easily seen from the more hierarchical (11,60,61) triangle where mergers dominate from the $10^1 M_\odot$ and binary encounters decline at the same mass unit.

To predict how the non-hierarchical triples would evolve is difficult as it is a natural feature of the three body problem to exhibit chaos and unpredictability. Portegies Zwart et al. (2018) found that the 3,4,5 Pythagorean problem was time reversible from a Newtonian perspective (this, however, is not prevented by chaos). (Zwart & Boekholt 2018). It was also found by Boekholt et al. that five percent of triples (of black holes with masses of $10^6 M_\odot$ and separations of 1pc and zero angular momentum) are fundamentally unpredictable due to being time irreversible up to Planck length in the Newtonian case (Boekholt et al. 2020).

The (3,4,5) simulations (distance unit kept at 1pc) when compared to that of Valtonen et al.(1995), show peculiar differences in the $10^5 M_\odot$ case. In our study, as mass increases the number of mergers dominate from $10^8 M_\odot$ but at the $10^5 M_\odot$ mass unit,

there are two mergers. In the 1995 study, this was not the case. Mergers dominated from the $8\times10^6 M_\odot$ while escapes dominated at prior mass units. At the $10^9 M_\odot$ mass unit, merging of all bodies occurred very quickly. In this study we see that only one merger occurred in 2000 crossing times for $10^9 M_\odot$ case. These differences can be explained by the updated code that was used between then and now by Prof. Mikkola. Updates would have been from 1995 to present time, 2020 ((Mikkola & Aarseth 1993);(Mikkola & Aarseth 1996); (Mikkola & Tanikawa 1999);(Mikkola & Aarseth 2002); (Mikkola & Merritt 2006); (Mikkola & Merritt 2008);(Hellström & Mikkola 2010); (Mikkola & Tanikawa 2013a); (Mikkola & Tanikawa 2013b)). The code used in 1995 by Valtonen et al. used a different method for orbital integration - a chain regularization method where Kustaanheimo-Stiefel co-ordinate transformations were used for regularization (Mikkola & Aarseth 1993). The code used in this work, following several key updates, uses a logarithmic-Hamiltonian leapfrog algorithm instead that is much simpler and more accurate (Mikkola & Tanikawa 2013b). These changes, due to the chaotic nature of the problem, could have been amplified to result in different outcomes.

In particular the 10^5 $M_\odot$ mass unit system is interesting as it fails numerical accuracy tests when the accuracy parameter, ϵ, is varied (halved and doubled). In both cases when this value is changed, the system ends similarly to the 1995 solution where there is escape and binary pair formation instead of mergers. There is a noticeable divergence in trajectory around 32-51 crossing times between the simulation using standard accuracy parameter and those when the value is doubled and halved. During this period in the standard simulation there is a triple interaction which does not occur in the test simulations. M_3 is intercepted by M_2 while M_1 is nearby. This ultimately results in M_2 and M_3 merging which does not happen in the test simulations.

This illustrates the fundamental unpredictability of this system. This system may fall into the fraction of simulations that are time irreversible in the Newtonian case. The mass unit $10^5 M_\odot$ is close to that of which was simulated in the work of (Boekholt et al. 2020), $10^6 M_\odot$. By changing the accuracy parameter (as had been demonstrated in that study) here, in our simulations, this results in unpredictability of the outcome.

3.4 Effect of Distance

The distance unit also plays a role in the evolution of the triple systems as was seen in the 3,4,5 configuration. Here we study how this affects the ensemble of triple configurations. There is strong negative correlation (-0.9791) between the fraction of simulations which end in mergers and increasing distance unit and, correspondingly, strong positive correlation (0.9791) between the fraction of simulations which end in escape and increasing distance unit with the mass unit fixed at $10^6 M_\odot$. For this mass unit we see that at the 10^0pc to 10^1pc distance units there is a transition from simulations ending in mergers to simulations ending in escape (Figure 15). There is an exponential increase in average lifetime as the distance unit is increased at mass unit $10^6 M_\odot$ with equation $(1.828\times10^8)e^{2.776x}$ with a coefficient of determination of 1.

We also find that there is a spike in the average number of binary encounters at the 10^3pc distance unit for the mass unit studied. This may be the optimum distance unit (of all the units studied here) for the mass unit of $10^6 M_\odot$ to have the most interactive triple lifetime. The distance may be short enough that there is strong gravitational interaction but not too short that all of the black holes are immediately influenced to merge. This is shown in Figure 16.

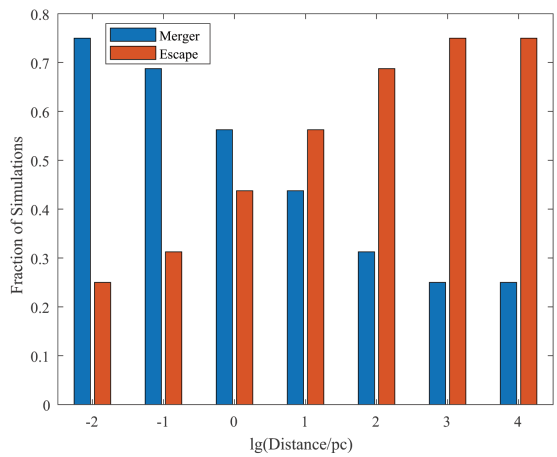

Figure 15. The fraction of simulations which end in and escape or a merger as distance unit is increased.

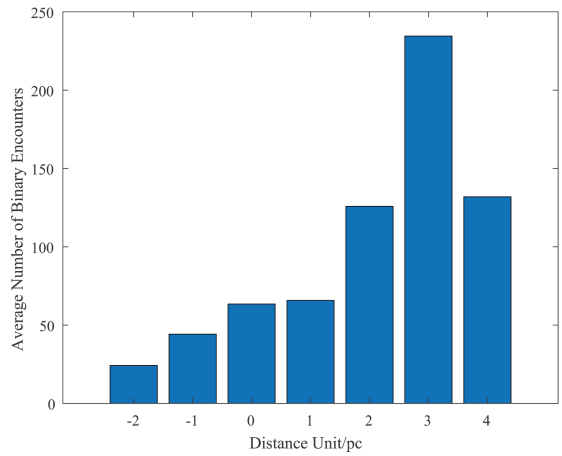

Figure 16. The average number of binary encounters as distance is increased

4 CONCLUSIONS

By conducting simulations of triple black hole systems, it was found that as the mass unit increases, the problem becomes more relativistic around the $10^7 M_\odot$ unit and the number of mergers and the merger rate increase. High positive correlation was found between the fraction of mergers occurring and the mass unit (0.9868). This is opposite for the average number of binary encounters where high negative correlation was found with increasing mass unit (-0.9016). Around the mass unit range of $10^{5.5} M_\odot$-$10^{5.6} M_\odot$, there was a transition from the triple systems ending their lifetimes in escape to ending in a merger. As the mass unit increased, the lifetimes of the systems decreased exponentially. This was drastic for large cases of $10^9 M_\odot$ and above where lifetimes were zero since there was instantaneous merging of the black holes. In studying the effect of distance with fixed mass unit of $10^6 M_\odot$, a strong negative correlation was found between the fraction of simulations ending in mergers and increasing distance unit. The average number of binary encounters increased as distance unit increased, however, at the 10^3pc distance unit there was a notable spike. The average lifetimes of the systems

increased exponentially with increasing distance unit. A subsequent study is planned by the authors to analyse the effect of spin on triple systems in these Pythagorean configurations.

ACKNOWLEDGEMENTS

Authors are thankful to Prof. Seppo Mikkola for providing his code.

DATA AVAILABILITY

The data underlying this paper are available in [Figshare Repository], at https://doi.org/10.6084/m9.figshare.13194080.v2

Code by Prof. Mikkola is available at - http://www.astro.utu.fi/mikkola/

Additional code by authors can be found here - https://doi.org/10.6084/m9.figshare.13194146.v1

REFERENCES

Abbott R., et al., 2020, Phys. Rev. Lett., 125, 101102
Anosova Z. P., Orlov V. V., 1992, Astronomy and Astrophysics, 260, 473
Anosova J. P., Orlov V. V., Chernin A. D., Ivanov A. V., Kiseleva L. G., 1990, International Astronomical Union Colloquium, 124, 633
Baker J., Centrella J., Choi D.-I., Koppitz M., Meter J., Miller a., 2008, The Astrophysical Journal Letters, 653, L93
Boekholt T. C. N., Zwart S. F. P., Valtonen M., 2020, Monthly Notices of the Royal Astronomical Society, 493, 3932
Bonetti M., Haardt F., Sesana A., Barausse E., 2018, Monthly Notices of the Royal Astronomical Society, 477, 3910
Bonetti M., Sesana A., Haardt F., Barausse E., Colpi M., 2019, Monthly Notices of the Royal Astronomical Society, 486, 4044
Burrau C., 1913, Astronomische Nachrichten, 195, 113
Chernin A. D., Valtonen M. J., 1998, New Astronomy Reviews, 42, 41
Fragione G., Bromberg O., 2019, Monthly Notices of the Royal Astronomical Society, 488, 4370
Gebhardt K., Rich R. M., Ho L. C., 2005, The Astrophysical Journal, 634, 1093
Hellström C., Mikkola S., 2010, Celestial Mechanics and Dynamical Astronomy, 106, 143
Hughes S. A., Favata M., Holz D. E., 2005, in Merloni A., Nayakshin S., Sunyaev R. A., eds, Growing Black Holes: Accretion in a Cosmological Context. pp 333–339 (arXiv:astro-ph/0408492), doi:10.1007/11403913_64
Kollatschny W., Weilbacher P. M., Ochmann M. W., Chelouche D., Monreal-Ibero A., Bacon R., Contini T., 2020, Astronomy & Astrophysics, 633, A79
Kormendy J., Richstone D., 1995, Annual Review of Astronomy and Astrophysics, 33, 581
Lin D., et al., 2020, The Astrophysical Journal, 892, L25
Mikkola S., Aarseth S. J., 1993, Celestial Mechanics & Dynamical Astronomy, 57, 439
Mikkola S., Aarseth S. J., 1996, Celestial Mechanics & Dynamical Astronomy, 64, 197
Mikkola S., Aarseth S., 2002, Celestial Mechanics and Dynamical Astronomy, 84, 343–354
Mikkola S., Merritt D., 2006, Monthly Notices of the Royal Astronomical Society, 372, 219
Mikkola S., Merritt D., 2008, The Astronomical Journal, 135, 2398
Mikkola S., Tanikawa K., 1999, Celestial Mechanics and Dynamical Astronomy volume, 74, 287–295
Mikkola S., Tanikawa K., 2013a, New Astronomy, 20, 38
Mikkola S., Tanikawa K., 2013b, Monthly Notices of the Royal Astronomical Society, 430, 2822
Ryu T., Perna R., Haiman Z., Ostriker J. P., Stone N. C., 2017, Monthly Notices of the Royal Astronomical Society, 473, 3410
Szebehely V., Peters C. F., 1967, The Astronomical Journal, 72, 876
Valtonen M., Karttunen H., 2006, The Three-Body Problem. Cambridge University Press
Valtonen M. J., Mikkola S., Pietilä H., 1995, Monthly Notices of the Royal Astronomical Society, 273, 751
Valtonen M. J., et al., 2017, Proceedings of the International Astronomical Union, 13, 29
Zwart S. F. P., Boekholt T. C., 2018, Communications in Nonlinear Science and Numerical Simulation, 61, 160

This paper has been typeset from a TEX/LATEX file prepared by the author.