

Anomalous diffusion in nonlinear transformations of the noisy voter model

Rytis Kazakevičius* and Aleksejus Kononovicius†

Institute of Theoretical Physics and Astronomy, Vilnius University, Saulėtekio 3, LT-10257 Vilnius, Lithuania

Voter models are well known in the interdisciplinary community, yet they haven't been studied from the perspective of anomalous diffusion. In this paper we show that the original voter model exhibits ballistic regime. Non-linear transformations of the observation variable and time scale allows us to observe other regimes of anomalous diffusion as well as normal diffusion. We show that numerical simulation results coincide with derived analytical approximations describing the temporal evolution of the raw moments.

I. INTRODUCTION

There is a broad range of systems where the time dependence of the centered second moment is not linear as in the classical Brownian motion. Such family of processes is called anomalous diffusion. In one dimension the anomalous diffusion is defined by the power-law time dependence of the mean square displacement (MSD) [1]

$$\langle (\Delta x)^2 \rangle = D_\gamma t^\gamma. \quad (1)$$

Here D_γ is the anomalous diffusion coefficient. When $\gamma \neq 1$, this time dependence deviates from the linear function of time characteristic for the Brownian motion. If $\gamma < 1$, this phenomenon is called subdiffusion. Occurrence of subdiffusion has been experimentally observed, for example, in the behavior of individual colloidal particles in random potential energy landscapes [2]. Superdiffusion ($1 < \gamma \leq 2$) has been observed in vibrated granular media [3].

Recently, in Refs. [4–7] it has been suggested that the anomalous diffusion can be a result of heterogeneous diffusion process (HDP), where the diffusion coefficient depends on the position. Such spatially dependent diffusion can be created in thermophoresis experiments using a local variation of the temperature [8, 9]. Theoretical aspects of a Brownian particle diffusion in an environment with a position dependent temperature has been investigated in [10].

Voter model started as a simple model of spatial competition between two species [11, 12], but over the decades it has become one of the most studied models in opinion dynamics [13–15]. As the original model is extremely simple, involving only the recruitment mechanism, it has seen a lot of modifications. Introduction of zealotry [16, 17], random transitions [18, 19], network topologies [20–25] and nonlinear interactions [26, 27] were shown to have effects on the phase behavior of the voter model. Voter model has also seen applications in the modeling of electoral and census data [28–32] and financial markets [33–39]. Anomalous diffusion, to the best of our knowledge, has not been considered in the voter model or its modifications up until recently [40]. In [40] it was shown that anomalous diffusion can be observed by considering individual agent trajectories in a modified voter model, thus providing an explanation for the observations made in the parliamentary attendance data [41]. Here we show that after a non-linear transformation of the observed variable or the time scale the noisy voter model is able to exhibit subdiffusion, superdiffusion and localization phenomenon.

The paper is organized as follows. Section II is dedicated to the description of the original noisy voter model. Next, in Section III we consider non-linear transformation of the observed variable. In Section IV we show that non-linear transformation of the time scale yields similar process as the non-linear transformation of the observed variable.

II. NOISY VOTER MODEL

In [11] a simple model of competition between two species was proposed in which randomly selected member of species replaced another member of the same or other species. In context of social system modeling, the core mechanism of this model is quite similar to recruitment mechanism. Actually this model has first become well known in opinion dynamics community, in which it is known as the voter model [12, 13].

*Electronic address: rytis.kazakevicius@tfai.vu.lt

†Electronic address: aleksejus.kononovicius@tfai.vu.lt; URL: <http://kononovicius.lt>

Here we will consider modification of the original voter model, which in the literature is known as the herding model [18] or the noisy voter model [19]. While the original model accounts only for the two particle interactions (one particle adopts the state of the other particle), the noisy voter model also accounts for one particle interactions (independent switching of the state). Assuming that there are two states available and the number of particles, N , is fixed, one can write the following transition rates to describe the model:

$$\begin{aligned}\pi(X \rightarrow X + 1) &= \pi^+ = (N - X)(r_1 + hX), \\ \pi(X \rightarrow X - 1) &= \pi^- = X(r_2 + h[N - X]).\end{aligned}\quad (2)$$

In the above X is the number of particles in the first state, r_i are the independent (one particle interaction) transition rates, while h is the recruitment (two particle interaction) transition rate. Numerically this model can be simulated using Gillespie method [42]. In our numerical simulations we use Gillespie method with a modification, which allows us to quickly obtain the results even with large N (see Appendix A for more details).

As the rates describe one step transitions, birth–death process framework can be used to derive stochastic differential equation (abbr. SDE) approximating the discrete process [43]. In thermodynamic limit, $N \rightarrow \infty$, for $x = \frac{X}{N}$ the following SDE is obtained:

$$dx = \frac{\pi^+ - \pi^-}{N} dt + \sqrt{\frac{\pi^+ + \pi^-}{N^2}} dW \approx h[\varepsilon_1(1 - x) - \varepsilon_2 x] dt + \sqrt{2hx(1 - x)} dW. \quad (3)$$

In the above $\varepsilon_i = \frac{r_i}{h}$ are the relative independent transition rates. Without loss of generality we can set $h = 1$ as this parameter controls base event rate of the process as whole.

Steady state distribution of x is Beta distribution, probability density function (abbr. PDF) of which is given by:

$$P_{st}(x) = \frac{\Gamma(\varepsilon_1 + \varepsilon_2)}{\Gamma(\varepsilon_1)\Gamma(\varepsilon_2)} x^{\varepsilon_1 - 1} (1 - x)^{\varepsilon_2 - 1}. \quad (4)$$

Beta distribution is observed in variety of socio–economic scenarios. Electoral [24, 30, 31, 44], religious adherence [45] and census data [32] seem to follow Beta distribution. While Beta distribution is not commonly observed in finance, it was shown [35, 46] that x can be transformed into another variable, $y = \frac{x}{1-x}$, which has a meaning of modulating (long–term) return. The new variable y has a power–law steady state distribution and its time series have long–range memory property, both of which are financial market stylized facts [47]. These empirical observations indicate that noisy voter model might be reasonable model of opinion dynamics in socio–economic scenarios.

III. TRANSFORMATION OF THE OBSERVED VARIABLE

Here we will consider a more general form of non–linear transformation of x :

$$y = \left(\frac{x}{1-x} \right)^{1/\alpha}, \quad (5)$$

with $\alpha \neq 0$. Such transformation, with $\alpha = 1$, was previously considered in financial market context and assumed to correspond to the long–term component of return [35, 46]. We will show that after applying this, more general, transformation the series generated by the model exhibits various regimes of anomalous diffusion, dependent on the value of α .

Using Ito lemma for variable transformation, the following SDE for y is obtained:

$$dy = \frac{1}{\alpha^2} [(1 + \alpha - \alpha\varepsilon_2) + (1 - \alpha + \alpha\varepsilon_1)y^{-\alpha}] y(1 + y^\alpha) dt + \sqrt{\frac{2}{\alpha^2}} y^{1-\frac{\alpha}{2}} (1 + y^\alpha) dW. \quad (6)$$

Note that SDE (3) is qualitatively invariant to $x \rightarrow 1 - x$ transformation. Namely the transformed SDE would have exactly the same form as SDE (3) with an exception that the parameters ε_1 and ε_2 exchange their places. This is rather natural result as such transformation means simply relabeling of the states. Yet this has an important consequence on the SDE (6): this SDE is invariant to $y \rightarrow \frac{1}{y}$ transformation with the same caveat. This property is particularly useful, because SDEs with the same $|\alpha|$ can be rearranged to have the form given by Eq. (6). Thus without loss of generality further in this section we consider only $\alpha > 0$ case.

Steady state PDF of y is given by:

$$P_{st}(y) = \alpha \frac{\Gamma(\varepsilon_1 + \varepsilon_2)}{\Gamma(\varepsilon_1)\Gamma(\varepsilon_2)} \cdot \frac{y^{\alpha\varepsilon_1 - 1}}{(1 + y^\alpha)^{\varepsilon_1 + \varepsilon_2}}. \quad (7)$$

It is easy to see that PDF of y has power-law asymptotic behavior for $y \gg 1$: $P_{st}(y) \sim y^{-\alpha\varepsilon_2-1}$. Raw steady state moments of y are given by:

$$\langle y^k \rangle_{st} = \frac{\Gamma(\varepsilon_1 + \frac{k}{\alpha}) \Gamma(\varepsilon_2 - \frac{k}{\alpha})}{\Gamma(\varepsilon_1) \Gamma(\varepsilon_2)}. \quad (8)$$

Note that for the k -th moment to exist $\alpha\varepsilon_2 > k$ must hold. These describe the moments we expect to get as $t \rightarrow \infty$. In what will soon follow we will derive an approximation for the time evolution of the first two moments for finite t .

For convenience sake let us introduce the following notation:

$$\eta_{\pm} = 1 \pm \frac{\alpha}{2}, \quad \lambda_+ = 1 + \alpha\varepsilon_2, \quad \lambda_- = 1 - \alpha\varepsilon_1, \quad \mu = 1 + \frac{\alpha}{2}(\varepsilon_1 - \varepsilon_2), \quad \sigma^2 = \frac{2}{\alpha^2}. \quad (9)$$

Then Eq. (6) can be rearranged into the following form:

$$dy = \sigma^2 \left[\mu y + \left(\eta_+ - \frac{\lambda_+}{2} \right) y^{2\eta_+-1} + \left(\eta_- - \frac{\lambda_-}{2} \right) y^{2\eta_--1} \right] dt + \sigma (y^{\eta_+} + y^{\eta_-}) dW. \quad (10)$$

From this form it is evident that SDE for y belongs to a general class of SDEs exhibiting $1/f$ noise [48], which is also known to exhibit anomalous diffusion [49]. For the results of [49] to be applicable we need to assume that $y \ll 1$ or $y \gg 1$ and approximate SDE (10) by:

$$dy = \sigma^2 \left[\mu y + \left(\eta_- - \frac{\lambda_-}{2} \right) y^{2\eta_--1} \right] dt + \sigma y^{\eta_-} dW, \quad \text{for } y \ll 1, \quad (11)$$

$$dy = \sigma^2 \left[\mu y + \left(\eta_+ - \frac{\lambda_+}{2} \right) y^{2\eta_+-1} \right] dt + \sigma y^{\eta_+} dW_t, \quad \text{for } y \gg 1. \quad (12)$$

In [49] it was shown that the μ term influences the moments of y only for times close to the transition to steady state value. The μ term should not have a noticeable effect on times when the anomalous diffusion is observed, thus let us ignore it and use the following simplified SDE to obtain analytical approximations for the temporal evolution of the first two moments:

$$dy = \sigma^2 \left(\eta - \frac{\lambda}{2} \right) y^{2\eta-1} dt + \sigma y^{\eta} dW. \quad (13)$$

In the above λ is a parameter describing the additional drift term. SDE (13) has been used to study influence of external potential on heterogeneous diffusion process [10]. The cases with $\lambda = 0$, have been studied extensively in [4–7].

The time-dependent PDF of the process given by SDE (13) was obtained in [49]:

$$P(y, t | y_0, 0) = \frac{y^{\frac{1-2\eta-\lambda}{2}} y_0^{\frac{1-2\eta+\lambda}{2}}}{|\eta-1| \sigma^2 t} \exp\left(-\frac{y^{2(1-\eta)} + y_0^{2(1-\eta)}}{2(\eta-1)^2 \sigma^2 t}\right) I_{\frac{\lambda+1-2\eta}{2(\eta-1)}}\left(\frac{y^{(1-\eta)} y_0^{(1-\eta)}}{(\eta-1)^2 \sigma^2 t}\right). \quad (14)$$

Here $I_n(\dots)$ is the modified Bessel function of the first kind of order n . The time-dependent PDF satisfies the initial condition $P(y, t | y_0, 0) = \delta(y - y_0)$ (with y_0 being the initial value). To ensure absorption at the boundaries $\frac{\lambda+1-2\eta}{2(\eta-1)} > -1$ must hold. This condition holds whenever $\lambda > 1$ and $\eta > 1$ or $\lambda < 1$ and $\eta < 1$. By looking at Eq. (9) it is evident that one of these conditions is always satisfied as the relative individual transition rates, ε_i , are always positive (due to this one pair of λ and η is always larger than 1, while the other is always smaller). In this regard steady state moment existence condition is a bit more restrictive.

From Eq. (14) we can calculate the k -th time-dependent raw moment of y :

$$\begin{aligned} \langle y^k(t, y_0) \rangle &= \int_0^{\infty} y^k P(y, t | y_0, 0) dy = \\ &= \frac{\Gamma\left(\frac{\lambda-1-k}{2(\eta-1)}\right)}{\Gamma\left(\frac{\lambda-1}{2(\eta-1)}\right)} (2(\eta-1)^2 \sigma^2 t)^{\frac{k}{2(1-\eta)}} {}_1F_1\left(\frac{k}{2(\eta-1)}; \frac{\lambda-1}{2(\eta-1)}; -\frac{y_0^{2(1-\eta)}}{2(\eta-1)^2 \sigma^2 t}\right). \end{aligned} \quad (15)$$

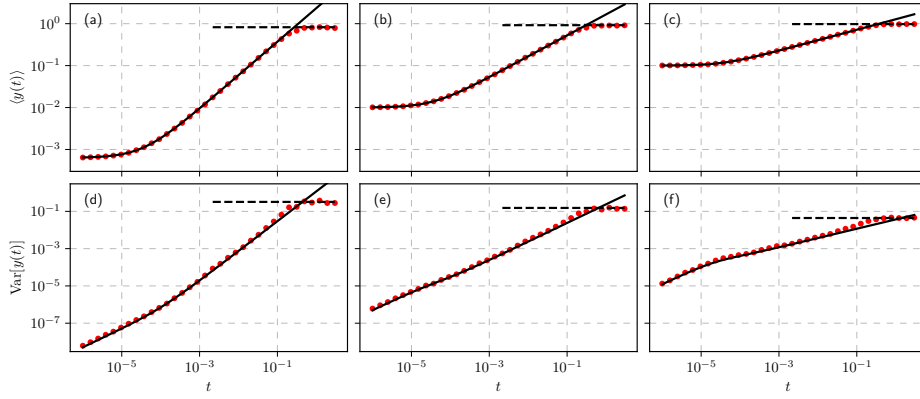


Figure 1: First two time–dependent moments of the noisy voter model with transformed observable for $\mu = 0$ and $y_0 \ll 1$ case: numerical results from the discrete model (red circles), analytical approximation derived from Eq. (15) (solid black curve) and stationary value derived from Eq. (8) (dashed black curve). Discrete model parameters: $N = 10^5$, $X_0 = 10$, $\varepsilon_1 = 3$, $\varepsilon_2 = \varepsilon_1 + \frac{2}{\alpha}$ (all cases), $\alpha = 1.25$ ((a), (d)), 2 ((b), (e)) and 4 ((c), (f)). Respective SDE (13) parameters: $y_0 = 9999^{-\frac{1}{\alpha}}$, $\eta = 1 - \frac{\alpha}{2}$, $\lambda = 1 - 3\alpha$, $\sigma^2 = \frac{2}{\alpha^2}$, $\mu = 0$.

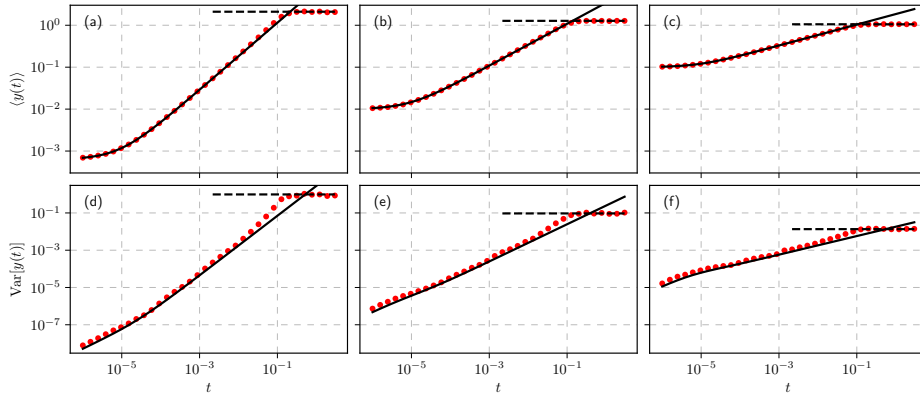


Figure 2: First two time–dependent moments of the noisy voter model with transformed observable for $\mu > 0$ and $y_0 \ll 1$ case: numerical results from the discrete model (red circles), analytical approximation derived from Eq. (15) (solid black curve) and stationary value derived from Eq. (8) (dashed black curve). Discrete model parameters: $N = 10^5$, $X_0 = 10$, $\varepsilon_1 = 12$, $\varepsilon_2 = \varepsilon_1 - \frac{8}{\alpha}$ (all cases), $\alpha = 1.25$ ((a), (d)), 2 ((b), (e)) and 4 ((c), (f)). Respective SDE (13) parameters: $y_0 = 9999^{-\frac{1}{\alpha}}$, $\eta = 1 - \frac{\alpha}{2}$, $\lambda = 1 - 12\alpha$, $\sigma^2 = \frac{2}{\alpha^2}$, $\mu = 5$.

In the above ${}_1F_1(\dots)$ is the Kummer confluent hypergeometric function. The time–dependent moments will be finite as long as respective steady state moments exist. For the intermediate times [49],

$$\frac{y_0^{2(1-\eta)}}{2(\eta-1)^2\sigma^2} \ll t, \quad (16)$$

the hypergeometric function of Eq. (15) is approximately equal to 1. Thus for the intermediate times the time–dependent raw moments will grow as a power–law function of time:

$$\langle y^k(t, y_0) \rangle \approx \langle y^k(t) \rangle \sim t^\gamma. \quad (17)$$

Here $\gamma = \frac{k}{2(1-\eta)}$. Therefore by manipulating η , or the power of transformation α , we can select model parameters so that we would observe subdiffusion, normal diffusion, superdiffusion or localization. From Eq. (15) follows that the sign of power law exponent γ depends on whether initial condition satisfies inequality $y_0 \ll 1$ ($\gamma > 0$) or $y_0 \gg 1$ ($\gamma < 0$). In Figs. 1–3 we have set $y_0 \ll 1$ and selected values of α specifically to show the three diffusive behaviors: $\alpha = 1.25$ for superdiffusion ($\gamma = 1.6$), $\alpha = 2$ for normal diffusion ($\gamma = 1$) and $\alpha = 4$ for subdiffusion ($\gamma = 0.5$). In

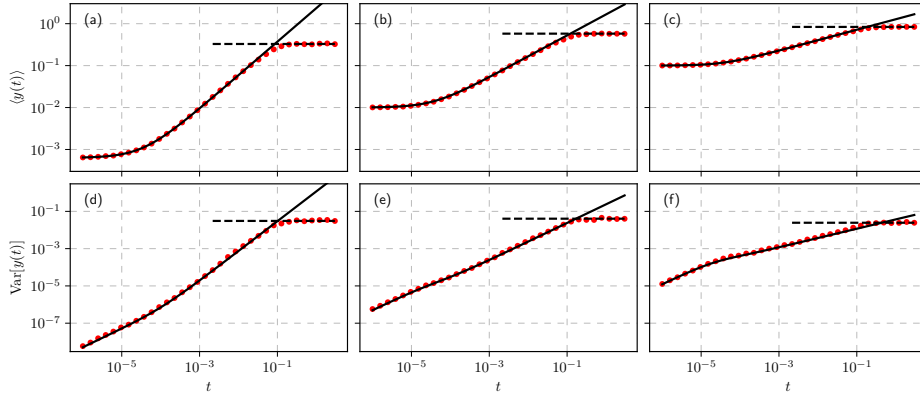


Figure 3: First two time-dependent moments of the noisy voter model with transformed observable for $\mu < 0$ and $y_0 \ll 1$ case: numerical results from the discrete model (red circles), analytical approximation derived from Eq. (15) (solid black curve) and stationary value derived from Eq. (8) (dashed black curve). Discrete model parameters: $N = 10^5$, $X_0 = 10$, $\varepsilon_1 = 3$, $\varepsilon_2 = \varepsilon_1 - \frac{\varepsilon}{\alpha}$ (all cases), $\alpha = 1.25$ ((a), (d)), 2 ((b), (e)) and 4 ((c), (f)). Respective SDE parameters: $y_0 = 9999^{-\frac{1}{\alpha}}$, $\eta = 1 - \frac{\alpha}{2}$, $\lambda = 1 - 3\alpha$, $\sigma^2 = \frac{2}{\alpha^2}$, $\mu = -5$.

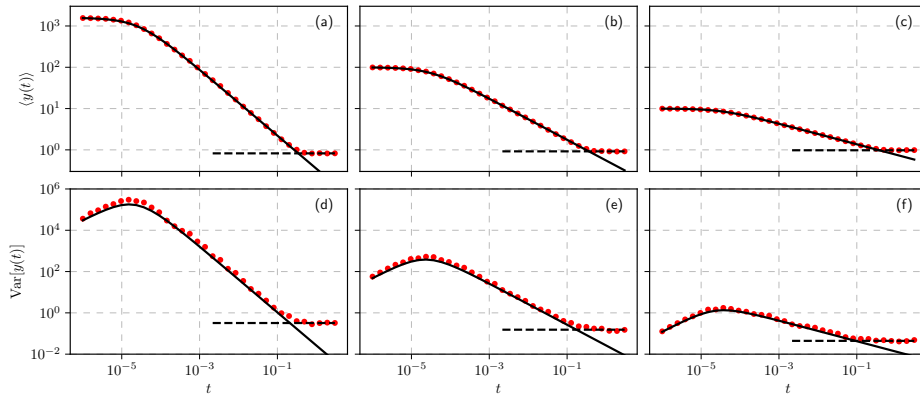


Figure 4: First two time-dependent moments of the noisy voter model with transformed observable for $\mu = 0$ and $y_0 \gg 1$ case: numerical results from the discrete model (red circles), analytical approximation derived from Eq. (15) (solid black curve) and stationary value derived from Eq. (8) (dashed black curve). Discrete model parameters: $N = 10^5$, $X_0 = N - 10$, $\varepsilon_1 = 3$, $\varepsilon_2 = \varepsilon_1 + \frac{2}{\alpha}$ (all cases), $\alpha = 1.25$ ((a), (d)), 2 ((b), (e)) and 4 ((c), (f)). Respective SDE (13) parameters: $y_0 = 9999^{\frac{1}{\alpha}}$, $\eta = 1 + \frac{\alpha}{2}$, $\lambda = 3 + 3\alpha$, $\sigma^2 = \frac{2}{\alpha^2}$, $\mu = 0$.

Figs. 4–6 we have set $y_0 \gg 1$ with the same α values to show different inverse power-law diffusive behaviors with exponents $\gamma = -1.6; -1; -0.5$ respectively to $\alpha = 1.25; 2; 4$. In previous figures observed variance slow return to steady state is called localization and it is also a property of heterogeneous diffusion process [7]. So we can conclude that nonlinear transformations of noisy voter model exhibits the same diffusive properties as heterogeneous diffusion process for intermediate times.

Note that analytical approximations derived from Eq. (15) are rather good up to the larger times where the steady state behavior takes over. The analytical approximations hold reasonably well even for $\mu \neq 0$, though the disagreement between numerical and analytical results around larger times is a bit more apparent in anomalous variance growth (see Figs. 1 and 2 d,e,f).

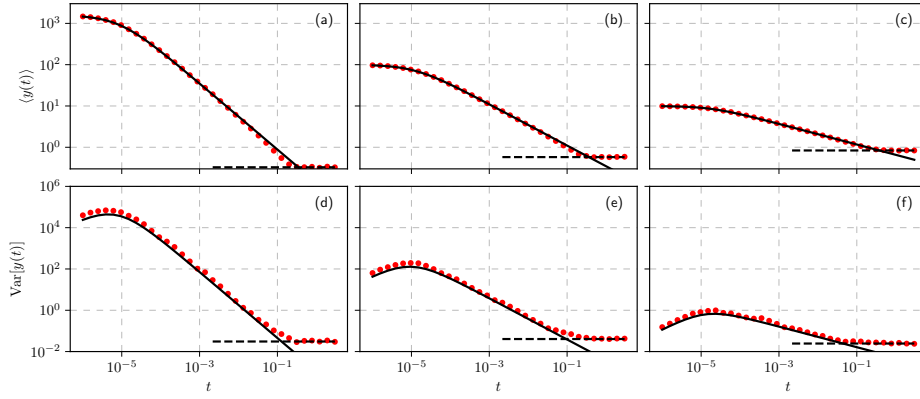


Figure 5: First two time-dependent moments of the noisy voter model with transformed observable for $\mu < 0$ and $y_0 \gg 1$ case: numerical results from the discrete model (red circles), analytical approximation derived from Eq. (15) (solid black curve) and stationary value derived from Eq. (8) (dashed black curve). Discrete model parameters: $N = 10^5$, $X_0 = N - 10$, $\varepsilon_1 = 3$, $\varepsilon_2 = \varepsilon_1 - \frac{8}{\alpha}$ (all cases), $\alpha = 1.25$ ((a), (d)), 2 ((b), (e)) and 4 ((c), (f)). Respective SDE (13) parameters: $y_0 = 9999\frac{1}{\alpha}$, $\eta = 1 + \frac{\alpha}{2}$, $\lambda = 3\alpha - 7$, $\sigma^2 = \frac{2}{\alpha^2}$, $\mu = -5$.

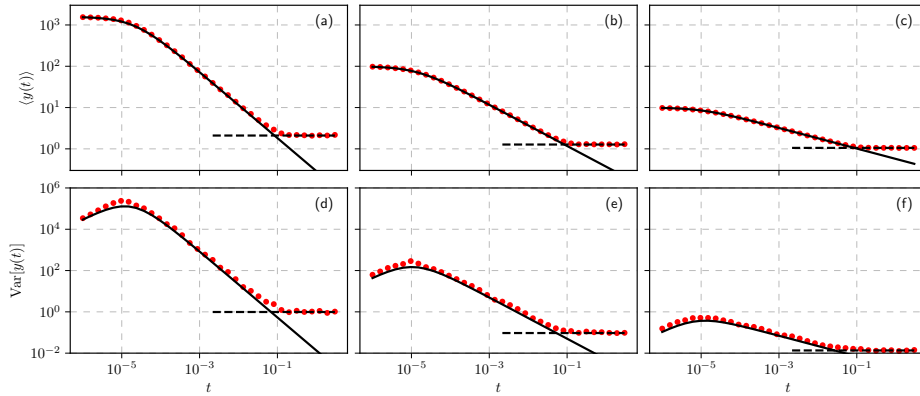


Figure 6: First two time-dependent moments of the noisy voter model with transformed observable for $\mu > 0$ and $y_0 \gg 1$ case: numerical results from the discrete model (red circles), analytical approximation derived from Eq. (15) (solid black curve) and stationary value derived from Eq. (8) (dashed black curve). Discrete model parameters: $N = 10^5$, $X_0 = N - 10$, $\varepsilon_1 = 12$, $\varepsilon_2 = \varepsilon_1 - \frac{8}{\alpha}$ (all cases), $\alpha = 1.25$ ((a), (d)), 2 ((b), (e)) and 4 ((c), (f)). Respective SDE (13) parameters: $y_0 = 9999\frac{1}{\alpha}$, $\eta = 1 + \frac{\alpha}{2}$, $\lambda = 3\alpha - 7$, $\sigma^2 = \frac{2}{\alpha^2}$, $\mu = 5$.

IV. TRANSFORMATION OF THE TIME SCALE

In Refs. [35, 46] variable event time scale was introduced into the SDE of the noisy voter model by the means of $\tau(x)$ function. With this modification SDE (3) takes the following form:

$$dx = [\varepsilon_1(1-x) - \varepsilon_2x] \frac{dt}{\tau(x)} + \sqrt{\frac{2x(1-x)}{\tau(x)}} dW. \quad (18)$$

Let us consider $\tau(x)$, which is a power law function

$$\tau(x) = x^{1-2\eta}. \quad (19)$$

Then the SDE (18) would take the following form

$$dx = [\varepsilon_1(1-x) - \varepsilon_2x] x^{2\eta-1} dt + \sqrt{2x^{2\eta}(1-x)} dW. \quad (20)$$

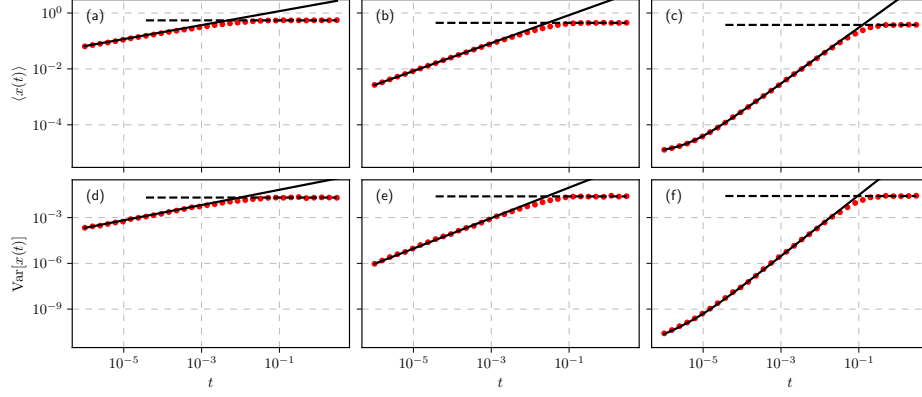


Figure 7: First two time-dependent moments of the noisy voter model with transformed time scale: numerical results from the discrete model (red circles), analytical approximation derived from Eq. (26) (solid black curve) and stationary value derived from Eq. (22) (dashed black curve). Model parameters: $N = 10^6$, $X_0 = 10$, $\varepsilon_1 = 3$, $\varepsilon_2 = 5$ (all cases), $\eta = -1$ ((a), (d)), 0 ((b), (e)) and 0.5 ((c), (f)). Respective SDE (25) parameters: $\lambda = 2\eta - 3$.

Note that SDE (20) can be interpreted as noisy voter model interactions occurring in the internal time τ , which is related to the physical time t by the means of transformation $dt = x(\tau)^{1-2\eta} d\tau$ (for more details see Appendix (B)).

Steady state distribution of x is still Beta distribution, though its parameters are slightly different:

$$P_{st}(x) = \frac{\Gamma(\varepsilon_\eta + \varepsilon_2)}{\Gamma(\varepsilon_\eta)\Gamma(\varepsilon_2)} x^{\varepsilon_\eta - 1} x^{\varepsilon_2 - 1}, \quad (21)$$

where $\varepsilon_\eta = \varepsilon_1 + 1 - 2\eta$. Raw steady state moments of x are given by:

$$\langle x^k \rangle_{st} = \frac{\Gamma(\varepsilon_\eta + \varepsilon_2) \Gamma(\varepsilon_\eta + k)}{\Gamma(\varepsilon_\eta) \Gamma(\varepsilon_\eta + \varepsilon_2 + k)}. \quad (22)$$

Let us introduce the following notation:

$$\lambda = 2\eta - \varepsilon_1, \quad x_c = \frac{\varepsilon_1}{\varepsilon_1 + \varepsilon_2}. \quad (23)$$

Using this notation we can rewrite SDE (20) as:

$$dx = 2 \left(\eta - \frac{\lambda}{2} \right) x^{2\eta - 1} \left[1 - \frac{x}{x_c} \right] dt + x^\eta \sqrt{2(1-x)} dW. \quad (24)$$

If x is sufficiently small, $x \ll x_c$, then we can approximate SDE (20) by:

$$dx = 2 \left(\eta - \frac{\lambda}{2} \right) x^{2\eta - 1} dt + \sqrt{2} x^\eta dW. \quad (25)$$

This SDE has identical form as SDE (13), which we have considered in a previous section. Therefore, given that initial value x_0 is much smaller than x_c , we can use the result from previous section, Eq. (15), to approximate the k -th time-dependent raw moment of x as follows:

$$\langle x^k(t, x_0) \rangle = \frac{\Gamma\left(\frac{\lambda-1-k}{2(\eta-1)}\right)}{\Gamma\left(\frac{\lambda-1}{2(\eta-1)}\right)} (4(\eta-1)^2 t)^{\frac{k}{2(1-\eta)}} {}_1F_1\left(\frac{k}{2(\eta-1)}; \frac{\lambda-1}{2(\eta-1)}; -\frac{x_0^{2(1-\eta)}}{4(\eta-1)^2 t}\right). \quad (26)$$

As previously, the asymptotic behavior of the moments for intermediate times will be power law function, t^γ , with exponent $\gamma = \frac{k}{2(1-\eta)}$. Consequently for variance ($k = 2$) we will observe superdiffusion when $0 < \eta \leq 0.5$ (Fig. 7d) and subdiffusion when $\eta < 0$ (Fig. 7d). Note that unmodified noisy voter model corresponds to $\eta = 0.5$ and ballistic regime is expected to be observed. In Fig. 7 we have shown that the proposed approximation works well until steady state behavior takes over.

V. CONCLUSIONS

In this paper we have considered non-linear transformations of the noisy voter model. We have shown that transformations of both observation variable and time scale lead to a process, which is able to reproduce various regimes of diffusion: subdiffusion, normal diffusion and superdiffusion. In case of observation variable transformation we have also observed localization phenomenon for the intermediate times. To the best of our knowledge anomalous diffusion was not previously examined in the context of the voter models.

We have derived analytical approximations for the temporal evolution of the raw moments. Using these approximations one can easily approximate the temporal evolution of mean, variance and other higher moments. Our derivations were based on the approximation of the time-dependent PDF of the processes, which could be used to derive first-passage time distribution or to do Bayesian inference using the noisy voter model. As far as it is known to us, there is no closed form expression for the time-dependent PDF of the noisy voter model. There exists only expression involving infinite sum [50].

Author contributions

Conceptualization: R.K.; Methodology: R.K. and A.K.; Software: A.K.; Writing – Original Draft: R.K. and A.K.; Visualization: A.K.

Appendix A: Simulation method

In this section we briefly discuss numerical simulation method used in this paper.

First let us describe Gillespie method [42] as applied to the noisy voter model, whose rates are given by Eq. (2). The main idea behind the Gillespie method is that we can model any event happening separately from certain event happening. This possible due to the properties of Poisson process (inter-event times being independent and exponentially distributed) and exponential distribution (its rank-order statistics).

Any event, either $X \rightarrow X + 1$ or $X \rightarrow X - 1$ in case of the noisy voter model, happens at a rate equal to sum of all event rates:

$$\pi^T = \pi^+ + \pi^-. \quad (\text{A1})$$

Inter-event time is sampled from exponential distribution:

$$\Delta t_i \sim \text{Exp}(\pi^T). \quad (\text{A2})$$

After Δt_i time passes X is either incremented with probability $p^+ = \frac{\pi^+}{\pi^T}$ or decremented otherwise. Note that after such update to the system state the rates, π^\pm , change, so π^T needs also to be reevaluated.

To get value of X at time t we simply run the model until the internal clock passes t . As the model runs we keep both the new and the old value of X . As soon as the internal clock passes t we return the old value of X as $X(t)$.

With small N the numerical simulation is rather quick, but in general its time complexity scales as N^2 , therefore for larger N the simulations become too long. Especially as we need 10^3 runs for each of the parameter sets. On our hardware simulations with $N = 10^5$ ran for a few hours (using single parameter set). Yet in certain cases we needed $N = 10^6$ for the anomalous diffusion to be properly observable and not being distorted by the discreteness effects. Simulations with $N = 10^6$ would take couple of weeks to complete for a single parameter set.

Yet we can improve the speed of simulations by noticing that time complexity is actually $X \cdot (N - X)$. In other words, simulation proceeds faster when X is close 0 or N than when X is intermediate. Also we are mostly interested in the behavior when X is close to these boundaries and we care less about the intermediate values (as they correspond to the steady state behavior). Therefore we can decrease N as X approaches the intermediate values. Whenever we decrease N we keep the ratio $\frac{X}{N}$ constant. In our implementation we divide X and N by 10 when threshold, $X = 100$ or $X = N - 100$, is reached, we do so until N reaches 10^3 . The threshold and divisor were selected arbitrarily as for these values we feel that such resolution is enough for the discreteness effects not to be too obvious.

Note that we have implemented only the downscaling of N , so our modification works when $\varepsilon_i > 1$. This limitation is not important in the scope of this paper, as for the first two steady state moments to exist we need $\varepsilon_i > 2$. To allow for any positive ε_i one could also implement the upscaling of N .

The modified implementation runs orders of magnitude faster than the pure Gillespie implementation. For $N = 10^6$ the simulation runs not for weeks, but for couple of minutes. The improvement in speed would be even more noticeable for even larger N .

To make sure that our implementation produces correct results we have run a single batch of simulations with $N = 10^5$ and compared the results. The differences were too small to be actually visible.

We have made our code, written using Python, C and Shell, available from GitHub (URL: <https://github.com/akononovicius/anomalous-diffusion-in-nonlinear-transformations-of-the-noisy-voter-model>). Some of our Shell scripts rely on GNU parallel utility [51], which allows us to run multiple simulations at once.

Appendix B: Time transformation of the noisy voter model

In this section we derive SDE (20), which describes the noisy voter model with variable event time scale, from the time subordinated original noisy voter model described by SDE (3).

In general stochastic process in operational time τ is described by

$$dx_\tau = a(x_\tau) d\tau + b(x_\tau) dW_\tau. \quad (\text{B1})$$

Here we assume that the small increments of the physical time t are deterministic and are proportional to the increments of the operational time τ . Therefore, the physical time t is related to the internal time τ via the equation

$$dt_\tau = g(x_\tau) d\tau. \quad (\text{B2})$$

The positive function $g(x)$ is the intensity of random time that depends on the intensity of the stochastic process x . In general the relationship between the physical time t and the operational time τ can be non-deterministic. Namely, Eq. (B2) can also include a stochastic term [52]. Such procedure commonly known as subordination.

To understand Eq. (B2) influence on the stochastic process x it is useful to interpret Eq. (B1) as describing the diffusion of a particle in a non-homogeneous medium. If so, then the function $g(x)$ models the position of the structures responsible for either slowing down or accelerating the particle. Large values of $g(x)$ corresponds to slowing the particle and small $g(x)$ leads to the acceleration of the diffusion.

In [53] it was shown that corresponding SDE (3) the SDE describing the stochastic process x in physical time is

$$dx_t = \frac{a(x_t)}{g(x_t)} d\tau + \frac{b(x_t)}{\sqrt{g(x_t)}} dW_t. \quad (\text{B3})$$

If we assume that underlying stochastic process in operational time τ is governed by the noisy voter model (3) from (B3) follows that

$$dx_t = \left[\varepsilon_1 (1 - x_t) - \varepsilon_2 x_t \right] \frac{d\tau}{g(x_t)} + \sqrt{\frac{2x_t(1-x_t)}{g(x_t)}} dW_t. \quad (\text{B4})$$

If we assume that an intensity of random time is power-law function $g(x) = x^{1-2\eta}$ we obtain the same SDE (20).

It is straightforward to include $g(x)$ into the noisy voter model event rates, Eq. (2). As this function changes the speed of diffusion, it scales the event rates:

$$\begin{aligned} \pi^+ &= \frac{1}{g\left(\frac{X}{N}\right)} (N - X) (\sigma_1 + hX), \\ \pi^- &= \frac{1}{g\left(\frac{X}{N}\right)} (\sigma_2 + h[N - X]). \end{aligned} \quad (\text{B5})$$

By treating the rates as in Eq. (3), we get SDE identical to SDE (B4). By selecting the power law form of $g(x)$ we obtain the same SDE (20).

-
- [1] J.-P. Bouchaud and A. Georges, Phys. Rep. **195**, 127 (1990).
[2] F. Evers, C. Zunke, R. D. L. Hanes, J. Bewerunge, I. Ladadwa, A. Heuer, and S. U. Egelhaaf, Phys. Rev. E **88**, 022125 (2013).
[3] C. Scalliet, A. Gnoli, A. Puglisi, and A. Vulpiani, Phys. Rev. Lett. **114**, 198001 (2015).
[4] A. G. Cherstvy, A. V. Chechkin, and R. Metzler, New J. Phys. **15**, 083039 (2013).
[5] A. G. Cherstvy and R. Metzler, Phys. Chem. Chem. Phys. **15**, 20220 (2013).

- [6] A. G. Cherstvy, A. V. Chechkin, and R. Metzler, *Soft Matter* **10**, 1591 (2014).
- [7] A. G. Cherstvy and R. Metzler, *Phys. Rev. E* **90**, 012134 (2014).
- [8] Y. T. Maeda, T. Tlustý, and A. Libchaber, *Proc. Natl. Acad. Sci.* **109**, 17972 (2012).
- [9] C. B. Mast, S. Schink, U. Gerland, and D. Braun, *Proc. Natl. Acad. Sci.* **110**, 8030 (2013).
- [10] R. Kazakevičius and J. Ruseckas, *J. Stat. Mech.* **2016**, P02021 (2015).
- [11] P. Clifford and A. Sudbury, *Biometrika* **60**, 581 (1973).
- [12] T. Liggett, *Stochastic interacting systems: Contact, voter, and exclusion processes* (Springer, 1999).
- [13] C. Castellano, S. Fortunato, and V. Loreto, *Reviews of Modern Physics* **81**, 591 (2009).
- [14] A. Jedrzejewski and K. Sznajd-Weron, *Comptes Rendus Physique* **20**, 244 (2019).
- [15] S. Redner, *Comptes Rendus Physique* **20**, 275 (2019).
- [16] M. Mobilia, A. Petersen, and S. Redner, *J. Stat. Mech.* **2007**, P08029 (2007).
- [17] N. Khalil, M. San Miguel, and R. Toral, *Phys. Rev. E* **97**, 012310 (2018).
- [18] A. P. Kirman, *Quarterly Journal of Economics* **108**, 137 (1993).
- [19] L. B. Granovsky and N. Madras, *Stochastic Processes and their Applications* **55**, 23 (1995).
- [20] S. Alfarano and M. Milakovic, *Journal of Economic Dynamics and Control* **33**, 78 (2009).
- [21] A. Kononovicius and J. Ruseckas, *European Physics Journal B* **87**, 169 (2014).
- [22] A. Carro, R. Toral, and M. San Miguel, *Scientific Reports* **6**, 24775 (2016).
- [23] A. F. Peralta, A. Carro, M. San Miguel, and R. Toral, *Chaos* **28**, 075516 (2018).
- [24] S. Mori, M. Hisakado, and K. Nakayama, *Phys. Rev. E* **99**, 052307 (2019).
- [25] M. T. Gastner and K. Ishida, *Journal of Physics A* **52**, 505701 (2019).
- [26] O. Artime, A. Carro, A. F. Peralta, J. J. Ramasco, M. San Miguel, and R. Toral, *Comptes Rendus Physique* (2019).
- [27] C. Castellano, M. A. Munoz, and R. Pastor-Satorras, *Phys. Rev. E* **80**, 041129 (2009).
- [28] J. Fernandez-Gracia, K. Suchecki, J. J. Ramasco, M. San Miguel, and V. M. Eguiluz, *Phys. Rev. Lett.* **112**, 158701 (2014).
- [29] F. Sano, M. Hisakado, and S. Mori, in *JPS Conference Proceedings* (The Physical Society of Japan, 2017), vol. 16, p. 011016.
- [30] A. Kononovicius, *Complexity* **2017**, 7354642 (2017).
- [31] D. Braha and M. A. M. de Aguiar, *PLoS ONE* **12**, 1 (2017).
- [32] A. Kononovicius, *J. Stat. Mech.* **2019**, 103402 (2019).
- [33] S. Alfarano, T. Lux, and F. Wagner, *Computational Economics* **26**, 19 (2005).
- [34] S. Alfarano, T. Lux, and F. Wagner, *Journal of Economic Dynamics and Control* **32**, 101 (2008).
- [35] A. Kononovicius and V. Gontis, *Physica A* **391**, 1309 (2012).
- [36] V. Gontis and A. Kononovicius, *PLoS ONE* **9**, e102201 (2014).
- [37] R. Franke and F. Westerhoff, *Different compositions of animal spirits and their impact on macroeconomic stability*, working Paper at University of Bamberg.
- [38] A. Kononovicius and J. Ruseckas, *Physica A* **525**, 171 (2019).
- [39] A. L. M. Vilela, C. Wang, K. P. Nelson, and H. E. Stanley, *Physica A* **515**, 762 (2019).
- [40] A. Kononovicius, *J. Stat. Mech.* **2020**, 063405 (2020).
- [41] D. S. Vieira, J. M. E. Riveros, M. Jauregui, and R. S. Mendes, *Phys. Rev. E* **99**, 042141 (2019).
- [42] D. T. Gillespie, *Markov processes: An introduction for physical scientists* (Academic Press, San Diego CA, 1992).
- [43] N. G. van Kampen, *Stochastic process in physics and chemistry* (North Holland, Amsterdam, 2007).
- [44] S. E. Rigdon, S. H. Jacobson, E. C. Tam Cho, W. K. Abd Sewell, and C. J. Rigdon, *American Politics Research* **37**, 700 (2009).
- [45] M. Ausloos and F. Petroni, *EPL* **77**, 38002 (2007).
- [46] J. Ruseckas, B. Kaulakys, and V. Gontis, *EPL* **96**, 60007 (2011).
- [47] R. Cont, *Quantitative Finance* **1**, 1 (2001).
- [48] J. Ruseckas and B. Kaulakys, *Phys. Rev. E* **84**, 051125 (2011).
- [49] R. Kazakevičius and J. Ruseckas, *Phys. Rev. E* **94**, 032109 (2016).
- [50] V. Lánská, P. Lánský, and C. E. Smith, *J. Theor. Biol.* **166**, 393 (1994).
- [51] O. Tange, *GNU Parallel 2018* (Ole Tange, 2018), URL <https://doi.org/10.5281/zenodo.1146014>.
- [52] R. Kazakevičius and J. Ruseckas, *Physica A* **438**, 210 (2015).
- [53] J. Ruseckas, R. Kazakevičius, and B. Kaulakys, *J. Stat. Mech.* p. 054022 (2015).