

Heider Balance under Disordered Triadic Interactions

M. Bagherikalhor,^{1,*} A. Kargaran,¹ A. H. Shirazi,¹ and G. R. Jafari^{1,2,3,†}

¹*Department of Physics, Shahid Beheshti University, G.C., Evin, Tehran 19839, Iran*

²*Institute for Cognitive and Brain Sciences, Shahid Beheshti University, G.C., Evin, Tehran, 19839, Iran*

³*Department of Network and Data Science, Central European University, Nador u. 9, H-1051 Budapest, Hungary*

(Dated: May 31, 2022)

The Heider balance addresses three-body interactions with the assumption that triads are equally important in the dynamics of the network. In many networks, the relations do not have the same strength so, triads are differently weighted. Now, the question is how social networks evolve to reduce the number of unbalanced triangles when they are weighted? Are the results foreseeable based on what we have already learned from the unweighted balance? To find the solution, we consider a fully connected network in which triads are assigned with different random weights. Weights are coming from Gaussian probability distribution with mean μ and variance σ . We study this system in two regimes : (I) the ratio of $\frac{\mu}{\sigma} \geq 1$ corresponds to weak disorder (small variance) that triads' weight are approximately the same, (II) $\frac{\mu}{\sigma} < 1$ counts for strong disorder (big variance) and weights are remarkably diverse. Investigating the structural evolution of such a network is our intention. We see disorder plays a key role in determining the critical temperature of the system. Using the mean-field method to present an analytic solution for the system represents that the system undergoes a first-order phase transition. For weak disorder, our simulation results display the system reaches the global minimum as temperature decreases whereas for high disorder we manage to see a pseudo-Kondo effect in triadic interactions. The Kondo effect explains the anomalous increase in electrical resistivity of metals due to magnetic impurities at low temperatures. Similar behavior is seen in the energy versus temperature in our work for the second regime and the system does not reach a global minimum.

I. INTRODUCTION

Balance theory first was introduced by Heider in 1946 is a concept in social psychology [1][2]. Heider dedicated sign positive (negative) to pairwise interactions with respect to friendship (enmity) relations. The theory considers triadic relationships; a group of three persons in which interaction between individuals is friendship or enmity. The sign of the product of links shows whether a triadic relationship is in balanced (+1) or unbalanced (frustrated) (-1) states. The balanced states are defined when all persons are friends or two friends have a common enemy (even numbers of negative links). These states are formulated as familiar rules that a friend of a friend will be a friend and an enemy of a friend will be an enemy. The essential idea of balance theory is based on reducing the number of frustrated triads which causes tension in a network of relations. A network will be balanced if each triad is balanced [2][4]. Later on, Cartwright and Harary expanded the idea into the graph theory and was termed as structural balance theory [3]. In a social network, the evolution of relations is a remarkable issue and each link changes its sign in a way to minimize tension which is a natural trend of human beings. The network evolution results in two final states of balance, either *heaven* or *bipolar*, however, Davis [5] by presenting some theorems goes beyond bipolar and deal with the clustering of incomplete signed graphs into

multiple cliques.

Structural balance theory has a vast application and comprehensive literature in different branches of science including social psychology[1–3], mathematical sociology[6], ecology[7], and studies of international networks [8–10]. A large number of works in physics have looked structural balance through different lenses [11–20]. Belaza *et al.* proposed a generic Hamiltonian and applied statistical physics to investigate balance theory in political networks [21] then, made an extension of signed networks by introducing inactive links [22].

Many studies address how a network undergoes a dynamic transition from an initial state to *heaven* or *bipolar*. Antal *et al.* studied different dynamic rules for achieving balance. They solved discrete-time dynamics to investigate how an initially unbalanced society becomes balanced [23, 24]. Kulakowski *et al.* investigated the continuous-time evolution of social relations by considering real numbers for interaction strengths [25]. Thereafter, Marvel *et al.* also analyzed a continuous-time dynamical system and concluded that the initial amount of friendliness determines the destination of a network whether it reaches a global harmony or splits into two clusters with internal friendly and external hostile relationships [27]. Defining an energy landscape, addressing the concept of local minimums so-called jammed states, and their structural dependence on the size of the network is of concern to [26].

Investigating the meaning of balance in real-world data has attracted some attention. Leskovec *et al.* analyzed online signed social networks using two different theories. Their results showed how these networks are unbalanced

* mahsa.bagherikalhor@gmail.com

† g.jafari@sbu.ac.ir

in contrast with the expected view of fully balanced [28]. Different measures of balance in a signed network are studied in [29]. Facchetti *et al.* computed the global level of balance and confirmed that currently available social networks are extremely balanced [30]. In contrast, [31, 32] based on an introduced method to quantify the degree of balance of any social network, show that on-line social networks are in general very poorly balanced. Although publications mostly address unweighted social networks to study, several works try to provide a more complete view of networks by considering heterogeneity in the intensity of the interactions between individuals [33–38]. Beside all efforts which are done in studying social network by assigning different strength to pairwise interactions, our mind is still strongly obsessed with the question of what if we consider higher order interactions and assign different weights to triadic relations. Is it plausible to study the statistical properties of such a network theoretically by considering a modified version of structural balance?

Thus, in this paper, we introduce a new Hamiltonian which assigns a random weight to each triangle of the network. Such a model is respecting the intensity of friendship or enmity relationships. All communities of relations do not have equal priority. In this model, triads of various weights compete with each other and the balanced state is defined in each group of positive or negative weighted triads separately. As we know in a network of interactions, people tend to reduce tension in their relationships so, a configuration with less tension is more probable. We consider the effect of temperature on the dynamics of the system. Links belong to triangles of larger weights need more energy to change their signs; so we introduce temperature as randomness that enables the network to resist changes. We use exponential random graphs [39–49] as our statistical approach to analyze the introduced Hamiltonian. We find the expected value of links, weighted two-stars (two-links connected to a common node), and the energy. In providing a solution for our Hamiltonian we use the mean-field approach [50, 51]. At last, we compare our results for calculated statistical variables with simulation; we see the agreement between theory and simulation is well when we choose variance to be small in the probability distribution of weights.

II. MODEL

We consider a modified version of structural balance which takes into account the weights of triads. We could consider the case in which links are weighted however, we assign a value to each triad and let links to be signed. The proposed Hamiltonian of our model is

$$\mathcal{H}(G) = - \sum_{i>j>k} J_{ijk} t_{ijk}(G) = - \sum_{i>j>k} J_{ijk} S_{ij} S_{jk} S_{ki}, \quad (1)$$

where $\mathcal{H}(G)$ is the graph Hamiltonian, $\{t_{ijk}\}$ is the complete set of triads in the network, and $S_{ij} = S_{ji}$ is an element of the adjacency matrix \mathbf{S} which its value can be $\{\pm 1\}$. Each element is a link exists between nodes i and j and represents the kind of relationship (friendship or enmity). The conjugate field (so-called weight), J_{ijk} , for the triad formed on nodes i, j, k is a real value coming from a Gaussian probability distribution with a specific mean (μ) and variance (σ)

$$P(J_{ijk}) = \frac{1}{\sqrt{(2\pi\sigma^2)}} \exp\left(-\frac{(J_{ijk} - \mu)^2}{2\sigma^2}\right). \quad (2)$$

In the case of a uniform field with all weights equal to one, Eq. (1) reduces to structural balance Hamiltonian which its dynamic in nonzero temperature is studied in [19]. To investigate the energy landscape, let consider two possible situations of weights $J > 0$, $J < 0$. Based on the following Table (1) in each case triads have four different configurations which balanced states lessen the energy and unbalanced states increase it with respect to the Hamiltonian.




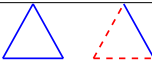
Triad Weight	Balanced States	Unbalanced States
$J > 0$		
$J < 0$		

FIG. 1. Solid line (dashed line) represents positive (negative) relationship. $J > 0$: $\{+, +, +\}$, $\{+, -, -\}$ are balanced, and $\{-, -, -\}$, $\{+, +, -\}$ are unbalanced states. $J < 0$: $\{-, -, -\}$, $\{+, +, -\}$ are balance, and $\{+, +, +\}$, $\{+, -, -\}$ are unbalanced states.

Our model investigates how the network will reach a stable state as a result of the competition of triads with various weights in each temperature. We introduce the temperature as randomness in the social system and show that it has a significant effect on the network destination. In the proposed model, the minimum of energy is different from -1 in structural balance theory and depends on the parameters of the probability distribution of weights (μ, σ). The network experiences a stable state based on the distinct concept of balance in positive and negative weighted triads. Inspired by the exponential random graph, using the Boltzmann distribution gives us the probability of selecting a specific graph configuration at a certain temperature within the set of graphs. The Boltzmann probability in canonical ensemble is, $\mathcal{P}(G) \propto e^{-\beta\mathcal{H}(G)}$, where $\beta = 1/T$.

III. ANALYSIS

A. Mean-field solution

Considering a fully connected network, we study the weighted structural balance Hamiltonian Eq. (1) and present a solution of the model based on the mean-field approach which is exact in the limit of large system size. Let rewrite our Hamiltonian as $\mathcal{H} = \mathcal{H}' + \mathcal{H}_{ij}$, \mathcal{H}_{ij} includes all terms in the Hamiltonian that contain S_{ij}

$$\mathcal{H}_{ij} = -S_{ij} \sum_{k \neq i, j} J_{ijk} S_{jk} S_{ki}, \quad (3)$$

and \mathcal{H}' is the rest of the Hamiltonian that relates to other links. The mean value $\langle S_{ij} \rangle$ of S_{ij} can be calculated as

$$\begin{aligned} \langle S_{ij} \rangle &= (1) \times P(S_{ij} = 1) + (-1) \times P(S_{ij} = -1) \\ &= \frac{1}{\mathcal{Z}} \sum_{\{S'\}} e^{-\beta \mathcal{H}'} \sum_{S_{ij}} S_{ij} e^{-\beta \mathcal{H}_{ij}} \\ &= \frac{\sum_{\{S'\}} e^{-\beta \mathcal{H}'} [e^{-\beta \mathcal{H}_{ij}(S_{ij}=+1)} - e^{-\beta \mathcal{H}_{ij}(S_{ij}=-1)}]}{\sum_{\{S'\}} e^{-\beta \mathcal{H}'} [e^{-\beta \mathcal{H}_{ij}(S_{ij}=+1)} + e^{-\beta \mathcal{H}_{ij}(S_{ij}=-1)}]} \\ &= \frac{\langle e^{-\beta \mathcal{H}_{ij}(S_{ij}=+1)} - e^{-\beta \mathcal{H}_{ij}(S_{ij}=-1)} \rangle_{\mathcal{Z}'}}{\langle e^{-\beta \mathcal{H}_{ij}(S_{ij}=+1)} + e^{-\beta \mathcal{H}_{ij}(S_{ij}=-1)} \rangle_{\mathcal{Z}'}} \end{aligned} \quad (4)$$

where $\mathcal{Z} = \sum_{\{G\}} \exp(-\beta \mathcal{H}(G))$ is the partition function and we define: $\mathcal{Z}' = \sum_{\{S'\}} \exp(-\beta \mathcal{H}')$. Here, $\langle \cdots \rangle_{\mathcal{Z}'}$ indicates average within ensemble of networks over all links except S_{ij} . We can expand each of the exponential

$$\langle S_{jk} S_{ki} \rangle = \frac{\langle e^{-\beta \mathcal{H}_{jk,ki}(S_{jk}, S_{ki}=1)} - e^{-\beta \mathcal{H}_{jk,ki}(S_{jk}=1, S_{ki}=-1)} - e^{-\beta \mathcal{H}_{jk,ki}(S_{jk}=-1, S_{ki}=1)} + e^{-\beta \mathcal{H}_{jk,ki}(S_{jk}, S_{ki})=-1} \rangle_{\mathcal{Z}'}}{\langle e^{-\beta \mathcal{H}_{jk,ki}(S_{jk}, S_{ki}=1)} + e^{-\beta \mathcal{H}_{jk,ki}(S_{jk}=1, S_{ki}=-1)} + e^{-\beta \mathcal{H}_{jk,ki}(S_{jk}=-1, S_{ki}=1)} + e^{-\beta \mathcal{H}_{jk,ki}(S_{jk}, S_{ki})=-1} \rangle_{\mathcal{Z}'}} \quad (8)$$

the mean-field approximation yields the following relations for the mean value of links and two-stars according to Q

$$p = \tanh(\beta Q), \quad q(Q, J_{ijk}, \beta) = \frac{e^{2\beta Q} - 2e^{-2\beta J_{ijk} \tanh(\beta Q)} + e^{-2\beta Q}}{e^{2\beta Q} + 2e^{-2\beta J_{ijk} \tanh(\beta Q)} + e^{-2\beta Q}} \quad (9)$$

We can derive a self-consistent equation for Q . Let think of a network involves distinct groups of two-stars, each characterized by its number of members N_i and weight J_i ; then, we manage to write Eq. (6) in the following form

$$\begin{aligned} Q &= \sum_i J_i q(Q, J_{ijk} = J_i, \beta) = N_1 J_1 q_1 + N_2 J_2 q_2 + \cdots \\ &= (N-2) \sum_i P(J_i) J_i q_i, \end{aligned} \quad (10)$$

where in the last line we have used $P(J_i)$ the probability density of having two-stars with weight J_i . The factor

terms and applying the mean-field approximation term by term. Approximating all correlations of higher order by the correlation between single pairs of links results in, terms like $\langle (S_{jk} S_{ki})^m \rangle$ can be written as $\langle S_{jk} S_{ki} \rangle^m$ in the mean-field approximation. Following this approximation and naming $p \equiv \langle S_{ij} \rangle$, the mean value of links is

$$p = \tanh(\beta \langle \sum_{k \neq i, j} J_{ijk} S_{jk} S_{ki} \rangle), \quad (5)$$

we call the expression within the expectation symbol in Eq. (5) *the effective field each link feels* and name this expression as

$$Q \equiv \langle \sum_{k \neq i, j} J_{ijk} S_{jk} S_{ki} \rangle. \quad (6)$$

By analogy to the steps mentioned above, we rewrite our Hamiltonian as $\mathcal{H} = \mathcal{H}' + \mathcal{H}_{jk,ki}$

$$\begin{aligned} \mathcal{H}_{jk,ki} &= -S_{jk} \left(\sum_{l \neq i, j, k} J_{jlk} S_{jl} S_{kl} \right) - S_{ki} \left(\sum_{l \neq i, j, k} J_{kil} S_{kl} S_{il} \right) \\ &\quad - J_{ijk} S_{ij} S_{jk} S_{ki}, \end{aligned} \quad (7)$$

we replace $\sum_{l \neq i, j, k}$ by $\sum_{l \neq i, j}$ in the mean-field approximation. By this estimation we are counting the specific two-star on nodes i, j, k twice but in averaging over the two-stars on a link, $N-2$, this outnumbering is ignorable. This approximation allows us a convenient use of Q definition. Now, we set up an equation for calculating the mean value of two-stars $q \equiv \langle S_{jk} S_{ki} \rangle$

$(N-2)$ indicates the total number of two-stars on a link and q_i counts for the average of two-stars with weight J_i . From Eq. (9) we see the average of two-stars, q , depends on the weight of the corresponding triad, J_{ijk} .

In the simplest case, we assume that there are two groups of two-stars with the number of members N_1, N_2 , and weights J_1, J_2 on each link. Hence, Eq. (10) is written as

$$\begin{aligned} Q &= N_1 J_1 q_1 + N_2 J_2 q_2 \\ &= (N-2) \{P(J_1) J_1 q_1 + P(J_2) J_2 q_2\}, \end{aligned} \quad (11)$$

q_1, q_2 indicate the average of two-stars with weights J_1, J_2 respectively. Using Eq. (9) to derive the mean value of

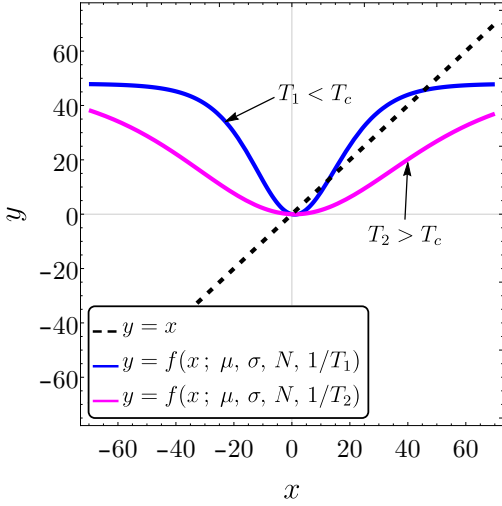


FIG. 2. Graphical analysis of Eq. (14) for $N = 50$, $T_c \simeq 28$. For $T_1 < T_c$ the equation has three fixed points which two of them are stable and one is unstable. For $T_2 > T_c$ the equation has only one stable fixed point.

two-stars of each group

$$\begin{aligned} q_1 &= \frac{e^{2\beta Q} - 2e^{-2\beta J_1 \tanh(\beta Q)} + e^{-2\beta Q}}{e^{2\beta Q} + 2e^{-2\beta J_1 \tanh(\beta Q)} + e^{-2\beta Q}}, \\ q_2 &= \frac{e^{2\beta Q} - 2e^{-2\beta J_2 \tanh(\beta Q)} + e^{-2\beta Q}}{e^{2\beta Q} + 2e^{-2\beta J_2 \tanh(\beta Q)} + e^{-2\beta Q}}, \end{aligned} \quad (12)$$

multiplying q_1 in $N_1 J_1$ and q_2 in $N_2 J_2$ and summing them up, will come by a self-consistent equation based on Q

$$Q = N_1 J_1 q_1 + N_2 J_2 q_2 \equiv f(Q; N_1, N_2, J_1, J_2, \beta), \quad (13)$$

the intersection of the line $y = Q$ and the curve $y = f(Q; N_1, N_2, J_1, J_2, \beta)$ gives the solutions of Eq. (13).

Up to here, we succeed to derive a self-consistent equation by addressing Eq. (6) in *discrete manner* now let turn into *continuous case* by converting the summation to integral as

$$\begin{aligned} Q &= (N-2) \int_{-\infty}^{\infty} J' P(J') q(Q, J', \beta) dJ' \\ &= (N-2) \int_{-\infty}^{\infty} J' P(J') \left(\frac{e^{2\beta Q} - 2e^{-2\beta J' \tanh(\beta Q)} + e^{-2\beta Q}}{e^{2\beta Q} + 2e^{-2\beta J' \tanh(\beta Q)} + e^{-2\beta Q}} \right) dJ' \\ &\equiv f(Q; \mu, \sigma, N, \beta), \end{aligned} \quad (14)$$

this is the *continuous* version of the self-consistent equation which we solve numerically. [Fig. 2] shows a plot of the forms $y = Q$ and $y = f(Q; \mu, \sigma, N, \beta)$ as a function of Q for $N = 50$, $\mu = 1$, and $\sigma = 0.1$ in two different temperatures. The intersection of line and curve gives the solutions of Eq. (14) which posses a first-order phase transition between states of high and low temperatures. For $T > T_c$ the system has only one stable fixed point $Q^* = 0$ which means each link feels a zero effective field. This is the consequence of the random distribution of

two-stars of different signs and values on each link. For $T < T_c$ the system has three fixed points, the middle point is always unstable since the curve lies above $y = Q$ (the derivative of the $f(Q; \mu, \sigma, N, \beta)$ respect to Q is bigger than one), the last point which stands for large Q is always stable, and the zero point that switches from a stable (solid line) to an unstable (dashed line) fixed point with respect to the temperature.

The bifurcation diagram displays the kinds of possible solutions of Eq. (14) as a function of temperature [Fig. 3 (a)]. We see that by approaching the critical point T_c from above two other fixed points will be created as well as $Q^* = 0$. The critical temperature, T_c , indicates the phase transition of the system and the difference in the number of solutions of Eq. (14). T^{**} is the temperature that the zero switches from a stable to an unstable fixed point. The closeness of the stable and unstable line in T^{**} point causes disappearance of stable solutions for $T < T^{**}$. The value of both temperatures T_c, T^{**} depend on the variance.

In the case of strong disorder (big variance), weights are so diverse and values can be far away from the mean value of probability distribution ($\mu = 1$). Therefore, unlike the main idea of the mean-field method, the environment of triads is not homogeneous and each triad is experiencing different fields due to its surroundings. It means we do not expect the mean-field method to works well in this case. The remarkable effect of variance in the stability of the network will be addressed in the proceeding sections where we compare the simulation and analytical results. In the next section, we will see in detail that the variance is playing a crucial role in either achieving a reasonable analytical solution or its agreement with simulation. Finally, we calculate the mean value of triads, $r \equiv \langle S_{ij} S_{jk} S_{ki} \rangle$, by considering the mean-field approximation (see Appendix A)

$$r = \frac{e^{3\beta Q + \beta J_{ijk}} - 3e^{\beta Q - \beta J_{ijk}} + 3e^{-\beta Q + \beta J_{ijk}} - e^{-3\beta Q - \beta J_{ijk}}}{e^{3\beta Q + \beta J_{ijk}} + 3e^{\beta Q - \beta J_{ijk}} + 3e^{-\beta Q + \beta J_{ijk}} + e^{-3\beta Q - \beta J_{ijk}}}. \quad (15)$$

Based on the Hamiltonian Eq. (1) the energy is the mean value of weighted triads, $E = \langle \sum_{i>j>k} J_{ijk} S_{ij} S_{jk} S_{ki} \rangle$, which can be written in the form of

$$E = - \binom{N}{3} \sum_i P(J_i) J_i r_i, \quad (16)$$

where the coefficient $\binom{N}{3}$ indicates the number of triads in the network, $P(J_i)$ is the probability density of finding a triad with weight J_i and r_i is the average of triads of weight J_i . Again considering *continuous case* energy equation can be written in the following form

$$E = - \binom{N}{3} \int_{-\infty}^{\infty} J' P(J') r(J') dJ', \quad (17)$$

[Fig. 3.b] pictures the analytical solution of energy for $\sigma = 0.1$ and its simulation result. There is a reasonable agreement between simulation and analytical solutions.

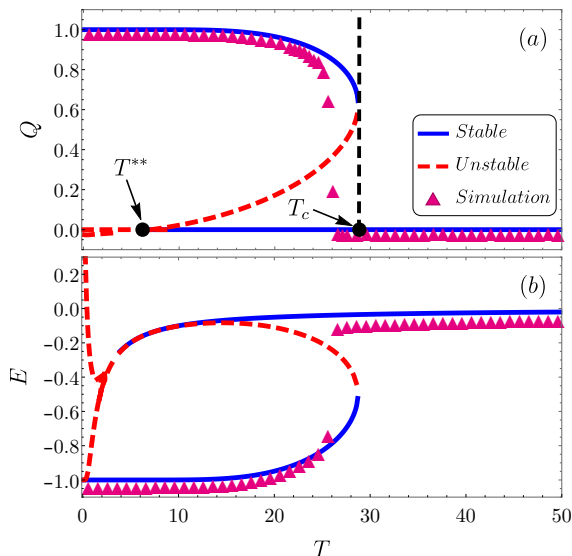


FIG. 3. (a) Bifurcation diagram shows whether the normalized solutions of Eq. (14), Q^* , are stable or not. The diagram displays T^{**} , the temperature that the zero changes from a stable to an unstable fixed point, and T_c , the critical temperature that indicates the phase transition of the system. The simulation result is also shown to confirm the accuracy of our analytical solution. (b) Bifurcation diagram of Eq. (17) with normalized values and its corresponding simulation result.

B. Simulations

We start out with a fully connected network. A link between two nodes i and j has the values of 1 or -1 corresponds to friendly or enmity relationship, respectively. We simulate a system with 50 nodes, $\mu = 1$ and two different values of variance 0.1, 10. We thermalize our system with a given temperature by the Monte Carlo method. We are using Metropolis algorithm; in each iteration for a given temperature a link is selected randomly and based on our Hamiltonian we calculate the energy difference $\Delta E = E_2 - E_1$ if energy of configuration after flip E_2 is less than prior E_1 ($\Delta E < 0$), the selected link is flipped otherwise flip will be accepted with a probability equal to " $\exp(-\beta\Delta E)$ " where " β " is equal to inverse of the temperature. As mentioned above, in this work we are considering triads of different weights so in the procedure of updating links choosing a link from which triad is important. Flipping a link belongs to big weighted triad will change the energy of system significantly. Here, the role of variance would appear. In weak disorder large percentage of weights are around the mean value of probability distribution ($\mu = 1$) so, triads have equal weights approximately whereas in strong disorder, weights are diverse and competition between triads of various weights prevent the network to reach a stable state.

1. Weak disorder

In the case of small variance majority of weights are positive (mean of probability was set to be in positive values $\mu = 1$). In high temperatures, fluctuations are high and the total energy of the system is zero. As temperature decreases the links are switching and triads go toward a balanced state whether are positively or negatively weighted. Thermal fluctuation can overcome small weighted triads and flip links to satisfy energy minimization. Although triads of different weights compete with each other to determine the network destination, positive triads overcome the contest since they are the majority in terms of numbers and the stable state of the network occurs as triads are in balanced configurations in the definition of $J > 0$. The same will happen if the mean of probability was set to be in negative e.g, $\mu = -1$, with the difference that negative triads win the competition and a balanced state occurs in the definition of $J < 0$.

[Fig. 4 (a)] displays the effective field each link feels respect to the temperature. The balanced final state of the system depends on the initial condition. In the case of all positive links, the final state is heaven so the normalized effective field in low temperatures is equal to one. For other initial conditions, the final state is bipolar and each link feels approximately equal pressure from positive and negative fields so the normalized effective field equals zero. [Fig. 4 (b)] shows the energy simulation results versus temperature for different initial states (all links positive, all links negative, random links) for $\sigma = 0.1$. The transition between balanced and random states happens in two different temperatures for all positive initial condition and the others. Starting simulation with an all links positive network and decreasing the temperature, the system reaches to balanced state sooner. We see that the minimum energy of the network occurs in the mean value of the probability distribution which is in agreement with our expectation since the network mostly consists of triads with weights around $\mu = 1$. Increasing the variance will increase the ratio of triads of variously weighted. We will address the big variances in the proceeding section.

2. Strong disorder and Kondo effect

For strong disorder, the number of triads of different weights (positive and negative) is comparable to each other e.g. for $\sigma > 4$ the percentage of negative triads is more than 40 therefore, there is a competition between negatively weighted triads and positively ones in providing a stable state. There is no end to this competition even if we increase Monte-Carlo steps by order of magnitude; hence, we see that system does not reach the global minimum at low temperature. Generating random weights from a Gaussian distribution with a big variance will result in the values which are not necessarily around the mean so, it happens to have big positive weighted tri-

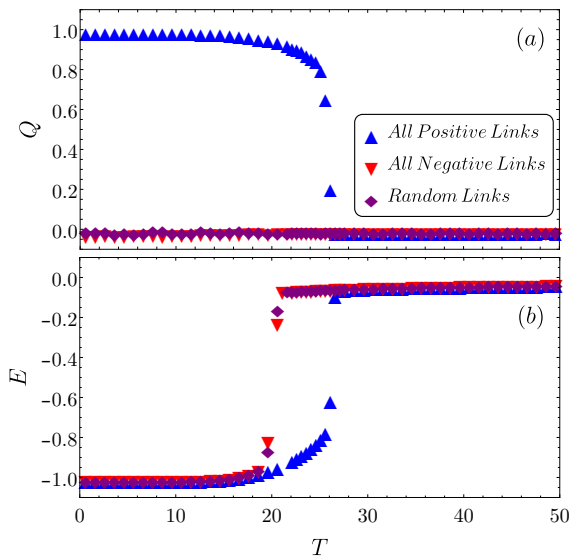


FIG. 4. (a) The effective field (the mean value of weighted two-stars), Q , vs temperature. In high temperatures, each link feels a zero field because of the random distribution of two-stars. The final state of positive initial condition in low temperature is heaven so, $Q = 1$. For other initial conditions, the final state is bipolar and an equal ratio of positive and negative effective field results in $Q = 0$. (b) The energy of network vs temperature for different initial states. In high temperature energy is zero since the system is in the random state and by decreasing temperature system is led to the balanced state.

ads which are surrounded by small negative ones or vice versa, so any changes in the big weighted triads will result in energy increase in small ones. Whenever the $N * J$ of triads of big weights is comparable to small ones, the system is unable to reach a stable state. Notice we do not have such a situation in the weak disorder case since almost all triads have roughly equal weights.

[Fig. 5 (a)] displays the effective field each link feels, depends on the initial condition. Our simulation for strong disorder shows that big weighted triads fix their states through Monte Carlo steps according to minimizing the energy; small triads should adjust themselves in a way to help the system goes toward a stable state. The existence of big weighted triads leads to the behavior in Q that is different from the small variance case. [Fig. 5 (b)] shows the energy plot for $\sigma = 10$. It indicates the dynamics of the system with respect to the temperature changes. All initial states have overlap in contrast with small variance. From another point of view, the strong disorder can be explained by the Kondo effect which is a crucial concept in understanding the behavior of non-magnetic metals with a small amount of dissolved magnetic impurities[53, 54]. In 1964 Kondo showed in detail how certain scattering processes from magnetic impurities could give rise to the strange behavior of resistivity versus temperature. He addressed the interaction between conduction electrons of host metal and impuri-

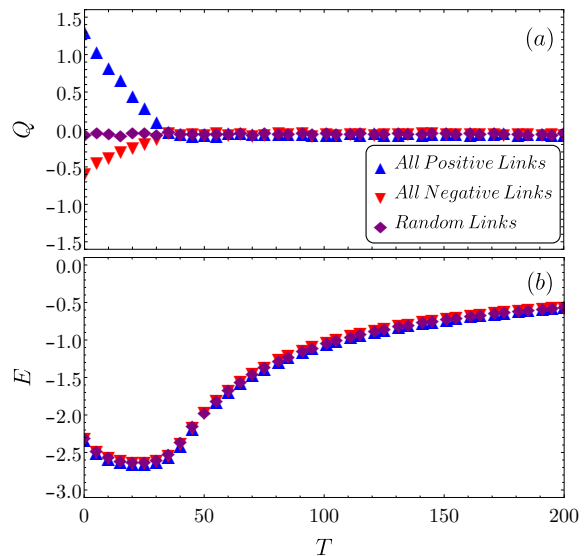


FIG. 5. (a) The effective field, Q , vs temperature. In high temperatures, each link feels a zero field due to the random distribution of two-stars. Because of the diversity of weights in big variance, the behavior of this quantity deviates from the weak disorder case in low temperatures. (b) The energy of the network vs temperature. The interaction between triads with various weights causes zero energy happens in very high temperature. In low temperatures, the unbalanced triads return and the energy increases so, the system does not reach a balanced state .

ties. The coupling of magnetic moment and conduction electrons occurs via negative interactions in the anti-ferromagnetic case. In low temperatures, we expect to see low resistivity, but the existence of impurity in the lattice which disturbs the periodic layout of the lattice results in an unusual behavior of some metals. [Fig. 5 (b)] schematically is similar to resistivity versus temperature in the Kondo effect. This figure shows in the case of big variance unbalanced triads return to the system at low temperature, although we expect to see the reduction in the number of unbalanced triads and the minimization of energy as temperature decreases. The interaction between triads of kind $J < 0$, and $J > 0$, gives rise to an increase in energy. As we mentioned above the mean-field approximation does not work well in this regime due to heterogeneity of weights. Here the difference between our proposed model and structural balance theory emerges. We see the energy will reach zero in temperatures of the order 10^4 .

IV. CONCLUSIONS

Here, we proposed a model that takes into account weights in the structural balance theory. Results show that it is not a simple modification to unweighted balance theory and our analysis demonstrates the impor-

tance of variance in achieving a stable state. We studied the model theoretically through the mean-field method that suites perfectly to the Monte Carlo simulation results in the weak disorder. Looking at the dynamics of the system in a completely connected network under two regimes revealed that the system posses a first-order phase transition because of a discontinuous jump in the energy of the system. Since increasing the variance corresponds to the increase in the number of negative triads or more disorder in the network, then it takes longer steps for the system to reaches a stable state in low temperatures in contrast to small variances hence, the critical temperature depends on the variance. Through the evolution each kind of triad whether positive or negative wants to make the system balanced in its definition, but we see the frustrated triads still persist in low temperatures in strong disorder, unlike balance theory. This result represents a pseudo-Kondo effect behavior in the energy changes versus temperature which states the remarkable difference between our model and balance theory. We see that triads with negative weights are playing the role of impurities in the positive background network which is a result that needs to be further examined on real weighted networks. Our proposed model goes beyond the equally weighted triads and pays attention to differences of relations so it can serve as a practical tool in dealing with real weighted networks.

ACKNOWLEDGMENTS

We appreciate S. Oghbaiee, S. cheraghchi for fruitful discussions. We gratefully acknowledge the Center of Excellence in Cognitive Neuropsychology.

Appendix A: Calculation of The Mean Values Triads

In this part, we want to calculate the mean value of triads. We write the Hamiltonian as $H = H' + H_\Delta$, where H_Δ

$$H_\Delta = -S_{ij} \left(\sum_{l \neq i, j, k} J_{ijl} S_{il} S_{lj} \right) - S_{jk} \left(\sum_{l \neq i, j, k} J_{jkl} S_{kl} S_{lj} \right) - S_{ki} \left(\sum_{l \neq i, j, k} J_{ikl} S_{il} S_{lk} \right) - J_{ijk} S_{ij} S_{jk} S_{ki}, \quad (\text{A1})$$

consist of terms dedicates to each link S_{ij} , S_{jk} and S_{ki} individually and the last term denotes a triad of all those. We have

$$\langle S_{ij} S_{jk} S_{ki} \rangle = \sum_{\{S_{ij}, S_{jk}, S_{ki} \pm 1\}} P(S_{ij}, S_{jk}, S_{ki}) S_{ij} S_{jk} S_{ki}. \quad (\text{A2})$$

Keep all the calculations similar to what has been done for two-stars, again in the mean-field approximation we estimate each three inequality summation by two inequality one for convenient use of Q definition. Considering all possible configurations of triplet $S_{ij} S_{jk} S_{ki}$, there will be eight different forms. Where $H_\Delta^{abc} \equiv H_\Delta(S_{ij} = a, S_{jk} = b, S_{ki} = c)$. We can write

$$\begin{aligned} -\beta H_\Delta^{+++} &= 3\beta Q + \beta J_{ijk}, \\ -\beta H_\Delta^{---} &= -3\beta Q - \beta J_{ijk}, \\ -\beta H_\Delta^{++-} &= \beta Q - \beta J_{ijk}, \\ -\beta H_\Delta^{+-+} &= \beta Q - \beta J_{ijk}, \\ -\beta H_\Delta^{-++} &= \beta Q - \beta J_{ijk}, \\ -\beta H_\Delta^{-+-} &= -\beta Q + \beta J_{ijk}, \\ -\beta H_\Delta^{+--} &= -\beta Q + \beta J_{ijk}, \\ -\beta H_\Delta^{-+-} &= -\beta Q + \beta J_{ijk}, \end{aligned} \quad (\text{A3})$$

$$r = \frac{e^{3\beta Q + \beta J_{ijk}} - 3e^{\beta Q - \beta J_{ijk}} + 3e^{-\beta Q + \beta J_{ijk}} - e^{-3\beta Q - \beta J_{ijk}}}{e^{3\beta Q + \beta J_{ijk}} + 3e^{\beta Q - \beta J_{ijk}} + 3e^{-\beta Q + \beta J_{ijk}} + e^{-3\beta Q - \beta J_{ijk}}}. \quad (\text{A4})$$

-
- [1] F. Heider, *J. Psychol.*, **21**, 107 (1946).
 - [2] F. Heider, *The Psychology of Interpersonal Relations*, Wiley, New York, 1958.
 - [3] D. Cartwright, & F. Harary, *Psychol. Rev.*, **63**, 277, (1956).
 - [4] S. Wasserman and K. Faust, *Social Network Analysis: Methods and Applications*, Cambridge University Press, 1994.
 - [5] James A. Davis, *Hum. Relat.*, **20**, 181, (1967).
 - [6] Robert K. Leik, B. F. Meeker, *Prentice-Hall*, 1975
 - [7] H. Saiz, J. Gómez-Gardeñes, P. Nuche, A. Girón, Y. Pueyo, and C. L. Alados, *Ecography* **40**, 733, (2017).
 - [8] J. Hart, *J. Peace Res.*, **11**, 229, (1974).
 - [9] S. Galam, *Physica A*, **230**, 174, (1996).
 - [10] A. Bramson, K. Hoefman, M. van den Heuvel, B. Vandermarliere, and K. Schoors, *Measuring Propagation with Temporal Webs*, N. Masuda, P. Holme, *Springer*, Singapore, (2017).
 - [11] P. Singh, S. Sreenivasan, B. K. Szymanski, & G. Korniss, *Phys. Rev. E*, **93**, 042306, (2016).

- [12] C. Altafini, *PLoS one* **7**, e38135, (2012).
- [13] F. Oloomi, R. Masoumi, K. K. Pour, A. Hosseiny, G. R. Jafari, arXiv preprint arXiv:2001.04664
- [14] A. Kargaran, M. Ebrahimi, M. Riazi, A. Hosseiny, and G. R. Jafari, *Phys. Rev. E* **102**, 012310, (2020).
- [15] S. Sheykhal, A. H. Darooneh, G. R. Jafari, *Physica A*, 123882, (2019)
- [16] L. Hedayatifar, F. Hassanibesheli, A. Shirazi, S. V. Farahani, and G. R. Jafari, *Physica A* **483**, 109, (2017).
- [17] F. Hassanibesheli, L. Hedayatifar, H. Safdari, M. Ausloos, and G. R. Jafari, *Entropy*, **19**, 246, (2017).
- [18] M. Saeedian, N. Azimi-Tafreshi, G. R. Jafari, and J. Kertesz, *Phys. Rev. E*, **95**, 022314, (2017).
- [19] F. Rabbani, Amir H. Shirazi, and G. R. Jafari, *Phys. Rev. E*, **99**, 062302, (2019).
- [20] R. Masoumi, F. Oloomi, A. Kargaran, A. Hosseiny, GR Jafari, arXiv preprint arXiv:2008.00537
- [21] A. M. Belaza, K. Hoefman, J. Ryckebusch, A. Bramson, M. van den Heuvel, and K. Schoors, *PLoS ONE*, **12**, (2017).
- [22] A. M. Belaza, J. Ryckebusch, A. Bramson, C. Casert, K. Hoefman, K. Schoors, M. van den Heuvel, and B. Vandermarliere, *Physica A*, **518**, (2019).
- [23] T. Antal, P. L. Krapivsky, & S. Redner, *Phys. Rev. E* **72**, 036121, (2005).
- [24] T. Antal, P. L. Krapivsky, & S. Redner, *Physica D* **224**, 130, (2006).
- [25] K. Kulakowski, P. Gawronski, and P. Gronek, *Int. J. Mod. Phys. C* **16**, 707, (2005).
- [26] S. A. Marvel, S. H. Strogatz, and J. M. Kleinberg, *Phys. Rev. Lett.* **103**, 198701, (2009).
- [27] S. A. Marvel, J. Kleinberg, R. D. Kleinberg, and S. H. Strogatz, *Proc. Natl. Acad. Sci. USA*, **108** (5) 1771 (2011).
- [28] J. Leskovec, D. Huttenlocher, and J. Kleinberg, *Conference on Human Factors in Computing Systems (Association for Computing Machinery, New York, 2010)*.
- [29] A. Kirkley, G. T. Cantwell, and M. E. J. Newman *Phys. Rev. E*, **99**, (2019).
- [30] G. Facchetti, G. Iacono, and C. Altafini, *Proc. Natl. Acad. Sci. USA* **108**, 20953 (2011).
- [31] E. Estrada and M. Benzi, *Phys. Rev. E*, **90**, 042802, (2014).
- [32] E. Estrada, *Discrete. Appl. Math*, **268**, (2019).
- [33] M. E. J. Newman, *Phys. Rev. E* **70**, 056131, (2004).
- [34] M. E. J. Newman, *Phys. Rev. E* **64**, 016132, (2001).
- [35] S. H. Yook, H. Jeong, A.-L. Barabási, and Y. Tu, *Phys. Rev. Lett.* **86**, 5835, (2001).
- [36] J. D. Noh and H. Rieger, *Phys. Rev. E* **66**, 066127, (2002).
- [37] A. Barrat, M. Barthelemy, R. Pastor-Satorras, and A. Vespignani, *Proc. Natl. Acad. Sci. USA* **101**, 3747–3752, (2004).
- [38] A. Barrat, M. Barthelemy, and A. Vespignani, *Phys. Rev. Lett.* **92**, 228701, (2004).
- [39] P. W. Holland and S. Leinhardt, *J. Am. Stat. Assoc.* Am. Stat. Assoc., **76**, 33, (1981).
- [40] J. Besag, *JRSS B* **36**, 192, (1974)
- [41] O. Frank and D. Strauss, *J. Am. Stat. Assoc.* **81**, 832, (1986).
- [42] D. Strauss, *SIAM Rev.*, **28**, 513, (1986).
- [43] S. Wasserman and P. Pattison, *Psychometrika* **61**, 401, (1996).
- [44] C. J. Anderson, S. Wasserman, and B. Crouch, *Soc. Netw.* **21**, 37, (1999).
- [45] T. A. B. Snijders, P. E. Pattison, G. L. Robins, and M. S. Handcock, *Sociol. Methodol.* **36**, 99, (2006).
- [46] G. Robins, P. Pattison, Y. Kalish, and D. Lusher, *Soc. Netw.* **29**, 173, (2007).
- [47] S. J. Cranmer and B. A. Desmarais, *Political Anal.*, **19**, 6686, (2011).
- [48] T. A. B. Snijders, *Annu. Rev. Sociol.* **37**, 131, (2011).
- [49] J. Park and M. E. J. Newman, *Phys. Rev. E* **70**, 066146, (2004).
- [50] J. Park and M. E. J. Newman, *Phys. Rev. E* **70**, 066117, (2004).
- [51] J. Park and M. E. J. Newman, *Phys. Rev. E* **72**, 026136, (2005).
- [52] D. Lusher, J. Koskinen, G. Robins, ©Exponential Random Graph Models for Social Networks, D. Lusher, J. Koskinen, G. Robins, ((Cambridge University Press (, New York, 2013).
- [53] J. Kondo, *Progress of Theoretical Physics* **32**, 37, (1964).
- [54] A. C. Hewson, J. Kondo, *Scholarpedia* **4**, 7529, (2009).