

The impact of astrophysical dust grains on the confinement of cosmic rays

Jonathan Squire¹, Philip F. Hopkins², Eliot Quataert^{3,4}, & Philipp Kemschi³

¹*Physics Department, University of Otago, Dunedin 9010, New Zealand*

²*TAPIR, Mailcode 350-17, California Institute of Technology, Pasadena, CA 91125, USA*

³*Astronomy Department and Theoretical Astrophysics Center, University of California, Berkeley, CA 94720, USA*

⁴*Department of Astrophysical Sciences, Princeton University, Princeton, NJ 08544, USA*

Submitted to MNRAS, ?, 2020

ABSTRACT

We argue that charged dust grains could significantly impact the confinement and transport of galactic cosmic rays. For sub-GeV to $\sim 10^3$ GeV cosmic rays, small-scale parallel Alfvén waves, which isotropize cosmic rays through gyro-resonant interactions, are also gyro-resonant with charged grains. If the dust is nearly stationary, as in the bulk of the interstellar medium, Alfvén waves are damped by dust. This will reduce the amplitude of Alfvén waves produced by the cosmic rays through the streaming instability, thus enhancing cosmic-ray transport. In well-ionized regions, the dust damping rate is larger by a factor of ~ 10 than other mechanisms that damp parallel Alfvén waves at the scales relevant for \sim GeV cosmic rays, suggesting that dust could play a key role in regulating cosmic-ray transport. In astrophysical situations in which the dust moves through the gas with super-Alfvénic velocities, Alfvén waves are rendered unstable, which could directly scatter cosmic rays. This interaction has the potential to create a strong feedback mechanism where dust, driven through the gas by radiation pressure, then strongly enhances the confinement of cosmic rays, increasing their capacity to drive outflows. This mechanism may act in the circumgalactic medium around star-forming galaxies and active galactic nuclei.

Key words: cosmic rays – dust – plasmas – instabilities – galaxies: evolution

1 INTRODUCTION

The mechanisms that enable and constrain the propagation and generation of cosmic rays (CRs) in galaxies remain only partially understood (Bell 2013; Amato & Blasi 2018). While it is well accepted that, in order to explain their observed isotropy, CRs must scatter from small-scale irregularities of the magnetic field, the origin and properties of these irregularities is uncertain. Key globally averaged quantities, such as the average CR escape time, can be constrained by local observations of the CR spectrum and composition (e.g., Strong & Moskalenko 1998; Ahn et al. 2010; Adriani et al. 2011; Evoli et al. 2017). It is desirable to improve our theoretical grasp of the physics governing the transport of different energy particles under different galactic conditions.

The problem is particularly astute for the relatively low energy \sim GeV protons that dominate the CR energy density, for two reasons. First, such CRs are arguably the most difficult to understand theoretically: they interact with extremely small \lesssim AU scales, and—precisely because they dominate the energy density—their transport is likely controlled by magnetic structures that they themselves excite (making the relevant processes highly nonlinear). Second, and again because they dominate the energy density, \sim GeV CRs are thought to be important for a variety of global processes in galactic astrophysics, such as launching large-scale outflows and modifying the phase structure of the background gas (e.g., Pfrommer et al. 2017; Butsky & Quinn 2018; Ji et al. 2020; Su et al. 2020; Hopkins et al. 2020a, and references therein). This makes understanding the details of CR transport and scattering, including the dependence on *local* properties of the background gas (e.g.,

temperature, density, magnetic-field strength, and ionization fraction), particularly relevant for the \sim GeV CR population. The recent study of Hopkins et al. (2020b) (hereafter H+20) has highlighted this uncertainty: using cosmological simulations and simple scaling models, they found that none of the popular theoretical models of \sim GeV CR propagation could satisfactorily explain local grammage measurements or observations of gamma-ray emission from the halos of other galaxies (Lacki et al. 2011; Griffin et al. 2016; Lopez et al. 2018). We are thus motivated to examine possible omissions in current theories of CR transport.

In this work, we consider the impact of charged dust on cosmic-ray transport. Although at first glance, dust-CR interactions may seem esoteric and unlikely to be significant (indeed, their direct Coulomb interactions are weak; Byleveld et al. 1993), we find a surprisingly strong interaction that suggests dust-related effects could dominate CR transport in a number of astrophysically important regimes. The fundamental cause of the interaction is small-scale parallel Alfvén waves (AWs): such waves are a necessary ingredient in scattering CRs and thus key to their transport; but they also, by very similar mechanisms, interact strongly with charged dust. It further transpires that sub-AU-scale AWs, which are important to \sim GeV CR transport, interact with a range of grain sizes and charges that are likely prevalent in the interstellar medium (ISM) and circumgalactic medium (CGM). We suggest two possible effects. The most important involves the CR “self-confinement” scenario, whereby CRs excite small-scale AWs through the “streaming instability,” which subsequently grow in time, scattering CRs and reducing their transport (Wentzel 1969; Kulsrud & Pearce 1969; Wentzel 1974). In this scenario, dust acts to damp the small-scale

parallel AWs excited by CRs (Cramer et al. 2002), reducing the effectiveness of scattering and enhancing CR transport. We find that dust-damping rates are large enough, even given the low mass fraction of dust in the ISM, for the effect to dominate over all other AW-damping mechanisms in well-ionized gas. The second possible effect involves dust that is moving through the gas with super-Alfvénic velocities due to radiation pressure (or some other force that affects the gas and dust differently). As studied in detail in Hopkins & Squire (2018) (hereafter HS18), AWs are unstable in this situation with a similar mechanism to the CR streaming instability; these AWs may then scatter CRs and enhance their confinement. Although the effect is more difficult to assess in detail than the AW damping, because of significant uncertainties in wave saturation physics and dust astrophysics, we speculate that it has the potential to provide a rather strong feedback mechanism by enhancing the coupling of CRs to CGM gas.

We start the paper in § 2 with an overview of the theory of CR transport and AWs, covered in sufficient detail to allow later discussion of the effect of dust. § 3, with further details in App. A, covers the calculation of the damping or growth rate of AWs in the presence of a spectrum of grain sizes. We then consider the astrophysical implications of these results in § 4, covering CR self-confinement in the ISM in § 4.2, and speculating on dust-enhanced CR confinement in the CGM in § 4.3. We conclude in § 5.

2 COSMIC-RAY SCATTERING AND SELF CONFINEMENT

In this section, we outline the basic theory of Cosmic Ray (CR) scattering, briefly reviewing the relevant physics. We also point out some interesting features related to wave polarization that are specific to Alfvén-wave interaction with dust, exploring how this could affect our later estimates of CR transport (this discussion, in § 2.1, is unimportant to the overall narrative and may be skimmed without causing problems later in the text).

CR scattering is thought to occur primarily through their interaction with parallel Alfvén waves (AWs) with a wavelength that is resonant with the distance they stream along the magnetic field in one gyro-orbit (Jokipii 1966): $k_{\text{res}}\mu v \approx \pm\Omega_c$, where k_{res} is the resonant wavenumber of the AW, $\mu v = v_{\parallel}$ is the velocity along the field line of a particle with pitch angle $\mu = v_{\parallel}/v$, and Ω_c is the particle’s gyrofrequency. Neglecting the μ dependence of the resonant condition and the distribution of thermal velocities, the condition for highly relativistic protons simplifies to

$$k_{\text{res}}^{-1} \approx r_L \approx 3.3 \times 10^{12} \text{cm} \left(\frac{R^{\text{CR}}}{\text{GV}} \right) \left(\frac{B}{1\mu\text{G}} \right)^{-1}, \quad (1)$$

where B is the magnetic field strength, R^{CR} is the CR rigidity, and Eq. (1) applies for $R^{\text{CR}} \gtrsim 1\text{GV}$. For a given relative power $\delta B^2(k_{\parallel})/B^2$ in magnetic-field fluctuations at parallel scale k_{\parallel} , the scattering frequency is $\nu_c \sim \Omega_c \delta B^2(k_{\parallel})/B^2$. The scattering brings the CRs back towards isotropy in the frame of the waves, thus reducing the transport of CR energy. With sufficiently efficient scattering—i.e., with sufficient power in r_L -scale parallel waves—the CRs behave like a fluid that drifts at the speed of the scatterers with respect to the gas (Skilling 1975a; McKenzie & Voelk 1982; Thomas & Pfrommer 2019). With less scattering, however, CRs are not efficiently isotropized, leading to significantly more energy transport. Thus, understanding the power in r_L -scale parallel fluctuations is crucial to understanding CR transport. In the ISM, the r_L scale is tiny ($\lesssim \text{AU}$) for the $\sim \text{GeV}$ CRs that dominate

the energy density, and although interstellar turbulence is expected to put significant power into *perpendicular* Alfvénic fluctuations on such scales, perpendicular fluctuations scatter CRs very inefficiently and likely cannot account for the observed isotropy of CRs (Chandran 2000; Yan & Lazarian 2002; H+20). This suggests that other sources of small-scale parallel AWs are needed. Note that CRs can, in principle, scatter from non-Alfvénic fluctuations also, but compressive fluctuations are strongly damped at r_L scales and there remains debate as to whether such fluctuations can play a significant role (Yan & Lazarian 2004, 2008; H+20).

Given this apparent inability of turbulence to provide sufficient CR scattering, the most commonly accepted source of r_L -scale fluctuations is the CRs themselves. In the standard “self-confinement” picture of CR transport (Wentzel 1969; Kulsrud & Pearce 1969; Skilling 1971), streaming CRs generate parallel AWs due to the “streaming instability” whenever their bulk drift velocity exceeds the local Alfvén speed of the background plasma. The waves, with wavelengths that automatically match the CR gyroradii, then efficiently scatter particles, bringing the CR bulk drift speed back towards the Alfvén speed. If undamped, it is expected that such AWs would grow to large amplitudes, causing efficient scattering of CRs and bringing their drift back to nearly exactly the Alfvén speed (Skilling 1975a,b). In contrast, if there exists an efficient mechanism to damp parallel AWs, the CR-AW system is expected to come to a local equilibrium where the growth rate of AWs due to the CR streaming is balanced by damping, implying that the CR energy density can be transported at speeds significantly faster than the Alfvén speed. Thus, in the self-confinement paradigm, an understanding of parallel AW damping is crucial to understanding CR transport: more efficient damping leads to faster CR transport. Current understanding suggests that ion-neutral viscosity (Kulsrud & Pearce 1969), damping from the interaction of parallel Alfvén waves with turbulence (Farmer & Goldreich 2004; Zweibel 2017), and nonlinear Landau damping (Lee & Völk 1973; Cesarsky & Kulsrud 1981; Völk & Cesarsky 1982), are the most important physical processes. In predominantly neutral gas (e.g., cold clouds, the warm neutral medium), ion-neutral damping is highly dominant and leads to rapid transport of CRs. However, as the ionization fraction increases, ion-neutral damping rates quickly drop to zero. Through galaxy-scale simulations and simple analytic arguments, H+20 argued that it is transport through well-ionized gas that dominates the global confinement properties, while fast damping rates (fast transport) in predominantly neutral regions make little difference (see also Farber et al. 2018). Further, H+20 found that current self-confinement transport models predict too much CR confinement in ionized gas to match observations.

We are thus left with two possible roles for dust in regulating CR transport. In the first—“external confinement”—drifting dust may directly excite small-scale parallel AWs due to instability. Such waves, if they can reach large amplitudes, will scatter CRs directly, thus increasing their confinement. In the second—“self-confinement”—near-stationary dust will act to damp small-scale AWs excited by the CRs themselves, thus decreasing their confinement.

2.1 Polarization

An interesting feature of dust-AW interaction, which may have consequences for both external confinement and self confinement of CRs, is the dependence on wave polarization. Specifically, CRs with a given sign of v_{\parallel} interact only with one AW polarization: $v_{\parallel} > 0$ positively charged CRs are scattered only by right-handed

AWs, while $v_{\parallel} < 0$ are scattered by left-handed waves. The CR streaming instability excites nearly linearly polarized AWs because the populations of $v_{\parallel} < 0$ and $v_{\parallel} > 0$ particles are nearly the same (Kulsrud & Pearce 1969; Bai et al. 2019); however, only waves that propagate in the CR-drift direction are unstable. For similar reasons, AW damping or instability due to dust is also dependent on wave polarization, in contrast to the other wave damping mechanisms discussed above. In particular (see § 3 below), negatively charged stationary dust only damps right-hand polarized waves, while positively charged dust only damps left-hand polarized waves. Similarly, super-Alfvénically drifting dust only excites left-hand waves if negatively charged, or right-hand waves if positively charged, and in both cases only waves propagating in the same direction as the dust are unstable. In this section we consider how damping or growth of just one polarization of AW would affect CR self confinement or scattering. We wish to understand how to appropriately compare AW damping or growth rates from dust to those due to other mechanisms.

First consider the self-confinement scenario, with dust providing the dominant damping mechanism for nearly linearly polarized AWs excited by the CR streaming instability. As noted above, dust (if negatively charged) will damp only the right-handed waves, thus leaving left-handed waves to grow freely to larger amplitudes. There will thus be efficient scattering of $v_{\parallel} < 0$ particles, which will tend to make the CR distribution function independent of μ for $v_{\parallel} < 0$, while the $v_{\parallel} > 0$ part of the CR distribution function, which only interacts with the strongly damped waves, remains nearly unaffected. However, because the overall drift velocity of the CRs arises from the difference in the total population of $v_{\parallel} < 0$ and $v_{\parallel} > 0$ particles, flattening of the $v_{\parallel} < 0$ part of the distribution in μ makes only a minor difference to the CR drift and energy transport, or to the streaming instability growth rate (the effect is nicely illustrated in Bai et al. 2019 figure 9). Further, it seems likely that isotropization of particles across $\mu = 0$ (often called the “90° barrier”) requires variation in $|\mathbf{B}|$, so would not be efficient in the presence of only one wave polarization (Felice & Kulsrud 2001; Bai et al. 2019; Holcomb & Spitkovsky 2019). Overall, this suggests that the effective transport will be approximately determined by the level of the *lowest* amplitude waves (right-handed in the discussion above), with little dependence on a possibly large-amplitude population of the other polarization. Thus, damping just one wave polarization through interaction with dust should have a similar effect on CR self confinement to damping both polarizations, implying it is reasonable to compare dust AW damping rates directly to those from other sources that do not distinguish between polarizations (e.g., turbulence damping). Of course, there exist a variety of complexities in the above argument that make it highly uncertain; however, it seems likely that such questions may only be answered definitively with detailed simulations of the streaming instability, which are only recently becoming possible (Bai et al. 2019; Holcomb & Spitkovsky 2019; Dubois et al. 2019; Haggerty & Caprioli 2019; Weidl et al. 2019).

From the above argument, we also see that Alfvén waves that are excited directly by drifting dust (“external confinement”) may be rather inefficient at confining CRs. Before the instability saturates, and neglecting other sources of AWs including those excited by CRs, only one polarization of AW will be present. Such a spectrum of AWs will not significantly perturb the magnetic field strength and will only scatter CRs with one sign of μ . Such a process can only limit the energy transport of CRs by a maximum factor of ~ 2 . This effect was seen and diagnosed in detail in the CR streaming-instability simulations of Holcomb & Spitkovsky

(2019), where they noted that CRs with an initial drift velocity that is too large (approaching c) are inefficiently self confined, because the wave scattering only isotropizes the $\mu > 0$ particles. However, the nonlinear saturation of the dust instability presents significant uncertainties; if the saturation is quasi-turbulent in nature, as suggested by the simulations of Seligman et al. (2019); Hopkins et al. (2020c) (albeit in a different regimes), it seems implausible that only one wave polarization would be present in the saturated state. In that case, fluctuations induced by the dust could more efficiently isotropize CRs. There are clearly additional uncertainties, such as how different spatial regions behave when there is a large-scale gradient of CRs, and detailed simulations of both the saturation of the dust instability and the CR scattering are needed for better understanding of the system. Overall, however, it seems reasonable to surmise that CR confinement from small-scale AWs excited by dust could be less efficient than suggested by estimates of $\delta B^2(k_{\parallel})/B^2$ alone.

3 THE INTERACTION OF HIGHLY CHARGED DUST WITH ALFVÉN WAVES

The goal of this section is to compute the damping or growth rate of parallel shear-Alfvén waves in the presence of a wide spectrum of grain sizes. Our method involves first computing the dispersion relation of Alfvén waves in the presence of a discrete set of grain sizes in the relevant low dust-to-gas-mass-ratio limit (see also Tripathi & Sharma 1996; Cramer et al. 2002). A surprisingly simple expression for the continuum system is obtained by taking the limit as the total number of grain species approaches infinity, while keeping the total mass density of dust constant. Importantly, this expression scales with the total dust density, is effectively independent of the dust drag time, and converges rather rapidly to the continuum limit, implying that large damping and growth rates occur even with a continuum of grain sizes (unlike, e.g., the low dust-to-gas-ratio streaming instability; Krapp et al. 2019). Mathematical details of the calculation are given in App. A.

3.1 Dust model and definitions

We model dust as a charged, pressureless fluid that interacts with the gas through drag and Lorentz forces. The gas is modelled with the ideal MHD equations, which is also a reasonable model for a collisionless plasma for the scales and modes being considered here (Schekochihin et al. 2009). Our equations do, however, assume that the total charge contained in the dust species is small compared to that of the background gas (Shukla & Mamun 2002). For a set of N_d dust species, labeled i , the equations are

$$\frac{\partial \rho}{\partial t} + \nabla \cdot (\mathbf{u}\rho) = 0, \quad (2)$$

$$\frac{\partial \rho_{d,i}}{\partial t} + \nabla \cdot (\mathbf{v}_i \rho_{d,i}) = 0, \quad (3)$$

$$\frac{\partial \mathbf{u}}{\partial t} + \mathbf{u} \cdot \nabla \mathbf{u} = \mathbf{g} - \frac{1}{\rho} \nabla \left(p + \frac{B^2}{8\pi} \right) - \frac{\mathbf{B} \cdot \nabla \mathbf{B}}{4\pi\rho},$$

$$+ \sum_{i=1}^{N_d} \frac{\rho_{d,i}}{\rho} \left(\frac{\mathbf{v}_i - \mathbf{u}}{t_{s,i}} + \frac{\mathbf{v}_i - \mathbf{u}}{t_{L,i}} \times \hat{\mathbf{b}} \right) \quad (4)$$

$$\frac{\partial \mathbf{v}_i}{\partial t} + \mathbf{v}_i \cdot \nabla \mathbf{v}_i = \mathbf{g} + \mathbf{a}_i^{\text{ext}} + \left(\frac{\mathbf{u} - \mathbf{v}_i}{t_{s,i}} + \frac{\mathbf{u} - \mathbf{v}_i}{t_{L,i}} \times \hat{\mathbf{b}} \right), \quad (5)$$

$$\frac{\partial \mathbf{B}}{\partial t} + \mathbf{u} \cdot \nabla \mathbf{B} = \mathbf{B} \cdot \nabla \mathbf{u} - \mathbf{B} \nabla \cdot \mathbf{u}. \quad (6)$$

Here ρ , \mathbf{u} , p , and \mathbf{B} are respectively the gas density, velocity, pressure, and the magnetic field, while $\hat{\mathbf{b}}$ is the magnetic field unit vector ($\mathbf{B} = B\hat{\mathbf{b}}$) and \mathbf{g} is an external gravitational force on both gas and dust. We also define the Alfvén speed $v_A = B/\sqrt{4\pi\rho}$. The continuum mass density and bulk velocity of dust species i are $\rho_{d,i}$ and \mathbf{v}_i respectively, and $\mathbf{a}_i^{\text{ext}}$ is an external force that can act differently on each dust species (e.g., due to radiation pressure). The physics of a particular dust species is determined by its microscopic parameters: the grain radius $a_{d,i}$, mass $m_{d,i}$, solid density $\bar{\rho}_{d,i} = 3m_{d,i}/(4\pi a_{d,i}^3)$, charge $q_{d,i} = Z_{d,i}e$, and electrostatic potential $U_{d,i} \approx q_{d,i}/a_{d,i}$. These parameters determine the stopping time $t_{s,i}$, which is also a function of gas parameters (see §4.1.1), and the Larmor time

$$t_{L,i} = \frac{m_{d,i}c}{|q_{d,i}B|.} \quad (7)$$

We use $\langle \cdot \rangle$ to denote an equilibrium (background) quantity, and define the dust-to-gas mass ratio $\mu_i = \langle \rho_{d,i} \rangle / \rho$, and the total dust-to-gas-mass ratio $\mu_0 = \sum_i \mu_i$.

As shown in HS18, in the presence of an external force of the dust ($\mathbf{a}_i^{\text{ext}} \neq 0$), a formal quasi-equilibrium is set up in which both dust and gas accelerate at the same rate, but with some velocity offset, denoted \mathbf{w}_s . Moving into the frame in which the gas is stationary allows one to study instabilities about the equilibrium $\langle \mathbf{v}_i \rangle = \mathbf{w}_{s,i}$, $\langle \mathbf{u} \rangle = 0$, with the free-energy source for the instabilities arising from the net drift of each species of dust. For arbitrary $t_{s,i}$ and $t_{L,i}$, and for arbitrary angles between $\mathbf{a}_i^{\text{ext}}$ and the background magnetic field \mathbf{B}_0 , the expression for $\mathbf{w}_{s,i}$ is rather complex, arising from the balance between magnetic and drag forces on grains. However, as shown by HS18, in the limit of $t_{L,i} \ll t_{s,i}$, $\mathbf{w}_{s,i}$ tends to align more and more closely with \mathbf{B}_0 , independently of the direction of $\mathbf{a}_i^{\text{ext}}$ (unless $\mathbf{a}_i^{\text{ext}} \cdot \mathbf{B}_0 = 0$). Intuitively, this corresponds to the fact that well magnetized particles are only free to move along the magnetic field direction. Because most regimes of interest for the study of CR propagation satisfy $t_{L,i} \ll t_{s,i}$ (see HS18 figure 6), we thus assume that $\mathbf{w}_{s,i}$ lies parallel to \mathbf{B}_0 , simplifying the analysis enormously.

3.2 Damping and growth of parallel Alfvénic modes

Our analysis proceeds in the standard way by linearizing Eqs. (2) to (6) about the quasi-equilibrium described above: $\langle \mathbf{u} \rangle = 0$, $\langle \rho \rangle = \rho_0$, $\langle \mathbf{v}_i \rangle = w_{s,i}\hat{\mathbf{z}}$, $\langle \rho_{d,i} \rangle = \mu_i\rho$, $\langle \mathbf{B} \rangle = \mathbf{B}_0 = B_0\hat{\mathbf{z}}$, where $w_{s,i}$ can be zero (stationary dust). We then insert the Fourier ansatz for the evolution of each linearized quantity— $f(\mathbf{x}, t) - \langle f \rangle \equiv \delta f(\mathbf{x}, t) = \delta f \exp(i\mathbf{k} \cdot \mathbf{x} - i\omega t)$ for $f = \mathbf{u}, \rho$, etc.—to convert Eqs. (2) to (6) into an eigenvalue equation for the frequency ω . $\Im(\omega) < 0$ ($\Im(\omega) > 0$) implies that a particular mode is damped (growing). A further significant simplification comes from specializing to purely parallel modes $\mathbf{k} = k\hat{\mathbf{z}}$ ($k_x = k_y = 0$). The justification for this simplification is that CRs interact strongly only with purely parallel modes (Kulsrud & Pearce 1969; Chandran 2000), so even if an oblique mode were to grow (or be damped) more rapidly, there will be little effect on CR scattering. In addition, parallel modes are usually the fastest growing in the $t_L \ll t_s$ regime (see HS18).

With these simplifications, it transpires that one can obtain accurate, simple forms for the dispersion relation $\omega(k)$ for modes with frequencies near the Alfvén frequency $\omega_A = kv_A$. Specifically, one inserts the ansatz $\omega = kv_A + \mu(\omega^{(1)}/\mu)$ (such that $\omega^{(1)}$ is the perturbed frequency), and expands the characteristic equation in the small parameter $\mu \ll 1$ with $\omega^{(1)}/\mu$ finite, taking $\mu_i = \bar{\mu}_i\mu$ (i.e., all individual dust densities μ_i scale with μ). Solving the polynomial equation for $\omega^{(1)}$ that appears at lowest order in μ and taking its

imaginary part leads to the result

$$\begin{aligned} \Im(\omega^{(1)}) &= \omega_A \sum_{i=1}^{N_d} \mu_i \tilde{\omega}_i^{(1)} \\ &= \omega_A \sum_{i=1}^{N_d} \mu_i \mathcal{W}_{s,i}^2 \bar{t}_{s,i} \frac{\mathcal{W}_{s,i}^2 \bar{t}_{s,i}^2 (2\bar{\lambda}_i^2 \mathcal{W}_{s,i} + \bar{\lambda}_i^2 - 1) - 1}{(\bar{\lambda}_i^2 - 1)^2 \mathcal{W}_{s,i}^4 \bar{t}_{s,i}^4 + 2(\bar{\lambda}_i^2 + 1) \mathcal{W}_{s,i}^2 \bar{t}_{s,i}^2 + 1}. \end{aligned} \quad (8)$$

Here, $\mathcal{W}_{s,i} \equiv w_{s,i}/v_A - 1$ is the relative Alfvén Mach number of the streaming dust and $\bar{t}_{s,i} = \omega_A t_{s,i}$ is the normalized stopping time. $\bar{\lambda}_i = k^{-1} \lambda_{\text{res},i}^{-1}$ is the mode’s inverse wavenumber normalized by the resonance wavelength $\lambda_{\text{res},i} \equiv v_A t_{L,i} \mathcal{W}_{s,i}$, which is the inverse wavenumber of the Alfvén wave mode that matches the streaming gyro-orbit frequency of the dust; i.e., the wavelength for which $\omega_A = kw_{s,i} \pm t_{L,i}^{-1}$. As expected, the contribution of each grain species ($\tilde{\omega}_i^{(1)}$ in Eq. (8)) is negative (damping) if $\mathcal{W}_{s,i} < 0$ and positive (unstable) if $\mathcal{W}_{s,i} > 0$.

To take the continuum limit of Eq. (8), we note that $\tilde{\omega}_i^{(1)}$ becomes increasingly sharply peaked around the resonance ($\bar{\lambda}_i = 1$) at increasing $\bar{t}_{s,i} \gg 1$. This implies that each species contributes to the total damping or growth rate only around the resonant wavenumber $\bar{\lambda}_i = 1$. As shown in App. A, this allows for the straightforward derivation of a simple expression for continuum damping or growth rate,

$$\Gamma_{\text{dust}}(k) = \text{sgn}(\mathcal{W}_s) \omega_A \mu_0 \frac{\pi}{2} \frac{d\bar{\mu}(a_d)}{d \ln a_d} \frac{\mathcal{W}_s(a_d)^2}{|\xi_{t_L} + \xi_{\mathcal{W}_s}|} \Big|_{k^{-1} = v_A t_L(a_d) |\mathcal{W}_s(a_d)|} \quad (9)$$

Here, we have changed from labelling each dust species by its discrete index i , to making \mathcal{W}_s and t_L functions of physical grain size a_d , defining

$$\xi_{t_L} \equiv \frac{d \ln t_L}{d \ln a_d}, \quad \xi_{\mathcal{W}_s} \equiv \frac{d \ln \mathcal{W}_s}{d \ln a_d}. \quad (10)$$

The fractional mass across a given range of sizes is parameterized by $d\bar{\mu}/d \ln a_d$, which satisfies $\int d \ln a_d (d\bar{\mu}/d \ln a_d) = 1$ across the full range of grain sizes present (i.e., $d\bar{\mu}/d \ln a_d$ is the fractional contribution to dust density from grains of size a_d).¹ Evaluating Eq. (9) as a function of k involves first inverting the resonance condition, $v_A t_L(a_d) |\mathcal{W}_s(a_d)| = k^{-1}$, to find $a_d(k)$, then inserting this into the main expression (9). More detail about the derivation of Eqs. (8) to (9) and how they relate to the Resonant Drag Instability theory of Squire & Hopkins (2018) and HS18 is given in App. A. We also confirm the validity of Eq. (9) in Fig. A1, by comparing to numerical solutions of the full dispersion relation for a discrete set of dust grains.

3.2.1 Polarization

Our derivation of Eq. (8) from the frequency alone has obscured the relevance of the mode polarization in damping or growth. Specifically, only modes that resonate with the dust can interact with it, which, for negatively charged dust, implies that only right-hand polarized waves are damped for $\mathcal{W}_s < 0$, while only left-hand polarized waves are unstable for $\mathcal{W}_s > 0$. The opposite is true for positively charged dust. The handedness of the damped/unstable waves (determined by the dust charge) does not feature prominently in the discussion below, because the streaming speed of CRs ($\sim v_A$)

¹ For the standard MRN size distribution, $dn_d \propto a^{-3.5} da_d$ (Mathis et al. 1977), $d\bar{\mu}/d \ln a_d \propto a_d^{0.5}$.

is generally much smaller than their thermal speed ($\sim c$), implying there are nearly equal numbers of forward and backward propagating particles. However, the fact that only one polarization is damped or unstable does suggest some interesting implications on CR transport, as discussed in §2.1.

4 ASTROPHYSICAL CONSEQUENCES

In this section, we consider how the dust-induced damping or growth of parallel Alfvén waves (AWs) could impact CR confinement in galaxies. We suggest two possible effects, which have opposite consequences for CR propagation. The first—discussed in §4.2—involves the additional AW damping caused by dust reducing the efficiency of CR self-confinement, thus enhancing the CR transport. The second—discussed in §4.3—considers how dust with super-Alfvénic drift speeds in the circum-galactic medium (CGM) could excite parallel AWs that directly scatter CRs, thus enhancing the CR confinement (reducing the transport). We start with a brief review of the dust properties that will be necessary for our discussion, focusing on expressions and/or physical processes that are relevant to $a_d \lesssim 1\mu\text{m}$ grains in well-ionized gas with a temperature $T \gtrsim 10^4\text{K}$. This focus is motivated by the fact that in colder, predominantly neutral gas, CRs are thought to diffuse rapidly anyway due to strong ion-neutral damping, which will generally dominate the effects we discuss here for reasonable dust-to-gas-mass ratios.

In addition to quantities defined above, throughout this section it will be convenient to define the following: T_X , gas temperature in units of 10^XK ; n_X , gas number density in units of 10^Xcm^{-3} ; B_μ , magnetic-field strength in units of μG ; $\beta_X = (8\pi P/B^2)/X$, plasma “beta,” the ratio of thermal pressure to magnetic pressure; $a_{0.1}$, grain radius a_d in units of $0.1\mu\text{m}$; $\bar{\rho}_{d,1}$, solid density of grain in units of g cm^{-3} .

4.1 Physical properties of astrophysical dust

The key dust properties of interest for computing the damping/growth rate of Alfvén waves from Eq. (9) are: (i) the dust drag law $t_s(a_d)$, which, in addition to the external force on the grains, determines $\mathcal{W}_s(a_d)$; (ii) the dust charge, which determines $t_L(a_d)$ from Eq. (7); and (iii) the mass distribution of grain sizes $d\bar{m}/d \ln a$. Let us discuss each of these in turn, summarising relevant information from previous literature.

4.1.1 Drag law

The two relevant expressions for grains in the conditions of interest here are Epstein drag, which is collisional drag when the particle size is smaller than the gas mean free path, and Coulomb drag, which arises when charged grains interact with the background plasma (Draine & Salpeter 1979b). The stopping time for grain species i in the Epstein regime is approximately

$$t_{s,i}^{\text{Ep}} = \sqrt{\frac{\pi}{8}} \frac{\bar{\rho}_{d,i} a_{d,i}}{\rho v_{\text{th}}} \left(1 + \frac{9\pi}{128} \frac{|\mathbf{v}_i - \mathbf{u}|^2}{v_{\text{th}}^2} \right)^{-1/2} \approx 6.8 \times 10^{12} \text{s} \frac{a_{0.1} \bar{\rho}_{d,1}}{n_1 T_4^{1/2}}, \quad (11)$$

where v_{th} is the gas thermal velocity, while in the Coulomb regime it follows

$$t_{s,i}^{\text{Coul}} \approx \sqrt{\frac{\pi}{2}} \frac{\bar{\rho}_{d,i} a_{d,i}}{f_{\text{ion}} \rho v_{\text{th}} \ln \Lambda_d} \left(\frac{k_B T}{eU} \right)^2 \left(1 + \sqrt{\frac{2}{9\pi}} \frac{|\mathbf{v}_i - \mathbf{u}|^3}{v_{\text{th}}^3} \right), \approx 1.1 \times 10^{11} \text{s} \frac{a_{0.1} \bar{\rho}_{d,1}}{f_{\text{ion}} n_1 T_4^{1/2} \bar{U}^2}, \quad (12)$$

where f_{ion} is the ionization fraction, $\ln \Lambda_d$ is the Coulomb logarithm for the dust ($\ln \Lambda_d \approx 20$ for the conditions and grains of interest; see HS18; Draine & Salpeter 1979b), z_i is the mean gas ion charge, and $-2.5\bar{U} = U_d/(k_B T/e) \approx e^2 Z_d/(a_d k_B T)$ is the normalized grain potential (see §4.1.2 below). In the second lines of Eqs. (11) to (12) we have assumed subsonic grain drift $|\mathbf{v}_i - \mathbf{u}| \ll v_{\text{th}}$, taken the mean molecular weight to be 0.6 (a typical choice for warm ionized gas), and taken $z_i \approx 1$. The correct drag law is approximately whichever of Eqs. (11) and (12) is smaller. For maximally collisionally charged ($\bar{U} \approx 1$) grains moving subsonically in well-ionized gas, this is Coulomb drag, otherwise Epstein drag dominates.

4.1.2 Grain charge

Grain charging processes are very complicated and uncertain, being strongly influenced by a range of environmental effects and grain microphysics. Further, in many systems there is expected to be a wide distribution of different grain charges for a given grain size. Here we use several different simple analytic fits to approximate the average charge expected in different regimes, as discussed in, e.g., Draine & Sutin (1987); Weingartner & Draine (2001c); Weingartner (2004); Tielens (2005). The simplest relevant process is collisional charging, which gives

$$U_d \approx \frac{eZ_d}{a_d} \approx -\frac{e}{a_d} \frac{1}{1 + 0.037 \sqrt{\frac{e^2}{ak_B T}}} - 2.5 \frac{k_B T}{e} \approx -2.5 \frac{k_B T}{e}, \quad (13)$$

where the latter approximation is valid for the conditions of interest ($T \gtrsim 10^4\text{K}$). This motivates defining $-2.5\bar{U} = U_d/(k_B T/e)$, with $\bar{U} \approx 1$ for collisionally charged grains. For reference, the grain potential is $U_d \approx 2.15 T_4 \bar{U} \text{V}$. When Z_d becomes too negative, the total charge becomes limited by electron field emission to $Z_d \approx 7000 a_{0.1}^2$, which translates to

$$\bar{U} \approx \bar{U}_0 \min \left\{ 1, 47 \frac{a_{0.1}}{T_4} \right\}, \quad (14)$$

where we retain a dimensionless $\bar{U}_0 \approx 1$ factor, so as to understand the charge dependence of analytic expressions that we later derive.

In the presence of a radiation field, photoelectric charging can dominate, which causes grains to gain net positive charge. The process depends primarily on the gas/radiation through the parameter, $\psi = G_0 T^{1/2}/n$, where $G_0 = u_{\text{rad}}^{\text{uv}}/(5.3 \times 10^{-14} \text{erg cm}^{-3})$ and $u_{\text{rad}}^{\text{uv}}$ is the energy density in the radiation field between $\sim 6\text{eV}$ and 13.6eV . The charge is approximately $Z_d \approx 36(\psi/1000) a_{0.1}$ up to a maximum potential $U \sim 7\text{V}$ or $Z_d \approx 500 a_{0.1}$ (see Weingartner & Draine 2001c; Tielens 2005; Draine 2010 and figure 4 of Weingartner 2004). This gives

$$\bar{U} \approx -\bar{U}_0 T_4^{-1} \min \left\{ 0.24 \left(\frac{\psi}{1000} \right), 3.3 \right\}. \quad (15)$$

Overall, we see that in most regimes, \bar{U} may be assumed independent of a_d in order to compute the \mathcal{W}_s and t_L derivatives required to evaluate damping/growth of Alfvén waves (Eq. (9)), while for small grains in hot gas without a strong radiation field, $\bar{U} \propto a_d$.

For simplicity, we will neglect the quantization of grain charge in analytic estimates, although this does become significant for the smallest grains (see, e.g., figure 25.3 of Draine 2010).

4.1.3 Mass distribution

Grain mass distributions probably vary significantly between regions, depending on the complex interplay between grain growth, grain shattering through collisions, and grain sputtering from the gas (Peters et al. 2017). The standard MRN distribution of (Mathis et al. 1977) postulates that $d\bar{\mu}/d \ln a_d \propto a_d^{0.5}$ with $a_{d,\min} \approx 5\text{nm}$ and $a_{d,\max} \approx 0.25\mu\text{m}$, and a total dust to gas mass ratio of around 1% ($\mu_0 = 0.01$). The MRN distribution likely has significant inaccuracies even in the ISM, missing a sizeable population of small grains with $a_d < 5\text{nm}$ (e.g., Weingartner & Draine 2001a; Zubko et al. 2004; Draine & Fraisse 2009). Far less is known about the CGM or hotter regions. Grain destruction due to ion-field emission is expected to be significant only for very small grains in very hot gas, and not significantly affect results here (e.g., in $T \sim 10^6\text{K}$ gas, Draine & Salpeter 1979b suggest the ion-field-emission-limited grain size is $a \lesssim 1\text{nm}$). Thermal sputtering rates become larger than grain growth due to accretion of metals from the gas for $T \gtrsim 10^5\text{K}$, and significant compared to gas dynamical times for $T \gtrsim 10^6\text{K}$ (Draine & Salpeter 1979a,b), suggesting that the dust-to-gas mass ratio may be lower in hotter gas. However, dust is clearly observed in the CGM of galaxies (Ménard et al. 2010; Peek et al. 2015) and thus appears to survive in gas up to $T \sim 10^7\text{K}$, although this may also be related to the presence of multiphase gas (i.e., dust existing primarily in clumps of colder gas; Tumlinson et al. 2017). While its size distribution remains very uncertain, the presence of smaller grains (down to at least $a_d \sim 0.01\mu\text{m}$) is indicated by observations (Hirashita & Lin 2020).

Given these very significant uncertainties, the use of a complex dust-size distribution model would be of dubious value,² and for simplicity we will use a power-law grain mass distribution $d\bar{\mu}/d \ln a_d \propto a_d^{\xi_\mu}$ between $a_{d,\min} \approx 1\text{nm}$ and $a_{d,\max} \approx 0.25\mu\text{m}$ in all estimates, with $\xi_\mu = 0.5$ (MRN) as the fiducial choice. Since wave growth/damping rates around a particular wavelength scale linearly with the density of dust that is resonant with that wavelength, one can simply adjust the total dust-to-gas mass ratio μ_0 to account for uncertainty in the mass distribution.

4.2 Enhanced cosmic-ray transport in the Warm Ionized ISM

Here we ask the question of whether dust damping, as derived in §3, can compete with turbulent processes and nonlinear Landau damping to damp parallel waves and enable the fast transport of CRs (see §2). This simply involves directly computing the damping rate from Eq. (9) to compare with these previously studied processes. We compare our expressions graphically, for a range of reasonable warm-ISM parameters, in Fig. 1.

² Further, the mass distribution of grains is important for wave damping/growth only insofar as it determines the mass density of grains with a given t_L , \mathcal{W}_s , and t_s . This implies that the mass distribution gets mixed with the charge distribution, which has its own significant uncertainties.

4.2.1 Dust-induced damping

In the bulk of the ISM, radiation-pressure forces are relatively weak and grain drift is expected to be significantly sub-Alfvénic (Weingartner & Draine 2001b; see figure 6 of HS18). It is thus reasonable to set $w_s = 0$, or $\mathcal{W}_s = -1$ in evaluating Eq. (9), which also implies that t_s does not directly enter the analysis (although we must ensure $t_s \omega_A \gg 1$ for the modes of interest for Eq. (9) to be valid). For concreteness, we start by considering grain charging in the absence of a radiation field (Eq. (14)), which gives the Larmor time (Eq. (7))

$$t_L \approx 1.7 \times 10^9 \text{s} \frac{a_{0.1}^2 \bar{\rho}_{d,1}}{UT_4 B_\mu}. \quad (16)$$

Dust will damp CR-induced AWs so long as the scales that are resonant with CRs are also resonant with grains present in the ISM. The former resonant-CR scale, $k_{\text{res}}^{-1} \approx r_L$, is given by Eq. (1), while the dust-resonant wavenumber $k^{-1} = v_A t_L$ is

$$k^{-1}(a_d) = 3.3 \times 10^{12} \text{cm} \begin{cases} \left(\frac{a_d}{8.2\text{nm}} \right)^2 \frac{\bar{\rho}_{d,1}}{n_1^{1/2} T_4 \bar{U}_0} & k \lesssim k_{\text{efe}} \\ \left(\frac{a_d}{31\text{nm}} \right) \frac{\bar{\rho}_{d,1}}{n_1^{1/2} \bar{U}_0} & k \gtrsim k_{\text{efe}} \end{cases}, \quad (17)$$

where we have normalized the grain size to illustrate the connection to scales relevant for $R^{\text{CR}} \approx 1\text{GV}$ protons (see Eq. (1)). Here $k_{\text{efe}}^{-1} \approx (2.2 \times 10^{11} \text{cm}) T_4 \bar{\rho}_{d,1}^{1/2} / n_1^{1/2} \bar{U}_0$ is the resonant scale at which the grain charging changes from the collisional regime (large scales; $a_{0.1} \gtrsim T_4/47$) to the electron-field-emission-limited regime (small scales; $a_{0.1} \lesssim T_4/47$) (see Eq. (14)). We also see from Eq. (10) that $\xi_{iL} \approx 2$ for $a_{0.1} \gtrsim T_4/47$ (larger scales), and $\xi_{iL} \approx 1$ for $a_{0.1} \lesssim T_4/47$ (smaller scales), showing that the damping rate is somewhat larger in the electron-field-emission-limited regime.³ It is straightforward to verify that $t_s \omega_A \gg 1$ for all grains (Coulomb drag dominates; Eq. (12)).

The growth rate is computed by inverting Eq. (17) for a_d and using the normalized power-law grain mass distribution $d\bar{\mu}/d \ln a_d = \xi_\mu a_d^{\xi_\mu} / (a_{d,\max}^{\xi_\mu} - a_{d,\min}^{\xi_\mu})$. Equation (9) then gives

$$\begin{aligned} \frac{\Gamma_{\text{dust}}}{\omega_A} &\approx \frac{\pi}{4} \frac{\mu_0}{\Delta_{a_d}^{\xi_\mu}} \begin{cases} \left(\frac{k^{-1}}{4.9 \times 10^{14} \text{cm}} \right)^{\xi_\mu/2} \left(\frac{n_1^{1/2} T_4 \bar{U}_0}{\bar{\rho}_{d,1}} \right)^{\xi_\mu/2} & k_{a_{d,\max}} \lesssim k \lesssim k_{\text{efe}} \\ 2 \left(\frac{k^{-1}}{1.0 \times 10^{13} \text{cm}} \right)^{\xi_\mu} \left(\frac{n_1^{1/2} \bar{U}_0}{\bar{\rho}_{d,1}} \right)^{\xi_\mu} & k_{a_{d,\min}} \gtrsim k \gtrsim k_{\text{efe}} \end{cases} \\ &\approx \begin{cases} 7.6 \times 10^{-4} \left(\frac{\mu_0}{0.01} \right) \left(\frac{k^{-1}}{3.3 \times 10^{12} \text{cm}} \right)^{1/4} \frac{n_1^{1/8} T_4^{1/4} \bar{U}_0^{1/4}}{\bar{\rho}_{d,1}^{1/4}} & k_{a_{d,\max}} \lesssim k \lesssim k_{\text{efe}} \\ 3.0 \times 10^{-3} \left(\frac{\mu_0}{0.01} \right) \left(\frac{k^{-1}}{3.3 \times 10^{12} \text{cm}} \right)^{1/2} \frac{n_1^{1/4} \bar{U}_0^{1/2}}{\bar{\rho}_{d,1}^{1/2}} & k_{a_{d,\min}} \gtrsim k \gtrsim k_{\text{efe}} \end{cases} \\ &\approx \begin{cases} 6.5 \times 10^{-4} \left(\frac{\mu_0}{0.01} \right) \left(\frac{R^{\text{CR}}}{\text{GV}} \right)^{1/4} \frac{T_4^{1/8} \bar{\rho}_{d,1}^{1/8} \bar{U}_0^{1/4}}{\bar{\rho}_{d,1}^{1/4}} & k_{a_{d,\max}} \lesssim k \lesssim k_{\text{efe}} \\ 2.2 \times 10^{-3} \left(\frac{\mu_0}{0.01} \right) \left(\frac{R^{\text{CR}}}{\text{GV}} \right)^{1/2} \frac{\bar{\rho}_{d,1}^{1/4} \bar{U}_0^{1/2}}{T_4^{1/4} \bar{\rho}_{d,1}^{1/2}} & k_{a_{d,\min}} \gtrsim k \gtrsim k_{\text{efe}} \end{cases} \quad (18) \end{aligned}$$

where $\Delta_{a_d}^{\xi_\mu} = [(a_{d,\max}/0.1\mu\text{m})^{\xi_\mu} - (a_{d,\min}/0.1\mu\text{m})^{\xi_\mu}] / \xi_\mu \approx 3.0$ for grains in the range $a_{d,\min} \approx 1\text{nm}$ to $a_{d,\max} \approx 0.25\mu\text{m}$ with $\xi_\mu = 0.5$, which is used to simplify the expressions from the second line. Equation (1) is used to convert between scale and CR rigidity for the third line (assuming relativistic CRs, $R^{\text{CR}} \gtrsim 1\text{GV}$). The wavenumber cutoffs, $k_{a_{d,\max}}$ and $k_{a_{d,\min}}$, are the wavenumbers resonant with the largest and smallest grains, respectively. Renormal-

³ This occurs because the Larmor time increases more slowly with grain size, meaning there are more grains that are resonant with a particular wavelength of wave.

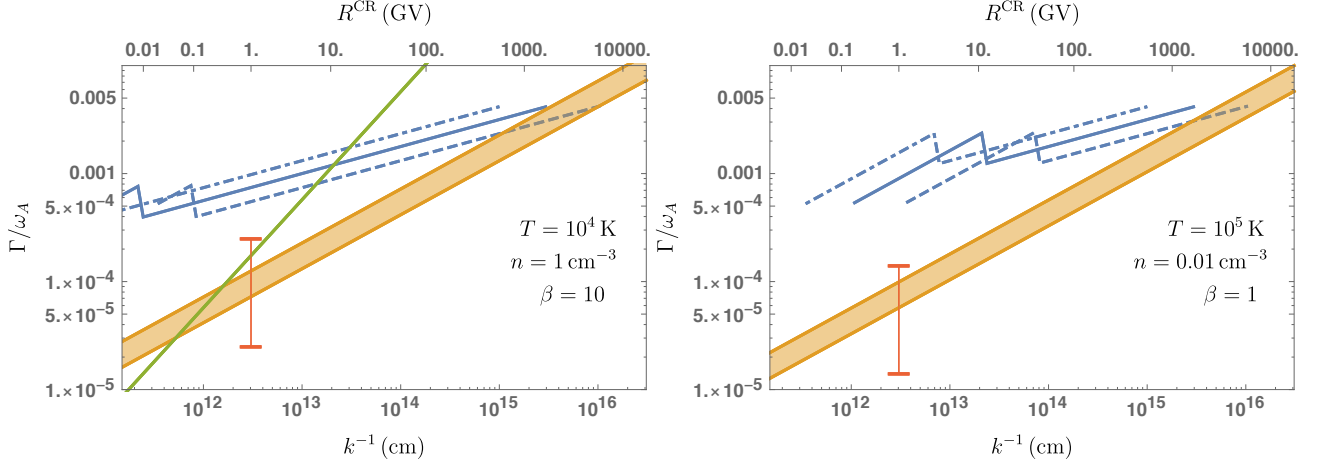


Figure 1. Comparison of parallel AW damping due to dust (blue lines; Eq. (18)), turbulent damping (yellow region; Eq. (25)), nonlinear Landau damping (red bar; Eq. (27)), and ion-neutral damping (green line; Eq. (28)) as a function of scale. The top axis shows the rigidity of CRs that are resonant with AWs at k^{-1} for the conditions of interest. The left-hand panel illustrates cooler, denser conditions, with $T = 10^4$ K, $n = 1 \text{ cm}^{-3}$, and $\beta = 10$, while the right-hand panel illustrates hotter, more diffuse conditions $T = 10^5$ K, $n = 0.01 \text{ cm}^{-3}$, and $\beta = 1$. For the dust, the total dust to gas mass ratio is $\mu_0 = 0.01$, and grains range between $a_{d,\min} = 0.01 \mu\text{m}$, $a_{d,\max} = 0.25 \mu\text{m}$ with a mass distribution $d\bar{\mu}/d \ln a \propto a^{0.5}$. We consider collisional charging (Eq. (14)), and the different lines show the effect of changing grain charge with $\bar{U}_0 = 1$ (solid line), $\bar{U}_0 = 0.3$ (dashed line), $\bar{U}_0 = 3$ (dot-dashed line). Lines terminate at the small and large scales given by Eq. (20). For the turbulent damping, the shaded region shows the range for l_{turb} in the range 100 pc to 300 pc with $M_A \approx 1$. For nonlinear Landau damping we indicate the damping rate for the energetically dominant $\sim \text{GeV}$ CRs, which, because it is nonlinear, depends on the CR properties and transport model. For basic comparison, we use $l_{\text{CR}} = 300 \text{ pc}$ and e_{CR} in the range 0.1 eV cm^{-3} to 10 eV cm^{-3} ($e_{\text{CR}} \approx 0.3 \text{ eV cm}^{-3}$ is measured around the solar circle). For the ion-neutral damping rate, we use $f_{\text{ion}} = 0.99$, which is shown as a basic comparison in the left panel without the intension of mimicking specific ISM conditions (since the relevance of ion-neutral damping depends so strongly on the neutral fraction).

izing a_d in Eq. (17), we find

$$k_{a_d,\min}^{-1} \approx 1.0 \times 10^{11} \text{ cm} \frac{\bar{\rho}_{d;1}}{n_1^{1/2} \bar{U}_0} \left(\frac{a_{d,\min}}{1 \text{ nm}} \right), \quad (19)$$

$$k_{a_d,\max}^{-1} \approx 3.1 \times 10^{15} \text{ cm} \frac{\bar{\rho}_{d;1}}{T_4 n_1^{1/2} \bar{U}_0} \left(\frac{a_{d,\max}}{0.25 \mu\text{m}} \right)^2, \quad (20)$$

assuming that $a_d = a_{d,\min}$ grains are in the field-emission-limited regime, and $a_d = a_{d,\max}$ grains are in the collisional regime. We see that the resonant scales of grains, where there is strong damping, covers a similar range to that of $\sim \text{GeV}$ CRs across a wide range of parameters relevant to the well-ionized ISM. Note that Eq. (18) is discontinuous across $k \approx k_{\text{efe}}$ (larger at small scales), because ξ_{tL} changes.

In many regions of the ISM, while radiation pressures may not be sufficiently large to drive grains to super-Alfvénic velocities, the radiation field can nonetheless be strong enough for photoelectric charging to dominate over collisional charging (e.g., Weingartner & Draine 2001b; Draine 2010). In this case grains become positively charged (Eq. (15)) to several volts depending on the strength of the radiation field. Aside from the polarization of the damped waves, which makes no difference to the CR transport within our approximations (see § 2.1), the calculation of the wave-damping rate is nearly identical except that there is no electron-field-emission limited regime. Taking $\bar{U} = \bar{U}_0/T_4$ (corresponding to $U_d \approx 2.2V \bar{U}_0$), with \bar{U}_0 encapsulating our ignorance about the radiation field, the same calculation as above gives the dust-resonant wavenumber

$$k^{-1}(a_d) = 3.3 \times 10^{12} \text{ cm} \left(\frac{a_d}{8.2 \text{ nm}} \right)^2 \frac{\bar{\rho}_{d;1}}{n_1^{1/2} \bar{U}_0}, \quad (21)$$

with growth rate

$$\begin{aligned} \frac{\Gamma_{\text{dust}}}{\omega_A} &\approx 7.6 \times 10^{-4} \left(\frac{\mu_0}{0.01} \right) \left(\frac{k^{-1}}{3.3 \times 10^{12} \text{ cm}} \right)^{1/4} \frac{n_1^{1/8} \bar{U}_0^{1/4}}{\bar{\rho}_{d;1}^{1/4}} \\ &\approx 6.5 \times 10^{-4} \left(\frac{\mu_0}{0.01} \right) \left(\frac{R^{\text{CR}}}{\text{GV}} \right)^{1/4} \frac{\beta_{10}^{1/8} \bar{U}_0^{1/4}}{T_4^{1/8} \bar{\rho}_{d;1}^{1/4}}, \end{aligned} \quad (22)$$

between the minimum and maximum scales,

$$k_{a_d,\min}^{-1} \approx 4.9 \times 10^{10} \text{ cm} \frac{\bar{\rho}_{d;1}}{n_1^{1/2} \bar{U}_0} \left(\frac{a_{d,\min}}{1 \text{ nm}} \right)^2, \quad (23)$$

$$k_{a_d,\max}^{-1} \approx 3.1 \times 10^{15} \text{ cm} \frac{\bar{\rho}_{d;1}}{n_1^{1/2} \bar{U}_0} \left(\frac{a_{d,\max}}{0.25 \mu\text{m}} \right)^2, \quad (24)$$

which is nearly identical to the collisionally charged result above. Of course, it is plausible that in some regions photo-electric and collisional charging will cancel out, in which case \bar{U} could be reduced substantially compared to the estimates made above; however, it is reasonable to expect that in most regions one of the two charging regimes should dominate over the other.

4.2.2 Other damping mechanisms

Equation (18) should be compared to the damping rate of parallel AWs from other processes. The most important is turbulent damping, which arises from the fact that parallel AWs excited by CRs must propagate along inhomogeneous turbulent magnetic fields. Using the Goldreich & Sridhar (1995) phenomenology of anisotropic magnetized turbulence, the damping rate of $r_L \approx k^{-1}$ scale waves is

(Farmer & Goldreich 2004; Lazarian 2016; Zweibel 2017)

$$\begin{aligned} \frac{\Gamma_{\text{turb}}}{\omega_A} &\approx \frac{1}{\omega_A} \frac{v_A}{r_L^{1/2} l_A^{1/2}} \\ &\approx 1.0 \times 10^{-4} \Lambda_\beta \left(\frac{k^{-1}}{3.3 \times 10^{12} \text{cm}} \right)^{1/2} M_A^{1/2\zeta} \left(\frac{l_{\text{turb}}}{100 \text{pc}} \right)^{-1/2} \\ &\approx 7.6 \times 10^{-5} \Lambda_\beta \left(\frac{R^{\text{CR}}}{\text{GV}} \right)^{1/2} \left(\frac{\beta_{10}}{n_1 T_4} \right)^{1/4} M_A^{1/2\zeta} \left(\frac{l_{\text{turb}}}{100 \text{pc}} \right)^{-1/2}. \end{aligned} \quad (25)$$

Here l_{turb} is the outer scale of the turbulence and $l_A = M_A^{-1/\zeta} l_{\text{turb}}$ is the scale at which turbulent fluctuations become sub-Alfvénic, with M_A the Alfvén Mach number at l_{turb} and $\delta u \sim l^{-\zeta}$ the power-law turbulent scaling exponent of $l > l_A$ motions ($\zeta \sim 1/2$ for supersonic motions, or $\zeta \sim 1/3$ for subsonic motions). The factor $\Lambda_\beta \approx \max(1, 0.4\sqrt{\beta})$ arises because at lower β , direct turbulent dissipation of perpendicular waves is expected to dominate (Farmer & Goldreich 2004), while at larger β , linear-Landau damping of perpendicular magnetic magnetosonic waves dominates (Zweibel 2017; Wiener et al. 2018).

Nonlinear Landau damping (NLLD) is the process by which nonlinear magnetic-field strength variations in the small-scale parallel AWs are directly damped by resonant particle interactions (Lee & Völk 1973; Cesarsky & Kulsrud 1981; Völk & Cesarsky 1982) and pressure anisotropy (Squire et al. 2016; Squire et al. 2017). As a nonlinear effect, the strength of the damping depends on the amplitude of the waves as

$$\Gamma_{\text{NLL}} \approx \frac{\sqrt{\pi}}{8} v_{\text{th}} k_{\parallel} \frac{\delta B^2(k_{\parallel})}{B^2}, \quad (26)$$

where the wave amplitude $\delta B^2(k_{\parallel})/B^2$ itself depends sensitively on the CR energy density and its gradient. In order to make a basic comparison to other mechanisms, we use convenient expressions from H+20 (equation A4) for the damping rate of waves resonant with $\sim \text{GeV}$ CRs. These are derived using an approximate balance of growth and damping, assuming that the waves are excited by CRs with energy density e_{CR} that varies over length scale l^{CR} (see also Thomas & Pfrommer 2019), giving

$$\begin{aligned} \frac{\Gamma_{\text{NLL}}}{\omega_A} &\approx \frac{1}{\omega_A} \left[\frac{1}{3} \frac{\pi^{1/2}}{8} \left(\frac{c_s v_A}{r_L l^{\text{CR}}} \right) \left(\frac{e_{\text{CR}}}{B^2/8\pi} \right) \right]^{1/2} \\ &\approx 2.5 \times 10^{-5} \left(\frac{k^{-1}}{3.3 \times 10^{12} \text{cm}} \right)^{1/2} \frac{\beta^{3/4}}{n_1^{1/2} T_4^{1/2}} \\ &\quad \times \left(\frac{e_{\text{CR}}}{1 \text{eV cm}^{-3}} \right)^{1/2} \left(\frac{l^{\text{CR}}}{100 \text{pc}} \right)^{-1/2} \end{aligned} \quad (27)$$

However, estimating the rigidity dependence of this damping rate requires a rigidity-dependent model of CR transport (which manifests in Eq. (27) through the rigidity dependence of e_{CR}). While we suggest a way to estimate this below (§ 4.2.3), leading to the scaling $\Gamma_{\text{NLL}}/\omega_A \propto (R^{\text{CR}})^{0.15}$, given the greater uncertainty in these estimates, in Fig. 1 we plot only the damping rate for $\sim \text{GeV}$ CRs. In any case, Eq. (27) and the results of H+20 suggest that NLLD is subdominant and unimportant in nearly all situations, being overwhelmed by turbulent damping even in the absence of dust.

Finally, although we do not consider partially ionized gas and ion-neutral damping in detail, it is helpful to include for comparison purposes. For waves with frequencies below the ion-neutral collision rate ν_{in} , the AW damping rate is (H+20; Amato & Blasi 2018)

$$\frac{\Gamma_{\text{in}}}{\omega_A} \approx \frac{\nu_{\text{in}}}{\omega_A} \approx 0.04 \left(\frac{k^{-1}}{3.3 \times 10^{12} \text{cm}} \right) (1 - f_{\text{ion}}) f_{\text{ion}}^{1/2} \frac{T_4^{1/2} \rho_{-24}^{3/2}}{B_\mu}, \quad (28)$$

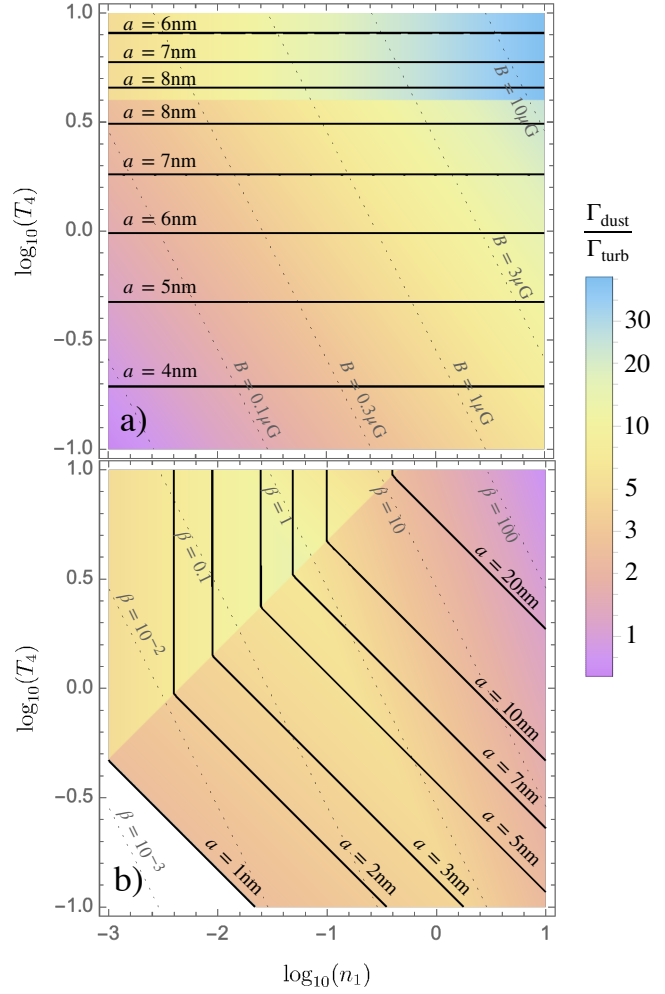


Figure 2. Colours illustrate the ratio $\Gamma_{\text{dust}}/\Gamma_{\text{turb}}$ of the dust damping rate to turbulent damping rate for scales corresponding to $R^{\text{CR}} = 1 \text{GV}$ CRs, across a wide range of temperatures and densities relevant to the ionized ISM. Collisional charging (Eq. (18)) is assumed for Γ_{dust} . The top panel keeps $\beta = 10$ constant as n and T are changed, while the bottom panel keeps $B = 1 \mu\text{G}$ constant. In each panel, the solid contours show the size of the resonant grains (Eq. (17)) as labeled, while the light, dashed contours show lines of constant B (top panel) or constant β (bottom panel). The sharp boundary in each panel is where the charging becomes electron-field-emission limited, and the white region in the bottom panel occurs because the resonant scale moves below $a = 1 \text{nm}$. Other relevant parameters are the same as Fig. 1, with $\bar{U}_0 = 1$ and $l_{\text{turb}} = 100 \text{pc}$.

where $\rho_{-24} = \rho/(10^{-24} \text{g cm}^{-3})$ (mass density of both ions and neutrals), and the $f_{\text{ion}}^{1/2}$ factor arises because v_A is a function of the ion density alone at small scales in a partially ionized gas (note that we have neglected this effect in Eqs. (25) to (27) because it is unimportant if $1 - f_{\text{ion}} \ll 1$). It is clear that ion-neutral damping dominates over all others when the neutral fraction $1 - f_{\text{ion}}$ is modestly large.

4.2.3 Implications for cosmic-ray transport

A graphical comparison of Eqs. (18) to (28) in two sets of conditions relevant to the warm ISM, across a wide range of scales, is shown in Fig. 1. A clear conclusion is that the dust damping rate of AWs with a $\sim 1\%$ dust to gas mass ratio is significantly larger than any other source of damping for AWs resonant with $\sim \text{GeV}$

CRs (top axes), except ion-neutral damping with $1 - f_{\text{ion}} \gtrsim 0.1$. In other words, *dust may significantly decrease CR confinement in well-ionized regions of the ISM*. The same conclusion is illustrated across a wider range of gas conditions in Fig. 2, which shows the ratio of dust to turbulent damping at the GeV CR gyroscale, with solid contours illustrating the resonant grain size (assuming collisional charging). We see that it is generally very small grains ($a_d \lesssim 10\text{nm}$ for common ionized-ISM conditions) that are resonant with scales relevant for $\sim\text{GeV}$ CRs.

Assuming that dust damping does dominate as suggested by the estimates above, we can balance the dust damping rate (18) to the streaming instability growth rate to obtain an estimate for the effective speed of CR energy transport, \tilde{v}_{st} , in the presence of dust (see, e.g., H+20 section 3.3). For collisionally charged grains (Eq. (18)), one finds

$$\begin{aligned} \tilde{v}_{\text{st}} &\approx v_A \left(1 + \frac{3}{4} \frac{\kappa_{\parallel}}{l_{\text{CR}}} \right) \approx v_A \left(1 + \frac{c r_L}{4\pi} \frac{\Gamma_{\text{damp}}}{v_A} \frac{B^2}{8\pi} \frac{1}{e_{\text{CR}}} \right) \\ &\approx v_A \begin{cases} 1 + 4.1 \left(\frac{R^{\text{CR}}}{\text{IGV}} \right)^{1/4} \left(\frac{e_{\text{CR}}}{\text{leV cm}^{-3}} \right)^{-1} \left(\frac{\mu_0}{0.01} \right) \frac{n_1 T_4^{5/8} \bar{U}_0^{1/4}}{\beta_{10}^{3/8} \bar{\rho}_{d,1}^{1/4}} & R^{\text{CR}} \gtrsim R_{\text{efe}}^{\text{CR}} \\ 1 + 14 \left(\frac{R^{\text{CR}}}{\text{IGV}} \right)^{1/2} \left(\frac{e_{\text{CR}}}{\text{leV cm}^{-3}} \right)^{-1} \left(\frac{\mu_0}{0.01} \right) \frac{n_1 T_4^{1/4} \bar{U}_0^{1/2}}{\beta_{10}^{1/4} \bar{\rho}_{d,1}^{1/2}} & R^{\text{CR}} \lesssim R_{\text{efe}}^{\text{CR}} \end{cases} \end{aligned} \quad (29)$$

where $\kappa_{\parallel} = c^2/3v_c$ is the parallel CR diffusion coefficient and $R_{\text{efe}}^{\text{CR}} \approx 0.12 T_4^{3/2} \bar{\rho}_{d,1} / (\bar{U}_0 \beta_{10}^{1/2})$ is the CR rigidity corresponding to k_{efe} . Similarly, for photoelectrically charged grains (Eq. (22)) one finds

$$\tilde{v}_{\text{st}} \approx v_A \left[1 + 4.1 \left(\frac{R^{\text{CR}}}{\text{IGV}} \right)^{1/4} \left(\frac{e_{\text{CR}}}{\text{leV cm}^{-3}} \right)^{-1} \left(\frac{\mu_0}{0.01} \right) \frac{n_1 T_4^{3/8} \bar{U}_0^{1/4}}{\beta_{10}^{3/8} \bar{\rho}_{d,1}^{1/4}} \right] \quad (30)$$

(we assume relativistic CRs to convert scales to rigidity using Eq. (1)). Note that Eqs. (29) and (30) apply only to the $\sim\text{GeV}$ CRs that dominate the CR energy density, because of the appearance of e_{CR} in the expressions. Evidently, we predict modestly super-Alfvénic CR energy transport with faster transport at higher temperature, lower β , or with more strongly charged grains. It is, however, worth noting, that this streaming speed likely remains too small to fully explain the discrepancy found by H+20 between observations and cosmological simulations with self-confined CRs (or equivalently, the AW damping rate remains too small). Further simulations with a dust-damping self-confinement model would be needed to test this more thoroughly.

Finally, we can estimate the predicted rigidity dependence of self-confined CR transport regulated by dust, $\tilde{v}_{\text{st}} \propto (R^{\text{CR}})^{\delta}$ (or equivalently $\kappa_{\parallel} \propto (R^{\text{CR}})^{\delta}$). Such predictions can be compared to the measured rigidity dependence of CR grammage from, e.g., the B/C ratio, which suggests δ in the range 0.3 to 0.8 (with various uncertainties related to sources and propagation; Maurin et al. 2010; Amato 2014; Blasi 2017; Aguilar et al. 2018). To estimate δ , we follow the kinetic treatment of Skilling (1971), which, by balancing the damping rate of AWs to the growth rate of the streaming instability, arrives at the the following equation governing the distribution $f(p)$ of CRs of momentum p :

$$\left(\frac{\partial}{\partial t} + \mathbf{w} \cdot \nabla \right) f = \frac{1}{3} p \frac{\partial f}{\partial p} \nabla \cdot \mathbf{w} - \frac{1}{p^3} \nabla \cdot \left(\frac{c \Gamma_{\text{damp}}(p) B}{4\pi^3 e v_A} \hat{\mathbf{b}} \right), \quad (31)$$

where $\mathbf{w} = \mathbf{u} + v_A \hat{\mathbf{b}}$ is the velocity of the AW frame, in which Eq. (31) is valid. The wave-damping rate Γ_{damp} has an effective momentum dependence⁴ because it is in general a function of k_{\parallel} , and

⁴ Skilling (1971) neglects the k_{\parallel} dependence of Γ_{damp} in his calculation.

k_{\parallel} and p are related by the CR resonance condition Eq. (1). We see that the final ‘‘damping’’ term on the right-hand side, which necessarily describes any deviation from transport at exactly $\tilde{v}_{\text{st}} = v_A$ within these approximations, does not have the form of an advection or diffusion operator at all, and in fact does not even contain the CR distribution f (its rather bizarre behavior is discussed in Skilling 1971). Nonetheless, as a very simple, approximate estimate for the scaling of an effective transport speed \tilde{v}_{st} with CR momentum, we can compare this damping term to an advection term, which would have the form $\tilde{v}_{\text{st}} \hat{\mathbf{b}} \cdot \nabla f$. Noting that $f \sim p^{-\alpha}$ with $\alpha \approx 4.7$, while Γ_{damp} scales as $\Gamma_{\text{damp}} \sim k_{\parallel}^b \sim p^{-b}$, we can estimate δ by matching the p scaling of $\tilde{v}_{\text{st}} \hat{\mathbf{b}} \cdot \nabla f$ to that of $p^{-3} \Gamma_{\text{damp}}$, giving $\delta \approx \alpha - 3 - b = 1.7 - b$. From Eq. (18), we see $b = 1 - \xi_{\mu}/2 \approx 0.75$, giving $\delta \approx 0.7 + \xi_{\mu}/2 \approx 0.95$. Although this estimate is a little higher than observationally favoured values, it is worth noting that the other AW damping mechanisms except nonlinear-Landau damping⁵ all predict larger δ (e.g., $\delta \approx 1.2$ for turbulence damping). A flatter (or even inverted) mass distribution of small grains, as favoured by more detailed models of dust (see § 4.1.3), would decrease δ further.

4.2.4 Uncertainties

The most significant uncertainties in the above conclusions relate to the fact that a reasonable population of small grains ($a_d \lesssim 10\text{nm}$) is required to damp waves relevant to $\sim\text{GeV}$ CRs. If the total dust-to-gas-mass ratio were significantly lower than 0.1 \rightarrow 0.3% in more diffuse ISM regions (see, e.g., Peters et al. 2017), or if the grain size distribution were significantly depleted for $a_d \lesssim 10\text{nm}$, dust damping could be unimportant compared to other sources. However, it is worth noticing that most complex dust models that are calibrated to observations (e.g., Weingartner & Draine 2001a; Zubko et al. 2004; Draine & Fraisse 2009) involve a grain distribution with an *excess* of the smallest grains compared to a power-law distribution, which suggests that using $\xi_{\mu} = 0.5$ could underestimate the dust damping, as well as overestimating the dependence of transport on CR rigidity (δ). Further uncertainty concerns the charging of small grains, which will be affected by charge quantization (Draine 2010) as well as the environmental factors discussed above (e.g., the radiation environment); a more accurate treatment could convolve a charge distribution with the mass distribution before computing the damping rate to account for quantization. Finally, we reiterate that only the right-hand polarized waves are damped by dust (for negatively charged dust; see § 3.2.1), so that in practice, dust tends to make CR-induced AWs more circularly polarized. As discussed in § 2.1, this likely enhances CR transport by a similar degree to what would occur if both polarizations were damped; however, simulations and more accurate theory are clearly needed to assess this physics in more detail.

Including it yields slightly different (unimportant) numerical factors in the final term of Eq. (31).

⁵ The scaling of NLLD can be worked through in the same way, with the caveat that Γ_{damp} depends directly on the CR spectrum in Skilling’s argument. This leads to a damping term that scales as $\sim p^{-3/2} \nabla \cdot [A(\hat{\mathbf{b}} \cdot \nabla f)^{1/2} \hat{\mathbf{b}}]$ (where A represents terms that depend on gas quantities), which gives $\delta = 0.85$. This also implies that Γ_{NLLD} from Eq. (27) scales as $\Gamma_{\text{NLLD}} \sim k_{\parallel}^{0.85}$ for this model of CR transport. For comparison, this is slightly flatter than the other mechanisms plotted in Fig. 1. This calculation is effectively the same as that of Blasi (2019), who also finds $\delta = 0.85$ for NLLD-mediated transport.

4.3 Enhanced cosmic-ray scattering through dust-excited Alfvén waves

In this section, we discuss the possibility that dust drifting with $|\mathbf{w}_s| > v_A$ generates small-scale parallel Alfvén waves, which subsequently scatter and confine cosmic rays. Much of this physics remains highly uncertain; both the astrophysics of dust in the relevant conditions (e.g., charging and grain abundances in hotter gas) and the nonlinear wave physics (e.g., saturation of the dust instability and CR scattering; see §2.1) are not well constrained. We thus provide only a cursory examination of the relevant physics compared to §4.2 on dust damping. Nonetheless, in some situations—particularly when grains are driven to significantly super-Alfvénic velocities by radiation pressure—it is reasonable to suggest that dust-induced scattering rates could dominate over all other CR scattering mechanisms, causing scattering levels near the “Bohm limit,” where the CR’s mean-free path approaches their gyroradius. Here, motivated by HS18, we consider the interesting example of the circumgalactic medium (CGM) around a quasar or highly luminous galaxy, which could cause an interesting nonlinear correlation between the luminosity and the confinement of CRs. Other possible applications include near supernovae⁶ and regions of the ISM with higher-than-average radiation fields (see, e.g., figure 6 and section 9 of HS18), although the dust instabilities may become more complicated in some cases where grains are not so strongly magnetized (if the ratio t_L/t_s approaches one).

As shown in §3, positively charged dust drifting at speeds exceeding v_A will generate (right-handed) parallel Alfvén waves. If their growth rate exceeds the damping rate from background turbulence,⁷ such waves will presumably continue to grow until they saturate through some other means. The most obvious candidate is by exciting some type of turbulence, which scatters dust particles sufficiently to shut off the instability’s drive. The simulations of Hopkins et al. (2020c) suggest that a simple saturation criterion is when a characteristic turnover time at the scale of interest is equal to the instability growth rate, which leads to an estimate of the power in small scale parallel fluctuations $\delta B^2/B^2 \sim (\Gamma/\omega_A)^2$, where Γ/ω_A is the growth rate of the dust instability normalized by the Alfvén frequency at the chosen scale. This implies the CR diffusivity

$$\kappa_{\parallel} \approx \frac{c^2}{3v_c} \sim 3.3 \times 10^{26} \text{cm}^2 \text{s}^{-1} \left(\frac{R^{\text{CR}}}{\text{GV}} \right) \left(\frac{B}{1\mu\text{G}} \right)^{-1} \left(\frac{\Gamma/\omega_A}{0.01} \right)^{-2}. \quad (32)$$

It is worth noting that this estimate $\delta B^2/B^2 \sim (\Gamma/\omega_A)^2$ likely significantly underestimates the saturation level of small-scale AWs, because the instability grows with circularly polarized modes that do not perturb the field strength, so will not necessarily break up into turbulent fluctuations in the usual way. Unfortunately, the extremely small scales of interest were not directly probed by the simulations of Hopkins et al. 2020c (the “CGM” simulation approaches similar conditions). On the other hand, it is also likely the case that pure circularly polarized modes are very inefficient at isotropizing CRs (see §2.1), so Eq. (32) could be a reasonable estimate of effective scatterers (i.e., turbulent fluctuations of both polarizations) even if one polarization reaches higher amplitude.

⁶ Of course, CR fluxes are also particularly extreme near supernovae, and the relevant processes remain highly uncertain (Micelotta et al. 2018; Bykov et al. 2018; Holcomb & Spitkovsky 2019).

⁷ Nonlinear Landau damping will presumably not operate on the dust-excited AWs, since they do not involve a variation in $|B|$.

Simulations or more detailed analytic theory are clearly needed, but we proceed anyway for lack of a more accurate estimate.

We now focus on conditions relevant to the CGM around a quasar for concreteness, though similar considerations could apply to any high-luminosity galaxy. We first note that significant amounts of dust is observed in the CGM (Ménard et al. 2010; Peek et al. 2015), presumably driven there by radiation pressure (e.g., Ishibashi & Fabian 2015; Hirashita & Inoue 2019). Considering conditions appropriate to distances $r \sim r_{100} 100 \text{kpc}$ from a quasar of luminosity $L \sim L_{13} 10^{13} L_{\odot}$, we take the gas to be hot ($T \sim 10^5 \rightarrow 10^7 \text{K}$), at very low density ($n \sim 10^{-6} \rightarrow 10^{-3} \text{cm}^{-3}$), and with weak magnetic fields ($\beta \sim 100 \rightarrow 10^4$).⁸ The first stage of estimating the AW growth-rate from Eq. (9) is to estimate the Larmor time and relative drift velocity of grains. Estimates of ψ indicate that grains will be strongly photoelectrically charged (Eq. (14)), suggesting $\bar{U} \approx 3/T_4$ ($U_d \sim 7 \text{V}$) and that Epstein drag dominates (particularly given that we find trans-sonic to supersonic drift velocities; c.f. Eqs. (11) and (12)). We estimate the radiative force on the grains as $m_d a^{\text{ext}} \sim Q_{\text{abs}} \pi a_d^2 L / (4\pi r^2 c)$, where Q_{abs} is the absorption efficiency of the grains, which, for a radiative flux peaked around wavelength λ_{rad} , is $Q_{\text{abs}} \sim a_d / \lambda_{\text{rad}}$ for $a_d \lesssim \lambda_{\text{rad}}$ or $Q_{\text{abs}} \sim 1$ for larger grains (Weingartner & Draine 2001c). Assuming $w_s > c_s$ for simplicity in solving $w_s = a^{\text{ext}} t_s^{\text{Ep}}$ for the relative dust-gas drift, we find

$$\frac{w_s}{v_A} \approx \mathcal{W}_s \approx 330 a_{0.1}^{1/2} \frac{L_{13}^{1/2}}{r_{100}} B_{-8}^{-1} \quad (33)$$

for dust with $a_d \lesssim \lambda_{\text{rad}}$ and a spectrum that peaks around Lyman-alpha wavelengths, $\lambda_{\text{rad}} = 122 \text{nm}$ (we define $B_{-8} = B/10^{-8} \text{G}$). Equation (34) somewhat overestimates w_s for the smallest grains that are trans- or sub-sonic ($w_s/v_A \lesssim \beta^{1/2}$), and also does not account for nonlinear modifications to w_s as the grains are scattered by the turbulence they induce (although this is likely a modest effect in this very short wavelength range; Moseley et al. 2019). The Larmor time is $t_L \approx (5.3 \times 10^{10} \text{s}) a_{0.1}^2 \bar{\rho}_{d,1} / (\bar{U}_0 B_{-8})$ using the photoelectric expression (15) for the grain charge. Inverting the resonant condition $k^{-1} = v_A t_L \mathcal{W}_s$ to link the grain size to wavelength, and assuming $\xi_{\mu} = 0.5$ for $a_{d,\text{min}} \approx 1 \text{nm}$ to $a_{d,\text{max}} \approx 0.25 \mu\text{m}$, Eq. (9) becomes

$$\frac{\Gamma}{\omega_A} \approx 0.13 \left(\frac{\mu}{100} \right) \left(\frac{k^{-1}}{3.3 \times 10^{14} \text{cm}} \right)^{3/5} \frac{\beta_{300}^{7/10}}{n_{-4}^{2/5} T_6^{7/10}} \left(\frac{L_{13}}{r_{100}^2} \right)^{7/10} \left(\frac{\bar{U}_0}{\bar{\rho}_{d,1}} \right)^{3/5}, \quad (34)$$

where we have normalized k^{-1} to the scale resonant with $\sim \text{GeV}$ particles at $B = 10^{-8} \text{G}$. Equation (34) applies on scales $k < k_{a_{d,\text{min}}}$ where resonant grains exist, with

$$k_{a_{d,\text{min}}}^{-1} \approx 1.5 \times 10^{13} \text{cm} \left(\frac{a_{d,\text{min}}}{1 \text{nm}} \right)^{5/2} \frac{\beta_{300}^{1/2}}{n_{-4} T_6} \frac{L_{13}^{1/2}}{r_{100}} \frac{\bar{\rho}_{d,1}}{\bar{U}_0}. \quad (35)$$

We see that growth rates are rather large at the relevant scales for

⁸ A potential complication and uncertainty is that the observed dust may not be cospatial with the hot gas in the CGM, which is known to be multiphase and clumpy (Tumlinson et al. 2017). In such a case, although our estimates could still apply to waves in the cooler, denser gas (suggesting high CR scattering rates therein), isolated clumpy regions with high scattering rates are likely to be ineffective at confining CRs (since the CRs fill the space between clumps; H+20). On the other hand, most dust grains drift supersonically through the gas (Eq. (33)), so will presumably blow through different gas phases, even if initially present only in a cooler phase. Clearly, the relevance of multiphase gas represents yet another significant uncertainty for this mechanism.

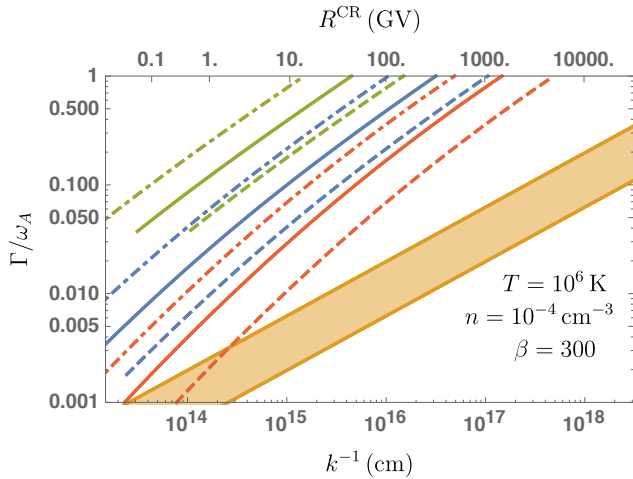


Figure 3. The growth rate of unstable AWs in the presence of drifting dust (lines) compared to turbulent damping rates (orange shaded region), for conditions relevant to the CGM around a luminous quasar ($T = 10^6 \text{K}$, $n = 10^{-4} \text{cm}^{-3}$, $\beta = 300$). We take $\mu_0 = 0.01$ with photoelectrically charged grains and an MRN grain spectrum between $a_{d,\text{min}} = 1 \text{nm}$ and $a_{d,\text{max}} = 0.25 \mu\text{m}$. The blue, green, and red lines respectively show growth rates with an $L \approx 10^{13} L_\odot$, $L \approx 5 \times 10^{13} L_\odot$, and $L \approx 3 \times 10^{12} L_\odot$ source, all at $r \sim 100 \text{kpc}$. As in Fig. 1, solid, dashed, and dot-dashed lines respectively show $\bar{U} = 1$, $\bar{U} = 3$, and $\bar{U} = 0.3$, to illustrate the effect of changing the grain charge, and the lines terminate on the left at the scale where $a_{d,\text{min}} = 1 \text{nm}$ grains are resonant (Eq. (35)). For turbulent damping, we use the expression (25), with the range indicating the a range of outer-scales from $l_{\text{turb}} \sim 10 \text{kpc}$ to $l_{\text{turb}} \sim 100 \text{kpc}$ with $M_A \sim 5$.

$\sim \text{GeV}$ CRs, and, at modestly larger scales relevant to $\geq 50 \text{GeV}$ particles, the scattering level might be expected reach Bohm diffusion levels (this occurs when $\delta B/B \sim 1$ from $\Gamma \sim \omega_A$, although our solution for Γ breaks down here also). However, as also occurred for dust damping in the ISM (§ 4.2), it is the smaller grains that grow AWs at $\sim \text{GeV}$ scales, and if the grain spectrum were cut off at small scales, or grains were less charged than expected, the spectrum of unstable AWs may not extend to sufficiently small scales to efficiently scatter $\sim \text{GeV}$ particles.

We illustrate the AW growth rate for the fiducial conditions ($T = 10^6 \text{K}$, $n = 10^{-4} \text{cm}^{-3}$, $\beta = 300$) with $\mu_0 = 0.01$ in Fig. 3 (although $\mu_0 = 0.01$ may be an overestimate, the growth rate simply scales linearly with μ_0). We use the full Epstein-drag expression to compute w_s , without assuming $w_s \geq c_s$ as in Eq. (33), which implies that the curves are slightly below the estimate (34) at small scales (we also account for $Q_{\text{abs}} \sim 1$ for the larger grains). Overall, we see significant dust-induced AW growth rates that are large compared to the effect of turbulence (shaded region), with the caveat that scattering of $\sim \text{GeV}$ particles requires a population of quite small grains. Comparing the estimate of CR diffusivity in Eq. (32) with the estimate of $\kappa \geq 10^{30} \text{cm}^2 \text{s}^{-1}$ in quiescent milky-way-like galaxies (based on γ -ray observations and simulations; see Lacki et al. 2011; Chan et al. 2019; H+20), we see that reasonable quasar luminosities will cause very effective CR confinement, with a strong ($\sim L^{1.4}$) dependence on luminosity up to the Bohm limit (at which point $\kappa \sim 3 \times 10^{24} \text{cm}^2 \text{s}^{-1} B_{-8}^{-1} (R^{\text{CR}}/1 \text{GV})$).

Such a strong increase in confinement may in turn have consequences for CR-driven winds or outflows. A crude measure of the impact is to compare the force per unit mass on the gas due to the dust (i.e., radiation pressure) to that due to the CRs. The former is

$\rho_d w_s / t_s \approx 6.7 \times 10^{-38} \text{gcm}^{-2} \text{s}^{-2} (\mu_0/0.01) L_{13} n_{-4} / (r_{100}^2 \bar{\rho}_{d,1})$ assuming a supersonic dust-gas drift as above (w_s/t_s is approximately independent of a_d for $a_d \lesssim \lambda_{\text{rad}}$); the latter is $\nabla P_{\text{CR}} = e_{\text{CR}} / (3l_{\text{CR}}) \approx 1.7 \times 10^{-38} \text{gcm}^{-2} \text{s}^{-2} (e_{\text{CR}}/0.01 \text{eV cm}^{-3}) (l_{\text{CR}}/100 \text{kpc})$. We see that even for relatively conservative values for e_{CR} and l_{CR} —i.e., values similar to those obtained with $\kappa \geq 10^{30} \text{cm}^2 \text{s}^{-1}$ in H+20—the CR force is not vastly smaller than the radiation-pressure force. Thus, even a modest increase in CR confinement caused by dust induced scattering would likely cause the force from CRs to overwhelm that due to radiation pressure, since e_{CR} or $1/l_{\text{CR}}$ need only increase by a factor of several for this to happen. In other words, this indirect effect of radiation pressure as a feedback mechanism for galaxies—driving small-scale waves that enhance CR confinement to the point where they drive outflows—may be more efficient than the direct driving of outflows through radiation pressure and dust drag (Murray et al. 2005). Under appropriate conditions, this could provide a strong feedback mechanism controlled by the luminosity of the quasar or galaxy.

5 CONCLUSION

This paper has considered the influence of astrophysical dust grains on the confinement of galactic cosmic rays (CRs). The cause of the interaction between these two seemingly unrelated components of the galactic ecosystem is the small-scale parallel Alfvén wave. Parallel Alfvén waves at sub-AU scales act to scatter and confine $\sim \text{GeV}$ CRs through gyro-resonant interactions and the streaming instability. They also interact strongly—also through gyro-resonant interactions—with small charged dust grains, which act to damp the waves if the dust is nearly stationary with respect to the gas, or cause instability if the dust streams super-Alfvénically. This interaction implies a link between grain size (which determines the dust gyrofrequency through the dust mass and charge) and the CR rigidity: smaller grains, which are gyro-resonant with smaller wavelength AWs, interact with lower-rigidity CRs.

The two possibilities (wave damping or instability from the dust) could have opposite effects on the astrophysics of cosmic rays. In the case of nearly stationary dust, for which the magnitude of the wave damping can be estimated with reasonable fidelity in well-ionized regions of the ISM, dust could significantly *enhance* CR transport (decrease confinement). Using reasonable assumptions about dust mass distributions and charging, we find damping rates from dust up to an order of magnitude larger than wave damping from the background turbulence (Farmer & Goldreich 2004; Zweibel 2017) or nonlinear damping (Cesarsky & Kulsrud 1981). Because wave damping directly determines transport levels for self-confined CRs, this suggests that CR diffusion coefficients could be significantly larger than what would be expected without dust. The influence of dust may thus go some way towards explaining recent findings that standard models of CR self confinement are too efficient to explain gamma-ray and in-situ CR grammage observations (H+20; Chan et al. 2019; Hopkins et al. 2020d).

In the opposite case of dust-driven instability, the scattering of CRs by waves produced by dust has the potential to significantly *reduce* CR transport (enhance confinement), although our estimates are far less reliable in this case due to significant astrophysical uncertainties. The situation could occur in the circumgalactic medium around a luminous galaxy, where radiation pressure would cause dust to stream outwards with super-Alfvénic relative velocities, exciting small-scale Alfvén waves that scatter CRs. Simple estimates suggest that the outwards force on the gas produced by the en-

hanced coupling to CRs through this interaction could be much stronger than the direct force from the dust/radiation pressure itself (Murray et al. 2005).

In either of the above scenarios, the relative mass density of dust plays a key role in determining CR transport, which thus implies a dependence of CR confinement on metallicity. In the first case of wave damping through dust, as most relevant to the ionized ISM away from high-luminosity sources, we predict more efficient CR escape in high-metallicity environments, because AWs are more rapidly damped at higher dust densities. The second scenario, more relevant to halos around highly luminous galaxies, predicts the opposite, with stronger confinement at high metallicity. In this context, it is worth mentioning the particularly weak CR confinement in the SMC and LMC, as inferred from γ -ray observations (Lacki et al. 2011). Since the SMC and LMC have a low metallicity compared to the Milky Way, this does not fit with the first scenario of increased dust-induced damping, although given the wide array of other morphological and historical differences, the lower CR confinement is likely unrelated to the detailed CR transport physics (Chan et al. 2019). A metallicity dependence to CR transport could be a key ingredient in understanding the efficacy of CR feedback at high redshift.

ACKNOWLEDGMENTS

Support for JS was provided by Rutherford Discovery Fellowship RDF-U001804 and Marsden Fund grant UOO1727, which are managed through the Royal Society Te Apārangi. Support for PFH was provided by NSF Collaborative Research Grants 1715847 & 1911233, NSF CAREER grant 1455342, and NASA grants 80NSSC18K0562 and JPL 1589742. EQ was supported in part by NSF grant AST-1715070 and a Simons Investigator award from the Simons Foundation. We wish to acknowledge the hospitality of the Kavli Institute for Theoretical Physics during the program ‘‘Multiscale Phenomena in Plasma Astrophysics,’’ which was supported in part by the National Science Foundation under Grant No. NSF PHY-1748958.

Data availability No new data were generated or analysed in support of this research.

APPENDIX A: GROWTH AND DAMPING WITH A SPECTRUM OF GRAIN SIZES

In this appendix, we detail the derivations of Eqs. (8) and (9), explore some of the properties of these, and discuss some limits on their validity. We first discuss some technical features of the discrete growth rate calculation in App. A1, then how to take the continuum limit in App. A2. Although the general procedure—computing a discrete growth rate first, then taking the limit $N_d \rightarrow \infty$ —may seem more complex than starting directly from equations for the continuum limit of Eqs. (3) to (6), the method seems to have some important advantages. Firstly, in similar calculations of dust interacting with an ion-electron plasma only through electromagnetic fields (i.e., without drag), but taking the limit $N_d \rightarrow \infty$ before computing a dispersion relation, Tripathi & Sharma (1996); Cramer et al. (2002) find expressions for the growth rate that can be evaluated analytically only for specific power-law dust-density distributions. Second, our calculation provides useful physical intuition on its limits at finite dust stopping time t_s , explaining why the result is effectively independent of t_s in the regimes of interest.

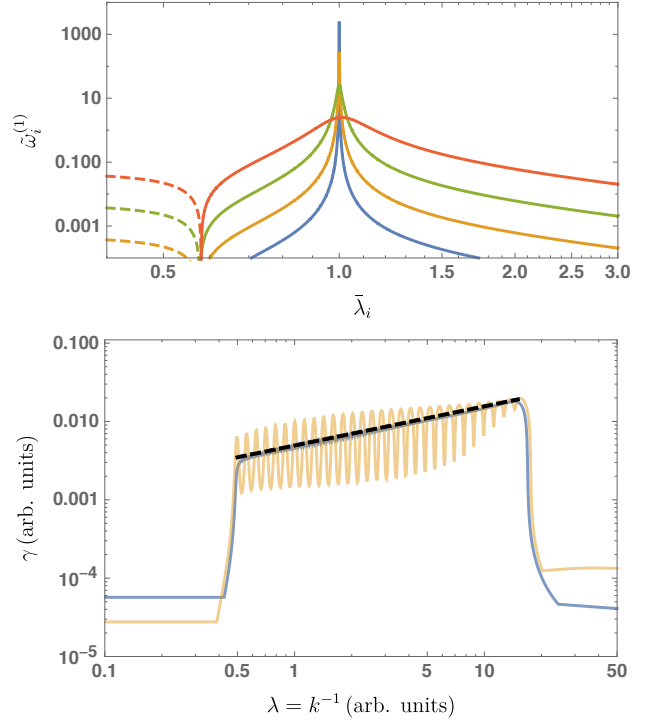


Figure A1. Top panel: single-grain contribution to the growth rate $\tilde{\omega}_i^{(1)}$ (Eq. (8)) for $\mathcal{W}_{s,i} = 1$, with $\tilde{t}_{s,i} = t_{s,i}\omega_A$ in the range $\tilde{t}_{s,i} = \{10^4, 10^3, 10^2, 10^1\}$ (blue, orange, green, and red curves, respectively). Dashed lines show where $\tilde{\omega}_i^{(1)} < 0$ ($\tilde{\omega}_i^{(1)} \approx \tilde{t}_{s,i}^{-1}$ for $\tilde{t}_{s,i} \gg 1$). Bottom panel: comparison of the continuum approximation Eq. (9) (black dashed line) to the full dispersion relation computed numerically from the linearization of Eqs. (2) to (6). The blue line shows the dispersion relation with 150 dust species, while the light-orange line shows the case with 30 dust species, illustrating the convergence towards the continuum solution. We use arbitrary units with a ranging from $a = 1$ to $a = 30$ in logarithmically spaced increments, $v_A = 1$, $\beta = 10$, $t_L = 0.5a^{0.5}$, $\mathcal{W}_s = a^{0.5}$, $t_s = 30a$, a mass distribution $d\bar{\mu}/d \ln a \propto a^{0.5}$, and a total dust density $\mu_0 = 0.01$. The analytic expression for the growth rate follows from inverting the resonance condition, $v_A t_L \mathcal{W}_s = k^{-1}$, to give $a = 2/k$, which gives $\gamma \approx 0.5\mu_0 k^{-1/2}$ using Eq. (9).

A1 Discrete distribution

As discussed in § 3.2, the growth rate of a discrete collection of grains can be straightforwardly obtained by computing the dispersion relation from the linearization of Eqs. (3) to (6). Assuming that the solution of the resulting polynomial is of the form $\omega = kv_A + \omega^{(1)}$, where $\omega^{(1)} \sim O(\mu)$, then expanding in $\mu \ll 1$, leads to

$$\mu \left(-\omega^{(1)} + \sum_{i=1}^{N_d} \mu_i \omega_A \mathcal{W}_{s,i} \frac{t_{L,i}^2 (1 + i\omega_A t_{s,i} \mathcal{W}_{s,i} - t_{s,i}^2 \mathcal{W}_{s,i})}{t_{s,i}^2 + it_{L,i}^2 (1 + i\omega_A t_{s,i} \mathcal{W}_{s,i})^2} \right) \times \prod_{i=1}^{N_d} \mathcal{W}_{s,i} (1 + i\omega_A t_{s,i} \mathcal{W}_{s,i}) + O(\mu^2) = 0. \quad (\text{A1})$$

Solution of the first term in the product gives Eq. (8), after normalizing the wavenumber of the mode to the resonant wavenumber using $\omega_A = kv_A = (t_L \mathcal{W}_{s,i} \bar{\lambda}_i)^{-1}$, where $\bar{\lambda}_i \lambda_{\text{res},i} = k^{-1}$ and $\lambda_{\text{res},i} \equiv v_A t_{L,i} \mathcal{W}_{s,i}$.

Equation (A1) is valid so long as the growth rate of the mode is sufficiently small such that the dust gyromotion and Alfvén wave are not approximately resonant (in which case the assump-

tion $\omega^{(1)} \sim \mathcal{O}(\mu)$ is not correct). As discussed in Squire & Hopkins (2018) (see discussion below their equation (12)), mathematically this implies that the growth rate of the mode must be less than that of the resonant drag instability between the dust gyromotion and the Alfvén wave, which has the growth rate,

$$\Im(\omega) \approx \frac{1}{2} \mu_i^{1/2} t_{L,i}^{-1} |\mathcal{W}_{s,i}|^{1/2} = \frac{1}{2} \mu_i^{1/2} |\mathcal{W}_{s,i}|^{3/2} \omega_A |_{k=\lambda_i^{-1}} \quad (\text{A2})$$

at resonance ($k = \lambda_{\text{res},i}^{-1}$) for a single grain population i (HS18). In other words, Eq. (A2), rather than Eq. (8), is the correct expression at larger μ_i . Equations (A1) and (8) are thus valid if $\tilde{\omega}_i^{(1)}|_{\tilde{\lambda}_i=1} \lesssim \mu_i^{-1/2} \mathcal{W}_{s,i}^{3/2}$, or—expanding $\tilde{\omega}_i^{(1)}$ in $\tilde{t}_{s,i} \gg 1$ to find $\tilde{\omega}_i^{(1)}|_{\tilde{\lambda}_i=1} \approx \mathcal{W}_{s,i}^3 \tilde{t}_{s,i} / 2 + \mathcal{O}(\tilde{t}_{s,i}^{-1})$ —for

$$|\mathcal{W}_{s,i}|^{3/2} \tilde{t}_{s,i} \lesssim \mu_i^{-1/2}. \quad (\text{A3})$$

This condition compares well against full numerical solutions to the dispersion relation.

Finally, we note that the derivation carries through in an identical fashion if one also adds in a dust pressure term into the dust momentum Eq. (5) (although the second line of the dispersion relation (A1) is modified, this does not change the solution for $\omega^{(1)}$). This shows that the dust-AW interaction will be relatively similar in the more complex case where the dust has a velocity dispersion, although it will be necessary to account for the spread in $\mathcal{W}_{s,i}$ of different grains if their dispersion becomes comparable to v_A . We do not consider this in more detail here for simplicity.

A2 Continuum limit

For $\tilde{t}_{s,i} \gg 1$, the contribution to growth or damping from a single grain species (the function $\tilde{\omega}_i^{(1)}$ in the sum of Eq. (8)), becomes very sharply peaked around $\tilde{\lambda}_i = 1$. For illustration, we plot $\tilde{\omega}_i^{(1)}(\tilde{\lambda}_i)$ in the top panel of Fig. A1, showing (i) how its peak value (at $\tilde{\lambda}_i = 1$) scales linearly with $\tilde{t}_{s,i}$ [$\tilde{\omega}_i^{(1)}(1) \approx \mathcal{W}_{s,i}^3 \tilde{t}_{s,i} / 2 + \mathcal{O}(\tilde{t}_{s,i}^{-1})$], (ii) that $\tilde{\omega}_i^{(1)} \rightarrow 0$ as $\tilde{\lambda}_i \rightarrow \infty$, and (iii) that $\tilde{\omega}_i^{(1)}(0) \approx -\tilde{t}_{s,i}^{-1} + \mathcal{O}(\tilde{t}_{s,i}^{-3})$. Moreover, it transpires that

$$\int_0^\infty d\tilde{\lambda}_i \tilde{\omega}_i^{(1)} = \frac{\pi}{2} \mathcal{W}_{s,i}^2, \quad (\text{A4})$$

implying that at $\tilde{t}_{s,i} \gg 1$, $\tilde{\omega}_i^{(1)}$ is well approximated by a delta function, with no $\tilde{t}_{s,i}$ dependence: $\tilde{\omega}_i^{(1)} \approx (\pi/2) \mathcal{W}_{s,i}^2 \delta(\tilde{\lambda}_i - 1) = (\pi/2) \mathcal{W}_{s,i}^2 \lambda_{\text{res},i} \delta(k^{-1} - \lambda_{\text{res},i})$. Given that the total growth rate from N_d species is simply the sum of the individual growth rates, we can derive an expression for the continuum damping/growth rate, $\gamma(k)$, by converting the sum in Eq. (8) to an integral. This is done by stipulating that the area under the $\gamma(k)$ between resonances, $\gamma(k) d\lambda_{\text{res},i} = \gamma(k) (\lambda_{\text{res},i+1} - \lambda_{\text{res},i})$ is equal to the area under the discrete growth rate at the same resonance, which is $\Im[\omega^{(1)}(\lambda_{\text{res},i})] d\lambda_{\text{res},i} \approx \mu_i (\pi/2) \mathcal{W}_{s,i}^2 \lambda_{\text{res},i}$, where in the final step we have used the delta-function approximation for $\tilde{\omega}_i^{(1)}$. Replacing μ_i by $d\mu$ with $\mu_0 = \sum_{i=1}^{N_d} \mu_i = \int d\mu$, we get

$$\begin{aligned} \gamma(k) &= \frac{\Im[\omega^{(1)}(\lambda_{\text{res},i})] d\lambda_{\text{res},i}}{d\lambda_{\text{res},i}} = \frac{\pi}{2} \frac{d\mu}{d \ln a} \left(\frac{d\lambda_{\text{res}}}{d \ln a} \right)^{-1} \mathcal{W}_s^2(a_d) \lambda_{\text{res}}(a_d) \\ &= \omega_A \frac{\pi}{2} \frac{d\mu}{d \ln a} \left[v_A t_L \mathcal{W}_s \left(\frac{d \ln t_L}{d \ln a} + \frac{d \ln \mathcal{W}_s}{d \ln a} \right) \right]^{-1} \mathcal{W}_s^3 t_L v_A, \end{aligned} \quad (\text{A5})$$

where all functions of a ($t_L(a_d)$, $\mathcal{W}_s(a_d)$ etc.) are converted to functions of k by inverting $k^{-1} = \lambda_{\text{res}}(a_d) = v_A t_L \mathcal{W}_s$.

To understand possible restrictions on Eq. (A5), let us note two

key points that are implicit in the derivation. First, as we approach the true continuum limit, the condition Eq. (A3) must become satisfied at some point, since we are taking the limit as $\mu_i \rightarrow 0$. Second, although we used the delta function approximation to $\tilde{\omega}_i^{(1)}$ to derive Eq. (A5), it is clear that the final answer will be identical if the resonances overlap (finite \tilde{t}_s): each of the nearby resonances from different sized grains will contribute a small amount to the region $d\lambda_{\text{res},i}$, whose total—assuming that the peak of $\tilde{\omega}_i^{(1)}$ does not vary much across the width of the contribution from a single grain—will add up to the same as the delta function approximation. We thus see that the effect of finite \tilde{t}_s is to smooth out any sharp features in the continuum growth rate expression Eq. (9) or Eq. (A5) by the width of an individual resonance, which is $d\tilde{\lambda}_i \sim \tilde{t}_{s,i}^{-1}$ or

$$dk \sim \frac{k^2 \lambda_{\text{res}}}{\omega_A t_s} = k |\mathcal{W}_s| \frac{t_L}{t_s}. \quad (\text{A6})$$

In addition, minor (order \tilde{t}_s^{-1}) inaccuracies arise due to $\tilde{\omega}_i^{(1)}$ becoming negative as $k \rightarrow \infty$.

We compare the continuum approximation Eq. (9) to numerical calculations of the full dust-gas dispersion relation in the bottom panel of Fig. A1. Parameters $t_s(a_d)$, $t_L(a_d)$, and $\mathcal{W}_s(a_d)$ are chosen as arbitrary functions for illustrative purposes. The comparison of the orange and blue curves, which are the numerical calculations with 30 and 150 dust species respectively, illustrates the accuracy of the continuum approximation (black dashed line) in the region of resonances once the individual resonances overlap (blue line). The continuum approximation predicts no growth or damping for wavenumbers outside of the band of resonances, which we see is not completely accurate (although growth rates are $\sim 10^{-2}$ lower outside the band).

REFERENCES

- Adriani, O., Barbarino, G. C., Bazilevskaya, G. A., et al. 2011, *Science*, 332, 69
- Aguilar, M., Ali Cavazonza, L., Ambrosi, G., et al. 2018, *Phys. Rev. Lett.*, 120, 021101
- Ahn, H. S., Allison, P., Bagliesi, M. G., et al. 2010, *Astrophys. J. Lett.*, 714, L89
- Amato, E. 2014, *Inter. J. Mod Phys. D*, 23, 1430013
- Amato, E., & Blasi, P. 2018, *Adv. Space Res.*, 62, 2731
- Bai, X.-N., Ostriker, E. C., Plotnikov, I., & Stone, J. M. 2019, *Astrophys. J.*, 876, 60
- Bell, A. R. 2013, *Astroparticle Phys.*, 43, 56
- Blasi, P. 2017, *Mon. Not. R. Astron. Soc.*, 471, 1662
- . 2019, *Galaxies*, 7, 64
- Butsky, I. S., & Quinn, T. R. 2018, *Astrophys. J.*, 868, 108
- Bykov, A. M., Ellison, D. C., Marcowith, A., & Osipov, S. M. 2018, *Space Sci. Rev.*, 214, 41
- Byleveld, S. E., Melrose, D. B., & Cram, L. E. 1993, *Proc. Astron. Soc. Australia*, 10, 218
- Cesarsky, C. J., & Kulsrud, R. M. 1981, *Origin of Cosmic Rays*, 94, 251
- Chan, T. K., Kereš, D., Hopkins, P. F., et al. 2019, *Mon. Not. R. Astron. Soc.*, 488, 3716
- Chandran, B. D. G. 2000, *Phys. Rev. Lett.*, 85, 4656
- Cramer, N. F., Verheest, F., & Vladimirov, S. V. 2002, *Phys. Plasmas*, 9, 4845
- Draine, B. 2010, *Physics of the Interstellar and Intergalactic Medium*, Princeton Series in Astrophysics (Princeton University Press)

- Draine, B. T., & Fraisse, A. A. 2009, *Astrophys. J.*, 696, 1
- Draine, B. T., & Salpeter, E. E. 1979a, *Astrophys. J.*, 231, 438
- . 1979b, *Astrophys. J.*, 231, 77
- Draine, B. T., & Sutin, B. 1987, *Astrophys. J.*, 320, 803
- Dubois, Y., Commerçon, B., Marcowith, A. r., & Brahim, L. 2019, *Astron. Astro.*, 631, A121
- Evoli, C., Gaggero, D., Vittino, A., et al. 2017, *J. Cosmol. Astropart. Phys.*, 2017, 015
- Farber, R., Ruszkowski, M., Yang, H. Y. K., & Zweibel, E. G. 2018, *Astrophys. J.*, 856, 112
- Farmer, A. J., & Goldreich, P. 2004, *Astrophys. J.*, 604, 671
- Felice, G. M., & Kulsrud, R. M. 2001, *Astrophys. J.*, 553, 198
- Goldreich, P., & Sridhar, S. 1995, *Astrophys. J.*, 438, 763
- Griffin, R. D., Dai, X., & Thompson, T. A. 2016, *Astrophys. J. Lett.*, 823, L17
- Haggerty, C. C., & Caprioli, D. 2019, *Astrophys. J.*, 887, 165
- Hirashita, H., & Inoue, A. K. 2019, *Mon. Not. R. Astron. Soc.*, 487, 961
- Hirashita, H., & Lin, C.-Y. 2020, *Planetary Space Sci.*, 183, 104504
- Holcomb, C., & Spitkovsky, A. 2019, *Astrophys. J.*, 882, 3
- Hopkins, P. F., Chan, T. K., Squire, J., et al. 2020a, arXiv e-prints, arXiv:2004.02897
- Hopkins, P. F., & Squire, J. 2018, *Mon. Not. R. Astron. Soc.*, 479, 4681
- Hopkins, P. F., Squire, J., Chan, T. K., et al. 2020b, arXiv e-prints, arXiv:2002.06211
- Hopkins, P. F., Squire, J., & Seligman, D. 2020c, *Mon. Not. R. Astron. Soc.*, 496, 2123
- Hopkins, P. F., Chan, T. K., Garrison-Kimmel, S., et al. 2020d, *Mon. Not. R. Astron. Soc.*, 492, 3465
- Ishibashi, W., & Fabian, A. C. 2015, *Mon. Not. R. Astron. Soc.*, 451, 93
- Ji, S., Chan, T. K., Hummels, C. B., et al. 2020, *Mon. Not. R. Astron. Soc.*, 496, 4221
- Jokipii, J. R. 1966, *Astrophys. J.*, 146, 480
- Krapp, L., Benítez-Llambay, P., Gressel, O., & Pessah, M. E. 2019, *Astrophys. J. Lett.*, 878, L30
- Kulsrud, R., & Pearce, W. P. 1969, *Astrophys. J.*, 156, 445
- Lacki, B. C., Thompson, T. A., Quataert, E., Loeb, A., & Waxman, E. 2011, *Astrophys. J.*, 734, 107
- Lazarian, A. 2016, *Astrophys. J.*, 833, 131
- Lee, M. A., & Völk, H. J. 1973, *Astrophys. Space Sci.*, 24, 31
- Lopez, L. A., Auchettl, K., Linden, T., et al. 2018, *Astrophys. J.*, 867, 44
- Mathis, J. S., Rumpl, W., & Nordsieck, K. H. 1977, *Astrophys. J.*, 217, 425
- Maurin, D., Putze, A., & Derome, L. 2010, *Astron. Astro.*, 516, A67
- McKenzie, J. F., & Voelk, H. J. 1982, *Astron. Astro.*, 116, 191
- Ménard, B., Scranton, R., Fukugita, M., & Richards, G. 2010, *Mon. Not. R. Astron. Soc.*, 405, 1025
- Micelotta, E. R., Matsuura, M., & Sarangi, A. 2018, *Space Sci. Rev.*, 214, 53
- Moseley, E. R., Squire, J., & Hopkins, P. F. 2019, *Mon. Not. R. Astron. Soc.*, 489, 325
- Murray, N., Quataert, E., & Thompson, T. A. 2005, *Astrophys. J.*, 618, 569
- Peek, J. E. G., Ménard, B., & Corrales, L. 2015, *Astrophys. J.*, 813, 7
- Peters, T., Zhukovska, S., Naab, T., et al. 2017, *Mon. Not. R. Astron. Soc.*, 467, 4322
- Pfrommer, C., Pakmor, R., Simpson, C. M., & Springel, V. 2017, *Astrophys. J. Lett.*, 847, L13
- Schekochihin, A. A., Cowley, S. C., Dorland, W., et al. 2009, *Astrophys. J. Supp.*, 182, 310
- Seligman, D., Hopkins, P. F., & Squire, J. 2019, *Mon. Not. R. Astron. Soc.*, 485, 3991
- Shukla, P. K., & Mamun, A. A. 2002, *Introduction to Dusty Plasma Physics* (IOP Publishing)
- Skilling, J. 1971, *Astrophys. J.*, 170, 265
- . 1975a, *Mon. Not. R. Astron. Soc.*, 172, 557
- . 1975b, *Mon. Not. R. Astron. Soc.*, 173, 245
- Squire, J., & Hopkins, P. F. 2018, *Astrophys. J.*, 856, L15
- Squire, J., Quataert, E., & Schekochihin, A. A. 2016, *Astrophys. J. Lett.*, 830, L25
- Squire, J., Schekochihin, A. A., & Quataert, E. 2017, *New J. Phys.*, 19, 055005
- Strong, A. W., & Moskalenko, I. V. 1998, *Astrophys. J.*, 509, 212
- Su, K.-Y., Hopkins, P. F., Hayward, C. C., et al. 2020, *Mon. Not. R. Astron. Soc.*, 491, 1190
- Thomas, T., & Pfrommer, C. 2019, *Mon. Not. R. Astron. Soc.*, 485, 2977
- Tielens, A. G. G. M. 2005, *The Physics and Chemistry of the Interstellar Medium* (Cambridge University Press)
- Tripathi, K. D., & Sharma, S. K. 1996, *Phys. Plasmas*, 3, 4380
- Tumlinson, J., Peebles, M. S., & Werk, J. K. 2017, *Ann. Rev. Astron. Astro.*, 55, 389
- Völk, H. J., & Cesarsky, C. J. 1982, *Z. Naturforsch.*, 37, 809
- Weidl, M. S., Winske, D., & Niemann, C. 2019, *Astrophys. J.*, 873, 57
- Weingartner, J. C. 2004, in *Astronomical Society of the Pacific Conference Series*, Vol. 309, *Astrophysics of Dust*, ed. A. N. Witt, G. C. Clayton, & B. T. Draine, 453
- Weingartner, J. C., & Draine, B. T. 2001a, *Astrophys. J.*, 548, 296
- . 2001b, *Astrophys. J.*, 553, 581
- . 2001c, *Astrophys. J. Supp.*, 134, 263
- Wentzel, D. G. 1969, *Astrophys. J.*, 156, 303
- . 1974, *Ann. Rev. Astron. Astro.*, 12, 71
- Wiener, J., Zweibel, E. G., & Oh, S. P. 2018, *Mon. Not. R. Astron. Soc.*, 473, 3095
- Yan, H., & Lazarian, A. 2002, *Phys. Rev. Lett.*, 89, 281102
- . 2004, *Astrophys. J.*, 614, 757
- . 2008, *Astrophys. J.*, 673, 942
- Zubko, V., Dwek, E., & Arendt, R. G. 2004, *Astrophys. J. Supp.*, 152, 211
- Zweibel, E. G. 2017, *Phys. Plasmas*, 24, 055402