

2-Level Quasi-Planarity or How Caterpillars Climb (SPQR-)Trees

Patrizio Angelini
John Cabot University, Rome
pangelini@johncabot.edu

Giordano Da Lozzo, Giuseppe Di Battista, Fabrizio Frati, and Maurizio Patrignani
Roma Tre University, Rome, Italy
{giordano.dalozzo,giuseppe.dibattista,fabrizio.frati,maurizio.patrigani}@uniroma3.it

Abstract

Given a bipartite graph $G = (V_b, V_r, E)$, the 2-LEVEL QUASI-PLANARITY problem asks for the existence of a drawing of G in the plane such that the vertices in V_b and in V_r lie along two parallel lines ℓ_b and ℓ_r , respectively, each edge in E is drawn in the unbounded strip of the plane delimited by ℓ_b and ℓ_r , and no three edges in E pairwise cross.

We prove that the 2-LEVEL QUASI-PLANARITY problem is NP-complete. This answers an open question of Dujmović, Pór, and Wood. Furthermore, we show that the problem becomes linear-time solvable if the ordering of the vertices in V_b along ℓ_b is prescribed. Our contributions provide the first results on the computational complexity of recognizing quasi-planar graphs, which is a long-standing open question.

Our linear-time algorithm exploits several ingredients, including a combinatorial characterization of the positive instances of the problem in terms of the existence of a planar embedding with a caterpillar-like structure, and an SPQR-tree-based algorithm for testing the existence of such a planar embedding. Our algorithm builds upon a classification of the types of embeddings with respect to the structure of the portion of the caterpillar they contain and performs a computation of the realizable embedding types based on a succinct description of their features by means of constant-size gadgets.

Contents

1	Introduction	2
2	Preliminaries and Relationships with Other Problems	4
2.1	Equivalence Between 2-Level Quasi-Planarity and Related Problems	4
2.2	Properties and Definitions for Bipartite 2-Page Book Embeddings	6
2.3	SPQR-trees and Planar Embeddings	7
3	Complexity	9
4	Graphs with a Fixed Planar Embedding	20
5	Simply-Connected Graphs	25
6	Properties and Classification of rb-augmented Components	29
6.1	Node Classification	30
6.2	Properties of the nodes of \mathcal{T}	31
6.3	Neat Embeddings	32
6.4	Embedding Classification	35
6.4.1	type \odot -RE Nodes	37
6.4.2	Type \odot -RF Nodes	37
6.4.3	Type \ominus -BE Nodes	41
6.4.4	Type \odot -BP Nodes and type \odot -BB Nodes	42
6.4.5	Type \ominus -BF Nodes	45
6.5	Handling Relevant Embeddings	49
7	Testing and Embedding Algorithm	56
7.1	The Bottom-up Traversal	59
7.1.1	S-nodes	62
7.1.2	P-nodes	63
7.1.3	R-nodes	66
7.2	Constructing a Neat Embedding	78
8	Conclusions	79

1 Introduction

Planarity is a key concept in graph theory [11, 14, 20, 36, 37, 42]. It has long been known that the planarity of a graph can be tested in polynomial time [5, 6] and, in fact, even in linear time [30]. It was at first surprising, and it appears now evident, that testing whether a graph is “almost” planar is difficult. For example, it is NP-hard to test whether a graph is *k-planar* [12, 33], i.e., whether it admits a drawing in which each edge has at most k crossings, even for $k = 1$. It is also NP-hard to recognize *k-apex* graphs [34] or *k-skewness* graphs [35], i.e., graphs that become planar if k vertices or edges are allowed to be removed, respectively. Further, it is NP-hard to decide whether a graph that consists of a planar graph plus a single edge admits a drawing with at most k crossings [13]. See [19] for a survey on the variants of “almost” planarity.

There is one notorious notion of “almost” planarity that has so far eluded the efforts to establish its computational complexity; this is called *quasi-planarity*. A graph is *quasi-planar* if it admits a *quasi-planar drawing*, i.e., a drawing in which no three edges pairwise cross. Quasi-planar graphs have been studied thoroughly. For example, it is known that an n -vertex quasi-planar graph has at most $8n - O(1)$ edges and some quasi-planar graphs have $7n - O(1)$ edges [1]; therefore, the graphs that can be represented with no three pairwise crossing edges can be much denser than those that can be represented planarly. Further, the class of quasi-planar graphs is known to include the one of 2-planar graphs [2]. Despite these combinatorial results, from an algorithmic perspective neither efficient algorithms nor hardness results are known (see, e.g., [19, Problem 5]), even in the generalization in which no k edges are allowed to cross.

In this paper, we show the first complexity results on the problem of recognizing quasi-planar graphs. Given a bipartite graph $G = (V_b, V_r, E)$, where the vertices in V_b and V_r are called *black* and *red*, respectively, the 2-LEVEL QUASI-PLANARITY problem asks for the existence of a *2-level quasi-planar drawing* of G , that is, a quasi-planar drawing such that the black and red vertices lie along two parallel lines ℓ_b and ℓ_r , respectively, and each edge in E is drawn in the unbounded strip of the plane delimited by ℓ_b and ℓ_r . We show that the 2-LEVEL QUASI-PLANARITY problem is NP-complete. Further, we show how to solve the problem in linear time if the order of the black vertices along ℓ_b is part of the input; this version of the problem is called 2-LEVEL QUASI-PLANARITY WITH FIXED ORDER.

The study of 2-level drawings of bipartite graphs is a classical research topic. A bipartite graph admits a 2-level planar drawing if and only if it is a forest of caterpillars [23, 28], where a *caterpillar* is a tree whose non-leaf nodes induce a path, called *backbone*. The problems of constructing 2-level k -planar drawings, 2-level RAC drawings, and 2-level fan-planar drawings have been studied in [4, 9, 10, 17, 25]. Further, minimizing the number of crossings in a 2-level drawing is an NP-complete problem (for a discussion on the matter, see [39]), even if the order of the vertices in one level is prescribed [23, 24]; the fact that the problem’s complexity remains unchanged even if the order of the vertices in one level is prescribed contrasts with what we show to happen for 2-level quasi-planarity. Many approximation algorithms and heuristics for the crossing-minimization problem for 2-level drawings have also been designed; see, e.g., [24, 32, 38]. These are commonly used as building blocks in the notorious Sugiyama framework [40], that inspired a substantial number of graph drawing algorithms; see, e.g., [7, 14]. In the Sugiyama framework, one is interested in the construction of a drawing on more than 2 levels; this is done by fixing the ordering of the vertices on the first level and by then repeatedly solving a 2-level drawing problem to establish the order of the vertices on a level with an already fixed order of the vertices on the previous level. A possible practical application of our linear-time algorithm is to be employed as the 2-level drawing algorithm within the Sugiyama framework (only for pairs of levels that admit a quasi-planar drawing).

To obtain our results, we leverage on the equivalence of the 2-LEVEL QUASI-PLANARITY problem with the BIPARTITE 2-PAGE BOOK EMBEDDING problem [3]. Given a bipartite graph G , a *bipartite 2-page book embedding* of G is a planar drawing of G in which the vertices are

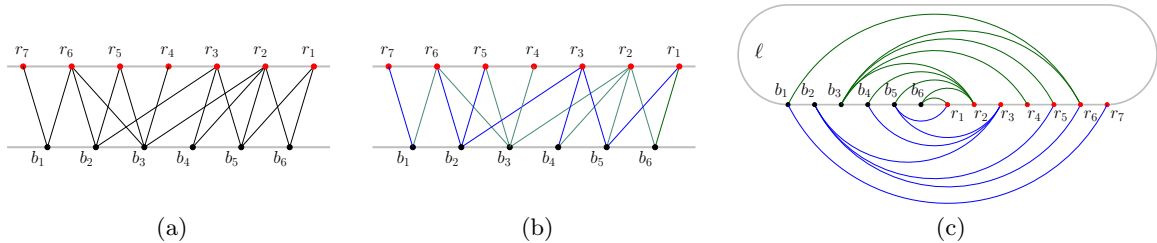


Figure 1: A bipartite graph G and (a) a 2-level quasi-planar drawing of G , (b) a $(2, 2)$ -track layout of G , and (c) a bipartite 2-page book embedding of G .

placed along a Jordan curve ℓ , called *spine*, the black vertices occur consecutively along ℓ (and, thus, so do the red vertices), and each edge is entirely drawn in one of the two regions of the plane, called *pages*, delimited by ℓ . The BIPARTITE 2-PAGE BOOK EMBEDDING problem asks whether a bipartite 2-page book embedding exists for a given bipartite graph. The equivalence between the two problems descends from the equivalence of both problems with the $(2, 2)$ -TRACK GRAPH RECOGNITION problem, which asks, for a given bipartite graph G , whether a 2-level drawing of G and a 2-coloring of the edges of G exist such that no two edges of G with the same color cross. These equivalences easily follow from results by Dujmović, Pór, and Wood [21, 22]. See Fig. 1. We prove that the BIPARTITE 2-PAGE BOOK EMBEDDING problem is NP-complete, which implies that the 2-LEVEL QUASI-PLANARITY and the $(2, 2)$ -TRACK GRAPH RECOGNITION problems are also NP-complete. The latter result solves an open question by Dujmović et al. [21].

The linear-time testing algorithm for 2-LEVEL QUASI-PLANARITY WITH FIXED ORDER is obtained by studying the BIPARTITE 2-PAGE BOOK EMBEDDING WITH FIXED ORDER problem. Given a bipartite graph G and a total order π_b of its black vertices, the problem asks whether G admits a bipartite 2-page book embedding in which the black vertices appear (consecutively) along the spine in the order π_b . We show a linear-time algorithm to solve the BIPARTITE 2-PAGE BOOK EMBEDDING WITH FIXED ORDER problem. The outline of the algorithm is as follows.

First, we augment G with a path P connecting the black vertices in the order π_b ; let H be the resulting graph. The basis of our algorithm is a structural characterization of the planar embeddings of H that allow for a bipartite 2-page book embedding with fixed order of $\langle G, \pi_b \rangle$; these are called *good embeddings*. Namely, for a given planar embedding \mathcal{E} of H , we construct an auxiliary graph $A(\mathcal{E})$ whose vertex set consists of the red vertices of H and of the *red faces* of \mathcal{E} , which are those faces incident to at least two red vertices, and whose edges connect red vertices to their incident red faces. We show that $\langle G, \pi_b \rangle$ admits a bipartite 2-page book embedding with fixed order in which the planar embedding of H is \mathcal{E} if and only if $A(\mathcal{E})$ is a caterpillar whose backbone starts and ends “close” to the end-vertices of P ; when this happens, \mathcal{E} is a good embedding. Our problem now becomes the one of testing whether H admits a good embedding. It is interesting that caterpillars, that characterize 2-level planarity, also show up, coincidentally or not, in our characterization of 2-level quasi-planarity.

Second, we show that the problem of testing whether H admits a good embedding can be solved independently for each *rb-augmented component* of H ; this is a maximal biconnected component of H together with edges connecting its black vertices with degree-1 red vertices.

Third, we consider an *rb-augmented component*, which for simplicity we denote again by H . We decompose H along its separating pairs of vertices. For each separation pair $\{u, v\}$, we classify the subgraphs separated by $\{u, v\}$, usually called *triconnected components*, according to the color of u and v , and according to the portion of P they contain. We also classify the types of embeddings of the triconnected components according to several features, related to the structure of the subgraph of the caterpillar $A(\mathcal{E})$ they contain. We then show how to test whether an embedding type is realizable by a graph, based on the embedding types that are realizable by its triconnected components. We represent the decomposition of H into its triconnected components

via an SPQR-tree \mathcal{T} [16]. Our algorithm performs a bottom-up traversal of \mathcal{T} , while computing, at each node μ of \mathcal{T} , the set of realizable embedding types for the triconnected component associated with μ . This is done using dynamic programming, by combining the embedding types that can be realized by the triconnected components associated with the children of μ . Since there might be exponentially-many possible combinations, we need to argue that it suffices to consider “few” of them, without losing any realizable type of embedding. In order to achieve linear running time, with a methodology that resembles Thevenin’s theorem [41], which represents an arbitrarily complex electrical circuit with an equivalent circuit consisting only of a resistance and a source voltage, we represent an embedding of a triconnected component with a constant-size gadget that has the same embedding type as the triconnected component of the embedding it substitutes.

Our algorithm is constructive and returns a bipartite 2-page book embedding (which can also be easily transformed into a 2-level quasi-planar drawing) of $\langle G, \pi_b \rangle$, if it exists.

The paper is organized as follows. In Section 2 we introduce some preliminaries. In Section 4 we present the characterization for graphs with a fixed planar embedding. In Section 5 we reduce the problem to rb -augmented components. In Section 6 we classify the types of nodes of the SPQR-tree and the types of embeddings of the triconnected components associated with such nodes, and we present related structural results. In Section 7 we present our linear-time algorithm. Finally, in Section 8, we conclude and present some open problems.

2 Preliminaries and Relationships with Other Problems

In the paper we denote the vertex and edge sets of a graph G by $V(G)$ and $E(G)$, respectively. For simplicity, we denote $|G| := |V(G)| + |E(G)|$; note that, whenever G is planar, we have $|G| \in O(|V(G)|)$. A *drawing* of a graph maps each vertex to a point in the plane and each edge to a Jordan arc between its end-vertices. A drawing is *planar* if no two edges cross. A graph is *planar* if it admits a planar drawing. A planar drawing partitions the plane into connected regions, called *faces*. The unbounded face is the *outer face*, while all the other faces are *internal*. Two planar drawings of a connected planar graph are *equivalent* if the clockwise order of the edges incident to each vertex is the same in both drawings. An equivalence class of planar drawings is called a *planar embedding* or, sometimes, just *embedding*. We often talk about planar embeddings as if they were actual planar drawings; when this happens, we are referring to any planar drawing within the equivalence class. This happens frequently in this paper because the problems we study are topological and the actual geometry of the drawings does not matter. For example, we often talk about a *face of a planar embedding*, meaning a face in any planar drawing within that equivalence class. In a planar embedding, an *internal vertex* is not incident to the outer face.

2.1 Equivalence Between 2-Level Quasi-Planarity and Related Problems

We observe that the 2-LEVEL QUASI-PLANARITY problem is linear-time equivalent to two problems in the area of linear layouts, namely the problem of recognizing graphs that can be drawn on two tracks, called (2, 2)-TRACK GRAPH RECOGNITION problem [21], and a variant of the 2-page book embedding problem for bipartite graphs, called BIPARTITE 2-PAGE BOOK EMBEDDING problem [3]. Using this equivalence, by proving that BIPARTITE 2-PAGE BOOK EMBEDDING is NP-complete, we obtain analogous results for the 2-LEVEL QUASI-PLANARITY and the (2, 2)-TRACK GRAPH RECOGNITION problems.

We start by formally defining the above mentioned problems and further related problems.

A *2-page book embedding* of a planar graph H is a planar drawing of H in which the vertices are placed along a Jordan curve ℓ , called *spine*, and each edge is entirely drawn in one of the two regions of the plane delimited by ℓ , which we call *pages*. The 2-PAGE BOOK EMBEDDING

problem asks whether a 2-page book embedding exists for a given graph.

Now, consider a bipartite graph $G = (V_b, V_r, E)$. The vertices in V_b are *black* vertices and those in V_r are *red* vertices. A *bipartite 2-page book embedding* of G is a 2-page book embedding such that all the vertices in V_b occur consecutively along the spine (and thus all the vertices in V_r occur consecutively as well). We call the corresponding decision problem BIPARTITE 2-PAGE BOOK EMBEDDING. For simplicity, we use B2BE as an abbreviation for both a bipartite 2-page book embedding and for the corresponding decision problem.

We will also consider a version of the problem in which, together with a bipartite graph $G = (V_b, V_r, E)$, the input also contains a total order π_b of the vertices in V_b . The question is then whether G admits a B2BE in which the vertices in V_b appear (consecutively) along the spine in the order π_b . We call the corresponding decision problem BIPARTITE 2-PAGE BOOK EMBEDDING WITH FIXED ORDER. For simplicity, we use B2BEFO as an abbreviation for both a bipartite 2-page book embedding with fixed order and for the corresponding decision problem.

A (k, t) -*track layout* $\langle \gamma, \Sigma, \omega \rangle$ of a graph G consists of a proper vertex t -coloring $\gamma : V(G) \rightarrow \{1, 2, \dots, t\}$ of G , of total orders $\Sigma = \langle \xi_1, \xi_2, \dots, \xi_t \rangle$ for the vertices in each color class, and of an edge k -coloring $\omega : E(G) \rightarrow \{1, 2, \dots, k\}$ such that there exist no two edges $e' = (u, v)$ and $e'' = (w, z)$ with $\gamma(u) = \gamma(w)$, $\gamma(v) = \gamma(z)$, $\omega(e') = \omega(e'')$, $u \prec_{\xi_{C(u)}} w$, and $z \prec_{\xi_{C(z)}} v$. A graph is a (k, t) -*track graph* if it admits a (k, t) -track layout. The (k, t) -TRACK GRAPH RECOGNITION problem takes as input a graph and asks whether it is a (k, t) -track graph [21].

The following lemmata were proved¹ by Dujmović, Pór, and Wood [21, 22]. Refer to Fig. 1.

Lemma 1. [21, Lemma 2] *Let $G = (V_b, V_r, E)$ be a bipartite graph and let ξ_1 and ξ_2 be total orders of V_b and V_r , respectively. The following statements are equivalent.*

- *The 2-level drawing in which the vertices in V_b lie along a horizontal line ℓ_b in left-to-right order ξ_1 , the vertices in V_r lie along a distinct horizontal line ℓ_r in left-to-right order ξ_2 , and the edges in E are straight-line segments is quasi-planar.*
- *There exists an edge 2-coloring $\omega : E \rightarrow \{1, 2\}$ such that $\langle \gamma, \langle \xi_1, \xi_2 \rangle, \omega \rangle$ is a $(2, 2)$ -track layout of G , where γ is the vertex 2-coloring of G that defines the color classes V_b and V_r .*

Lemma 2. [22, Lemma 1] *Let $G = (V_b, V_r, E)$ be a bipartite graph, let ξ_1 and ξ_2 be total orders of V_b and V_r , respectively, and let $\omega : E \rightarrow \{1, 2\}$ be an edge 2-coloring of G . The following statements are equivalent.*

- *The total order $\xi_1 \circ \overleftarrow{\xi_2}$ of the vertices of G and the page assignment ω for the edges of G define a bipartite 2-page book embedding, where $\overleftarrow{\xi_2}$ is the reverse order with respect to ξ_2 .*
- *$\langle \gamma, \langle \xi_1, \xi_2 \rangle, \omega \rangle$ is a $(2, 2)$ -track layout of G , where γ is the vertex 2-coloring of G that defines the color classes V_b and V_r .*

From Lemmas 1 and 2 we get the following corollaries.

Corollary 1. *The following problems are linear-time equivalent: (i) 2-LEVEL QUASI-PLANARITY, (ii) BIPARTITE 2-PAGE BOOK EMBEDDING, and (iii) $(2, 2)$ -TRACK GRAPH RECOGNITION.*

Corollary 2. *The following problems are linear-time equivalent: (i) 2-LEVEL QUASI-PLANARITY WITH FIXED ORDER, (ii) BIPARTITE 2-PAGE BOOK EMBEDDING WITH FIXED ORDER, and (iii) $(2, 2)$ -TRACK WITH FIXED ORDER GRAPH RECOGNITION.*

¹In [21, 22] more general versions of the results we state here are actually proved, dealing with (k, t) -track layouts and k -page book embeddings, where k and t might be larger than 2.

Although we did not introduce the (2, 2)-TRACK WITH FIXED ORDER GRAPH RECOGNITION problem, its definition can be easily derived from the other problems presented in this section.

In view of [Corollaries 1 and 2](#), in the remainder of the paper we study the complexity of the 2-LEVEL QUASI-PLANARITY and of 2-LEVEL QUASI-PLANARITY WITH FIXED ORDER under the notation of the BIPARTITE 2-PAGE BOOK EMBEDDING and BIPARTITE 2-PAGE BOOK EMBEDDING WITH FIXED ORDER problems, respectively. In the following we discuss properties concerning this problem and introduce further definitions.

2.2 Properties and Definitions for Bipartite 2-Page Book Embeddings

Let $G = (V_b, V_r, E)$ be a bipartite planar graph. Let G^+ be a planar supergraph of G whose vertex set is $V_b \cup V_r$ and whose edge set is $E \cup E(\mathcal{C})$, where \mathcal{C} is a Hamiltonian cycle that traverses all the vertices of V_b (and, thus, also of V_r) consecutively. We say that a cycle \mathcal{C} satisfying the above condition is a *saturator* of G . An edge of \mathcal{C} is a *saturating edge*. Also, a saturating edge is *black* if it connects two vertices in V_b , and it is *red* if it connects two vertices in V_r . Note that the saturator \mathcal{C} consists of four paths: A path $P = (b_1, \dots, b_m)$ consisting of black saturating edges, a path $R = (r_1, \dots, r_p)$ consisting of red saturating edges, and two edges, namely, the edge (b_m, r_1) and the edge (r_p, b_1) . The end-vertices of P and the end-vertices of R are the *black* and the *red end-vertices* of \mathcal{C} , respectively. We formalize a simple property of saturators.

Property 1. *In any planar embedding of G^+ , or in any bipartite 2-page book embedding of G , each red end-vertex of \mathcal{C} shares a face with a black end-vertex of \mathcal{C} , and vice versa.*

The 2-PAGE BOOK EMBEDDING problem boils down to determining whether the input graph admits a Hamiltonian planar spanning supergraph [8] and it was proved NP-complete by Wigderson [44]. The next lemma shows a similar characterization for the B2BE problem.

Lemma 3. *A bipartite graph $G = (V_b, V_r, E)$ admits a bipartite 2-page book embedding if and only if it admits a saturator.*

Proof. Let Γ be a B2BE of G and let ℓ be the closed curve traversing the vertices of V_r and the vertices of V_b consecutively in Γ . We construct a saturator \mathcal{C} of G by joining with an edge any two vertices that are consecutive along ℓ .

Conversely, let \mathcal{C} be a saturator of G . By the definition of saturator, $G \cup E(\mathcal{C})$ is planar. Let Γ be a planar drawing of $G \cup E(\mathcal{C})$. By interpreting \mathcal{C} as a closed curve, we have that Γ is a B2BE of G . \square

The following will turn useful.

Lemma 4. *Let $G = (V_b, V_r, E)$ be a bipartite planar graph that admits a B2BE and that has a unique (up to a flip) planar embedding \mathcal{E} . Also, let f be a face of \mathcal{E} bounded by a length-4 cycle $c_f = (v_1, v_2, v_3, v_4)$ of G and let \mathcal{C} be a saturator of G . We have that*

- a) *if $(v_1, v_3) \notin \mathcal{C}$, then $(v_2, v_4) \in \mathcal{C}$, and vice versa, and*
- b) *in any planar drawing Γ of $G \cup E(\mathcal{C})$ either (v_1, v_3) or (v_2, v_4) lies inside c_f .*

Proof. Let \mathcal{C} be a saturator of G and assume, w.l.o.g., that $v_1, v_3 \in V_b$ and $v_2, v_4 \in V_r$. Observe that, since G has a unique (up to a flip) planar embedding \mathcal{E} , then the restriction to G of any planar drawing Γ of $G \cup E(\mathcal{C})$ induces the embedding \mathcal{E} (or its flip).

Clearly, since \mathcal{C} is a saturator, we have that v_1 and v_3 are connected by a subpath P_b of \mathcal{C} consisting of black saturating edges, and that v_2 and v_4 are connected by a subpath P_r of \mathcal{C} consisting of red saturating edges. Also, if (v_1, v_3) exists in \mathcal{C} , then $P_b = (v_1, v_3)$; similarly, if (v_2, v_4) exists in \mathcal{C} , then $P_r = (v_2, v_4)$.

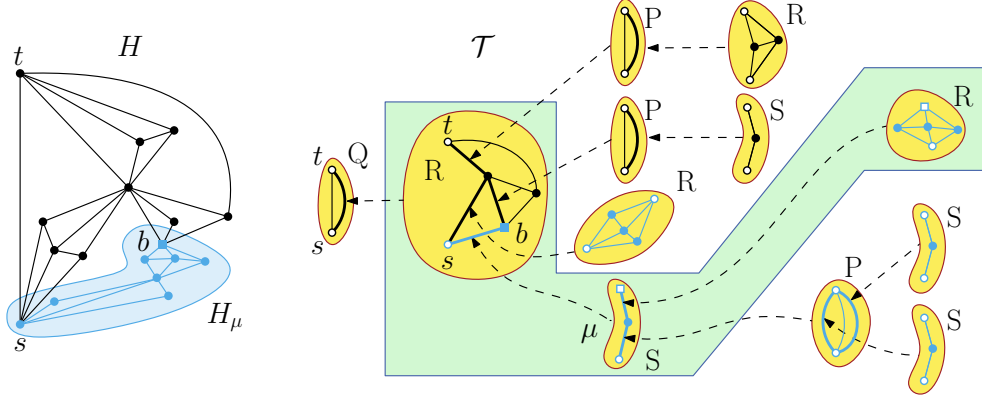


Figure 2: (left) A biconnected planar graph H containing the edge (s, t) and (right) the SPQR-tree \mathcal{T} of H rooted at the Q-node representing (s, t) . The leaves of \mathcal{T} , that is, the Q-nodes different from the root of \mathcal{T} , are omitted. The skeleton of each node of \mathcal{T} that is not a leaf of \mathcal{T} is represented inside a yellow region, corresponding to the node itself. Virtual edges corresponding to omitted Q-nodes are drawn thin, whereas virtual edges corresponding to S-, P-, and R-nodes are drawn thick. The pertinent graph H_μ of the S-node μ is enclosed in the blue shaded region. The allocation nodes of the vertex b (squared vertex) are in the green-shaded region; the child of the root of \mathcal{T} is the proper allocation node of b . The poles of the skeletons are filled white.

Suppose, for a contradiction, that neither (v_1, v_3) nor (v_2, v_4) belongs to \mathcal{C} . Then P_b and P_r both contain some vertices different from v_1, v_2, v_3 , and v_4 , hence they both lie outside c_f (thus, c_f also bounds a face of Γ). Since the end-vertices of P_b and P_r alternate along c_f and since they do not share any vertex, they cross in Γ , a contradiction which proves **Condition a**. Thus, one of P_b and P_r , say P_b , lies in the interior of f . We prove that P_b contains no internal vertices, that is, $P_b = (v_1, v_3)$. Suppose, for a contradiction, that $(v_1, \dots, x, \dots, v_3)$, where $x \in V_b$ and $x \notin \{v_1, v_3\}$. However, this implies that x is incident to f and hence that f is not bounded by the simple cycle c_f , a contradiction which proves **Condition b**. \square

2.3 SPQR-trees and Planar Embeddings

Let G be a graph. A *cut-vertex* in a graph G is a vertex whose removal disconnects G . A *separation pair* in G is a pair of vertices whose removal disconnects G . Graph G is *biconnected* (*triconnected*) if it has no cut-vertex (resp. no separation pair). A *biconnected component* (or *block*) of G is a maximal (in terms of vertices and edges) biconnected subgraph of G . If G contains the vertices s and t , we say that it is *st-biconnectible* if the graph $G \cup (s, t)$ is biconnected.

Let H be an n -vertex biconnected planar graph. A *split pair* of H is either a separation pair or a pair of adjacent vertices of H . A *maximal split component* of H with respect to a split pair $\{u, v\}$ (or, simply, a *maximal split component* of $\{u, v\}$) is either an edge (u, v) or a maximal subgraph H' of H such that H' contains u and v and $\{u, v\}$ is not a split pair of H' . A vertex w distinct from u and v belongs to exactly one maximal split component of $\{u, v\}$. We define a *split component* of $\{u, v\}$ as the union of any number of maximal split components of $\{u, v\}$. A split pair $\{u, v\}$ is *maximal*, if there is no distinct split pair $\{w, z\}$ in H such that $\{u, v\}$ is contained in a split component of $\{w, z\}$.

The SPQR-tree \mathcal{T} of H , defined in [16], describes a recursive decomposition of H with respect to its split pairs and represents succinctly all the planar embeddings of H . The tree \mathcal{T} is a rooted tree with four types of nodes: S, P, Q, and R; refer to Fig. 2. Any node μ of \mathcal{T} is associated with a planar uv -biconnectible graph, called *skeleton* of μ , which might contain multiple edges and which we denote by $sk(\mu)$. The tree \mathcal{T} is recursively defined as follows.

Let (s, t) be an edge of H , called *reference edge*. We initialize \mathcal{T} with a Q-node ρ representing

the edge (s, t) ; ρ is the *root* of \mathcal{T} . The skeleton of ρ consists of two parallel edges (s, t) , namely a *real* edge (s, t) and a *virtual* edge (s, t) . Further, we insert into \mathcal{T} a child τ of ρ .

Now assume that we are given a node μ of \mathcal{T} , a split component H_μ of H , and a pair of vertices $\{u, v\}$ of H_μ , where (i) H_μ is a planar uv -biconnectible graph called *pertinent graph* of μ , and (ii) u and v are two vertices of H_μ called *poles* of μ .

In order to meet this assumption after the initialization of \mathcal{T} , we let $\mu = \tau$, we let H_μ be the graph obtained from H by removing the edge (s, t) , and we let $\{u, v\} = \{s, t\}$.

- *Trivial case.* If H_μ consists of a single edge (u, v) , we have that μ is a Q-node and is a leaf of \mathcal{T} ; further, $sk(\mu)$ also coincides with the edge (u, v) .
- *Series case.* If H_μ is not a single edge and is not biconnected, we have that μ is an S-node. Let c_1, \dots, c_{k-1} (for some $k \geq 2$) be the cut-vertices of H_μ , in the order in which they appear in any simple path in H_μ from $c_0 = u$ to $c_k = v$. Then $sk(\mu)$ is a path (c_0, c_1, \dots, c_k) . We insert k children μ_1, \dots, μ_k of μ in \mathcal{T} . For $i = 1, \dots, k$, the pertinent graph H_{μ_i} of μ_i is the biconnected component of H_μ containing the vertices c_{i-1} and c_i . Further, the poles of μ_i are the vertices c_{i-1} and c_i .
- *Parallel case.* If H_μ is not a single edge, if it is biconnected, and if $\{u, v\}$ is a split pair of H_μ defining k split components of H_μ , we have that μ is a P-node. Then $sk(\mu)$ consists of k parallel edges (u, v) . We insert k children μ_1, \dots, μ_k of μ in \mathcal{T} . The pertinent graphs $H_{\mu_1}, \dots, H_{\mu_k}$ of μ_1, \dots, μ_k are the split components of H_μ ; these are planar uv -biconnectible graphs. Further, the poles of μ_i are u and v , for every $i = 1, \dots, k$.
- *Rigid case.* If H_μ is not a single edge, if it is biconnected, and if $\{u, v\}$ is not a split pair of H_μ , we have that μ is an R-node. Let $\{u_1, v_1\}, \dots, \{u_k, v_k\}$ be the maximal split pairs of H_μ . We insert k children μ_1, \dots, μ_k of μ in \mathcal{T} . For $i = 1, \dots, k$, the pertinent graph H_{μ_i} of μ_i is the union of all the split components of $\{u_i, v_i\}$; then H_{μ_i} is a planar uv -biconnectible graph. The graph $sk(\mu)$ is obtained from H_μ by replacing each subgraph H_{μ_i} with an edge (u_i, v_i) . Then $sk(\mu)$ is a planar uv -biconnectible graph that becomes triconnected if the edge uv is added to it.

For each node μ of \mathcal{T} that is not a Q-node, the edges of $sk(\mu)$ are called *virtual edges*, as they do not correspond to real edges of H , but rather to subgraphs of H . Indeed, every virtual edge e_i in $sk(\mu)$ is associated with a child μ_i of μ and thus corresponds to the pertinent graph H_{μ_i} , which in fact we also denote by H_{e_i} . On the other hand, for a Q-node different from the root of \mathcal{T} , the only edge of $sk(\mu)$ is not virtual, but rather is a *real edge*.

Let w be a vertex of H . The *allocation nodes* of w are the nodes of \mathcal{T} whose skeletons contain w . Note that w has at least one allocation node. The lowest common ancestor of the allocation nodes of w is itself an allocation node of w , called the *proper allocation node* of w . We have the following.

Remark 1. *Let μ be a non-root node of \mathcal{T} and let w be a vertex of $sk(\mu)$. Then, μ is the proper allocation node of w if and only if w is not a pole of μ .*

If H has n vertices, then \mathcal{T} has $O(n)$ nodes and the total number of virtual edges in the skeletons of the nodes of \mathcal{T} is in $O(n)$. From a computational complexity perspective, \mathcal{T} can be constructed in $O(n)$ time [26]. To ease the description of our embedding algorithms, we use the slightly modified version of SPQR-trees defined in [18], where each S-node has exactly two children. The SPQR-trees defined in this way can still be constructed in $O(n)$ time.

The SPQR-tree \mathcal{T} allows to succinctly and recursively construct all the planar embeddings of H . We now explain this fact.

First, for any node μ of \mathcal{T} , the restriction of any planar embedding \mathcal{E} of H to the vertices and edges of H_μ is a planar embedding \mathcal{E}_μ of H_μ in which the poles of μ are incident to a common

face. This is best seen by assuming² that the reference edge (s, t) of H is incident to the outer face of \mathcal{E} ; then the poles of μ are incident to the outer face of \mathcal{E}_μ . A planar embedding \mathcal{E} of H also defines a *corresponding* planar embedding \mathcal{S}_μ for the skeleton $sk(\mu)$ of each node μ of \mathcal{T} different from the root. The embedding \mathcal{S}_μ can be obtained from the embedding \mathcal{E}_μ of H_μ in \mathcal{E} by replacing the pertinent graph of each virtual edge e_i of $sk(\mu)$ with e_i .

Second, every planar embedding of H in which (s, t) is incident to the outer face can be obtained by bottom-up traversing \mathcal{T} and constructing, at each node μ of \mathcal{T} different from the root, a planar embedding of H_μ in which the poles of μ are incident to the outer face. This is done by performing two choices at μ : (i) a planar embedding \mathcal{S}_μ for $sk(\mu)$ such that the poles of μ are incident to the outer face; and (ii) for each virtual edge e_i of $sk(\mu)$, whether to flip or not the already constructed embedding of the pertinent graph of e_i , where a *flip* is a reversal of the adjacency list of each vertex. From these choices, a planar embedding of H_μ in which the poles of μ are incident to the outer face is constructed starting from the chosen planar embedding \mathcal{S}_μ of $sk(\mu)$ and by replacing each virtual edge e_i with the already constructed embedding of the pertinent graph of e_i or with its flip, as chosen. Different types of nodes of \mathcal{T} allow for different choices for the planar embedding \mathcal{S}_μ of $sk(\mu)$. If a node μ of \mathcal{T} is an S-node, then $sk(\mu)$ is a path and has a unique planar embedding, hence there is nothing to choose. If μ is an R-node, then its skeleton $sk(\mu)$ also has a unique planar embedding in which the poles of μ are incident to the outer face [43], up to a flip, and again there is nothing to choose. Conversely, if μ is a P-node, then \mathcal{S}_μ can be chosen as any permutation of its virtual edges. After bottom-up traversing \mathcal{T} up to the child τ of the root, a planar embedding of H is constructed by inserting the edge (s, t) in the outer face of the constructed embedding of H_τ .

In the above bottom-up construction of an embedding \mathcal{E} of H , an injection is naturally defined from the internal faces of \mathcal{S}_μ to the faces of \mathcal{E} , where \mathcal{S}_μ is the embedding of the skeleton $sk(\mu)$ of a node μ of \mathcal{T} chosen in the construction of \mathcal{E} . Indeed, for every internal face f of \mathcal{S}_μ incident to virtual edges e_1, \dots, e_k , there is a distinct and unique face g of \mathcal{E} that is delimited by edges of the pertinent graphs of all of e_1, \dots, e_k ; then g is the face of \mathcal{E} that *corresponds to* f (see Fig. 3 for an example). This correspondence also extends to the outer face(s) of \mathcal{S}_μ in a slightly less obvious way. Note that the restriction \mathcal{E}_μ of \mathcal{E} to the pertinent graph H_μ of a non-root node μ of \mathcal{T} has an outer face that is delimited by two paths between the poles of μ , possibly sharing some vertices and edges. These two paths are incident to distinct faces of \mathcal{E} . These are called *outer faces of \mathcal{E}_μ* ; in fact, we often refer to the outer faces of an embedding \mathcal{E}_μ of the pertinent graph H_μ of a non-root node μ of \mathcal{T} even when an entire embedding of H is not specified. By convention, if u and v denote the poles of μ , we call *left outer face* $\ell(\mathcal{E}_\mu)$ of \mathcal{E}_μ (*right outer face* $r(\mathcal{E}_\mu)$ of \mathcal{E}_μ) the outer face that is delimited by the path obtained by walking in clockwise direction (resp. in counter-clockwise direction) from u to v along the boundary of the outer face of \mathcal{E}_μ . The terms left outer face and right outer face come from the fact that we usually think about \mathcal{E}_μ as having a pole u of μ at the bottom and the other pole v of μ at the top. We also talk about left and right outer faces $\ell(\mathcal{S}_\mu)$ and $r(\mathcal{S}_\mu)$, respectively, of the embedding \mathcal{S}_μ of $sk(\mu)$. These can be defined by adding an edge (u, v) in the outer face of \mathcal{S}_μ ; then the *left outer face* of \mathcal{S}_μ (*right outer face* of \mathcal{S}_μ) is the face delimited by the cycle composed of (u, v) and of the path obtained by walking in clockwise direction (resp. in counter-clockwise direction) from u to v along the boundary of the outer face of \mathcal{S}_μ .

3 Complexity

In this section, we show that the BIPARTITE 2-PAGE BOOK EMBEDDING (B2BE) problem is NP-complete. This result and Corollary 1 then imply that the 2-LEVEL QUASI-PLANARITY and

²We remark that, in all the problems we address in this paper, the existence of an outer face is not relevant other than for ease of description. Then it can be assumed without loss of generality, as we do in the following, that a certain edge is incident to the outer face of every planar embedding we consider.

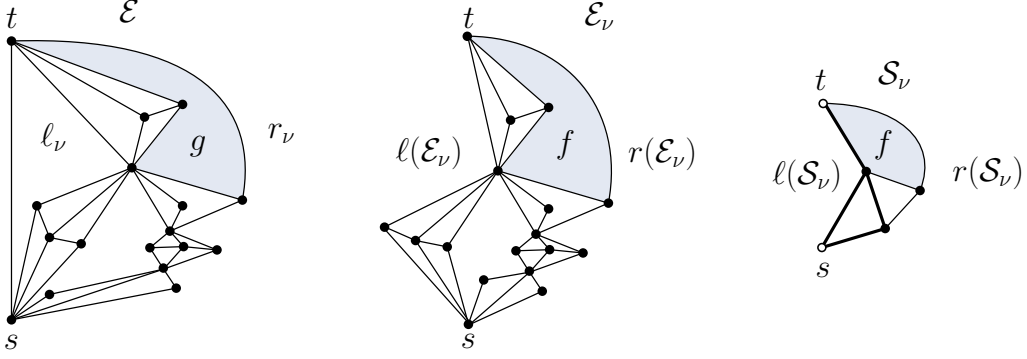


Figure 3: Consider the R-node ν child of the root of the SPQR-tree of Fig. 2. The internal face f of \mathcal{E}_ν corresponds to face g of \mathcal{E} . Faces $\ell(\mathcal{E}_\nu)$ and $r(\mathcal{E}_\nu)$ are the left outer face and the right outer face of \mathcal{E}_ν , respectively, and correspond to faces ℓ_ν and r_ν of \mathcal{E} , respectively.

the (2, 2)-TRACK GRAPH RECOGNITION problems are also NP-complete.

The membership in NP is trivial. Therefore, in the remainder of the section we will focus on proving the NP-hardness of the problem.

Leveled Planarity. Our NP-hardness proof is based on a polynomial-time reduction from an NP-complete problem called LEVELED PLANARITY [29]. We start with a definition.

Definition 1. A *leveled planar drawing* of a graph $H = (V, E)$ is a triple $\langle k, \gamma, \Sigma \rangle$ containing:

1. an integer $k \leq |V|$,
2. a function $\gamma : V \rightarrow \{1, \dots, k\}$ such that, for each edge $(u, v) \in E$, it holds $\gamma(v) = \gamma(u) \pm 1$, and
3. a sequence of orders $\Sigma = \langle \xi_1, \xi_2, \dots, \xi_k \rangle$, where $\xi_i : U_i \rightarrow \{1, \dots, |U_i|\}$ with $U_i := \{v \in V : \gamma(v) = i\}$, such that, for any two edges $(u, v), (p, q) \in E$ with $a = \gamma(u) = \gamma(p)$ and $a + 1 = \gamma(v) = \gamma(q)$, it holds that $\xi_a(u) < \xi_a(p)$ if and only if $\xi_{a+1}(v) < \xi_{a+1}(q)$.

A graph $H = (V, E)$ is *leveled planar* if it admits a leveled planar drawing $\langle k, \gamma, \Sigma \rangle$.

We say that the subset U_i of V is *level i* of $\langle k, \gamma, \Sigma \rangle$, for $i = 1, \dots, k$. Observe that bipartiteness is necessary for a graph to be leveled planar, by Condition 2 of Definition 1.

The LEVELED PLANARITY problem, proved NP-complete by Heath and Rosenberg [29], asks whether a graph is leveled planar. In fact, in [29], it is shown that LEVELED PLANARITY is NP-complete also when the following two properties hold:

- (i) the instance is connected; and
- (ii) the input also specifies the number k of levels and two special vertices v_1 and v_k such that v_1 is the only vertex on level 1 and v_k is the only vertex on level k , i.e., $\gamma^{-1}(1) = \{v_1\}$ and $\gamma^{-1}(k) = \{v_k\}$.

Furthermore, the proof in [29] can be easily adapted to show that the problem remains NP-complete even when k is constrained to be odd. We call the resulting problem ODD-LEVELED PLANARITY and denote its input as a quadruple $\langle H, k, v_1, v_k \rangle$, where H is a connected bipartite graph, k is an odd integer, and $v_1, v_k \in V(H)$.

Proof strategy. To prove the NP-hardness of B2BE we proceed as follows. A *subdivision* of a graph K is a graph K' obtained by replacing some edges of K with paths whose internal vertices have degree 2 in K' ; these are called *subdivision vertices*. Let $\langle H, k, v_1, v_k \rangle$ be an instance of ODD-LEVELED PLANARITY. First, we construct a graph F_k , called *frame*, that has the following properties (refer to Fig. 4):

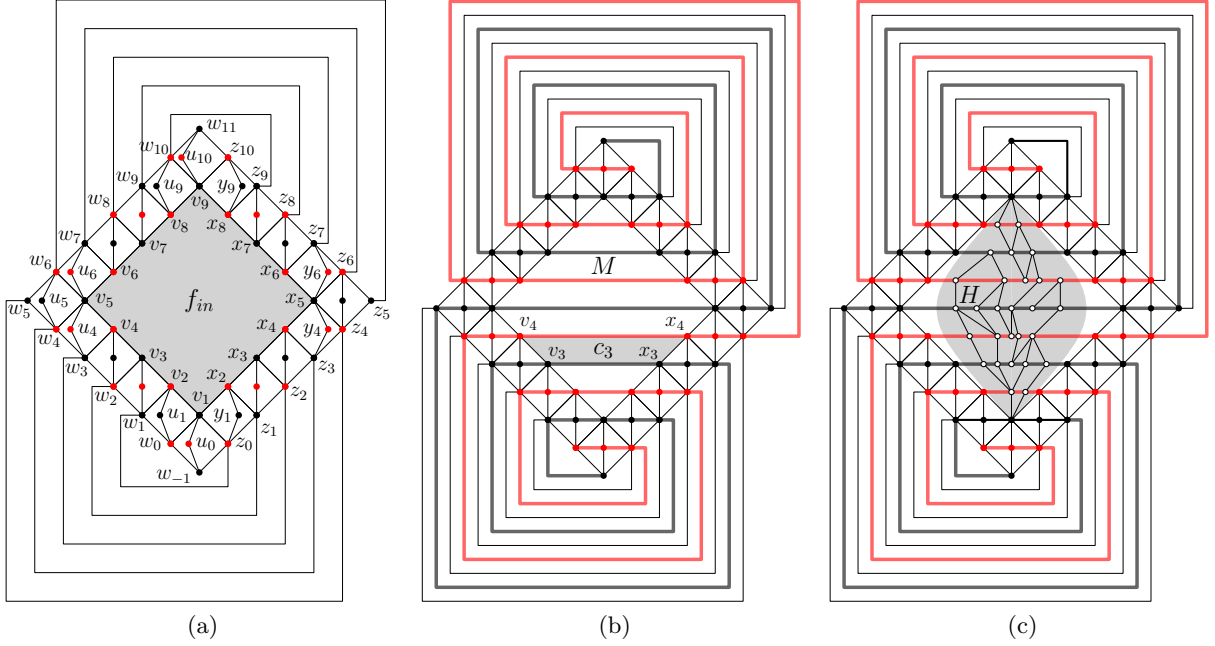


Figure 4: (a) The frame F_9 ; the face f_{in} bounded by the inner cycle c_{in} is shaded gray. (b) The graph F_9 together with the edges of its unique saturator; the red and black edges of the saturator are thick. The face bounded by the 4-cycle $c_4 = (v_3, v_4, x_4, x_3, v_3)$ is shaded gray. (c) A planar drawing of $G \cup E(\mathcal{C}_G)$, where $G = F_9 \cup H$, the graph H (in the shaded-gray region) is a positive instance of ODD-LEVELED PLANARITY with $k = 9$ and \mathcal{C}_G is a saturator of G .

- (1) F_k is a bipartite graph which is a subdivision of a triconnected planar graph (and, thus, it has a unique planar embedding, up to a flip [43]);
- (2) F_k has a unique face f_{in} consisting of $2k$ vertices, while all the other faces have 4 vertices (see Fig. 4a); and
- (3) F_k admits a unique saturator \mathcal{C} ; in such a saturator the edges of \mathcal{C} traversing f_{in} form a non-crossing matching $M = \{(v_i, x_i) : 1 \leq i \leq k-1\}$ of alternating red and black edges (see Fig. 4b).

Then we combine H with F_k into a new graph G , by identifying v_1 and v_k with the corresponding vertices of f_{in} ; this ensures that G is bipartite and that H lies inside f_{in} in any planar embedding of G (and thus in any B2BE of G). Finally, we show that any saturator \mathcal{C}_G of G is obtained from the unique saturator \mathcal{C} of F_k by subdividing the edges of M into a set P of paths; this is done by suitably inserting all the vertices of H different from v_1 and v_k into the edges of M (see Fig. 4c). This allows us to establish a one-to-one correspondence between a saturator of G and a solution $\langle k, \gamma, \Sigma \rangle$ of ODD-LEVELED PLANARITY for $\langle H, k, v_1, v_k \rangle$, where the assignment γ of the vertices of H to the levels and the order $\xi_i \in \Sigma$ of the vertices of each level i are those defined by the paths in P .

Frame gadget. We describe the frame F_k ; refer to Fig. 4a.

We initialize F_k to the union of an *inner cycle* $c_{in} = (v_1, v_2, \dots, v_{k-1}, v_k, x_{k-1}, \dots, x_2, v_1)$ and an *outer cycle* $(w_{-1}, w_0, \dots, w_{k+1}, w_{k+2}, z_{k+1}, \dots, z_0, w_{-1})$. For $i = 0, \dots, \frac{k-1}{2}$, we add the edges (w_i, v_{i+1}) and (z_i, x_{i+1}) , where $x_1 = v_1$; also, for $i = \frac{k+1}{2}, \dots, k$, we add the edges (v_i, w_{i+1}) and (x_i, z_{i+1}) , where $x_k = v_k$. Then, for $i = 1, \dots, \frac{k-1}{2}$, we add a vertex u_i together with the edges (w_{i-1}, u_i) and (u_i, v_{i+1}) , and a vertex y_i together with the edges (z_{i-1}, y_i) and (y_i, x_{i+1}) . Also, for $i = \frac{k+3}{2}, \dots, k$, we add a vertex u_i together with the edges (w_{i+1}, u_i) and (u_i, v_{i-1}) , and a vertex y_i together with the edges (z_{i+1}, y_i) and (y_i, x_{i-1}) . Further, we add a vertex u_0 together

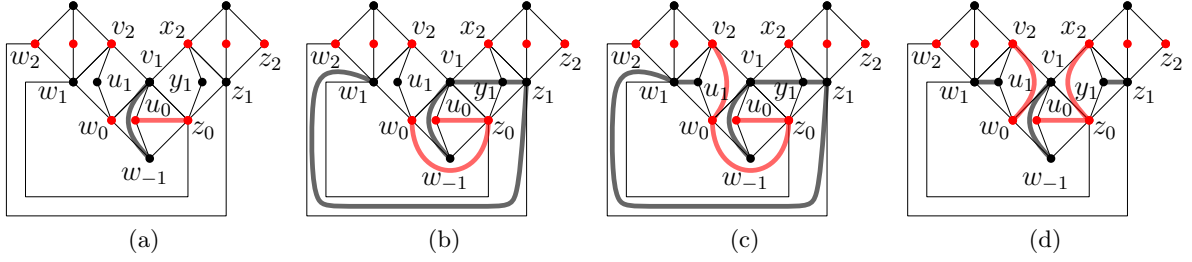


Figure 5: Illustration for the proof of Lemma 5, when $(w_0, u_0) \notin E(\mathcal{C})$ and $(u_0, z_0) \in E(\mathcal{C})$. In (b) and (c), the vertex w_{-1} is supposed to be a black end-vertex of \mathcal{C} . In (d), the vertex v_1 is supposed to be a black end-vertex of \mathcal{C} .

with the edges (w_{-1}, u_0) and (u_0, v_1) , a vertex u_{k+1} together with the edges (w_{k+2}, u_{k+1}) and (u_{k+1}, v_k) , a vertex $u_{\frac{k+1}{2}}$ together with the edges $(w_{\frac{k-1}{2}}, u_{\frac{k+1}{2}})$ and $(u_{\frac{k+1}{2}}, w_{\frac{k+3}{2}})$, and a vertex $y_{\frac{k+1}{2}}$ together with the edges $(z_{\frac{k-1}{2}}, y_{\frac{k+1}{2}})$ and $(y_{\frac{k+1}{2}}, z_{\frac{k+3}{2}})$. Finally, for $i = 0, \dots, k$, we add the edges (z_i, w_{i+1}) .

By construction, the frame is bipartite and is a subdivision of a triconnected planar graph (with subdivision vertices u_0, \dots, u_{k+1} and y_1, \dots, y_k). Hence, it has a unique planar embedding \mathcal{E} (up to a flip), whose faces all have length 4, except for the face f_{in} bounded by c_{in} , which has length $2k$. We now need to prove that \mathcal{C} has a unique saturator. We start with the following.

Lemma 5. *Any saturator \mathcal{C} of the frame F_k contains the saturating red edges (w_0, u_0) , (u_0, z_0) , (w_{k+1}, u_{k+1}) , and (u_{k+1}, z_{k+1}) .*

Proof. Let \mathcal{E}' be any planar embedding of $F_k \cup E(\mathcal{C})$. In the following, we show that \mathcal{C} contains the saturating red edges (w_0, u_0) and (u_0, z_0) ; the proof that \mathcal{C} contains the saturating red edges (w_{k+1}, u_{k+1}) and (u_{k+1}, z_{k+1}) is analogous.

The only red vertex u_0 shares faces of \mathcal{E} with are w_0 and z_0 ; hence, at least one of the saturating edges (w_0, u_0) and (u_0, z_0) must belong to \mathcal{C} .

First, suppose, for a contradiction, that $(w_0, u_0) \notin E(\mathcal{C})$ and $(u_0, z_0) \in E(\mathcal{C})$; refer to Fig. 5. Since $(w_0, u_0) \notin E(\mathcal{C})$, by Lemma 4 we have that \mathcal{C} contains the black saturating edge (w_{-1}, v_1) ; further, the edge (w_{-1}, v_1) lies in the interior of the 4-cycle (w_{-1}, w_0, v_1, u_0) in \mathcal{E}' , as this cycle bounds a face of \mathcal{E} ; refer to Fig. 5a.

Since the only red vertices u_0 shares a face of \mathcal{E} with are w_0 and z_0 , our assumption implies that u_0 is a red end-vertex of \mathcal{C} . Also, since the only black vertices u_0 shares a face of \mathcal{E} with are v_1 and w_{-1} , by Property 1 one of such vertices must be a black end-vertex of \mathcal{C} . Note that w_{-1} and v_1 are not both black end-vertices of \mathcal{C} , as otherwise \mathcal{C} would not span all the black vertices of F_k , given that the path P of black saturating edges would only consist of the edge (w_{-1}, v_1) .

- Suppose first that w_{-1} is a black end-vertex of \mathcal{C} and that v_1 is not; refer to Figs. 5b and 5c. Since w_{-1} is a black end-vertex of \mathcal{C} and since the edge (w_{-1}, v_1) belongs to \mathcal{C} , the black saturating edge (w_{-1}, w_1) does not belong to \mathcal{C} . Therefore, by Lemma 4, \mathcal{C} contains the red saturating edge (w_0, z_0) , which lies in the interior of the 4-cycle (w_{-1}, z_0, w_1, w_0) in \mathcal{E}' , as this cycle bounds a face of \mathcal{E} . Also, since z_0 is adjacent to u_0 and w_0 in \mathcal{C} , we have that \mathcal{C} contains neither the red saturating edge (z_0, x_2) nor the red saturating edge (z_0, w_2) . Thus, by Lemma 4, \mathcal{C} contains the black saturating edges (v_1, y_1) , (y_1, z_1) , and (z_1, w_1) , which lie in the interior of the 4-cycles (z_0, v_1, x_2, y_1) , (z_0, y_1, x_2, z_1) , and (z_0, z_1, w_2, w_1) in \mathcal{E}' , respectively, since such cycles bound faces of \mathcal{E} ; refer to Fig. 5b.

Further, since v_1 is adjacent to w_{-1} and y_1 in \mathcal{C} , we have that \mathcal{C} does not contain the black saturating edge (v_1, u_1) . Thus, by Lemma 4, \mathcal{C} contains the red saturating edge (w_0, v_2) , which lies in the interior of the 4-cycle (w_0, u_1, v_2, v_1) in \mathcal{E}' . Again by Lemma 4, we have

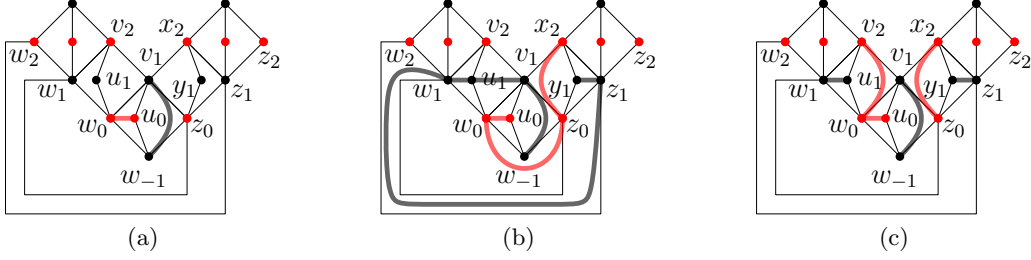


Figure 6: Illustration for the proof of [Lemma 5](#), when $(w_0, u_0) \in E(\mathcal{C})$ and $(u_0, z_0) \notin E(\mathcal{C})$. In (b), the vertex w_{-1} is supposed to be a black end-vertex of \mathcal{C} . In (c), the vertex v_1 is supposed to be a black end-vertex of \mathcal{C} .

that \mathcal{C} contains the black saturating edge (w_1, u_1) , which lies in the interior of the cycle (w_0, w_1, v_2, u_1) , as this cycle bounds a face in \mathcal{E} (see [Fig. 5c](#)). Since the only black vertices the vertex u_1 shares a face of \mathcal{E} with are w_1 and v_1 , and since \mathcal{C} does not contain the black saturating edge (v_1, u_1) , it follows that u_1 is a black end-vertex of \mathcal{C} . However, the path $(w_{-1}, v_1, y_1, z_1, w_1, u_1)$ of black saturating edges of \mathcal{C} does not span all the black vertices, which contradicts the assumption that \mathcal{C} is a saturator.

- Suppose next that v_1 is a black end-vertex of \mathcal{C} and that w_{-1} is not; refer to [Fig. 5d](#). Since v_1 is a black end-vertex of \mathcal{C} , the black saturating edges (u_1, v_1) and (v_1, y_1) do not belong to \mathcal{C} . Therefore, by [Lemma 4](#), \mathcal{C} contains the red saturating edges (w_0, v_2) and (z_0, x_2) , which lie in the interior of the 4-cycles (w_0, u_1, v_2, v_1) and (z_0, v_1, x_2, y_1) in \mathcal{E}' , respectively, as these cycles bound faces of \mathcal{E} . Consequently, \mathcal{C} does not contain the black saturating edges (v_1, u_1) and (v_1, y_1) . Since the only black vertices the vertex u_1 shares a face of \mathcal{E} with are w_1 and v_1 , and since \mathcal{C} does not contain the black saturating edge (v_1, u_1) , it follows that u_1 is a black end-vertex of \mathcal{C} . Analogously, since the only black vertices the vertex y_1 shares a face of \mathcal{E} with are z_1 and v_1 , and since \mathcal{C} does not contain the black saturating edge (v_1, y_1) , it follows that y_1 is a black end-vertex of \mathcal{C} . Therefore, \mathcal{C} contains three black end-vertices, namely u_1 , y_1 , and v_1 , a contradiction.

Suppose now that $(w_0, u_0) \in E(\mathcal{C})$ and $(u_0, z_0) \notin E(\mathcal{C})$; refer to [Fig. 6](#). Since $(u_0, z_0) \notin E(\mathcal{C})$, by [Lemma 4](#) we have that \mathcal{C} contains the black saturating edge (w_{-1}, v_1) , which lies in the interior of the 4-cycle (w_{-1}, u_0, v_1, z_0) in \mathcal{E}' , as this cycle bounds a face of \mathcal{E} ; refer to [Fig. 6a](#).

Since the only red vertices u_0 shares a face of \mathcal{E} with are w_0 and z_0 , our assumption implies that u_0 is a red end-vertex of \mathcal{C} . Also, since the only black vertices u_0 shares a face of \mathcal{E} with are v_1 and w_{-1} , by [Property 1](#) one of such vertices must be a black end-vertex of \mathcal{C} . Note that w_{-1} and v_1 are not both black end-vertices of \mathcal{C} , as otherwise \mathcal{C} would not span all the black vertices of F_k , given that the path P of black saturating edges would only consist of the edge (w_{-1}, v_1) .

- Suppose that w_{-1} is a black end-vertex of \mathcal{C} and that v_1 is not; refer to [Fig. 6b](#). Since w_{-1} is a black end-vertex of \mathcal{C} and since the edge (w_{-1}, v_1) belongs to \mathcal{C} , the black saturating edge (w_{-1}, w_1) does not belong to \mathcal{C} . Therefore, by [Lemma 4](#), \mathcal{C} contains the red saturating edge (w_0, z_0) , which lies in the interior of the 4-cycle (w_{-1}, z_0, w_1, w_0) in \mathcal{E}' , as this cycle bounds a face of \mathcal{E} . Also, since w_0 is adjacent to u_0 and z_0 in \mathcal{C} , we have that \mathcal{C} does not contain the red saturating edge (w_0, v_2) . Thus, by [Lemma 4](#), \mathcal{C} contains the black saturating edges (w_1, u_1) and (u_1, v_1) , which lie in the interior of the 4-cycles (w_0, w_1, v_2, u_1) and (w_0, u_1, v_2, v_1) in \mathcal{E}' , respectively, as these cycles bound faces of \mathcal{E} . This, in turn, implies that v_1 is adjacent to u_1 and w_{-1} in \mathcal{C} , and thus \mathcal{C} does not contain the black saturating edge (v_1, y_1) . Therefore, by [Lemma 4](#), \mathcal{C} contains the red saturating edge (z_0, x_2) , which lies in the interior of the 4-cycle (z_0, v_1, x_2, y_1) in \mathcal{E}' , as this cycle bounds a face in \mathcal{E} .

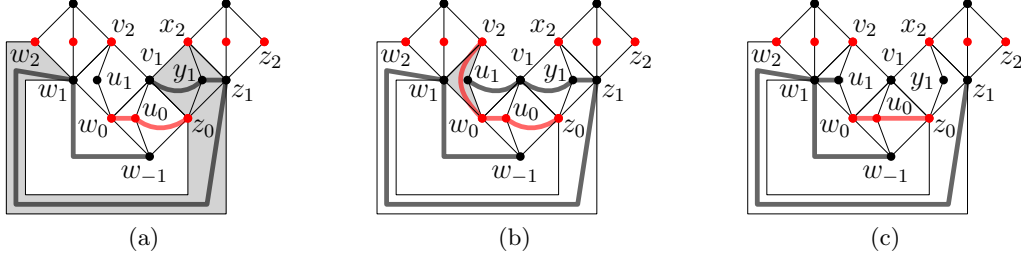


Figure 7: Illustrations for the proof of Properties (a) and (b) of Lemma 6.

Then Lemma 4 implies that \mathcal{C} contains the black saturating edge (y_1, z_1) , which lies in the interior of the 4-cycle (z_0, y_1, x_2, z_1) in \mathcal{E}' , as this cycle bounds a face in \mathcal{E} . Since the only black vertex y_1 shares a face of \mathcal{E} with are v_1 and z_1 , we have that y_1 is a black end-vertex of \mathcal{C} . Also, since z_0 is adjacent to x_2 and w_0 in \mathcal{C} , the red saturating edge (z_0, w_2) does not belong \mathcal{C} , and thus by Lemma 4, \mathcal{C} contains the black saturating edge (z_1, w_1) , which lies in the interior of the 4-cycle (z_0, z_1, w_2, w_1) in \mathcal{E}' , as this cycle bounds a face of \mathcal{E} . However, the path $(w_{-1}, v_1, u_1, w_1, z_1, y_1)$ of black saturating edges of \mathcal{C} does not span all the black vertices, which contradicts the assumption that \mathcal{C} is a saturator.

- In the case in which v_1 is a black end-vertex of \mathcal{C} and w_{-1} is not, a contradiction can be derived exactly as in the case in which the same assumptions are satisfied with $(u_0, z_0) \in E(\mathcal{C})$ and $(w_0, u_0) \notin E(\mathcal{C})$; refer also to Fig. 6c.

Since a contradiction has been obtained in every case, it follows that \mathcal{C} contains both the red saturating edges (w_0, u_0) and (u_0, z_0) . This concludes the proof of the lemma. \square

We continue the investigation of the structure of a saturator of F_k with the following.

Lemma 6. *Let \mathcal{C} be any saturator of the frame F_k . Then the following hold:*

- the vertices w_0 and z_{k+1} are the red end-vertices of \mathcal{C} , and the vertices w_{-1} and w_{k+2} are the black end-vertices of \mathcal{C} ,*
- \mathcal{C} contains the black saturating edges (w_{-1}, w_1) and (w_{k+2}, z_k) , and the red saturating edges (z_0, w_2) and (w_{k+1}, z_{k-1}) , and*
- \mathcal{C} contains the saturating edges (w_i, u_i) , (u_i, v_i) , (x_i, y_i) , (y_i, z_i) , (z_i, w_{i+2}) , for $i = 1, \dots, k$, where $x_1 = v_1$ and $x_k = v_k$.*

Proof. Let \mathcal{E}' be any planar embedding of $F_k \cup E(\mathcal{C})$. We first prove Properties (a) and (b).

- The only black vertices the vertex w_{-1} shares a face of \mathcal{E} with are w_1 and v_1 . By Lemma 5, \mathcal{C} contains the saturating red edges (w_0, u_0) and (u_0, z_0) , hence it does not contain the edge (w_{-1}, v_1) . It follows that w_{-1} is a black end-vertex of \mathcal{C} and that \mathcal{C} contains the black saturating edge (w_{-1}, w_1) , which lies in the interior of the 4-cycle (w_{-1}, z_0, w_1, w_0) , as this cycle bounds a face in \mathcal{E} . An analogous proof shows that w_{k+2} is the other black end-vertex of \mathcal{C} and that \mathcal{C} contains the black saturating edge (w_{k+2}, z_k) .
- Next, we show that the vertex w_0 is a red end-vertex of \mathcal{C} ; the proof that z_{k+1} is the other red end-vertex of \mathcal{C} is analogous.

Since w_{-1} is a black end-vertex of \mathcal{C} , since the only red vertices w_{-1} shares a face of \mathcal{E} with are w_0 , u_0 , and z_0 , and since, by Lemma 5, u_0 is adjacent to both w_0 and z_0 in \mathcal{C} , by Property 1 we have that at least one of w_0 and z_0 is a red end-vertex of \mathcal{C} .

The vertices w_0 and z_0 cannot be both red end-vertices of \mathcal{C} , as the path (w_0, u_0, z_0) does not span all the red vertices. Suppose, for a contradiction, that z_0 is a red end-vertex of \mathcal{C} and that w_0 is not. Then \mathcal{C} contains neither the red saturating edge (z_0, x_2) nor the red saturating edge (z_0, w_2) . Therefore, by Lemma 4, we have that \mathcal{C} contains the black saturating edges (v_1, y_1) , (y_1, z_1) , and (z_1, w_1) , which lie in the interior of the 4-cycles (z_0, v_1, x_2, y_1) , (z_0, y_1, x_2, z_1) , and (z_0, z_1, w_2, w_1) in \mathcal{E}' (shaded gray in Fig. 7a), respectively, as these cycles bound faces of \mathcal{E} . Further, since w_1 is adjacent to w_{-1} and z_1 in \mathcal{C} , we have that \mathcal{C} does not contain the black saturating edge (w_1, u_1) . Thus, by Lemma 4, \mathcal{C} contains the red saturating edges (w_0, v_2) , which lies in the interior of the 4-cycle (w_0, w_1, v_2, u_1) , as this cycle bounds a face of \mathcal{E} (shaded gray in Fig. 7b). Then, by Lemma 4, \mathcal{C} contains the black saturating edge (u_1, v_1) , which lies in the interior of the 4-cycle (w_0, u_1, v_2, v_1) in \mathcal{E}' , as this cycle bounds a face of \mathcal{E} . Since the only black vertex u_1 shares a face of \mathcal{E} with are w_1 and v_1 and since \mathcal{C} does not contain the black saturating edge (w_1, u_1) , it follows that u_1 is a black end-vertex of \mathcal{C} . However, the path $(w_{-1}, w_1, z_1, y_1, v_1, u_1)$ of black saturating edges of \mathcal{C} does not span all the black vertices, which contradicts the assumption that \mathcal{C} is a saturator. This contradiction proves that w_0 is a red end-vertex of \mathcal{C} .

- Finally, we show that \mathcal{C} contains the red saturating edge (z_0, w_2) ; the proof that \mathcal{C} contains the red saturating edge (z_{k-1}, w_{k+1}) is analogous; refer to Fig. 7c. Suppose, for a contradiction, that \mathcal{C} does not contain the red saturating edge (z_0, w_2) . Then, by Lemma 4, we have that \mathcal{C} contains the black saturating edge (z_1, w_1) , which lies in the interior of the 4-cycle (z_0, z_1, w_2, w_1) in \mathcal{E}' , as this cycle bounds a face of \mathcal{E} . Moreover, since w_0 is a red end-vertex of \mathcal{C} and since, by Lemma 5, w_0 is adjacent to u_0 in \mathcal{C} , we have that \mathcal{C} does not contain the red saturating edge (w_0, v_2) . Lemma 4 then implies that \mathcal{C} contains the black saturating edge (w_1, u_1) , which lies in the interior of the 4-cycle (w_0, w_1, v_2, u_1) in \mathcal{E}' , as this cycle bounds a face of \mathcal{E} . Therefore, we have that w_1 is adjacent to u_1 , z_1 , and w_{-1} in \mathcal{C} , which contradicts the black saturating edges induce a path in \mathcal{C} .

It remains to prove Property (c) of the statement.

- First, we show that \mathcal{C} contains the saturating edges (w_i, u_i) , (u_i, v_i) , (x_i, y_i) , and (y_i, z_i) , for $i = 1, 2, \dots, k$, where $x_1 = v_1$ and $x_k = v_k$. Observe that the only vertices of the color class of u_i which share a face of \mathcal{E} with u_i are w_i and v_i . Hence, \mathcal{C} contains at least one of the edges (w_i, u_i) and (u_i, v_i) . Further, if \mathcal{C} contains just one of these two edges, then u_i is an end-vertex of \mathcal{C} (for its color class), while the end-vertices of \mathcal{C} are w_{-1} , w_0 , z_{k+1} , and w_{k+2} , by Property (a). The proof that \mathcal{C} contains both the edges (x_i, y_i) and (y_i, z_i) , for $i = 1, 2, \dots, k$, is analogous.
- Second, we prove that \mathcal{C} contains the edge (z_i, w_{i+2}) , for $i = 1, \dots, k$; refer to Fig. 8. Assume that $(z_{i-1}, w_{i+1}) \in E(\mathcal{C})$, for some $i \in \{1, \dots, k\}$; we prove that $(z_i, w_{i+2}) \in E(\mathcal{C})$ as well. This is enough to prove that \mathcal{C} contains all the edges (z_1, w_3) , (z_2, w_4) , \dots , (z_k, w_{k+2}) , given that $(z_0, w_2) \in E(\mathcal{C})$, by Property (b). Suppose, for a contradiction, that $(z_i, w_{i+2}) \notin E(\mathcal{C})$. By Lemma 4, we have that \mathcal{C} contains the red saturating edge (z_{i+1}, w_{i+1}) , which lies in the interior of the 4-cycle $(z_i, z_{i+1}, w_{i+2}, w_{i+1})$ in \mathcal{E}' , as this cycle bounds a face of \mathcal{E} . However, this implies that w_{i+1} is adjacent to z_{i+1} , to u_{i+1} (as proved in the first item of this list), and to z_{i-1} (by assumption) in \mathcal{C} , a contradiction.

This completes the proof of Property (c) and hence of the lemma. \square

We now turn our attention to the edges of the saturator that lie in f_{in} .

Lemma 7. *Any saturator \mathcal{C} of the frame F_k contains the saturating edges of the matching $M := \{(v_i, x_i) : 2 \leq i \leq k-1\}$; see Fig. 4b. Moreover, all and only the saturating edges of M lie in the interior of the region delimited by the inner cycle c_{in} in any planar embedding of $F_k \cup E(\mathcal{C})$.*

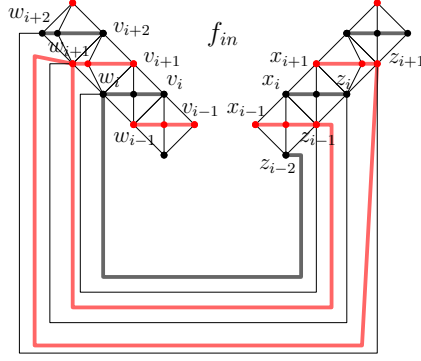


Figure 8: Illustrations for the proof of Property (c) of Lemma 6.

Proof. Let \mathcal{E}' be any planar embedding of $F_k \cup E(\mathcal{C})$. Let X be the set of saturating edges belonging to \mathcal{C} listed in the statements of Lemmas 5 and 6. Namely, the set X contains: 1. the red saturating edges (w_0, u_0) , (u_0, z_0) , (w_{k+1}, u_{k+1}) , and (u_{k+1}, z_{k+1}) (from Lemma 5), and 2. the black saturating edges (w_{-1}, w_1) and (w_{k+2}, z_k) , the red saturating edges (z_0, w_2) and (w_{k+1}, z_{k-1}) , and the saturating edges (w_i, u_i) , (u_i, v_i) , (x_i, y_i) , (y_i, z_i) , (z_i, w_{i+2}) , for $i = 1, \dots, k$, where $x_1 = v_1$ and $x_k = v_k$ (from Lemma 6).

We first observe that, for any planar embedding \mathcal{E}_k of $F_k \cup X$, there is a face of \mathcal{E}_k which is delimited by c_{in} , while every other face of \mathcal{E}_k is delimited by a 3-cycle. This observation descends from the existence of a bijection between the edges of X and the faces of \mathcal{E} delimited by 4-cycles. That is, for every edge $(a, b) \in X$ there is a unique face of \mathcal{E} incident to both a and b ; further, such a face is delimited by a 4-cycle. Conversely, for every face of \mathcal{E} that is delimited by a 4-cycle, there is a unique edge $(a, b) \in X$ whose end-vertices are both incident to f . Therefore, since all the faces of \mathcal{E} , except for f_{in} , are delimited by 4-cycles, all the faces of \mathcal{E}_k are delimited by 3-cycles, except for the one delimited by the inner cycle c_{in} , which bounds f_{in} in \mathcal{E} .

Let M be a set consisting of the red saturating edges of \mathcal{C} and of the black saturating edges of \mathcal{C} that are not in X . In the following, we show that:

- (A) the edges in M form a matching that, in any planar embedding of $F_k \cup E(\mathcal{C})$, lies in the region delimited by the inner cycle c_{in} , and
- (B) $M = \{(v_i, x_i) : 2 \leq i \leq k-1\}$.

Proof of (A). Since in any planar embedding \mathcal{E}_k of $F_k \cup X$, there is a face of \mathcal{E}_k which is delimited by c_{in} , while every other face of \mathcal{E}_k is delimited by a 3-cycle, it follows that the edges of M lie in the interior of c_{in} in \mathcal{E}' and that, therefore, their end-vertices belong to c_{in} .

Now consider the vertices v_i 's and x_i 's. By Lemma 6, we have that:

1. v_1 and v_k are incident to two saturating edges in X , and
2. for $i = 2, \dots, k-1$, each of v_i and x_i is incident to one saturating edge in X .

By Lemma 6, we have that no vertex v_i and no vertex x_i is a black or red end-vertex of \mathcal{C} . Hence, v_1 and v_k have degree 0 in M , while v_i and x_i have degree 1 in M , for $i = 2, \dots, k-1$. This implies that the edges in M form a matching.

Proof of (B). Consider the subpaths $P_\ell = (v_2, v_3, \dots, v_{k-1})$ and $P_r = (x_2, x_3, \dots, x_{k-1})$ of c_{in} .

First, we show that there exists no edge (v_i, v_j) in M , with $2 \leq i < j \leq k-1$; the proof that there exists no edge (x_i, x_j) in M , with $2 \leq i < j \leq k-1$, is analogous. Suppose, for a contradiction, that M contains an edge (v_i, v_j) with $2 \leq i < j \leq k-1$. Assume, w.l.o.g., that $j-i$ is minimum among all the edges (v_i, v_j) in M with $2 \leq i < j \leq k-1$. Since v_i and v_j both belong to V_r or both belong to V_b , and since F_k is bipartite, we have that the subpath of P_ℓ

between v_i and v_j contains at least one internal vertex, namely v_{i+1} . By the minimality of $j - i$, the edge in M incident to v_{i+1} is also incident to a vertex of c_{in} that does not belong to the subpath of P_ℓ between v_i and v_j . Since all the edges in M lie in the interior of c_{in} in \mathcal{E}' , such an edge crosses (v_i, v_j) , which contradicts the planarity of \mathcal{E}' .

It follows that every edge in M is of the form (v_i, x_j) , with $2 \leq i \leq k - 1$ and $2 \leq j \leq k - 1$. We show that no edge (v_i, x_j) in M is such that $i \neq j$; this completes the proof that $M = \{(v_i, x_i) : 2 \leq i \leq k - 1\}$. Indeed, if an edge (v_i, x_j) with $i \neq j$ is in M , then the subpath of c_{in} connecting v_i and x_j and passing through v_k contains a different number of internal vertices belonging to P_ℓ and to P_r . Therefore, M contains either an edge crossing (v_i, x_j) in \mathcal{E}' , contradicting the planarity of \mathcal{E}' , or an edge $(v_{i'}, v_{j'})$ with $2 \leq i' < j' \leq k - 1$, or an edge $(x_{i'}, x_{j'})$ with $2 \leq i' < j' \leq k - 1$, where the last two cases have been ruled out above. \square

Altogether [Lemmas 5 to 7](#) imply the following.

Lemma 8. *The frame F_k admits a unique saturator \mathcal{C} containing the set $M = \{(v_i, x_i) : 2 \leq i \leq k - 1\}$ of saturating edges. Further, in any planar embedding of $F_k \cup E(\mathcal{C})$, all and only the saturating edges in M lie in the interior of the region delimited by the inner cycle c_{in} .*

We are ready to prove the following main result of this section.

Theorem 1. *The BIPARTITE 2-PAGE BOOK EMBEDDING problem is NP-complete.*

Proof. Let $\langle H, k, v_1, v_k \rangle$ be an instance of ODD-LEVELED PLANARITY, where H is a connected bipartite graph, k is an odd integer, and $v_1, v_k \in V(H)$. We show how to construct in polynomial time a bipartite graph $G = (V_b, V_r, E)$ that admits a B2BE if and only if $\langle H, k, v_1, v_k \rangle$ admits a leveled planar drawing $\langle k, \gamma, \Sigma \rangle$ such that $\gamma^{-1}(1) = \{v_1\}$ and $\gamma^{-1}(k) = \{v_k\}$.

We construct the graph G as follows. First, we initialize G to the union of the frame F_k and of the graph H ; note that G now contains two copies of the vertex v_1 and two copies of the vertex v_k (where a copy of each vertex belongs to F_k and another copy to H). Then we identify the two copies of v_1 and we identify the two copies of v_k . This concludes the construction of G , which can clearly be performed in polynomial time.

Note that G is a bipartite graph. This is due to the fact that F_k and H are bipartite and that, since k is odd, the vertices v_1 and v_k belong to the same part of the bipartition of the vertex set of each of F_k and H . We let V_b consist of all the vertices of H that belong to the same part as v_1 (and v_k), and we let V_r consist of the remaining vertices of H .

We now show the equivalence between $\langle H, k, v_1, v_k \rangle$ and $G = (V_b, V_r, E)$.

(\implies) Suppose first that $\langle H, k, v_1, v_k \rangle$ admits a leveled planar drawing $\langle k, \gamma, \Sigma \rangle$ such that $\gamma^{-1}(1) = \{v_1\}$ and $\gamma^{-1}(k) = \{v_k\}$. We show that G admits a saturator \mathcal{C}_G , and thus, by [Lemma 3](#), it admits a B2BE.

We construct \mathcal{C}_G as follows. By [Lemma 8](#), we have that F_k admits a saturator \mathcal{C} containing the edges of the matching $M = \{(v_i, x_i) : 2 \leq i \leq k - 1\}$. We initialize \mathcal{C}_G to the edges of \mathcal{C} , except for the edges of M . For $i = 2, \dots, k - 1$, let $\alpha_1^i, \alpha_2^i, \dots, \alpha_{|U_i|}^i$ be the vertices in the level i of $\langle k, \gamma, \Sigma \rangle$, in the linear order determined by $\xi_i \in \Sigma$; that is, for each $j = 1, \dots, |U_i|$, we have $\xi_i(\alpha_j^i) = j$. We add the path of saturating edges $P_i = (v_i, \alpha_1^i, \alpha_2^i, \dots, \alpha_{|U_i|}^i, x_i)$ to \mathcal{C}_G .

In the following, we show that \mathcal{C}_G is a saturator of G .

We start by proving that \mathcal{C}_G is a cycle that traverses all the vertices of V_r (and all the vertices of V_b) consecutively. Note that \mathcal{C}_G is obtained from the saturator \mathcal{C} of F_k by subdividing each edge (v_i, x_i) of M with the vertices in U_i , for $i = 2, \dots, k - 1$. This implies that \mathcal{C}_G is a cycle that spans all the vertices of G . Thus, it remains to show that the vertices v_i and x_i belong to the same part of the bipartition of $V(G)$ as the vertices of U_i . First, we note that the vertices in each set U_i with i odd (resp., with i even) all belong to V_b (resp., to V_r), given that v_1 belongs to V_b , by construction. Second, the vertices v_i and x_i of F_k belong to V_b if i is odd, or to V_r otherwise, by the construction of F_k .

Next, we prove that $G \cup E(\mathcal{C}_G)$ is planar. To this aim, we construct a planar drawing Γ of it in three steps as follows.

First, we initialize Γ to any planar drawing of $F_k \cup E(\mathcal{C})$; see Fig. 4b. This is possible since the graph $F_k \cup E(\mathcal{C})$ is planar, due to the fact that \mathcal{C} is a saturator of F_k . By Lemma 8, all and only the saturating edges in M lie in the interior of the region delimited by the inner cycle c_{in} in Γ . In fact, these edges “split” the interior of the cycle c_{in} into $k - 1$ faces. In particular, for $i = 2, \dots, k - 2$, the 4-cycle $c_i = (v_i, v_{i+1}, x_{i+1}, x_i)$ bounds a face of Γ , and the 3-cycles $c_1 = (v_1, v_2, x_2)$ and $c_{k-1} = (v_k, x_{k-1}, v_{k-1})$ bound two faces of Γ .

Second, we extend Γ to a planar drawing of $F_k \cup E(\mathcal{C}_G)$ as follows. For $i = 2, \dots, k - 1$, we replace the drawing of the edge (v_i, x_i) in Γ with a drawing of the path $P_i = (v_i, \alpha_1^i, \alpha_2^i, \dots, \alpha_{|U_i|}^i, x_i)$, by subdividing the curve representing (v_i, x_i) in Γ with the vertices $\alpha_1^i, \alpha_2^i, \dots, \alpha_{|U_i|}^i$, in this order from v_i to x_i . Clearly, Γ remains planar after this modification. For $i = 1, \dots, k - 1$, let c'_i be the cycle of $F_k \cup E(\mathcal{C}_G)$ corresponding to the cycle c_i of $F_k \cup E(\mathcal{C})$; that is, c'_i is the cycle obtained from c_i by subdividing its edges as described above.

Third, we extend Γ to a planar drawing of $G \cup E(\mathcal{C}_G)$ by inserting the edges of H in Γ without introducing any crossings. For $i = 1, \dots, k - 1$, we draw the edges of H with an end-vertex in U_i and an end-vertex in U_{i+1} in the interior of the face of Γ bounded by the cycle c'_i . Clearly, the edges incident to v_1 and the edges incident to v_k can easily be drawn in the interior of c'_1 and of c'_{k-1} , respectively, without introducing any crossings, as these edges are all incident to a common vertex. For $i = 2, \dots, k - 2$, the edges in $E(H) \cap (U_i \times U_{i+1})$ can also be drawn without crossings in the interior of c'_i , as for any two edges $(\alpha_a^i, \alpha_b^{i+1})$ and $(\alpha_c^i, \alpha_d^{i+1})$, we have that $a < c$ if and only if $b < d$, i.e., the end-vertices of $(\alpha_a^i, \alpha_b^{i+1})$ and $(\alpha_c^i, \alpha_d^{i+1})$ do not alternate in the cyclic ordering of the vertices of c'_i , given that $\langle k, \gamma, \Sigma \rangle$ is a leveled planar drawing of $\langle H, k, v_1, v_k \rangle$. This concludes the proof that \mathcal{C}_G is a saturator of G .

(\Leftarrow) Suppose now that G admits a B2BE, and thus, by Lemma 3, it admits a saturator \mathcal{C}_G . We show that $\langle H, k, v_1, v_k \rangle$ admits a leveled planar drawing $\langle k, \gamma, \Sigma \rangle$ such that $\gamma^{-1}(1) = \{v_1\}$ and $\gamma^{-1}(k) = \{v_k\}$.

Consider any planar drawing Γ of $G \cup E(\mathcal{C}_G)$, which exists since \mathcal{C}_G is a saturator of G ; see Fig. 4c. Recall that F_k admits a unique (up to a flip) planar embedding \mathcal{E} and that a face f_{in} of \mathcal{E} is bounded by the inner cycle c_{in} . Since G is a supergraph of F_k , we have that restriction of Γ to F_k also contains a face bounded by the inner cycle c_{in} , which we again call f_{in} . Further, since H is connected, since $v_1, v_k \in V(H)$, and since v_1 and v_k only share the face f_{in} of \mathcal{E} , we have that the all the vertices in $V(H) \setminus \{v_1, v_k\}$ lie in the interior of c_{in} in Γ .

We now prove that \mathcal{C}_G contains a set of vertex-disjoint paths P_2, \dots, P_{k-1} spanning $V(H)$ where, for $i = 2, \dots, k - 1$, the path P_i satisfies the following properties: (i) the end-vertices of P_i are v_i and x_i , and every internal vertex of P_i is in $V(H)$; and (ii) P_i is either composed of all red saturating edges or of all black saturating edges.

By definition of saturator and since every edge of H connects two vertices in different color classes of G , it follows that \mathcal{C}_G contains at most two edges of H (in fact, we will argue later that \mathcal{C}_G contains no edge of H). Since \mathcal{C}_G is a cycle spanning the vertices of G , it follows that the vertices of H , together with their incident edges in \mathcal{C}_G , define a set of subpaths Q_1, Q_2, \dots of \mathcal{C}_G satisfying the following properties: (a) the end-vertices of each path Q_i are two vertices of c_{in} ; (b) the internal vertices of each path Q_i are vertices of H ; (c) the paths Q_1, Q_2, \dots span $V(H)$; and (d) any two distinct paths Q_i and Q_j do not share any internal vertex. Note that Properties (a)–(d) do not exclude that two distinct paths Q_i and Q_j share an end-vertex (although we will prove later that they never do).

Since all the vertices in a color class of G appear consecutively in \mathcal{C}_G , it follows that each path Q_i contains at most one edge that is neither a red saturating edge nor a black saturating edge (i.e., an edge of H). Hence, by removing from Γ all the edges of H that are not in \mathcal{C}_G and by then “flattening” each path Q_i into an edge q_i (i.e., by removing every internal vertex of Q_i from Γ and by interpreting the drawing of Q_i in Γ as the drawing of an edge q_i between its

end-vertices), we obtain a planar drawing of $F_k \cup E(\mathcal{C})$, where \mathcal{C} is a saturator of F_k .

By [Lemma 8](#), we have that there are $k - 2$ edges q_i ; we rename these edges to e_2, \dots, e_{k-1} where (again by [Lemma 8](#)) for $i = 2, \dots, k - 1$, the edge e_i is incident to v_i and x_i . For $i = 2, \dots, k - 1$, we also rename to P_i the path that has been flattened in order to obtain e_i . By Properties (b)–(d) of the paths Q_1, Q_2, \dots , now renamed to P_2, \dots, P_{k-1} , and since the end-vertices of P_i are v_i and x_i , for $i = 2, \dots, k - 1$, it follows that the paths P_2, \dots, P_{k-1} are vertex-disjoint and span $V(H)$. Further, the end-vertices of P_i are v_i and x_i , and every internal vertex of P_i is in $V(H)$, thus satisfying (i). Finally, since v_i and x_i belong to the same color class of G and since every path P_i contains at most one edge between vertices in different color classes of G , it follows that P_i actually contains no edge between vertices in different color classes of G . Hence, either every edge in P_i is a red saturating edge or every edge in P_i is a black saturating edge, thus P_i satisfies (ii). Note that the latter implies that \mathcal{C}_G contains no edge of H .

We define γ and the sequence of orders $\Sigma = \langle \xi_1, \xi_2, \dots, \xi_k \rangle$ as follows. First, we set $\gamma(v_1) = 1$ and $\gamma(v_k) = k$. Then, for each vertex $w \in V(H) \setminus \{v_1, v_k\}$, we set $\gamma(w) = i$ if and only if w belongs to P_i . We set $\xi_1(v_1) = \xi_k(v_k) = 1$. Also, for $i = 2, \dots, k - 1$, we define the ordering ξ_i of the vertices in $\gamma^{-1}(i)$ according to the order in which such vertices are encountered when traversing P_i from v_i to x_i . Since the paths P_2, \dots, P_{k-1} span $V(H)$ and are vertex-disjoint, we have that γ and Σ are well-defined.

We now show that $\langle k, \gamma, \Sigma \rangle$ is a leveled planar drawing of $\langle H, k, v_1, v_k \rangle$. Note that $\gamma^{-1}(1) = \{v_1\}$ and $\gamma^{-1}(k) = \{v_k\}$, by construction.

We prove that [Condition 2](#) of [Definition 1](#) holds. By Property (ii) of the path P_i we have that all the vertices in P_i , and thus all the vertices in $\gamma^{-1}(i)$, belong to the same color class of G , hence no edge (u, v) of H is such that $\gamma(u) = \gamma(v)$. Suppose, for a contradiction, that there exists an edge (u, v) of H such that $\gamma(u) = i$ and $\gamma(v) = i + h$ with $h > 1$. Recall that Γ is a planar drawing of $G \cup E(\mathcal{C}_G)$. Then the path P_{i+h} splits the region of Γ delimited by c_{in} into two subregions R_u and R_v containing P_i (and thus u) and P_{i+h} (and thus v) in their interior, respectively. This implies that (u, v) crosses P_{i+h} , which contradicts the planarity of Γ .

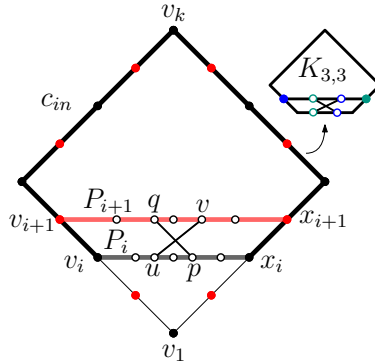


Figure 9: Illustration for the proof of [Theorem 1](#): If there exist two edges $(u, v), (p, q) \in E(H)$ with $i = \gamma(u) = \gamma(p)$ and $i + 1 = \gamma(v) = \gamma(q)$, such that $\xi_i(u) < \xi_i(p)$ and $\xi_{i+1}(v) > \xi_{i+1}(q)$, then $G \cup E(\mathcal{C}_G)$ contains a subdivision of $K_{3,3}$.

Suppose, for a contradiction, that [Condition 3](#) of [Definition 1](#) does not hold, i.e., there exist two edges $(u, v), (p, q) \in E(H)$ with $i = \gamma(u) = \gamma(p)$ and $i + 1 = \gamma(v) = \gamma(q)$, such that $\xi_i(u) < \xi_i(p)$ and $\xi_{i+1}(v) > \xi_{i+1}(q)$. Then, the subgraph of $G \cup E(\mathcal{C}_G)$ consisting of the subpath of c_{in} between v_i and x_i containing v_k , of the paths P_i and P_{i+1} , and of the edges (u, v) and (p, q) is a subdivision of $K_{3,3}$; refer to [Fig. 9](#). This contradicts the fact that $G \cup E(\mathcal{C}_G)$ is planar and concludes the proof. \square

[Theorem 1](#), together with [Corollary 1](#), allows us to answer, in [Corollary 3](#), an open question by Dujmović, Pór and Wood [21], and to provide, in [Corollary 4](#), the first NP-completeness proof for a natural constrained version of the QUASI-PLANARITY problem.

Corollary 3. *The (2, 2)-TRACK GRAPH RECOGNITION problem is NP-complete.*

Corollary 4. *The 2-LEVEL QUASI-PLANARITY problem is NP-complete.*

4 Graphs with a Fixed Planar Embedding

From this section on, we work on the BIPARTITE 2-PAGE BOOK EMBEDDING WITH FIXED ORDER (B2BEFO) problem. Recall that the input of the problem is a pair $\langle G, \pi_b \rangle$, where $G = (V_b, V_r, E)$ is a bipartite planar graph and $\pi_b = \langle b_1, \dots, b_m \rangle$ is a prescribed linear ordering of the vertices in V_b . If we connect with an edge every pair $\{b_i, b_{i+1}\}$ of black vertices, for $i = 1, \dots, m - 1$, we obtain a path P , which we call the *black path* of $\langle G, \pi_b \rangle$. We denote by H the graph $(V_b, V_r, E \cup E(P))$, which we call the *black saturation* of $\langle G, \pi_b \rangle$. The notion of black and red vertices extends to H . We have the following simple observation.

Observation 1. *If H is not planar, then $\langle G, \pi_b \rangle$ is a negative instance of B2BEFO.*

Indeed, if $\langle G, \pi_b \rangle$ admits a B2BEFO Γ_G , then the edges of P can be drawn along the spine of Γ_G without affecting its planarity, yielding a planar drawing Γ_H of H . We say that the planar embedding of H induced by Γ_H is *associated with* Γ_G .

By [Observation 1](#), we can assume that H is planar. Next, we present some additional simplifying assumptions on H , all of which can be made without loss of generality.

- (A1) Every black vertex of H has at least one red neighbor and vice versa. In fact, a black vertex of H with no red neighbor corresponds to an isolated vertex of G , hence its presence does not affect the existence of a B2BEFO of $\langle G, \pi_b \rangle$, and we can safely remove it from G . The same argument holds for the red vertices.
- (A2) The graph H contains at least three black vertices and at least three red vertices. In fact, if there are at most two black vertices in G , then a B2BEFO of $\langle G, \pi_b \rangle$ can be constructed by placing all the red vertices on the spine in any order, and by embedding all the edges incident to b_1 in one page and all the edges incident to b_2 , if such a vertex exists, in the other page. The same argument holds for the red vertices.

Notice that [Assumption A1](#) implies that H is connected.

The aim of this section is to characterize the existence of a B2BEFO of $\langle G, \pi_b \rangle$ based on the existence of a planar embedding of H that satisfies certain topological properties. Hence, in the following, we consider H as equipped with a planar embedding \mathcal{E} , and we study which properties of \mathcal{E} allow for the construction of a B2BEFO Γ_G of $\langle G, \pi_b \rangle$ such that \mathcal{E} is associated with Γ_G .

A face of \mathcal{E} is *red* if it is incident to at least two red vertices. We construct an auxiliary bipartite graph $A(\mathcal{E})$ as follows; refer to [Fig. 10](#). The vertex set of $A(\mathcal{E})$ contains a vertex for each red vertex of H and a vertex for each red face of \mathcal{E} . The edge set of $A(\mathcal{E})$ contains an edge (v, f) for each red vertex v of H incident to a red face f of \mathcal{E} . The following characterization is the basis of our linear-time algorithm to test for the existence of a B2BEFO of $\langle G, \pi_b \rangle$.

Lemma 9. *Let $\langle G, \pi_b \rangle$ be an instance of the BIPARTITE 2-PAGE BOOK EMBEDDING WITH FIXED ORDER problem whose black saturation H is a planar graph satisfying [Assumptions A1](#) and [A2](#). Further, let \mathcal{E} be a planar embedding of H . There exists a B2BEFO Γ_G of $\langle G, \pi_b \rangle$ such that the planar embedding of H associated with Γ_G is \mathcal{E} if and only if:*

- (C1) $A(\mathcal{E})$ is a caterpillar whose backbone $\mathcal{B} = (f_1, v_2, f_2, \dots, v_k, f_k)$ spans all the red faces of \mathcal{E} .
- (C2) There exist two distinct red vertices r' and r'' that are leaves of $A(\mathcal{E})$, whose neighbors in $A(\mathcal{E})$ are f_1 and f_k , respectively, and such that r' and b_1 are incident to the same face of \mathcal{E} , and r'' and b_m are incident to the same face of \mathcal{E} .

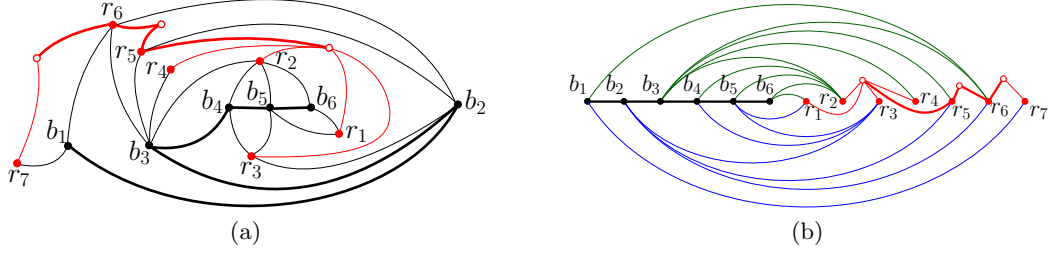


Figure 10: Two different drawings of the auxiliary bipartite graph $A(\mathcal{E})$ for a planar embedding \mathcal{E} of the graph in Fig. 1. Vertices of $A(\mathcal{E})$ corresponding to red faces of \mathcal{E} are filled white; edges of $A(\mathcal{E})$ are red. The black path P and the backbone of $A(\mathcal{E})$ are thick.

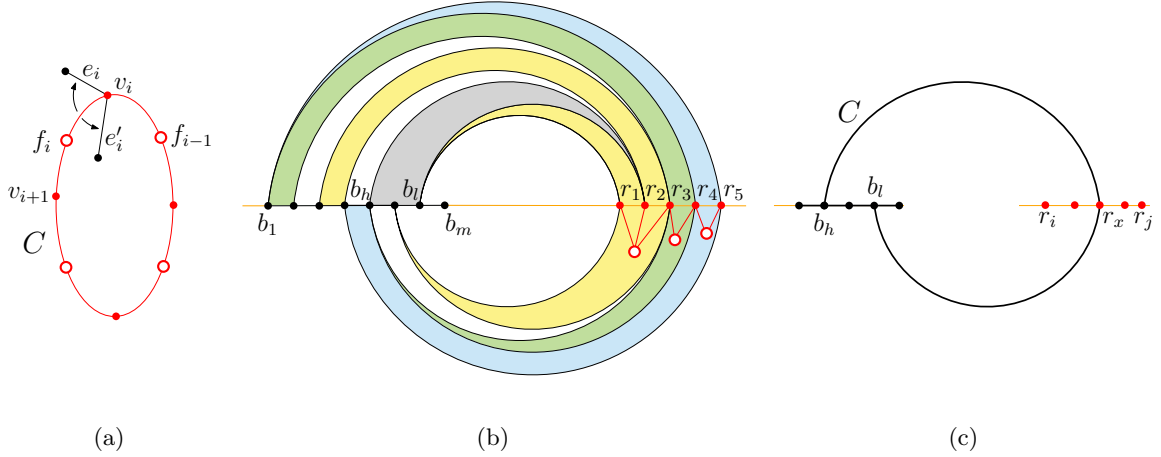


Figure 11: (a) Illustration for the proof that $A(\mathcal{E})$ is acyclic. Illustrations for the proofs of (b) Claim 1 and of (c) Claim 2, respectively.

Proof. (\implies) Assume that $\langle G, \pi_b \rangle$ admits a B2BEFO Γ_G such that the planar embedding of H associated with Γ_G is \mathcal{E} . We prove that [Conditions C1](#) and [C2](#) are satisfied. Let $\pi_r = \langle r_1, \dots, r_p \rangle$ be the linear ordering of the red vertices in Γ_G .

We start with [Condition C1](#). First, we prove that $A(\mathcal{E})$ is acyclic. Suppose, for a contradiction, that $A(\mathcal{E})$ contains a cycle C . Since $A(\mathcal{E})$ is bipartite, we have that $C = (v_1, f_1, v_2, f_2, \dots, v_h, f_h)$, where v_i is a red vertex and f_i is a red face, for $i = 1, \dots, h$; refer to [Fig. 11a](#). We planarly embed C into \mathcal{E} as follows. For $i = 1, \dots, h$, we insert in the interior of the face f_i a point representing f_i and two curves representing the edges (v_i, f_i) and (f_i, v_{i+1}) , where $v_{h+1} = v_1$; this can be done since both v_i and v_{i+1} are incident to f_i . Now, for any $i \in \{1, \dots, h\}$, consider the two edges e_i and e'_i of H that are incident to v_i and that immediately follow the edge (v_i, f_i) around v_i in clockwise and counter-clockwise direction, respectively. Such edges exist and are distinct, given that $f_i \neq f_{i-1}$, and they lie on different sides of C , by construction. Furthermore, the end-vertices of e_i and e'_i different from v_i are black, given that there are no edges between red vertices in H . It follows that C has black vertices on both sides; by the Jordan curve theorem, there is a crossing between an edge of the black path P of H and an edge of C , which contradicts the fact that C is planarly embedded in \mathcal{E} .

Second, we prove that $A(\mathcal{E})$ is connected. For $i = 1, \dots, p-1$, the vertices r_i and r_{i+1} are both incident to a red face f_j in \mathcal{E} (the face that contains the part of the spine between r_i and r_{i+1} in Γ_G), hence r_i and r_{i+1} are both connected to f_j in $A(\mathcal{E})$. This implies that all the red vertices of H belong to the same connected component of $A(\mathcal{E})$; since each red face of \mathcal{E} is adjacent to at least two red vertices in $A(\mathcal{E})$, the connectivity of $A(\mathcal{E})$ follows.

We now prove that $A(\mathcal{E})$ is a caterpillar. We exploit the following claim; refer to [Fig. 11b](#).

Claim 1. *Every red vertex r_i has degree either 1 or 2 in $A(\mathcal{E})$. In particular, three cases are possible:*

- (i) *If $i = 1$ or $i = p$, then r_i has degree 1 in $A(\mathcal{E})$ (see r_1 and r_5 in Fig. 11b).*
- (ii) *If $1 < i < p$ and all the edges of G incident to r_i lie in the same page of Γ_G , then r_i has degree 1 in $A(\mathcal{E})$ (see r_2 in Fig. 11b).*
- (iii) *If $1 < i < p$ and r_i has incident edges of G lying in both the pages of Γ_G , then r_i has degree 2 in $A(\mathcal{E})$ (see r_3 and r_4 in Fig. 11b).*

Proof. By Assumption A2 and by the connectivity of $A(\mathcal{E})$, we have that r_i has degree at least 1 in $A(\mathcal{E})$.

Consider any red vertex r_i of H . There might be two types of faces of \mathcal{E} incident to r_i . A face of \mathcal{E} incident to r_i is of the *first type* if the intersection of its interior with a sufficiently small disk centered at r_i does not contain any part of the spine of Γ_G . Conversely, a face of \mathcal{E} incident to r_i is of the *second type* if the intersection of its interior with any disk centered at r_i contains a part of the spine of Γ_G . Any face f of the first type is delimited by (a) two edges $e_h = (r_i, b_h)$ and $e_l = (r_i, b_l)$ that are incident consecutively around r_i and that lie in the same page of Γ_G , and by (b) the subpath of P between b_h and b_l (see the gray face incident to r_2 in Fig. 11b). Any face of the first type is not incident to any red vertex of H other than r_i , hence it is not red.

If $1 < i < p$ and all the edges of G incident to r_i lie in the same page of Γ_G , then there exists exactly one face of \mathcal{E} incident to r_i of the second type (see the yellow face incident to r_2 in Fig. 11b). This proves that r_i has degree 1 in $A(\mathcal{E})$, which implies Case (ii).

If $1 < i < p$ and r_i is incident to edges that lie in both the pages of Γ_G , then there exist two faces of \mathcal{E} incident to r_i of the second type (the faces “to the left” and “to the right” of r_i). Both such faces are red; in fact, one of them contains both r_i and r_{i-1} , while the other one contains both r_i and r_{i+1} (see, for example, the green and blue faces incident to r_4 in Fig. 11b). This proves that r_i has degree 2 in $A(\mathcal{E})$, which implies Case (iii).

If all the edges incident to r_1 lie in the same page of Γ_G , then r_1 has degree 1 in $A(\mathcal{E})$; this can be proved exactly as in the case in which $1 < i < p$. Suppose that r_1 is incident to edges that lie in both the pages of Γ_G . Then one of the faces of the second type incident to r_1 also contains r_2 (see the yellow face in Fig. 11b), whereas the other one contains no red vertex other than r_1 , and thus it is not red. Hence r_1 has degree 1 in $A(\mathcal{E})$ also in this case. The proof that r_p has degree 1 in $A(\mathcal{E})$ is symmetric. This proves Case (i) and concludes the proof. \square

In order to prove that $A(\mathcal{E})$ is a caterpillar, it remains to prove that every vertex of $A(\mathcal{E})$ corresponding to a red face of \mathcal{E} has at most two neighbors of degree greater than 1. The next claim proves an even stronger property.

Claim 2. *Let f be any red face of \mathcal{E} . Then the red vertices incident to f*

- (a) *are consecutive vertices in π_r and*
- (b) *have degree 1 in $A(\mathcal{E})$ except, possibly, for the leftmost and the rightmost of them in π_r .*

Proof. We prove the statement by showing that, for any two vertices r_i and r_j with $i < j$ that are incident to the same red face f of \mathcal{E} , it holds true that each of $r_{i+1}, r_{i+2}, \dots, r_{j-1}$ has degree 1 in $A(\mathcal{E})$ and is incident to f .

Suppose, for a contradiction, that some vertex r_x with $i < x < j$ has degree 2 in $A(\mathcal{E})$. By Cases (ii) and (iii) of Claim 1, r_x has two incident edges (r_x, b_h) and (r_x, b_l) in different pages of Γ_G . Consider the cycle C composed of the edges (r_x, b_h) and (r_x, b_l) and of the subpath of P between b_h and b_l ; see Fig. 11c. The vertices r_i and r_j are on different sides of C in \mathcal{E} , which implies that they are not incident to a common red face f , a contradiction.

We can now assume that each of $r_{i+1}, r_{i+2}, \dots, r_{j-1}$ has degree 1 in $A(\mathcal{E})$. By Cases (ii) and (iii) of [Claim 1](#), all the edges incident to each of such vertices lie in the same page of Γ_G . Therefore, $r_i, r_{i+1}, r_{i+2}, \dots, r_{j-1}, r_j$ are all incident to the same red face of \mathcal{E} . \square

Property (b) of [Claim 2](#) concludes the proof that $A(\mathcal{E})$ is a caterpillar. Since every red face of \mathcal{E} has degree at least 2 in $A(\mathcal{E})$ by definition, it follows that all the leaves of $A(\mathcal{E})$ correspond to red vertices of H , hence the backbone $\mathcal{B} = (f_1, r_2, f_2, \dots, r_k, f_k)$ of $A(\mathcal{E})$ spans all the red faces of \mathcal{E} . This proves [Condition C1](#).

In the following, we prove that $r' = r_p$ and $r'' = r_1$ satisfy [Condition C2](#). By Case (i) of [Claim 1](#), we have that r_1 and r_p are leaves of $A(\mathcal{E})$. Further, by construction, r_p and b_1 are both incident to the face of \mathcal{E} that contains the part of the spine between them in Γ_G . Similarly, r_1 and b_m are both incident to the face of \mathcal{E} that contains the part of the spine between them in Γ_G . It remains to prove that r_1 is incident to f_1 ; the proof that r_p is incident to f_k is analogous.

Consider the red face f of \mathcal{E} that is incident to r_1 . By Property (a) of [Claim 2](#), the red vertices incident to f form a prefix of π_r . Further, by Case (i) of [Claim 1](#) and by Property (b) of [Claim 2](#), each of such red vertices, except possibly for the last one, has degree 1 in $A(\mathcal{E})$. It follows that f has at most one neighbor of degree larger than 1 in $A(\mathcal{E})$, hence $f \in \{f_1, f_k\}$. The proof that r_p is incident to one of f_1 and f_k is analogous, with the only difference that it exploits a suffix of π_r rather than a prefix. This implies that r_1 and r_p are incident to different faces, when $f_1 \neq f_k$.

(\Leftarrow) Given the planar embedding \mathcal{E} of H , suppose that $A(\mathcal{E})$ satisfies [Conditions C1](#) and [C2](#). In order to prove that $\langle G, \pi_b \rangle$ admits a B2BEFO Γ_G in which the planar embedding of H associated with Γ_G is \mathcal{E} , we show how to add edges to \mathcal{E} so to augment it to an embedded planar graph \mathcal{E}_R that contains a Hamiltonian cycle passing consecutively through the vertices in V_b , in the ordering π_b , and then passing consecutively through the vertices in V_r . Recall that, by [Condition C1](#), we have that $A(\mathcal{E})$ is a caterpillar whose backbone $\mathcal{B} = (f_1, v_2, f_2, \dots, v_k, f_k)$ spans all the red faces of \mathcal{E} .

First, we augment \mathcal{E} to the embedded planar graph \mathcal{E}^+ obtained by merging \mathcal{E} and $A(\mathcal{E})$. In order to do that, we insert each vertex f_i of \mathcal{B} into the corresponding face of \mathcal{E} ; further, we connect the vertex f_i with the red vertices incident to the face f_i by means of non-crossing arcs lying in the interior of the face.

Second, we show how to augment \mathcal{E}^+ by introducing the edges (b_1, r') and (b_m, r'') , in such a way that the resulting embedded graph (which we still denote by \mathcal{E}^+) is planar; in some cases, this requires redefining r' and r'' while ensuring that [Condition C2](#) still holds (refer to [Fig. 12](#)).

Suppose first that b_1 and r' are both incident to a face f of \mathcal{E} that is not red (see [Fig. 12a](#)). Since f is not red, no edge and no vertex of $A(\mathcal{E})$ has been added inside f during the merge of \mathcal{E} and $A(\mathcal{E})$; hence, f is also a face of \mathcal{E}^+ and we can embed the edge (b_1, r') inside f planarly. Analogously, if b_m and r'' are both incident to a face f of \mathcal{E} that is not red, then we can embed the edge (b_m, r'') inside f planarly.

Suppose next that b_1 and r' are both incident to a red face f of \mathcal{E} , and that b_m and r'' are both incident to a face different from f (see [Fig. 12b](#)). Note that r' is not incident to any other red face of \mathcal{E} , given that it is a leaf of $A(\mathcal{E})$, hence, by [Condition C2](#), we have $f = f_1$. The face f_1 has been split into at least two faces of \mathcal{E}^+ by the merge of \mathcal{E} and $A(\mathcal{E})$. Let f_1^Δ be any of those faces that is incident to b_1 . We redefine r' as any red vertex that is incident to f_1^Δ and that is a leaf of $A(\mathcal{E})$; such a vertex always exists, since there are two red vertices incident to f_1^Δ and at most one of them is not a leaf of $A(\mathcal{E})$, given that f_1 is an end-vertex of \mathcal{B} . We can now embed the edge (b_1, r') inside f_1^Δ . Analogously, if b_m and r'' are both incident to a red face f of \mathcal{E} , and b_1 and r' are both incident to a face different from f , then we have $f = f_k$ and the edge (b_m, r'') can be planarly embedded inside a face f_k^Δ that has been obtained from f_k by the merge of \mathcal{E} and $A(\mathcal{E})$, possibly after a redefinition of r'' .

The only situation that remains to discuss is the one in which b_1 and r' are both incident

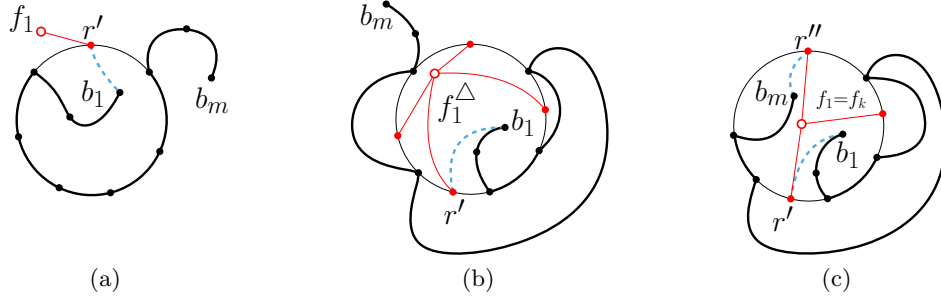


Figure 12: Illustration for the insertion of the edge (b_1, r') in \mathcal{E}^+ . (a) r' and b_1 share a face f that is not red; (b) r' and b_1 share a face f that is red, and b_m and r'' share a face different from f ; (c) b_1 , b_m , r' and r'' are all incident to the unique red face $f_1 = f_k$ of \mathcal{E} .

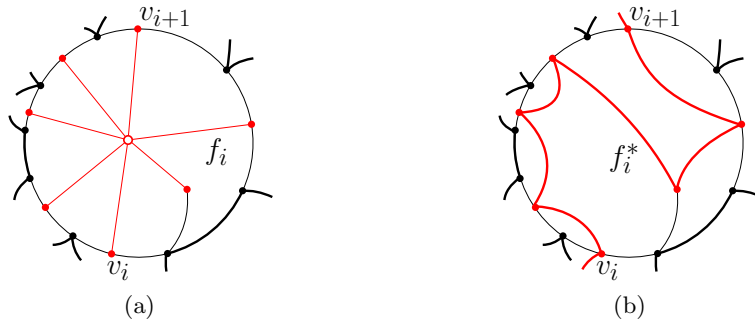


Figure 13: Illustration for the insertion of the path R in \mathcal{E}' . (a) A face f_i with the vertex f_i of $A(\mathcal{E})$ and its incident edges drawn inside the face. (b) The path R_i inserted inside f_i^* .

to a red face f of \mathcal{E} , and b_m and r'' are also incident to f . By [Condition C2](#), we have that r' and r'' are distinct vertices, hence f is red. It follows that $f = f_1 = f_k$ is the unique red face of \mathcal{E} , and b_1 , b_m , r' and r'' are all incident to it. If b_1 and b_m are respectively incident to distinct faces f_1^Δ and f_k^Δ of \mathcal{E}^+ obtained from f by the merge of \mathcal{E} and $A(\mathcal{E})$ (see [Fig. 12c](#)), then r' can be redefined as any red vertex incident to f_1^Δ and r'' can be redefined as any red vertex incident to f_k^Δ and different from r' ; this is indeed possible since there are two red vertices incident to f_k^Δ ; moreover, [Condition C2](#) still holds with the new choice of r' and r'' , since every red vertex of H is a leaf of $A(\mathcal{E})$ adjacent to $f_1 = f_k$. Now the edges (b_1, r') and (b_m, r'') can be planarly embedded inside f_1^Δ and f_k^Δ , respectively. Finally, b_1 and b_m cannot be incident to the same face f^Δ of \mathcal{E}^+ obtained from f by the merge of \mathcal{E} and $A(\mathcal{E})$. Indeed, if they were, the part of the boundary of f^Δ between them that does not contain the vertex $f_1 = f_k$ would be a path whose vertices are all black, hence it would be the entire black path P . However, this would imply that the boundary of f contains at least one edge between two red vertices, which is not possible.

Third, we remove from \mathcal{E}^+ each vertex f_i of $A(\mathcal{E})$ corresponding to a red face of \mathcal{E} and its incident edges; denote by \mathcal{E}' the resulting embedded planar graph. For each $i = 1, \dots, k$, we denote by f_i^* the face of \mathcal{E}' that used to contain the vertex f_i . Observe that f_i^* is delimited by the same walk as the face f_i of \mathcal{E} , with the possible exceptions of f_1^* and f_k^* ; indeed, f_1^* and f_k^* might be incident to the edges (b_1, r') and (b_m, r'') , respectively, which are not in \mathcal{E} . A key point is that, even if (b_1, r') is incident to f_1^* and/or (b_m, r'') is incident to f_k^* , all the red vertices of H adjacent to f_1 in $A(\mathcal{E})$ are incident to f_1^* and all the red vertices of H adjacent to f_k in $A(\mathcal{E})$ are incident to f_k^* ; in fact, the introduction of $A(\mathcal{E})$ on top of \mathcal{E} before introducing the edges (b_1, r') and (b_m, r'') served this purpose.

Fourth, we show how to add to \mathcal{E}' a path R from r' to r'' spanning all the red vertices of H , so that the resulting embedded graph \mathcal{E}_R is planar. The augmentation can be performed one

face f_i^* at a time; refer to Fig. 13. Let $v_1 = r'$ and let $v_{k+1} = r''$. For $i = 1, \dots, k$, we embed a path R_i inside f_i^* , so that R_i starts at v_i , touches every red vertex incident to f_i^* , and ends at v_{i+1} , and so that R_i does not cross itself. This can be done by first visiting all the internal red vertices incident to one of the two walks between v_i and v_{i+1} delimiting f_i^* and then visiting all the internal red vertices incident to the other walk. Let R be the union of the paths R_i , for $i = 1, \dots, k$. Since every red vertex is incident to at least one face f_i , and thus also to the face f_i^* (this is trivial if $2 \leq i \leq k-1$ and comes from the above argument if $i = 1$ or $i = k$), and since $A(\mathcal{E})$ is connected, we get that R is a connected graph spanning all the red vertices of H . Further, we have that R is a path. Namely, for each red vertex r of H , we have that r is either incident to exactly one face f_i^* or to two faces f_i^* and f_{i+1}^* . In the first case, r has degree exactly 2 in R_i (and, thus, in R) with the exception of r' and r'' , which have degree 1. In the second case, r has degree 1 in both R_i and R_{i+1} , and thus it has degree exactly 2 in R . Finally, R is embedded planarly in \mathcal{E} , since the faces f_i^* are disjoint from one another, except along their boundaries, and since each sub-path R_i does not cross itself.

Let \mathcal{C} be the cycle formed by the black path $P = (b_1, b_2, \dots, b_m)$, by the edge (b_m, r'') , by the path R , and by the edge (r', b_1) . We have that \mathcal{E}_R is an embedded planar graph whose underlying graph is $G \cup E(\mathcal{C})$. Further, \mathcal{C} traverses all the vertices in V_r consecutively and all the vertices in V_b consecutively in the ordering π_b ; interpreting \mathcal{C} as the spine of a book embedding proves that $\langle G, \pi_b \rangle$ admits a B2BEFO. \square

In the following we call *good* an embedding of H satisfying the characterization of Lemma 9.

Lemma 10. *Given a good embedding of the black saturation H of an instance $\langle G, \pi_b \rangle$ of the BIPARTITE 2-PAGE BOOK EMBEDDING WITH FIXED ORDER problem, it is possible to construct in $O(|G|)$ time a B2BEFO of $\langle G, \pi_b \rangle$.*

Proof. The proof of sufficiency for the characterization in Lemma 9 is constructive and can be refined into an $O(|G|)$ -time algorithm. Namely, given a good embedding \mathcal{E} of H , the caterpillar $A(\mathcal{E})$ can be constructed and embedded into \mathcal{E} in $O(|H|) \subseteq O(|G|)$ time by traversing the boundary of each face of \mathcal{E} , while counting the number of encountered red vertices; this results in an embedded graph \mathcal{E}^+ . The insertion of the edge (b_1, r') into \mathcal{E}^+ can clearly be done in time linear in the number of vertices of the face b_1 and r' share, and likewise for the insertion of the edge (b_m, r'') into \mathcal{E}^+ . The removal of the edges of $A(\mathcal{E})$ and of the vertices of $A(\mathcal{E})$ corresponding to red faces of \mathcal{E} is also easily done in linear time; this results in an embedded graph \mathcal{E}' . Furthermore, the insertion of the path R into \mathcal{E}' only requires to traverse the boundary of each face f_i^* in order to define the path R_i , hence it can be performed in total linear time; this results in an embedded graph \mathcal{E}_R . Finally, a B2BEFO Γ_G of $\langle G, \pi_b \rangle$ can be directly recovered from \mathcal{E}_R . Namely, the order of the vertices along the spine of Γ_G coincides with the order in which such vertices occur along the Hamiltonian cycle $\mathcal{C} = P \cup (b_m, r'') \cup R \cup (b_1, r')$ of \mathcal{E}_R , where P is the black path of H . Further, the page assignment for the edges incident to each vertex can be derived from the clockwise order of the edges incident to the vertex in \mathcal{E}_R . \square

5 Simply-Connected Graphs

The goal of this section is to prove that the black saturation H of an instance $\langle G, \pi_b \rangle$ of B2BEFO can be assumed to be “almost” biconnected; this greatly simplifies the search for a good embedding of H . Namely, although it is not always true that H admits a good embedding if and only if its biconnected components admit good embeddings (with respect to the sub-instance of $\langle G, \pi_b \rangle$ they represent), we will prove that the existence of a good embedding of H is equivalent to the existence of a good embedding for each biconnected component of H augmented with some edges, called *rb-trivial components*. In the following we make this argument precise.

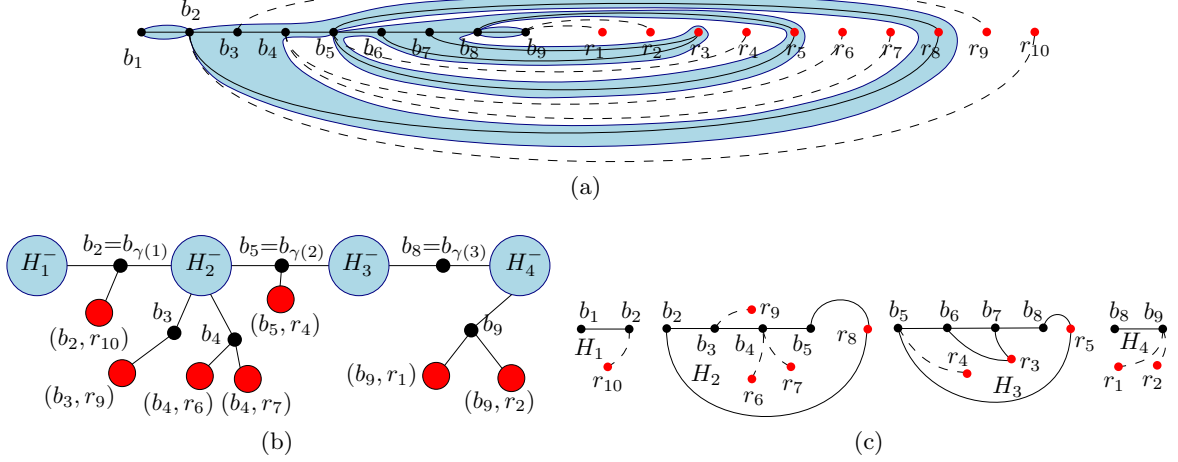


Figure 14: (a) A planar embedding of H associated with a B2BEFO of $\langle G, \pi_b \rangle$. The blue regions enclose the non- rb -trivial components of H , while the dashed lines represent the rb -trivial components of H . (b) The block-cut-vertex tree T of H . Blue, red, and black disks represent non- rb -trivial components, rb -trivial components, and cut-vertices of H , respectively. (c) The rb -augmented components of H .

The *block-cut-vertex tree* T of a connected graph G [27, 31] is the tree whose nodes are the blocks and the cut-vertices of G ; a block is adjacent in T to all the cut-vertices it contains.

By Assumption A1, we have that H is connected. Consider the blocks of H (see Fig. 14a). Let h_1, \dots, h_p be the *rb -trivial* components, i.e., the blocks consisting of a single edge between a red and a black vertex, and let H_1^-, \dots, H_q^- be the other *non- rb -trivial* blocks. Recall that $P = (b_1, \dots, b_m)$. We present the following structural results (see Fig. 14b).

Observation 2. *Every cut-vertex of H is a black vertex.*

Proof. The observation descends from the fact that the black vertices induce a connected subgraph of H , namely the black path P . \square

Lemma 11. *The block-cut-vertex tree T of H consists of:*

- a path $Q = (H_1^-, b_{\gamma(1)}, H_2^-, b_{\gamma(2)}, \dots, H_{q-1}^-, b_{\gamma(q-1)}, H_q^-)$, where $1 < \gamma(1) < \gamma(2) < \dots < \gamma(q-1) < m$, that contains all the non- rb -trivial components H_j^- of H and no rb -trivial component of H ; in particular:
 - H_1^- contains the subpath of P between b_1 and $b_{\gamma(1)}$;
 - for $j = 2, \dots, q-1$, H_j^- contains the subpath of P between $b_{\gamma(j-1)}$ and $b_{\gamma(j)}$; and
 - H_q^- contains the subpath of P between $b_{\gamma(q-1)}$ and b_m ;
- a set of leaves representing the rb -trivial components h_1, \dots, h_p ; for each rb -trivial component $h_x = (b_i, r_h)$, the black vertex b_i either belongs to a single non- rb -trivial component H_j^- (and then T contains a node b_i adjacent to H_j^- and the leaf representing h_x is adjacent to b_i), or belongs to two non- rb -trivial components H_j^- and H_{j+1}^- (and then the leaf representing h_x in T is adjacent to $b_i = b_{\gamma(j)}$).

Proof. First note that, if H is biconnected, then its block-cut-vertex tree T consists of a single node, and the statement follows. Assume hence that H is not biconnected.

Let b_i and b_h , with $i < h$, be any two black vertices of H that belong to the same non- rb -trivial component H_j^- . Suppose, for a contradiction, that some vertices among $b_{i+1}, b_{i+2}, \dots, b_{h-1}$ do

not belong to H_j^- . Consider the subpath $P_{i,h}$ of the black path P between b_i and b_h . Then the subgraph of H composed of H_j^- and of the vertices and edges of $P_{i,h}$ that are not in H_j^- is biconnected. However, this contradicts the fact that H_j^- is a maximal biconnected subgraph of H and proves that all the vertices $b_{i+1}, b_{i+2}, \dots, b_{h-1}$ also belong to H_j^- .

It follows that there exist subpaths P_1, \dots, P_q of P such that:

- (i) the path P_1 is the subpath of P between b_1 and a vertex $b_{\gamma(1)}$ with $\gamma(1) > 1$;
- (ii) for $j = 2, \dots, q-1$, the path P_j is the subpath of P between $b_{\gamma(j-1)}$ and a vertex $b_{\gamma(j)}$ with $\gamma(j) > \gamma(j-1)$;
- (iii) the path P_q is the subpath of P between $b_{\gamma(q-1)}$ and b_m , where $m > \gamma(q-1)$;
- (iv) for $j = 1, \dots, q$, the path P_j belongs to a non- rb -trivial component H_j^- of H ; and
- (v) for any two distinct indices i and j in $\{1, \dots, q\}$, the non- rb -trivial components H_i^- and H_j^- are distinct.

Note that, for $j = 1, \dots, q-1$, the vertex $b_{\gamma(j)}$ is shared by H_j^- and H_{j+1}^- , hence it is a cut-vertex. This implies that T contains a path $Q = (H_1^-, b_{\gamma(1)}, H_2^-, b_{\gamma(2)}, \dots, H_{q-1}^-, b_{\gamma(q-1)}, H_q^-)$ such that all the components H_j^- of H are non- rb -trivial.

Consider any block h_x of H that is not among $H_1^-, H_2^-, \dots, H_q^-$. We prove that h_x contains exactly one black vertex. Suppose, for a contradiction, that h_x contains (at least) two black vertices b_i and b_l ; assume, w.l.o.g. that $i \leq l$. If b_i and b_l both belong to the same non- rb -trivial component H_j^- , then the subgraph of H composed of h_x and H_j^- is biconnected, contradicting the fact that H_j^- is a maximal biconnected subgraph of H . Otherwise, let j be the largest index such that b_i belongs to H_j^- and let k be the smallest index such that b_l belongs to H_k^- ; note that $j < k$ given that $i < l$ and given that b_i and b_l do not belong to the same non- rb -trivial component of H . Then the subgraph of H composed of h_x and of $H_j^-, H_{j+1}^-, \dots, H_k^-$ is biconnected, contradicting the fact that H_j^- is a maximal biconnected subgraph of H . This proves that h_x contains exactly one black vertex b_i ; since H contains no edge between red vertices, it follows that h_x is an edge (b_i, r_h) , where r_h is a red vertex, i.e., h_x is an rb -trivial component. This implies that Q contains all the non- rb -trivial components of H . Further, by [Observation 2](#), we have that r_h is not a cut-vertex of H , and hence b_i is. Finally, we have that b_i belongs either to a single non- rb -trivial component H_j^- or to two non- rb -trivial components H_j^- and H_{j+1}^- of H ; in the former case, T contains a node b_i adjacent to H_j^- and the leaf representing h_x is adjacent to b_i , while in the latter case the leaf representing h_x in T is adjacent to $b_i = b_{\gamma(j)}$. This concludes the proof. \square

Before proceeding to the decomposition of H into its ‘‘almost’’ biconnected components, we prove that the following simplification on the structure of H can be assumed.

Lemma 12. *For each black vertex b_i of G , let n_i be the number of incident rb -trivial components; further, if $n_i > 0$, let $(b_i, r_{\lambda_i(1)}), \dots, (b_i, r_{\lambda_i(n_i)})$ be the rb -trivial components incident to b_i . Let G' be the graph obtained from G by removing the red vertices $r_{\lambda_i(2)}, \dots, r_{\lambda_i(n_i)}$ together with their incident edges. Then $\langle G, \pi_b \rangle$ and $\langle G', \pi_b \rangle$ are equivalent instances of B2BEFO. Moreover, given a B2BEFO of $\langle G', \pi_b \rangle$, a B2BEFO of $\langle G, \pi_b \rangle$ can be computed in $O(|G|)$ time.*

Proof. From a B2BEFO of $\langle G, \pi_b \rangle$, a B2BEFO of $\langle G', \pi_b \rangle$ is obtained by removing, for each black vertex b_i of G with $n_i > 1$, the red vertices $r_{\lambda_i(2)}, \dots, r_{\lambda_i(n_i)}$ together with their incident edges. Conversely, from a B2BEFO of $\langle G', \pi_b \rangle$, a B2BEFO of $\langle G, \pi_b \rangle$ is obtained by placing, for each black vertex b_i of G with $n_i > 1$, the red vertices $r_{\lambda_i(2)}, \dots, r_{\lambda_i(n_i)}$ immediately to the right

of $r_{\lambda_i(1)}$ and by drawing the edges $(b_i, r_{\lambda_i(2)}), \dots, (b_i, r_{\lambda_i(n_i)})$ on the same page as $(b_i, r_{\lambda_i(1)})$; this can easily be done in $O(|G|)$ time. \square

In view of Lemma 12, in the rest of the paper we assume that each black vertex of H has at most one incident rb -trivial component.

By Lemma 11, the black vertex b_i of each rb -trivial component $h_x = (b_i, r_h)$ either belongs to a single non- rb -trivial component H_j^- , or belongs to two non- rb -trivial components H_j^- and H_{j+1}^- . In the former case, we assign h_x to H_j^- , while in the latter case we arbitrarily assign h_x to H_j^- or H_{j+1}^- . For $j = 1, \dots, q$, denote by H_j the subgraph of H which consists of H_j^- and of the rb -trivial components of H that have been assigned to H_j^- . We call *rb -augmented components* of H the subgraphs H_1, H_2, \dots, H_q (refer to Fig. 14c). For $j = 1, \dots, q$, let G_j be the subgraph of G induced by the vertices in H_j (that is, G_j is the graph obtained from H_j by removing the edges that belong to the black path P). Finally, for $j = 1, \dots, q$, let π_b^j be the restriction of π_b to the black vertices in G_j (that is, $\pi_b^1 = \langle b_1, \dots, b_{\gamma(1)} \rangle$, $\pi_b^j = \langle b_{\gamma(j-1)}, \dots, b_{\gamma(j)} \rangle$ for each $j = 2, \dots, q-1$, and $\pi_b^q = \langle b_{\gamma(q-1)}, \dots, b_m \rangle$). We have the following.

Lemma 13. *$\langle G, \pi_b \rangle$ is a positive instance of B2BEFO if and only if $\langle G_j, \pi_b^j \rangle$ is a positive instance of B2BEFO, for every $j = 1, \dots, q$.*

Proof. One direction is trivial. Namely, if $\langle G, \pi_b \rangle$ admits a B2BEFO Γ_G , then, for every $j = 1, \dots, q$, the restriction of Γ_G to the vertices and edges of G_j is a B2BEFO of $\langle G_j, \pi_b^j \rangle$.

Next, assume that $\langle G_j, \pi_b^j \rangle$ admits a B2BEFO Γ_{G_j} , for every $j = 1, \dots, q$; denote by π_r^j the order of the red vertices in Γ_{G_j} . We construct a B2BEFO Γ_G of $\langle G, \pi_b \rangle$ as follows.

First, the ordering of the vertices along the spine of Γ_G is $\langle \pi_b^1, \pi_b^2, \dots, \pi_b^q, \pi_r^q, \pi_r^{q-1}, \dots, \pi_r^1 \rangle$. This ordering is well-defined once the last vertex of π_b^j is identified with the first vertex of π_b^{j+1} , for $j = 1, \dots, q-1$. Indeed, any two graphs G_j and G_k with $k > j$ share vertices if and only if $k = j+1$; moreover, if $k = j+1$ then the only vertex shared by G_j and G_{j+1} is $b_{\gamma(j)}$, which is the last element of π_b^j and the first element of π_b^{j+1} , by construction.

Second, an edge of G is assigned to the first (second) page of Γ_G if and only if it is assigned to the first (second) page of the book embedding Γ_{G_j} of the graph G_j it belongs to. This assignment is well-defined, since each edge of G belongs to one of the graphs G_1, G_2, \dots, G_q .

By Lemma 11 and by construction, the ordering $\langle \pi_b^1, \pi_b^2, \dots, \pi_b^q \rangle$ coincides with π_b . Hence, we only need to prove that no two edges e and e' in the same page of Γ_G cross; we assume that e and e' do not share end-vertices, as otherwise they do not cross. If e and e' belong to the same graph G_j , then they do not cross in Γ_G as they do not cross in Γ_{G_j} . Suppose next that e belongs to a graph G_j , while e' belongs to a graph G_k with $k > j$. By construction, the order of the end-vertices of e and e' along the spine is: the black end-vertex of e first, then the black end-vertex of e' , then the red end-vertex of e' , and finally the red end-vertex of e ; hence, e and e' do not cross. This concludes the proof of the lemma. \square

We obtain the following.

Corollary 5. *The black saturation H admits a good embedding if and only if the black saturation H_j of $\langle G_j, \pi_b^j \rangle$ admits a good embedding, for every $j = 1, \dots, q$. Further, a good embedding of H can be constructed in $O(|H|)$ time from good embeddings of H_1, \dots, H_q .*

Proof. By Lemma 9, we have that H admits a good embedding if and only if $\langle G, \pi_b \rangle$ is a positive instance of B2BEFO, and we have that H_j admits a good embedding if and only if $\langle G_j, \pi_b^j \rangle$ is a positive instance of B2BEFO, for $j = 1, \dots, q$. By Lemma 13, we have that $\langle G, \pi_b \rangle$ is a positive instance of B2BEFO if and only if $\langle G_j, \pi_b^j \rangle$ is a positive instance of B2BEFO, for $j = 1, \dots, q$. The first part of the statement follows.

By Lemma 10, for $j = 1, \dots, q$, a B2BEFO Γ_j of $\langle G_j, \pi_b^j \rangle$ can be constructed in $O(|G_j|)$ time, and hence in $O(|G|)$ time over all the rb -augmented components H_1, \dots, H_q . The algorithm

described in the proof of sufficiency of [Lemma 13](#) constructs a B2BEFO Γ of $\langle G, \pi_b \rangle$ starting from the B2BEFO $\Gamma_1, \dots, \Gamma_q$ of H_1, \dots, H_q in $O(|G|)$ time.

By [Lemma 12](#), we can insert in Γ in total $O(|G|)$ time all the rb -trivial components that have been possibly removed from H because of the existence of other rb -trivial components incident to the same black vertices, while maintaining Γ a B2BEFO.

Finally, we can draw in $O(|G|)$ time the edges of the black path P along the spine of Γ . This results in a planar embedding of H which is good, as it is the one associated with Γ . The second part of the statement follows by observing that $O(|G|) \subseteq O(|H|)$. \square

6 Properties and Classification of rb -augmented Components

We now provide a linear-time algorithm that decides whether an rb -augmented component H admits a good embedding and, in case it does, constructs one such embedding. This, together with [Lemmas 10](#) and [13](#), results in a linear-time testing and embedding algorithm for the BIPARTITE 2-PAGE BOOK EMBEDDING WITH FIXED ORDER problem.

Let H^- be the biconnected graph obtained from H by removing the degree-1 vertices (and their incident rb -trivial components). Observe that all these degree-1 vertices are red, which implies that H and H^- contain the same set of black vertices. The algorithm is based on a bottom-up traversal of the SPQR-tree \mathcal{T} of H^- , rooted at the Q-node ρ corresponding to the first edge (b_1, b_2) of P .

Consider a node $\mu \in \mathcal{T}$ different from ρ . Observe that the poles of μ are a split pair not only in H^- , but also in H . We will denote by H_μ^- the pertinent graph of μ , and by H_μ the subgraph of H obtained from H_μ^- by adding each degree-1 vertex of H that is adjacent to a vertex of H_μ^- . Again, observe that H_μ and H_μ^- contain the same set of black vertices. Thus, when clear from the context, we refer also to H_μ as the pertinent graph of μ . Finally, we denote by \overline{H}_μ (by \overline{H}_μ^-) the subgraph of H (of H^-) induced by the edges not in H_μ (not in H_μ^-).

In the following subsections, we provide several concepts and tools.

In [Section 6.1](#), we present a classification of the nodes $\mu \in \mathcal{T}$ into six *node types*, based on the possible interactions between the black path P and the graph H_μ ; refer to [Fig. 15](#). Namely, H_μ can either be “touched once” by P , when P shares with H_μ only one of the poles of μ and no edges, or be “entered” by P , when P traverses just one of the poles of μ and ends in the interior of H_μ , or be “touched twice” by P , when P shares with H_μ both the poles of μ and no edges, or be “traversed” by P , when P enters from a pole of μ , exists from the other pole, and shares at least one edge with H_μ , or be “bi-entered” by P , when P enters from a pole of μ , touches the other pole, and ends in the interior of H_μ , or be “touched twice and entered” by P , when P touches a pole of μ but contains no edge incident to it, enters from the other pole of μ , and ends in the interior of H_μ .

In [Section 6.2](#), we present structural properties of the nodes of \mathcal{T} based on their type, and study the possible types and arrangements of the nodes having the same parent.

In [Section 6.3](#), we define the concept of *neat* embedding, which is a good embedding with additional properties. Informally, a good embedding is neat if each rb -trivial component lies in a face that corresponds to a face of the embedding of the skeleton of the proper allocation node of its black vertex (see [Definition 2](#)). Neat embeddings have three important properties: 1. They are good. 2. They are not restrictive, in the sense that if an rb -augmented component admits a good embedding, then it also admits a neat embedding. 3. They decrease the degrees of freedom when embedding rb -trivial components incident to the poles of a node of \mathcal{T} .

In [Section 6.4](#), we classify the embeddings of H_μ that occur in a neat embedding \mathcal{E} of H . Preliminarily, we introduce two important concepts: (i) the *extensibility* of an embedding and (ii) the *auxiliary graph* of the embedding of a pertinent graph. Let μ be a node of \mathcal{T} . An embedding \mathcal{E} of H *extends* an embedding \mathcal{E}_μ of H_μ if the restriction of \mathcal{E}_μ to H_μ yields \mathcal{E}_μ . An

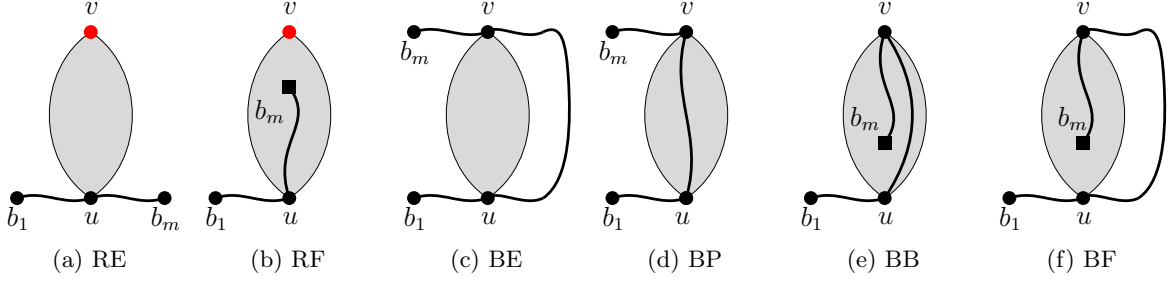


Figure 15: Taxonomy of the nodes in the SPQR-tree of H^- based on the position of the black path.

embedding \mathcal{E}_μ of H_μ is *extensible* if there is a neat embedding of H that extends \mathcal{E}_μ . Finally, the auxiliary graph $A(\mathcal{E}_\mu)$ is “essentially” the restriction of the auxiliary graph $A(\mathcal{E})$ to an embedding \mathcal{E}_μ of H_μ . After these preliminary definitions, for each of the six node types introduced in Section 6.1, we classify the extensible embeddings of H_μ into a constant number of equivalence classes, called *embedding types*, based on several features of $A(\mathcal{E}_\mu)$. The three major features are the number of caterpillars of $A(\mathcal{E}_\mu)$, the number of outer faces of \mathcal{E}_μ that belong to $A(\mathcal{E}_\mu)$, and the existence of at least one internal face of \mathcal{E}_μ in $A(\mathcal{E}_\mu)$.

Finally, in Section 6.5, we first define as *relevant* the embeddings of H_μ whose types are those determined in Section 6.4, and we argue that all the extensible embeddings are relevant. This proves that our classification of the embedding types is complete. The second part of the subsection is devoted to study the relationship between the type of the embedding of the pertinent graph of a node and the type of the embeddings of the pertinent graphs of its children.

We start by showing that restricting a relevant embedding of H_μ to H_λ , where λ is any child of μ , yields again a relevant embedding. Then, we show a result that is fundamental for our algorithmic approach. Let t be the type of a relevant embedding \mathcal{E}_μ of H_μ and let \mathcal{E}_λ be the embedding of H_λ determined by \mathcal{E}_μ . Replace H_λ in \mathcal{E}_μ with an embedded graph D , possibly $D \neq H_\lambda$, whose type and “flip” are the same of \mathcal{E}_λ . Let \mathcal{E}_μ^* be the embedding of the resulting embedded graph. We prove that \mathcal{E}_μ^* has type t . In order to prove this result, we introduce the key concepts of *replacement graph* and *embedding-replacement*. From an algorithmic perspective, this opens the possibility of replacing the embedding of an arbitrarily large subgraph with an embedding of a constant-size graph of the same type without altering the fact that the a given instance is positive or negative.

6.1 Node Classification

We subdivide the nodes of \mathcal{T} into six classes. The first parameter for the classification is the color of the two poles of the node. In this respect, we observe the following.

Lemma 14. *There is no node in \mathcal{T} whose poles are both red.*

Proof. Suppose, for a contradiction, that there exists a node $\mu \in \mathcal{T}$ with two red poles. Since H contains no edge between two red vertices, there is at least a black vertex in H_μ and at least a black vertex in \overline{H}_μ . However, this contradicts the fact that the graph induced by the black vertices is a path, since any path in H between these two black vertices contains one of the two poles of μ , which are both red. \square

Let u, v be the poles of μ . By Lemma 14, we can assume that u is black. We distinguish two cases, based on the color of v .

Suppose that v is red. We distinguish two subcases, based on whether the subpaths of P that are separated by u belong to H_μ or not. In particular, let $u = b_i$, with $1 \leq i \leq m$. We consider

the two subpaths $P_u = (b_1, \dots, b_i)$ and $Q_u = (b_i, \dots, b_m)$ of P . Observe that, due to the choice of the root of \mathcal{T} , the first edge (b_1, b_2) of P belongs to \overline{H}_μ , and thus P_u entirely belongs to \overline{H}_μ . If Q_u belongs to \overline{H}_μ , as in Fig. 15a, then we say that μ is of **type RE**, where **R** stands for *red*, meaning that v is red, and **E** stands for *empty*, meaning that μ does not contain any non-pole black vertex. If Q_u belongs to H_μ , as in Fig. 15b, then μ is of **type RF**, where **F** stands for *finishing*, meaning that P ends in H_μ .

Suppose now that v is black. We distinguish four subcases, based on whether the subpaths of P that are separated by u and v belong to H_μ or not. In particular, let $u = b_i$ and $v = b_j$, with $1 \leq i, j \leq m$; assume without loss of generality that $i < j$. Then u and v split P into three subpaths (possibly composed of single vertices) $P_u = (b_1, \dots, b_i)$, $P_{uv} = (b_i, \dots, b_j)$, and $P_v = (b_j, \dots, b_m)$, each of which entirely belongs to either H_μ or to \overline{H}_μ . As in the previous case, P_u entirely belongs to \overline{H}_μ , due to the choice of the root of \mathcal{T} . On the other hand, P_{uv} and P_v can independently belong to either H_μ or \overline{H}_μ , which defines the four subcases.

If both P_{uv} and P_v belong to \overline{H}_μ , as in Fig. 15c, then μ is of **type BE**, where **B** stands for *black*, meaning that v is black, and **E** stands for *empty*. If P_{uv} belongs to H_μ and P_v belongs to \overline{H}_μ , as in Fig. 15d, then μ is of **type BP**, where **P** stands for *passing*, meaning that P passes through H_μ from pole to pole. If both P_{uv} and P_v belong to H_μ , as in Fig. 15e, then μ is of **type BB**, where the second **B** stands for *both*. Finally, if P_{uv} belongs to \overline{H}_μ and P_v belongs to H_μ , as in Fig. 15f, then μ is of **type BF**, where **F** stands for *finishing*.

6.2 Properties of the nodes of \mathcal{T}

We start with a simple lemma concerning the structure of type \odot -RE nodes.

Lemma 15. *Suppose that μ is of type \odot -RE. Then, H_μ^- consists of an edge between the poles of μ , and H_μ consists of a star centered at u with at most two leaves, which are red.*

Proof. The first part of the statement follows from the observations that the red pole v of μ is only connected to black vertices in H , and that the only black vertex in H_μ is the pole u , by definition of **type RE**. The second part of the statement then follows from the fact that the edge incident to u other than (u, v) , if any, is an *rb*-trivial component of H . \square

In the following, we discuss how nodes of different types can appear in the SPQR-tree \mathcal{T} of H^- . We start with a lemma that is a consequence of the fact that \mathcal{T} is rooted at the Q-node ρ corresponding to the first edge (b_1, b_2) of P .

Lemma 16. *Let $\mu \neq \rho$ be a node of \mathcal{T} such that $b_1 \in H_\mu$. Then, b_1 is a pole of μ . Also, μ is of type either \odot -BE, or \odot -BF, or \odot -RE. Finally, if μ is adjacent to ρ , then μ is of type \odot -BF.*

Proof. Since $b_1 \in H_\mu$ and since (b_1, b_2) is an edge of \overline{H}_μ , due to the rooting of \mathcal{T} , we have that b_1 is a pole of μ ; in particular, $b_1 = u$, by definition. The fact that μ is of type neither \odot -RF, nor \odot -BP, nor \odot -BB descends from the fact that in any of these types, the pole u has one black neighbor in H_μ , while the only black neighbor of b_1 is b_2 , and (b_1, b_2) is an edge of \overline{H}_μ .

Suppose that μ is adjacent to ρ . Thus, the poles of μ are b_1 and b_2 , and hence μ is of type either \odot -BE or \odot -BF. However, if μ is of type \odot -BE, then H does not contain black vertices other than b_1 and b_2 . This contradicts Assumption (A2) and proves the statement. \square

Next, we describe some properties of the skeletons of the nodes of \mathcal{T} . Consider any node $\mu \neq \rho$ of \mathcal{T} . In order to simplify the discussion, we extend the notion of *type* to the virtual edges of $sk(\mu)$. Namely, any virtual edge e in $sk(\mu)$ corresponds to a child ν of μ ; then, the type of e is the type of ν . We have the following.

Lemma 17. *There is at most one virtual edge of $sk(\mu)$ that is of type \odot -RF, \odot -BF, or \odot -BB.*

Proof. The statement follows from the fact that each virtual edge of type \odot -RF, \ominus -BF, or \odot -BB, contains b_m as a non-pole vertex, by definition. \square

Lemma 18. *All the virtual edges of type \odot -BP or \odot -BB form a path in $sk(\mu)$ that: (i) starts at a pole of μ ; (ii) ends at a vertex y of $sk(\mu)$; and (iii) contains all the black vertices of $sk(\mu)$, except, possibly, for the other pole of μ .*

Proof. Consider the subgraph $sk_b(\mu)$ of $sk(\mu)$ composed of the black vertices and of the type \odot -BP or \odot -BB virtual edges of $sk(\mu)$. First, we have that every vertex of $sk_b(\mu)$ has degree at most 2; indeed, a vertex of $sk_b(\mu)$ with three incident edges is a vertex of H with at least three black neighbors, which is not possible. Second, we have that $sk_b(\mu)$ contains no cycle, as such a cycle would correspond to a cycle of black vertices in H , which is not possible. It follows that $sk_b(\mu)$ is a set of paths. Finally, if $sk_b(\mu)$ has at least two connected components both of which are different from a single pole of μ , then H_μ would contain as non-pole vertices both the end-vertices b_1 and b_m of the black path P , which is impossible because of the rooting of \mathcal{T} . \square

6.3 Neat Embeddings

We start with the following definition.

Definition 2. *A good embedding \mathcal{E} of H is neat if, for every rb -trivial component (r, b) with b in H^- , it satisfies the following property: Let μ be the proper allocation node of b in \mathcal{T} ; then, the face of \mathcal{E} vertex r is incident to corresponds to a face of the embedding of $sk(\mu)$ determined by \mathcal{E} .*

We show in [Lemma 19](#) that H admits a good embedding if and only if it admits a neat embedding. Thus, in the remainder of the section, we will focus our attention on neat embeddings.

Lemma 19. *The graph H admits a good embedding if and only if it admits a neat embedding.*

Proof. The necessity is trivial. In the following, we prove the sufficiency. Let \mathcal{E}^* be a good embedding of H . Suppose that there exists (otherwise, there is nothing to prove) an rb -trivial component (r, b) , with b in H^- , such that the face f_r of \mathcal{E}^* vertex r is incident to does not correspond to any face of the embedding of $sk(\mu)$ determined by \mathcal{E}^* , where μ is the proper allocation node of b in \mathcal{T} . This implies that f_r is an internal face of the embedding \mathcal{E}_e of H_e determined by \mathcal{E}^* , where $e = (u_e = b, v_e)$ is a virtual edge of $sk(\mu)$ incident to b .

We show how to obtain a good embedding \mathcal{E}' of H in which the vertex r is incident to a face of \mathcal{E}' that corresponds to a face of the embedding of $sk(\mu)$ determined by \mathcal{E}' . We obtain \mathcal{E}' from \mathcal{E}^* , by placing r inside a different face, while maintaining the rest of \mathcal{E}^* unchanged (except, possibly, for the routing of a single edge belonging to H_e). First, we show **(i)** that removing r and (b, r) from f_r yields a good embedding \mathcal{E}° of the resulting instance; see, e.g., [Figs. 16a](#) and [16b](#). Second, we show **(ii)** how to reinsert r and (b, r) into \mathcal{E}° to obtain \mathcal{E}' , after possibly rerouting a single edge belonging to H_e ; see, e.g., [Fig. 16c](#).

Consider the auxiliary graph $A(\mathcal{E}^*)$ of \mathcal{E}^* . By [Lemma 9](#), we have that $A(\mathcal{E}^*)$ is a caterpillar whose backbone $\mathcal{B} = (f_1, v_2, f_2, \dots, v_k, f_k)$ spans all the red faces of \mathcal{E}^* . Furthermore, there exist two distinct red vertices r' and r'' that are leaves of $A(\mathcal{E}^*)$, whose neighbors in $A(\mathcal{E}^*)$ are f_1 and f_k , respectively, and such that r' and b_1 are incident to the same face of \mathcal{E}^* , and r'' and b_m are incident to the same face of \mathcal{E}^* .

We prove **(i)**. Since $A(\mathcal{E}^*)$ is connected and since r is only incident to f_r , we have that f_r is red and that r is a leaf of $A(\mathcal{E}^*)$ adjacent to f_r . Therefore, $A(\mathcal{E}^*)$ remains a caterpillar after the removal of r . Suppose first that f_r remains red after the removal of r ; refer to [Figs. 16a](#) and [16b](#). Then $A(\mathcal{E}^\circ)$ coincides with $A(\mathcal{E}^*) \setminus r$, which implies that [Condition 1](#) of [Lemma 9](#) is satisfied. If $r \notin \{r', r''\}$, then $A(\mathcal{E}^\circ)$ satisfies [Condition 2](#) of [Lemma 9](#). If $r = r''$ (the case in which $r = r'$ is analogous), then f_r is an end-vertex of $A(\mathcal{E}^\circ)$ and, since r is only incident to f_r , it holds that

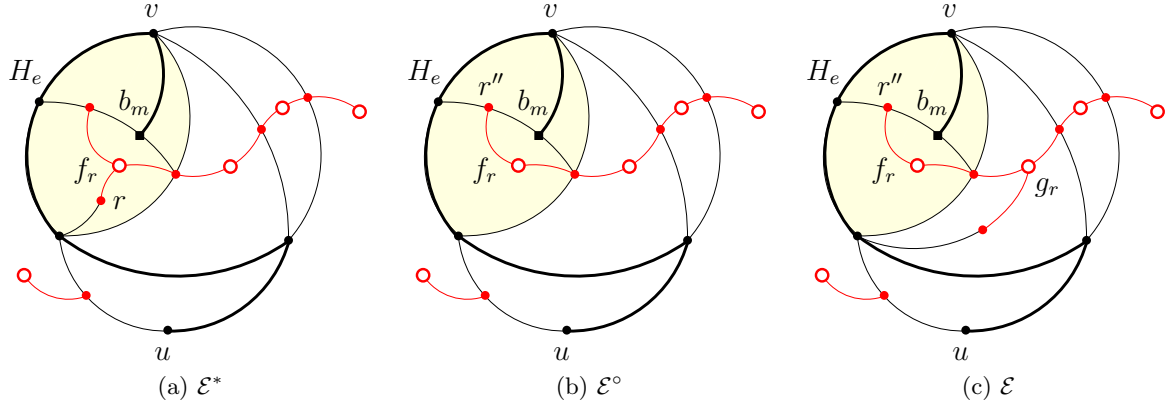


Figure 16: Illustration for the proof of Lemma 19 when f_r is also red in \mathcal{E}° after the removal of r .

b_m is incident to f_r . Observe that, since f_r remains red after the removal of r , there exist at least two other red vertices different from r incident to f_r ; further, all but at most one of such vertices are leaves of $A(\mathcal{E}^\circ)$ (note that, if the backbone of $A(\mathcal{E}^\circ)$ is not the single vertex f_r , then the neighbor of f_r in the backbone of $A(\mathcal{E}^\circ)$ is the only red vertex incident to f_r that is not a leaf of $A(\mathcal{E}^\circ)$). Therefore, at least one red vertex different from r and incident to f_r is a leaf of $A(\mathcal{E}^\circ)$; further, such a leaf shares the face f_r with b_m , given that b_m is incident to f_r , and thus it can be selected to play the role of r'' to satisfy Condition 2 of Lemma 9. If f_r is not red after the removal of r ; refer to Figs. 17a and 17b. Then there exists exactly one red vertex r° different from r incident to f_r . Since r is a leaf of $A(\mathcal{E}^*)$, we have that f_r is an end-vertex of the backbone of $A(\mathcal{E}^*)$, that $r \in \{r', r''\}$, say $r = r''$, and that b_m is incident to f_r . Thus, we have that $A(\mathcal{E}^\circ)$ coincides with $A(\mathcal{E}^*) \setminus \{f_r, r\}$, and that it is a caterpillar, which satisfies Condition 1 of Lemma 9. Further, the other neighbor of r° in $A(\mathcal{E}^*)$ is an end-vertex of the backbone of $A(\mathcal{E}^\circ)$. Therefore, setting $r'' = r^\circ$ satisfies Condition 2 of Lemma 9.

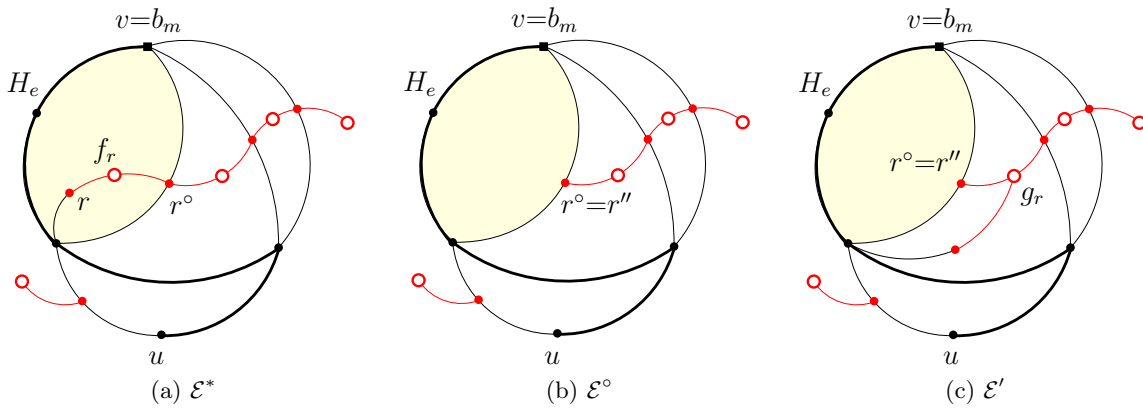


Figure 17: Illustration for the proof of Lemma 19 when f_r is not red in \mathcal{E}° after the removal of r .

We prove (ii). Since r is only incident to f_r in \mathcal{E}^* , we have that each face of \mathcal{E}^* different from f_r is also a face of \mathcal{E}° ; in particular, each red face of \mathcal{E}^* different from f_r is also a red face of \mathcal{E}° . Consider $\ell(\mathcal{E}_e)$ and $r(\mathcal{E}_e)$, and let g_ℓ and g_r be the two faces of \mathcal{E}^* corresponding to $\ell(\mathcal{E}_e)$ and $r(\mathcal{E}_e)$, respectively. First, if one of g_ℓ and g_r is red in \mathcal{E}^* (and, thus, in \mathcal{E}° , given that $f_r \neq g_\ell, g_r$), placing r and (b, r) inside such a face yields a good embedding of H ; refer to Figs. 16c and 17c. Thus, in the following we will assume that none of g_ℓ and g_r is red.

To continue the proof, we distinguish several cases based on the structure of $A(\mathcal{E}^*)$.

Suppose first that $H \setminus H_e$ contains no red vertex. We distinguish two cases based on

whether $b_1 \in H_e$ or not. Assume first that b_1 belongs to H_e . By Lemma 16, we have that b_1 is a pole of e (possibly, $b_1 = b$), and e is of type either \circlearrowleft -BE, or \circlearrowleft -BF, or \circlearrowleft -RE. By Lemma 15 and since f_r is an internal red face of \mathcal{E}_e , we have that e is not of type \circlearrowleft -RE. By definition of type \circlearrowleft -BE and \circlearrowleft -BF nodes, we have that all the neighbors of b_1 in H_e are red. Let u_ℓ and u_r be the neighbors of b_1 incident to g_ℓ and g_r , respectively. We have that the internal faces of \mathcal{E}_e incident to b_1 form a subpath of the backbone of $A(\mathcal{E}^\circ)$ connecting u_ℓ and u_r . No red vertex different from u_ℓ and u_r is incident to g_ℓ and g_r , as otherwise one of g_ℓ and g_r would be red. Therefore, since \mathcal{E}° is a good embedding, we have that either $r' = u_\ell$ or $r' = u_r$, say $r' = u_\ell$, that is, u_ℓ is a leaf of $A(\mathcal{E}^\circ)$ adjacent to an end-vertex of the backbone of $A(\mathcal{E}^\circ)$ sharing a face with b_1 . Therefore, by placing r and (b, r) inside g_ℓ , we obtain the embedding \mathcal{E}' of H , whose auxiliary graph is a caterpillar obtained from $A(\mathcal{E}^\circ)$ by adding the edges (u_ℓ, g_ℓ) and (g_ℓ, r) . This implies that Condition 1 of Lemma 9 is satisfied. Further, by setting $r' = r$, we have that Condition 2 of Lemma 9 is satisfied, since b_1 is incident to g_ℓ . Assume now that b_1 does not belong to H_e . Since $H \setminus H_e$ contains no red vertex and since b_1 has at least one red neighbor in H^- , we have that b_1 is adjacent to a red pole v_e of e . Moreover, since g_ℓ and g_r do not contain any other red vertex, as otherwise they would be red, we have that v_e is a leaf of $A(\mathcal{E}^\circ)$ adjacent to an end-vertex of its backbone, given that \mathcal{E}° satisfies Condition 1 of Lemma 9. By placing r and (b, r) inside one of the two outer faces of \mathcal{E}_e , we obtain the embedding \mathcal{E}' of H whose auxiliary graph satisfies the two conditions of Lemma 9.

Finally, consider the case that $H \setminus H_e$ contains at least one red vertex. Consider the path of $A(\mathcal{E}^*)$ connecting r and a red vertex of $H \setminus H_e$. Since none of g_ℓ and g_r is red, we have that such a path must include a pole of e . Therefore, we can assume that the pole v_e of e different from b is red, which implies that e is of type \circlearrowleft -RF, since e is not of type \circlearrowleft -RE as discussed above; refer to Fig. 18a. Further, v_e belongs to the backbone of $A(\mathcal{E}^*)$, and it is incident to a red face f_{in} internal to \mathcal{E}_e and to a red face f_{out} not belonging to \mathcal{E}_e . First, we claim that H_e contains the edge (u_e, v_e) . Note that, since $b = u_e$ is incident to f_r , there exists at least an internal face of \mathcal{E}_e that is incident to u_e . This implies that there exist two distinct neighbors u_ℓ and u_r of u_e incident to g_ℓ and g_r , respectively. Since u_e has exactly one black neighbor belonging to H_e , due to the fact that e is of type \circlearrowleft -RF, at least one of u_ℓ and u_r is red, say u_r . We have that u_r must coincide with v_e , as otherwise g_r would be red, which proves the above claim. By the discussion above and since H does not contain parallel edges, we have that u_ℓ is black. Let f be the internal face of \mathcal{E}_e incident to (u_e, v_e) . Note that f is red in \mathcal{E}^* . In fact, the neighbor of u_e preceding v_e in \mathcal{E}_e in clockwise order around u_e is incident to f and is red; the latter descends from the fact that this vertex is different from u_ℓ , since r appears between u_ℓ and u_r in the clockwise order of the neighbors of u_e in \mathcal{E}_e . Since f_{in} is the unique red face of \mathcal{E}_e incident to v_e and since f is incident to v_e , we have $f = f_{in}$. Suppose first that f is still red in \mathcal{E}° . We obtain \mathcal{E}' as follows; refer to Fig. 18b. First, we reroute the edge (u_e, v_e) in the interior of g_ℓ , that is, we let (u_e, v_e) be the edge immediately preceding (u_e, u_ℓ) clockwise around u_e . This merges f with g_r into a new red face g'_r containing the same red vertices as f in \mathcal{E}° , which is now the right outer face of the resulting embedding of H_e . Also, it splits g_ℓ , which was not red in \mathcal{E}° , into two faces that are not red. This implies that the auxiliary graph of the resulting embedding is a caterpillar isomorphic to $A(\mathcal{E}^\circ)$ that satisfies the conditions of Lemma 9. Second, we place r and (b, r) inside g'_r , thus obtaining a good embedding \mathcal{E}' of H . Finally, suppose that f is not red in \mathcal{E}° . This implies that $f = f_{in} = f_r$ and that v_e is not incident to any internal red face of the embedding of H_e in \mathcal{E}° . Moreover, $f = f_r$ is an end-vertex of the backbone of $A(\mathcal{E}^*)$ incident to v_e and to r , where $r'' = r$ and b_m is incident to f_r . Therefore, $A(\mathcal{E}^\circ)$ coincides with $A(\mathcal{E}^*) \setminus \{f_r, r\}$ and has $r'' = v_e$. We obtain \mathcal{E}' as follows. First, we reroute the edge (u_e, v_e) in the interior of g_ℓ . This merges f with g_r into a new face g'_r incident to b_m whose unique red vertex is v_e , which is now the right outer face of the resulting embedding of H_e . Also, it splits g_ℓ , which was not red in \mathcal{E}° , into two faces that are not red. This implies that the auxiliary graph of the resulting embedding is a caterpillar isomorphic to $A(\mathcal{E}^\circ)$ that satisfies the conditions of

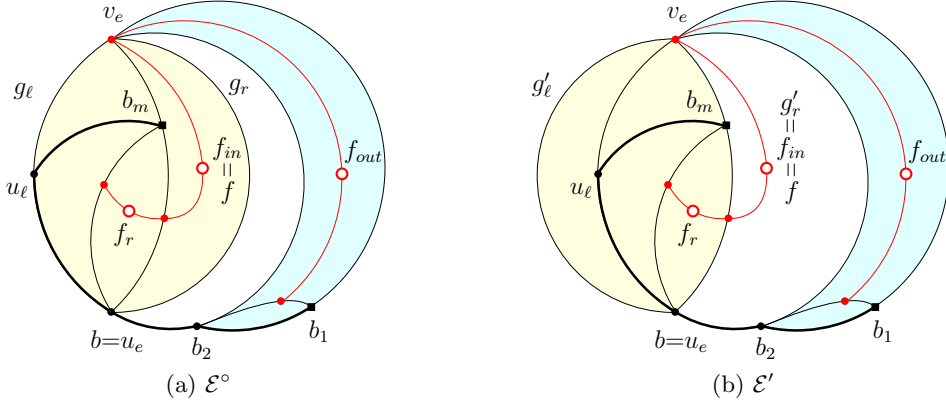


Figure 18: Illustration for the proof of Lemma 19 when $H \setminus H_e$ contains at least one red vertex, none of g_ℓ and g_r is red, and f_r is red in \mathcal{E}° .

Lemma 9. Second, we complete the construction of \mathcal{E}' , by placing r and (b, r) inside g'_r . We have that $A(\mathcal{E}')$ is a caterpillar, obtained from $A(\mathcal{E}^\circ)$, by adding the edges (v_e, g'_r) and (g'_r, r) . This implies that Condition 1 of Lemma 9 is satisfied. Further, by setting $r'' = r$, we have that Condition 2 of Lemma 9 is satisfied, since b_m is incident to g'_r . This concludes the proof. \square

6.4 Embedding Classification

Consider a node μ of \mathcal{T} different from ρ . We proceed with two definitions.

Definition 3. An embedding \mathcal{E} of H extends an embedding \mathcal{E}_μ of H_μ if \mathcal{E} coincides with \mathcal{E}_μ when restricted to the vertices and edges of H_μ .

Definition 4. An embedding \mathcal{E}_μ of H_μ is called extensible if there is a neat embedding of H that extends \mathcal{E}_μ .

Let \mathcal{E} be any embedding of H . Consider the embedding \mathcal{E}_μ of H_μ in \mathcal{E} , and the corresponding embedding \mathcal{E}_μ^- of H_μ^- . The left and right outer faces $\ell(\mathcal{E}_\mu)$ and $r(\mathcal{E}_\mu)$, respectively, are the faces corresponding to the left and right outer face of \mathcal{E}_μ^- , respectively. Often, we talk about the left and right outer faces of \mathcal{E}_μ even when an embedding \mathcal{E} of H is not specified or determined. Note that, when considering an embedding \mathcal{E}_μ of H_μ , the vertices and edges that are incident to $\ell(\mathcal{E}_\mu)$ and $r(\mathcal{E}_\mu)$ are determined, with the exception of the (at most two) rb -trivial components that are incident to the outer face of \mathcal{E}_μ and to the poles u_μ and v_μ of μ . In particular, if \mathcal{E} is a neat embedding of H extending \mathcal{E}_μ , each of such components is incident either to $\ell(\mathcal{E}_\mu)$, or to $r(\mathcal{E}_\mu)$, or to an internal face of \overline{H}_μ . We call undecided such rb -trivial components.

In the following, we present a classification of the possible embeddings \mathcal{E}_μ of H_μ that occur in a neat embedding \mathcal{E} of H , i.e., the extensible embeddings of H_μ . Let $A(\mathcal{E})$ be the auxiliary graph of \mathcal{E} . Ideally, we would like to classify such embeddings of H_μ based on the structure of the subgraph of $A(\mathcal{E})$ induced by: (i) the vertices of $A(\mathcal{E})$ corresponding to red vertices of H_μ ; and (ii) the vertices that correspond to faces of \mathcal{E}_μ , including its left and right outer faces. Then, when visiting a node μ in the bottom-up traversal of the SPQR-tree of H^- , we aim at testing which embedding types are possible for H_μ .

There is one complication to this plan, though. Namely, an embedding \mathcal{E}_μ of H_μ does not always fully determine whether its left and right outer faces $\ell(\mathcal{E}_\mu)$ and $r(\mathcal{E}_\mu)$ are going to be red in a neat embedding \mathcal{E} of H extending \mathcal{E}_μ . For example, \mathcal{E}_μ might contain exactly one red vertex incident to $r(\mathcal{E}_\mu)$; then $r(\mathcal{E}_\mu)$ is red in an embedding \mathcal{E} of H extending \mathcal{E}_μ if and only if there is either a red vertex of \overline{H}_μ or an undecided rb -trivial component of μ that is incident

to $r(\mathcal{E}_\mu)$ in \mathcal{E} . However, whether any of the above two cases occurs is not determined by the embedding \mathcal{E}_μ of H_μ . On the other hand, the existence of such a red vertex is guaranteed under some conditions, as described in the following lemma.

Lemma 20. *Suppose that μ is of type BP or BB. Then in any embedding \mathcal{E} of H , at least one red vertex of \overline{H}_μ is incident to $\ell(\mathcal{E}_\mu)$ and at least one red vertex of \overline{H}_μ is incident to $r(\mathcal{E}_\mu)$.*

Proof. Let \mathcal{E} be any embedding of H . Suppose, for a contradiction, that there exists no red vertex of \overline{H}_μ incident to $\ell(\mathcal{E}_\mu)$ in \mathcal{E} . This implies that the portion of $\ell(\mathcal{E}_\mu)$ that contains all the vertices of \overline{H}_μ incident to it induces a path of black vertices connecting the poles u and v of μ . Since μ is of type BP or BB, there exists a path with the same property also in H_μ , namely $P_{u,v}$. Since these two paths create a cycle composed of black vertices, we have a contradiction. Hence, at least one red vertex of \overline{H}_μ is incident to $\ell(\mathcal{E}_\mu)$ in \mathcal{E} . By a symmetric argument, at least one red vertex of \overline{H}_μ is incident to $r(\mathcal{E}_\mu)$ in \mathcal{E} . \square

In view of the above discussion, we classify the extensible embeddings \mathcal{E}_μ of H_μ based on the following auxiliary graph associated with \mathcal{E}_μ .

Definition 5. *Let \mathcal{E}_μ be a extensible embedding of H_μ . The graph $A(\mathcal{E}_\mu)$ contains a vertex for each red vertex of H_μ that does not belong to an undecided rb -trivial component; furthermore, it contains a vertex for each internal red face of \mathcal{E}_μ ; finally, it contains a vertex for $\ell(\mathcal{E}_\mu)$ (resp. for $r(\mathcal{E}_\mu)$) if $\ell(\mathcal{E}_\mu)$ (resp. $r(\mathcal{E}_\mu)$) has at least two incident³ red vertices of H_μ , or if $\ell(\mathcal{E}_\mu)$ (resp. $r(\mathcal{E}_\mu)$) has one incident red vertex of H_μ and μ is of type \mathcal{Q} -BP or \mathcal{Q} -BB. The edge set of $A(\mathcal{E}_\mu)$ contains an edge (v, f) for each two vertices v and f that belong to the vertex set of $A(\mathcal{E}_\mu)$ and such that v is a vertex of H_μ incident to a face f of \mathcal{E}_μ .*

We give the following lemma about the structure of $A(\mathcal{E}_\mu)$.

Lemma 21 (Structure of $A(\mathcal{E}_\mu)$). *The graph $A(\mathcal{E}_\mu)$ is composed of at most two caterpillars.*

Proof. Since \mathcal{E}_μ is extensible, there exists a neat embedding \mathcal{E} of H that extends \mathcal{E}_μ . Observe that each connected component of $A(\mathcal{E}_\mu)$ is a caterpillar, since every edge of $A(\mathcal{E}_\mu)$ also belongs to $A(\mathcal{E})$ and since $A(\mathcal{E})$ is a caterpillar, by Lemma 9.

We now prove that there exist at most two connected components in $A(\mathcal{E}_\mu)$. Suppose, for a contradiction, that there exist at least three such components. We first observe that, if there exists a component C of $A(\mathcal{E}_\mu)$ that contains neither $\ell(\mathcal{E}_\mu)$, nor $r(\mathcal{E}_\mu)$, nor the red pole of μ (if it exists), then C is also a connected component of $A(\mathcal{E})$, since any path in $A(\mathcal{E})$ connecting a vertex of H_μ with a vertex of \overline{H}_μ must contain one of these three vertices. Thus, we may assume that there exist exactly three connected components in $A(\mathcal{E}_\mu)$, each containing one of these three vertices. However, this is not possible, since the red pole of μ is incident to both $\ell(\mathcal{E}_\mu)$ and $r(\mathcal{E}_\mu)$, and thus the three components would be merged into one. The statement follows. \square

The *backbones* of $A(\mathcal{E}_\mu)$ are the paths obtained from the connected components of $A(\mathcal{E}_\mu)$ by removing the leaves that correspond to red vertices of H_μ .

In the following subsections, we classify the extensible embeddings \mathcal{E}_μ of H_μ in terms of the way in which $A(\mathcal{E}_\mu)$ can participate to $A(\mathcal{E})$, where \mathcal{E} is a neat embedding of H that extends \mathcal{E}_μ . Our classification is based on the following features:

- (F1) the number of caterpillars $A(\mathcal{E}_\mu)$ consists of;
- (F2) the number of outer faces of \mathcal{E}_μ that belong to $A(\mathcal{E}_\mu)$; and
- (F3) whether \mathcal{E}_μ has at least one internal red face f or not.

³For the sake of this definition, red vertices that belong to undecided rb -trivial components are not considered to be incident to $\ell(\mathcal{E}_\mu)$ or $r(\mathcal{E}_\mu)$.


We are going to exploit the following lemma for the classification.

Lemma 22. *If \mathcal{E}_μ contains an internal red vertex, then it also contains an internal red face and a red vertex incident to the outer face.*

Proof. Let w be an internal red vertex of \mathcal{E}_μ . Suppose, for a contradiction, that no face incident to w is red. Then the closed walk delimiting the face of $\mathcal{E}_\mu - w$ that used to contain w is composed of black vertices only. However, this contradicts the fact that the black vertices induce a path in H . This proves the first part of the statement. For the second part, denote by W the closed walk delimiting the outer face of \mathcal{E}_μ . Note that W contains at least a simple cycle, which contains w in its interior. Thus, if there exists no red vertex incident to the outer face, then W is composed of black vertices only, which again contradicts the fact that the black vertices induce a path in H . \square

6.4.1 type \circ -RE Nodes

type \circ -RE nodes have a very simple structure, as in the following lemma.



Lemma 23. *If μ is of type \circ -RE, then H_μ has a unique extensible embedding (up to a relabeling of the neighbors of u). Furthermore, $A(\mathcal{E}_\mu)$ consists of a single red vertex.*

Figure 19: The pertinent graph of a type- \circ -RE node.

Proof. By Lemma 15, H_μ^- consists of an edge between the poles of μ . Therefore, $A(\mathcal{E}_\mu)$ contains just one red vertex, which corresponds to the red pole v of μ . \square

By Lemma 23, we say that the unique extensible embedding of H_μ a type \circ -RE node μ is of type \circ -RE; refer to Fig. 19.

6.4.2 Type \circ -RF Nodes

We now discuss the case in which v is red and some edges of P belong to H_μ , that is, μ is of type \circ -RF.

Lemma 24. *Suppose that μ is of type \circ -RF. Then $A(\mathcal{E}_\mu)$ is a caterpillar. Further, if $A(\mathcal{E}_\mu)$ contains both $\ell(\mathcal{E}_\mu)$ and $r(\mathcal{E}_\mu)$, then the path between $\ell(\mathcal{E}_\mu)$ and $r(\mathcal{E}_\mu)$ in $A(\mathcal{E}_\mu)$ is $(\ell(\mathcal{E}_\mu), v, r(\mathcal{E}_\mu))$.*

Proof. Since \mathcal{E}_μ is extensible, by Lemma 21, we have that $A(\mathcal{E}_\mu)$ is composed of at most two caterpillars. Suppose, for a contradiction, that $A(\mathcal{E}_\mu)$ actually consists of two caterpillars. If one of them, say C , contains neither $\ell(\mathcal{E}_\mu)$ nor $r(\mathcal{E}_\mu)$, then, as in the proof of Lemma 21, we have that C is also a connected component of $A(\mathcal{E})$, a contradiction to the fact that $A(\mathcal{E})$ is connected. Otherwise, one caterpillar contains $\ell(\mathcal{E}_\mu)$ and the other one contains $r(\mathcal{E}_\mu)$. However, v is incident to both $\ell(\mathcal{E}_\mu)$ and $r(\mathcal{E}_\mu)$ in \mathcal{E}_μ , hence it is adjacent to both $\ell(\mathcal{E}_\mu)$ and $r(\mathcal{E}_\mu)$ in $A(\mathcal{E}_\mu)$, which implies that $\ell(\mathcal{E}_\mu)$ and $r(\mathcal{E}_\mu)$ are in the same connected component of $A(\mathcal{E}_\mu)$, a contradiction that proves that $A(\mathcal{E}_\mu)$ is a connected caterpillar. As just observed, if both $\ell(\mathcal{E}_\mu)$ and $r(\mathcal{E}_\mu)$ are nodes of $A(\mathcal{E}_\mu)$, then $A(\mathcal{E}_\mu)$ contains the path $(\ell(\mathcal{E}_\mu), v, r(\mathcal{E}_\mu))$. \square

We now classify the possible types of \mathcal{E}_μ based on Features (F2)–(F3); refer to Fig. 20 for a complete schematization and to Fig. 21 for examples. Observe that the classification with respect to Feature (F1) is unique, as stated by Lemma 24. There exist three possible options for Feature (F2), namely \mathcal{E}_μ can have 0, 1, or 2 outer faces which are red. Further, there exist two possible options for Feature (F3), namely \mathcal{E}_μ can have an internal red face f or not. This defines six types of embeddings for H_μ , called \circ -RFN0, \circ -RFN1, \circ -RFN2, \circ -RFI0, \circ -RFI1, and \circ -RFI2, where the third character indicates whether \mathcal{E}_μ contains an internal red face (I) or not (N), and the fourth character indicates the number of red outer faces of \mathcal{E}_μ . In the following, we refine the above classification.

We first deal with embeddings with no internal red faces. We start with the following lemma.

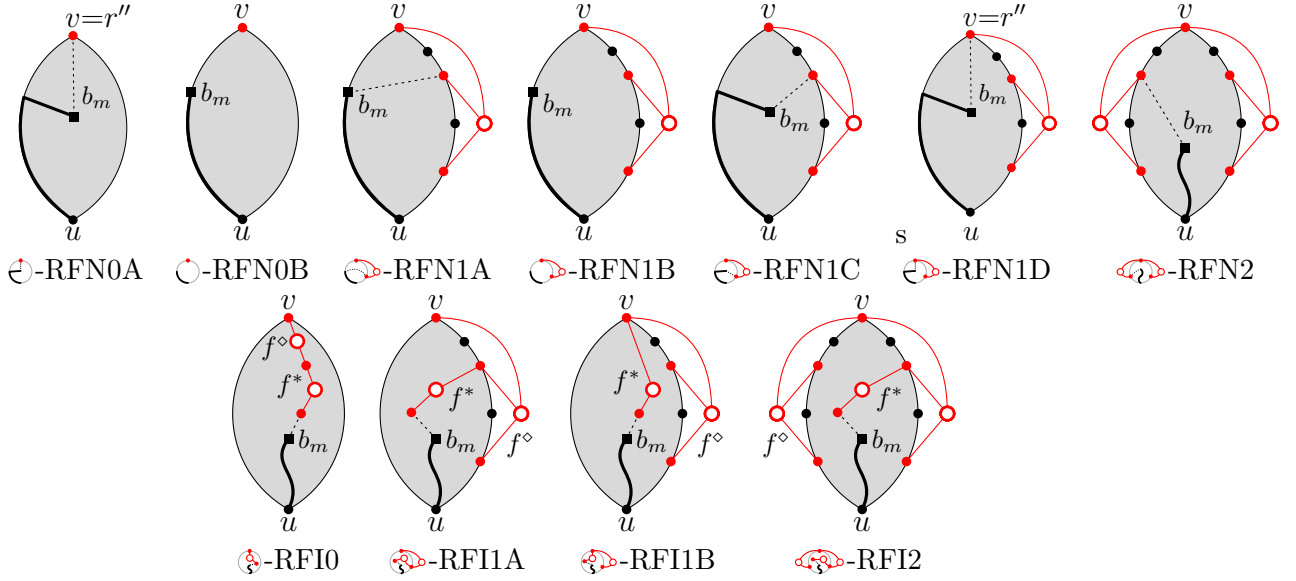


Figure 20: Embedding types for type \odot -RF nodes, without taking into account the existence of an undecided rb -trivial component incident to u .

Lemma 25. *Suppose that \mathcal{E}_μ does not contain any internal red face. If H_μ contains at least one red vertex different from v , then $r(\mathcal{E}_\mu)$ or $\ell(\mathcal{E}_\mu)$ is an end-vertex of the backbone of $A(\mathcal{E})$.*

Proof. Since μ is of type \odot -RF, we have that b_m is a non-pole vertex of H_μ . By Lemma 22 and by the assumption that \mathcal{E}_μ does not contain any internal red face, we have that \mathcal{E}_μ does not contain any internal red vertex. By Lemma 9, we have that $A(\mathcal{E})$ contains a leaf r'' that is adjacent to an end-vertex of the backbone of $A(\mathcal{E})$ and that shares a face of \mathcal{E} with b_m .

Hence, either (1) r'' is a vertex of \overline{H}_μ incident to $r(\mathcal{E}_\mu)$ or $\ell(\mathcal{E}_\mu)$; or (2) r'' is a non-pole vertex of H_μ incident to $r(\mathcal{E}_\mu)$ or $\ell(\mathcal{E}_\mu)$; or (3) $r'' = v$. In cases (1) and (2), we have that r'' is (only) adjacent to $r(\mathcal{E}_\mu)$ or $\ell(\mathcal{E}_\mu)$ in $A(\mathcal{E})$, hence $r(\mathcal{E}_\mu)$ or $\ell(\mathcal{E}_\mu)$ is an end-vertex of the backbone of $A(\mathcal{E})$. In case (3), by the assumption that H_μ contains at least one red vertex different from v and since such a vertex is incident to either $r(\mathcal{E}_\mu)$ or $\ell(\mathcal{E}_\mu)$, we have that $r(\mathcal{E}_\mu)$ or $\ell(\mathcal{E}_\mu)$ is red. Hence, $r'' = v$ is (only) adjacent to $r(\mathcal{E}_\mu)$ or $\ell(\mathcal{E}_\mu)$ in $A(\mathcal{E})$, and again $r(\mathcal{E}_\mu)$ or $\ell(\mathcal{E}_\mu)$ is an end-vertex of the backbone of $A(\mathcal{E})$. \square

We refine the classification for the embedding types \odot -RFN0, \odot -RFN1, and \odot -RFN2, according to the position of b_m with respect to the red vertices of H_μ . Observe that, by Lemma 22, all the red vertices are incident to the outer face of \mathcal{E}_μ . Further, b_m is adjacent to at least one red vertex in H_μ^- , since b_m has only one black neighbor and it has degree at least 2 in H_μ^- .

Suppose first that \mathcal{E}_μ is of type \odot -RFN0. In this case, v is the only red vertex of H_μ^- , and thus b_m is adjacent to v . If b_m is an internal vertex of \mathcal{E}_μ , then we say that \mathcal{E}_μ is of type \ominus -RFN0A, otherwise it is of type \odot -RFN0B. Note that, if \mathcal{E}_μ is of type \ominus -RFN0A, then v must coincide with the leaf r'' of $A(\mathcal{E})$ that shares a face with b_m and that is adjacent to an end-vertex of the backbone of $A(\mathcal{E})$.

Suppose next that \mathcal{E}_μ is of type \odot -RFN1 and assume without loss of generality that $r(\mathcal{E}_\mu)$ is red. We further distinguish four subtypes \odot -RFN1A, \odot -RFN1B, \ominus -RFN1C, and \ominus -RFN1D, based on whether b_m is incident to $\ell(\mathcal{E}_\mu)$ (\odot -RFN1A and \odot -RFN1B) or not (\ominus -RFN1C and \ominus -RFN1D), and based on whether b_m shares a face with at least one red vertex different from v (\odot -RFN1A and \ominus -RFN1C) or not (\odot -RFN1B and \ominus -RFN1D). Observe that, if \mathcal{E}_μ is of type \ominus -RFN1D, then v must coincide with the leaf r'' of $A(\mathcal{E})$ that shares a face with b_m and that is adjacent to an end-vertex of the backbone of $A(\mathcal{E})$. Further, if \mathcal{E}_μ is of type either \ominus -RFN1C or \ominus -RFN1D, then $r(\mathcal{E}_\mu)$ must be an end-vertex of the backbone of $A(\mathcal{E})$.

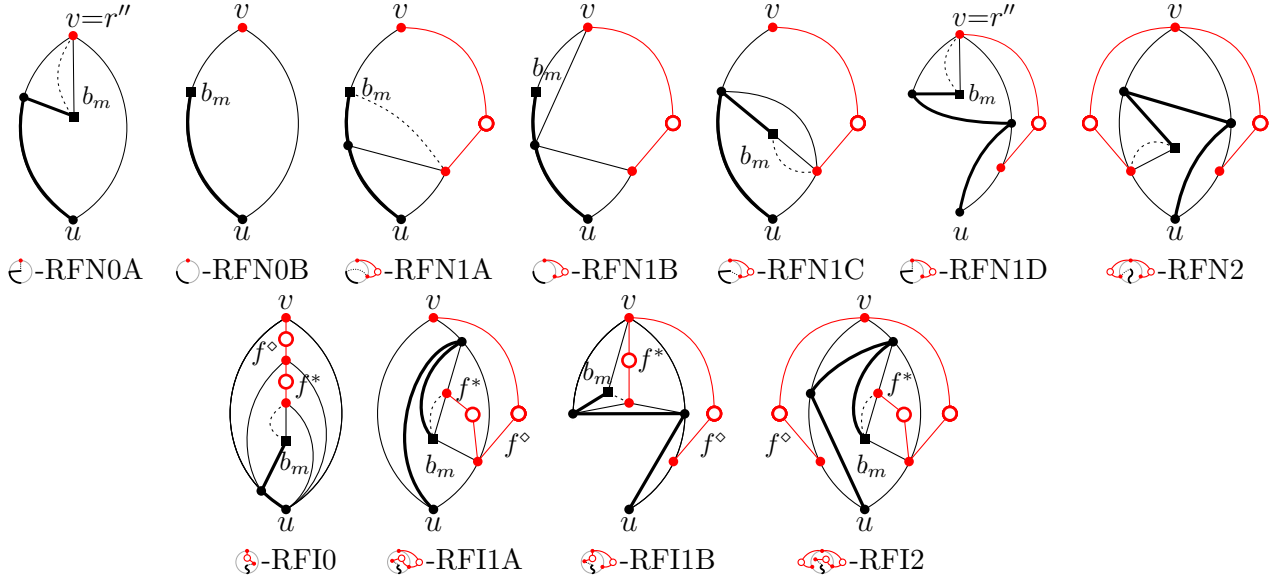


Figure 21: Embeddings of pertinent graphs of type \odot -RF.

Suppose that \mathcal{E}_μ is of type \odot -RFN2. In this case, we do not perform any further refinement. Observe that b_m must be adjacent to at least one red vertex that is different from v , since v belongs to the backbone of $A(\mathcal{E})$ and thus $v \neq r''$.

We now turn our attention to embeddings with internal red faces. We have the following lemma.

Lemma 26. *Suppose that \mathcal{E}_μ contains an internal red face, and let f^* and f^\diamond be the end-vertices of the backbone \mathcal{B}_μ of the caterpillar $A(\mathcal{E}_\mu)$. We have that:*

1. *Let \mathcal{B} be the backbone of $A(\mathcal{E})$ and let f^\diamond be the end-vertex of \mathcal{B} that is adjacent in $A(\mathcal{E})$ to a leaf r'' of $A(\mathcal{E})$ that shares a face with b_m . Then f^\diamond is one of f^* and f^\diamond , say $f^\diamond = f^*$; further, f^\diamond corresponds to an internal face of \mathcal{E}_μ .*
2. *If \mathcal{E}_μ is of type \odot -RFI0, then f^\diamond corresponds to an internal face of \mathcal{E}_μ incident to the red pole v , which is a leaf of $A(\mathcal{E}_\mu)$ (note that, in this case, $f^\diamond = f^*$ may hold).*
3. *If \mathcal{E}_μ is of type \odot -RFI1 or \odot -RFI2, then f^\diamond corresponds to an outer face of \mathcal{E}_μ .*

Proof. Assume that \mathcal{E}_μ contains an internal red face f , as otherwise there is nothing to prove. The proof distinguishes the case in which $f^* = f^\diamond$ from the one in which $f^* \neq f^\diamond$.

We first discuss the case in which $f^* = f^\diamond$. In this case \mathcal{E}_μ contains a single red face, which is adjacent to all the red vertices of H_μ^- , including v . Since f is an internal red face, we have that $f^* = f^\diamond = f$ and hence each of the outer faces of \mathcal{E}_μ is not red (that is, \mathcal{E}_μ is of type \odot -RFI0). It follows that the only red vertex that is incident to the outer face of \mathcal{E}_μ^- is v , which is a leaf given that \mathcal{E}_μ contains a single red face. This proves Item 2. We now prove that the choice $f^\diamond = f^* = f$ satisfies the requirements of Item 1. First, v is the only neighbor of f^\diamond in $A(\mathcal{E}_\mu)$ which might be adjacent to a vertex different from f^\diamond in $A(\mathcal{E})$, as all the other red vertices of H_μ^- are internal to \mathcal{E}_μ . Hence, f^\diamond is also an end-vertex of \mathcal{B} . By Lemma 9, we have that f^\diamond is adjacent to a leaf that shares a face with either b_1 or b_m . If f^\diamond is adjacent to a leaf r'' that shares a face with b_m , then we are done, so assume that f^\diamond is adjacent to a leaf r' that shares a face with b_1 . By Lemma 16, we have that b_1 is not a vertex of H_μ , hence r' cannot be an internal vertex of \mathcal{E}_μ , that is, we have $r' = v$. This implies that \mathcal{B} consists of the vertex f^\diamond only, hence f^\diamond is also adjacent to a leaf r'' that shares a face with b_m , and the proof of Item 1 is completed. The statement of Item 3 is vacuous, given that \mathcal{E}_μ is of type \odot -RFI0.

In the remainder of the proof we assume that $f^* \neq f^\diamond$.

We first prove that (at least) one of f^* and f^\diamond corresponds to an internal red face of \mathcal{E}_μ . Suppose, for a contradiction, that neither of f^* and f^\diamond corresponds to an internal red face of \mathcal{E}_μ . Hence, $\mathcal{B}_\mu = (f^*, \dots, f, \dots, f^\diamond)$, where $f^*, f^\diamond \in \{\ell(\mathcal{E}_\mu), r(\mathcal{E}_\mu)\}$. However, \mathcal{B}_μ , together with the path $(\ell(\mathcal{E}_\mu), v, r(\mathcal{E}_\mu))$ which belongs to $A(\mathcal{E}_\mu)$ by Lemma 24, forms a cycle, contradicting the fact that $A(\mathcal{E}_\mu)$ is a caterpillar. It follows that (at least) one of f^* and f^\diamond , say f^* , corresponds to an internal red face of \mathcal{E}_μ .

We now argue that \mathcal{B} has an end-vertex f^\diamond that corresponds to an internal red face of \mathcal{E}_μ and whose every adjacent leaf in $A(\mathcal{E})$ is an internal vertex of \mathcal{E}_μ . If f^* is an end-vertex of \mathcal{B} and every leaf adjacent to f^* in $A(\mathcal{E})$ is an internal vertex of \mathcal{E}_μ , then we are done with $f^\diamond = f^*$. Assume to the contrary that there exists a leaf w of $A(\mathcal{E})$ that is adjacent to f^* in $A(\mathcal{E})$ and that is incident to the outer face of \mathcal{E}_μ^- . Since f^* is an internal face of \mathcal{E}_μ , it follows that w is also a leaf of $A(\mathcal{E}_\mu)$ that is adjacent to f^* in $A(\mathcal{E}_\mu)$. If $w \neq v$ and w is incident to $\ell(\mathcal{E}_\mu)$ (to $r(\mathcal{E}_\mu)$), then $\ell(\mathcal{E}_\mu)$ (resp. $r(\mathcal{E}_\mu)$) belongs to $A(\mathcal{E}_\mu)$, and hence w is adjacent to both f^* and $\ell(\mathcal{E}_\mu)$ (resp. $r(\mathcal{E}_\mu)$) in $A(\mathcal{E}_\mu)$, which is not possible since w has degree 1 in $A(\mathcal{E}_\mu)$. If $w = v$, then, since v is adjacent to f^* and has degree 1 in $A(\mathcal{E}_\mu)$, it follows that each of $\ell(\mathcal{E}_\mu)$ and $r(\mathcal{E}_\mu)$ is not red, and thus no vertex different from v and incident to the outer face of \mathcal{E}_μ^- is red. Hence, $f^\diamond \neq f^*$ is an internal red face of \mathcal{E}_μ ; further, f^\diamond has no adjacent leaf in $A(\mathcal{E}_\mu)$ that is incident to the outer face of \mathcal{E}_μ^- , hence $f^\diamond = f^\diamond$ is an end-vertex of \mathcal{B} that corresponds to an internal red face of \mathcal{E}_μ and whose every adjacent leaf in $A(\mathcal{E})$ is an internal vertex of \mathcal{E}_μ , as requested.

We are now ready to prove Item 1. As proved above, $f^\diamond \in \{f^*, f^\diamond\}$ is an end-vertex of \mathcal{B} that corresponds to an internal red face of \mathcal{E}_μ and whose every adjacent leaf in $A(\mathcal{E})$ is an internal vertex of \mathcal{E}_μ . By Lemma 16, we have that b_1 is not a vertex of H_μ , hence it cannot share a face of \mathcal{E} with any leaf r' of $A(\mathcal{E})$ that is adjacent to f^\diamond in $A(\mathcal{E})$. By Lemma 9, it follows that f^\diamond is adjacent in $A(\mathcal{E})$ to a leaf r'' of $A(\mathcal{E})$ that shares a face with b_m .

In the following assume, w.l.o.g., that $f^\diamond = f^*$.

In order to prove Item 2, assume that \mathcal{E}_μ is of type \textcircled{R} -RFI0. Suppose, for a contradiction, that f^\diamond does not correspond to an internal face of \mathcal{E}_μ incident to the red pole v . By the definition of type \textcircled{R} -RFI0, the outer faces of \mathcal{E}_μ are not red. It follows that f^\diamond corresponds to an internal face of \mathcal{E}_μ ; if f^\diamond is not incident to v , then every red vertex incident to f^\diamond is an internal vertex of \mathcal{E}_μ . Thus, f^\diamond is also an end-vertex of the backbone of $A(\mathcal{E})$. However, by Lemma 16, we have that b_1 is not a vertex of H_μ , hence it cannot share a face of \mathcal{E} with any leaf r' of $A(\mathcal{E})$ that is adjacent to f^\diamond in $A(\mathcal{E})$, a contradiction to Lemma 9. This proves that f^\diamond corresponds to an internal face of \mathcal{E}_μ that is incident to v . If v is not a leaf of $A(\mathcal{E}_\mu)$, we again have that f^\diamond is an end-vertex of the backbone of $A(\mathcal{E})$ and that any leaf r' of $A(\mathcal{E})$ that is adjacent to f^\diamond in $A(\mathcal{E})$ is an internal vertex of \mathcal{E}_μ , hence it cannot share a face of \mathcal{E} with b_1 , a contradiction to Lemma 9. This proves that v is a leaf of $A(\mathcal{E}_\mu)$ and hence concludes the proof of Item 2.

In order to prove Item 3, assume that \mathcal{E}_μ is of type \textcircled{R} -RFI1. Assume, w.l.o.g. up to symmetry, that the red outer face of \mathcal{E}_μ is $r(\mathcal{E}_\mu)$. Suppose, for a contradiction, that f^\diamond corresponds to an internal face of \mathcal{E}_μ . Then the backbone of $A(\mathcal{E}_\mu)$ is a path $\mathcal{B}_\mu = (f^*, \dots, r(\mathcal{E}_\mu), \dots, f^\diamond)$. Every red vertex that is incident to the outer face of \mathcal{E}_μ^- is a neighbor of $r(\mathcal{E}_\mu)$ in $A(\mathcal{E}_\mu)$, and thus it is not a leaf of $A(\mathcal{E}_\mu)$ adjacent to f^\diamond . It follows that f^\diamond is also an end-vertex of the backbone of $A(\mathcal{E})$. Thus, any leaf r' of $A(\mathcal{E})$ that is adjacent to f^\diamond is an internal vertex of \mathcal{E}_μ , hence by Lemma 16 it cannot share a face of \mathcal{E} with b_1 , a contradiction to Lemma 9. Similarly, assume that \mathcal{E}_μ is of type \textcircled{R} -RFI2 and consider any good embedding \mathcal{E} of H extending \mathcal{E}_μ . If f^\diamond corresponds to an internal face of \mathcal{E}_μ , then the backbone of $A(\mathcal{E}_\mu)$ is a path \mathcal{B}_μ that has $\ell(\mathcal{E}_\mu)$ and $r(\mathcal{E}_\mu)$ as internal vertices. Every red vertex that is incident to the outer face of \mathcal{E}_μ^- is a neighbor of $\ell(\mathcal{E}_\mu)$ or $r(\mathcal{E}_\mu)$ in $A(\mathcal{E}_\mu)$, and thus it is not a leaf of $A(\mathcal{E}_\mu)$ adjacent to f^\diamond . It follows that f^\diamond is also an end-vertex of the backbone of $A(\mathcal{E})$. Thus, any leaf r' of $A(\mathcal{E})$ that is adjacent to f^\diamond is an internal vertex of \mathcal{E}_μ , hence by Lemma 16 it cannot share a face of \mathcal{E} with b_1 , a contradiction to Lemma 9. \square

If μ is of type \textcircled{R} -RFI1, then consider the internal red face f^* of \mathcal{E}_μ that corresponds to an



Figure 22: Embeddings of pertinent graphs of type \odot -BE.

end-vertex of the backbone of $A(\mathcal{E}_\mu)$; this exists by Lemma 26. By Lemma 24, we have that $A(\mathcal{E}_\mu)$ is a caterpillar; then there exists exactly one path in $A(\mathcal{E}_\mu)$ connecting f^* and v . Two cases are possible: Either this path contains the red outer face of \mathcal{E}_μ (type \textcircled{R} -RF1A) or not (type \textcircled{R} -RF1B). Note that, if μ is of type \textcircled{R} -RF10 or \textcircled{R} -RF12, then this further distinction is not meaningful. In fact, if μ is of type \textcircled{R} -RF10, then the outer faces are not red; while if μ is of type \textcircled{R} -RF12, then both the outer faces are red, and thus the path connecting f^* and v must contain one of such faces, as otherwise v would be incident to three red faces, contradicting the fact that $A(\mathcal{E}_\mu)$ is a caterpillar. The above discussion leads to the following.

Lemma 27. *If μ is of type \odot -RF, any extensible embedding of H_μ is of one of the types \textcircled{R} -RFN0A, \textcircled{R} -RFN0B, \textcircled{R} -RFN1A, \textcircled{R} -RFN1B, \textcircled{R} -RFN1C, \textcircled{R} -RFN1D, \textcircled{R} -RFN2, \textcircled{R} -RFI0, \textcircled{R} -RFI1A, \textcircled{R} -RFI1B, and \textcircled{R} -RFI2.*

6.4.3 Type \odot -BE Nodes

First, we prove that the type \odot -BE nodes have a simple structure.

Lemma 28. *Suppose that μ is of type \odot -BE. Then the graph H_μ^- consists of a set of length-2 paths between the poles of μ . The middle vertices of these paths are red. Further, the graph H_μ is the same as H_μ^- plus, for each pole of μ , at most one rb -trivial component incident to it.*

Proof. By definition of type \odot -BE, all the non-pole vertices of H_μ and of H_μ^- are red. Since there exists no edge between two red vertices, each non-pole vertex of H_μ^- is connected to both u and v . Further, the two poles u and v are not connected by an edge in H_μ . In fact, if edge (u, v) exists in H , then it coincides with path $P_{u,v}$, and thus it belongs to \overline{H}_μ . Hence, there exists at least one non-pole vertex, and the statement for H_μ^- follows. The statement for H_μ descends from its definition. \square

If there exists only one length-2 path in H_μ between the poles of μ , then we say that μ is of *type \odot -BE slim*, while if there exists more than one of such paths, then μ is of *type \odot -BE fat*; refer to Fig. 22 for an example.

We now describe the structure of $A(\mathcal{E}_\mu)$ for a node μ of type \odot -BE.

Lemma 29. *Suppose that μ is of type \odot -BE. Let u_ℓ and u_r be the red neighbors of u in H_μ^- that are incident to $\ell(\mathcal{E}_\mu)$ and $r(\mathcal{E}_\mu)$, respectively. Then $A(\mathcal{E}_\mu)$ is a path between u_ℓ and u_r that contains neither $\ell(\mathcal{E}_\mu)$ nor $r(\mathcal{E}_\mu)$.*

Proof. By Lemma 28, we have that u_ℓ and u_r are the only red vertices of H_μ^- that are incident to $\ell(\mathcal{E}_\mu)$ and $r(\mathcal{E}_\mu)$, respectively. Since $\ell(\mathcal{E}_\mu)$ and $r(\mathcal{E}_\mu)$ are not incident to any other red vertex of H_μ (recall that the red vertices belonging to undecided rb -trivial components are incident neither to $\ell(\mathcal{E}_\mu)$ nor to $r(\mathcal{E}_\mu)$), we have that neither $\ell(\mathcal{E}_\mu)$ nor $r(\mathcal{E}_\mu)$ belongs to $A(\mathcal{E}_\mu)$.

Thus, if μ is of type \odot -BE slim, then $A(\mathcal{E}_\mu)$ only contains the middle red vertex $u_\ell = u_r$ of the unique path between the poles. Further, if μ is of type \odot -BE fat, then every internal

face of \mathcal{E}_μ is incident to exactly two red vertices of H_μ , while each of these vertices is incident to exactly two internal faces of \mathcal{E}_μ , except for u_ℓ and u_r , which are incident only to one internal face; this constitutes the path $A(\mathcal{E}_\mu)$. The statement follows. \square

Lemma 29 shows that the structure of $A(\mathcal{E}_\mu)$ is the same in any planar embedding \mathcal{E}_μ of H_μ . In fact, concerning Feature (F1), $A(\mathcal{E}_\mu)$ consists of only one caterpillar; concerning Feature (F2), none of the outer faces is red; concerning Feature (F3), there exists an internal red face of \mathcal{E}_μ if and only if μ is of type \odot -BE fat. We state the following.

Lemma 30. *If μ is of type \odot -BE, then H_μ has a unique extensible embedding (up to a relabeling of the neighbors of u and of the neighbors of v).*

By **Lemma 30**, we say that the unique extensible embedding of H_μ is of type \odot -BE slim (resp. fat) if μ is of type \odot -BE slim (resp. fat).

6.4.4 Type \mathcal{Q} -BP Nodes and type \mathcal{Q} -BB Nodes

We now discuss the case in which both u and v are black and the path P_{uv} belongs to H_μ . This corresponds to the types \mathcal{Q} -BP and \mathcal{Q} -BB. We start with the following lemma on the structure of $A(\mathcal{E}_\mu)$.

Lemma 31. *Suppose that μ is of type \mathcal{Q} -BP or \mathcal{Q} -BB, then the following hold:*

1. *If μ is of type \mathcal{Q} -BB, then $A(\mathcal{E}_\mu)$ consists of either one or two caterpillars, while if μ is of type \mathcal{Q} -BP, then $A(\mathcal{E}_\mu)$ consists of either zero, one, or two caterpillars.*
2. *If $A(\mathcal{E}_\mu)$ consists of one caterpillar, then its backbone starts at either $\ell(\mathcal{E}_\mu)$ or $r(\mathcal{E}_\mu)$; also, $A(\mathcal{E}_\mu)$ does not contain both $\ell(\mathcal{E}_\mu)$ and $r(\mathcal{E}_\mu)$.*
3. *If $A(\mathcal{E}_\mu)$ consists of two caterpillars, then the backbone of one caterpillar starts at $\ell(\mathcal{E}_\mu)$ and the backbone of the other one starts at $r(\mathcal{E}_\mu)$; further, the backbone of one of the two caterpillars is a single vertex.*
4. *If one of the caterpillars composing $A(\mathcal{E}_\mu)$, say C , contains a vertex corresponding to an internal face of \mathcal{E}_μ , then b_m belongs to H_μ (in particular, $b_m = v$ if μ is of type \mathcal{Q} -BP, while $b_m \notin \{u, v\}$ if μ is of type \mathcal{Q} -BB); further, the end-vertex of the backbone of C that corresponds to an internal face of $A(\mathcal{E}_\mu)$ is adjacent to a leaf r'' of $A(\mathcal{E}_\mu)$ that shares a face with b_m .*
5. *If μ is of type \mathcal{Q} -BB, then an end-vertex of the backbone of a caterpillar composing $A(\mathcal{E}_\mu)$ is adjacent to a leaf that shares a face with b_m .*

Proof. By **Lemma 21**, we have that $A(\mathcal{E}_\mu)$ is composed of at most two caterpillars.

To prove the first item of the statement, we prove that if μ is of type \mathcal{Q} -BB, then $A(\mathcal{E}_\mu)$ is not empty. Namely, if H_μ contains no red vertex, then it is a black path, hence μ is of type \mathcal{Q} -BP. It follows that, if μ is of type \mathcal{Q} -BB, then H_μ contains at least one red vertex and hence $A(\mathcal{E}_\mu) \neq \emptyset$.

In the following, we assume, without loss of generality, that $A(\mathcal{E}_\mu)$ contains at least one caterpillar, as otherwise there is nothing more to prove. Thus, H_μ contains at least one red vertex, which implies that H_μ also contains a red vertex that is incident to one of $\ell(\mathcal{E}_\mu)$ and $r(\mathcal{E}_\mu)$, by **Lemma 22**. Hence, such an outer face belongs to $A(\mathcal{E}_\mu)$, by **Definition 5**.

Next, we prove the second item of the statement. If $A(\mathcal{E}_\mu)$ consists of one caterpillar C , then C contains at least one of the outer faces, as discussed above. Further, C does not contain both $\ell(\mathcal{E}_\mu)$ and $r(\mathcal{E}_\mu)$, since $P_{u,v}$ “separates” $\ell(\mathcal{E}_\mu)$ from $r(\mathcal{E}_\mu)$. It follows that $A(\mathcal{E}_\mu)$ contains exactly one of $\ell(\mathcal{E}_\mu)$ and $r(\mathcal{E}_\mu)$, say $r(\mathcal{E}_\mu)$. We show that $r(\mathcal{E}_\mu)$ is an end-vertex of the backbone of C .

Suppose, for a contradiction, that $r(\mathcal{E}_\mu)$ is not an end-vertex of C . Then both the end-vertices of C correspond to internal red faces of \mathcal{E}_μ . However, by [Condition 2](#) of [Lemma 9](#), one of them must be adjacent to a leaf r' that shares a face with b_1 . We claim that, under this condition, b_1 belongs to H_μ . Namely, if b_1 does not belong to H_μ , then the only face that can be shared by b_1 and r' is $r(\mathcal{E}_\mu)$, given that r' is a non-pole vertex of H_μ . However, this is not possible as otherwise $r(\mathcal{E}_\mu)$, which is the only red face incident to r' , would be an end-vertex of the backbone of C . Thus, b_1 belongs to H_μ , contradicting [Lemma 16](#). This proves the second item of the statement.

Assume now that $A(\mathcal{E}_\mu)$ consists of two caterpillars C and C' . Suppose, for a contradiction, that one of them, say C , contains neither $\ell(\mathcal{E}_\mu)$ nor $r(\mathcal{E}_\mu)$. Then we have that C is also a connected component of $A(\mathcal{E})$, a contradiction to the fact that $A(\mathcal{E})$ is connected. It follows that each caterpillar composing $A(\mathcal{E}_\mu)$ contains exactly one of $\ell(\mathcal{E}_\mu)$ and $r(\mathcal{E}_\mu)$. To prove the third item, observe that if one of the caterpillars does not start at an outer face, or if both caterpillars have at least one vertex on their backbone that corresponds to an internal red face of H_μ , then there exist two internal red faces of H_μ that correspond to end-vertices of the backbone of a caterpillar. With the same arguments as in the case in which $A(\mathcal{E}_\mu)$ consists of one caterpillar, we can prove that this implies that b_1 belongs to H_μ , which contradicts [Lemma 16](#).

We now prove the fourth item. Let C be a caterpillar composing $A(\mathcal{E}_\mu)$ that contains a vertex corresponding to an internal face of \mathcal{E}_μ . Then one of the end-vertices of the backbone of C corresponds to an internal face f of \mathcal{E}_μ , due to the second and the third item of this lemma. Further, f is also an end-vertex of the backbone of $A(\mathcal{E})$. In particular, f is the end-vertex of the backbone of $A(\mathcal{E})$ that is adjacent to a leaf r'' sharing a face with b_m , as otherwise b_1 would belong to H_μ , as proved above, which would contradict [Lemma 16](#). Note that $r'' \in H_\mu$, since f is a face of \mathcal{E}_μ , and thus $r'' \in A(\mathcal{E}_\mu)$. Finally, with the same argument used to prove that $r' \in H_\mu$ implies $b_1 \in H_\mu$, we can prove that $r'' \in H_\mu$ implies $b_m \in H_\mu$. This concludes the proof of the fourth item.

To prove the fifth item, observe that if μ is of type \mathcal{Q} -BB, then b_m is a non-pole vertex of H_μ . If \mathcal{E}_μ contains at least an internal red face, then the proof of the statement follows from the fourth item of this lemma. If \mathcal{E}_μ does not contain any internal red face, then $A(\mathcal{E}_\mu)$ is composed of either one or two caterpillars, each consisting of a star centered at one of the outer faces of \mathcal{E}_μ . Since there exists at least a red vertex of H_μ sharing a face with b_m , and since every red vertex is a leaf of $A(\mathcal{E}_\mu)$ incident to an outer face, the statement follows. \square

We now classify the embedding types for type \mathcal{Q} -BP and \mathcal{Q} -BB nodes; refer to [Fig. 23](#) for a complete schematization and to [Fig. 24](#) for examples.

Suppose first that μ is of type \mathcal{Q} -BP. There exist three possible options for Feature (F1); namely, by [Lemma 31](#), we have that $A(\mathcal{E}_\mu)$ consists of either zero, or one, or two caterpillars.

If $A(\mathcal{E}_\mu)$ does not contain any caterpillar, then we say that \mathcal{E}_μ is of type \mathcal{Q} -BP1. Hence, \mathcal{E}_μ does not have any red outer or internal face (so Features (F2) and (F3) are uniquely determined). We further observe the following.

Observation 3. *If H_μ admits an embedding of type \mathcal{Q} -BP1, then H_μ^- is a path composed of black vertices between the poles of μ whose internal vertices are not incident to any rb-trivial component.*

By [Observation 3](#), if μ admits an embedding of type \mathcal{Q} -BP1, then H_μ^- has a unique embedding. Therefore, to ease the description, in the following we also say that μ is of type \mathcal{Q} -BP1.

If $A(\mathcal{E}_\mu)$ consists of one caterpillar, then by [Lemma 31](#) it contains one red outer face, say $r(\mathcal{E}_\mu)$, and does not contain the other one (so Feature (F2) is uniquely determined). We distinguish two embedding types according to Feature (F3); namely, if $A(\mathcal{E}_\mu)$ does not contain any internal red face, then we say that \mathcal{E}_μ is of type $\mathcal{C}\rightarrow$ -BP2, otherwise we say that \mathcal{E}_μ is of type $\mathcal{C}\rightarrow$ -BP4. We remark that, by [Lemma 31](#), one end-vertex of the backbone \mathcal{B}_μ of $A(\mathcal{E}_\mu)$ is $r(\mathcal{E}_\mu)$. Further, if \mathcal{E}_μ is of type $\mathcal{C}\rightarrow$ -BP4, then the end-vertex of \mathcal{B}_μ different from $r(\mathcal{E}_\mu)$, say f^* , is an internal face

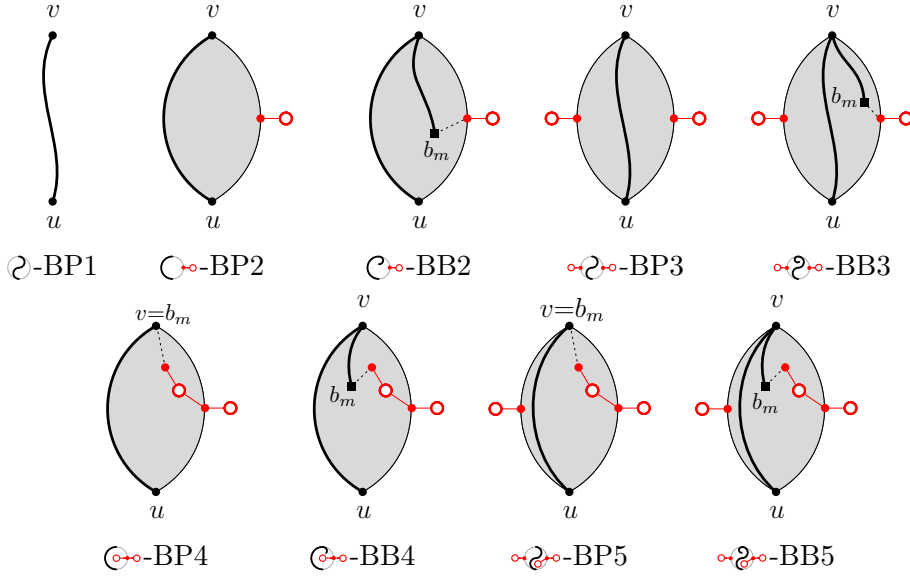


Figure 23: Embedding types for type \mathcal{Q} -BP and \mathcal{Q} -BB nodes. The order of the figures has been chosen so to highlight the correspondence between the embedding types for type \mathcal{Q} -BP and type \mathcal{Q} -BB nodes, based on the features of our classification.

of \mathcal{E}_μ that does not share any leaf of $A(\mathcal{E}_\mu)$ with the outer face of \mathcal{E}_μ . Namely, by hypothesis we have $\mathcal{B}_\mu = (r(\mathcal{E}_\mu), \dots, f, \dots, f^*)$, where f is an internal red face of \mathcal{E}_μ . If $f^* = r(\mathcal{E}_\mu)$, then $A(\mathcal{E}_\mu)$ contains a cycle, contradicting the fact that $A(\mathcal{E}_\mu)$ is a caterpillar. Further, $f^* \neq \ell(\mathcal{E}_\mu)$, given that $A(\mathcal{E}_\mu)$ does not contain $\ell(\mathcal{E}_\mu)$. It follows that f^* is an internal face of \mathcal{E}_μ . If f^* is adjacent to a leaf w incident to $r(\mathcal{E}_\mu)$, then w is adjacent to f^* and to $r(\mathcal{E}_\mu)$ in $A(\mathcal{E}_\mu)$, which contradicts the fact that w is a leaf of $A(\mathcal{E}_\mu)$. Finally, f^* is not adjacent to a leaf w incident to $\ell(\mathcal{E}_\mu)$, as otherwise $\ell(\mathcal{E}_\mu)$ would be red.

If $A(\mathcal{E}_\mu)$ consists of two caterpillars, then by [Lemma 31](#) we have that $A(\mathcal{E}_\mu)$ contains both $\ell(\mathcal{E}_\mu)$ and $r(\mathcal{E}_\mu)$ (so Feature (F2) is uniquely determined). We distinguish two embedding types according to Feature (F3); namely, if $A(\mathcal{E}_\mu)$ does not contain any internal red face, then we say that \mathcal{E}_μ is of type $\alpha\mathcal{Q}$ -BP3, otherwise we say that \mathcal{E}_μ is of type $\alpha\mathcal{Q}$ -BP5. We remark that, by [Lemma 31](#), the backbone \mathcal{B}_μ^ℓ of one caterpillar composing $A(\mathcal{E}_\mu)$ starts at $\ell(\mathcal{E}_\mu)$, while the backbone \mathcal{B}_μ^r of the other caterpillar composing $A(\mathcal{E}_\mu)$ starts at $r(\mathcal{E}_\mu)$. Further, again by [Lemma 31](#), either \mathcal{B}_μ^ℓ or \mathcal{B}_μ^r , say \mathcal{B}_μ^ℓ , is a single vertex. If \mathcal{E}_μ is of type $\alpha\mathcal{Q}$ -BP5, then it can be proved similarly as for type \mathcal{C} -BP4 that the end-vertex of \mathcal{B}_μ^r different from $r(\mathcal{E}_\mu)$, say f^* , is an internal face of \mathcal{E}_μ that does not share any leaf of $A(\mathcal{E}_\mu)$ with the outer face of \mathcal{E}_μ .

The above discussion leads to the following.

Lemma 32. *If μ is of type \mathcal{Q} -BP, any extensible embedding of H_μ is of one of the types \mathcal{Q} -BP1, \mathcal{C} -BP2, $\alpha\mathcal{Q}$ -BP3, \mathcal{C} -BP4, and $\alpha\mathcal{Q}$ -BP5.*

If μ is of type \mathcal{Q} -BB, then similarly to the previous case we distinguish four embedding types for H_μ ; we call them types \mathcal{C} -BB2, \dots , $\alpha\mathcal{Q}$ -BB5 in analogy with the types \mathcal{C} -BP2, \dots , $\alpha\mathcal{Q}$ -BP5. We observe that there exists no analogous of the embedding type \mathcal{Q} -BP1, given that $A(\mathcal{E}_\mu)$ contains either one or two caterpillars, by [Lemma 31](#).

Lemma 33. *If μ is of type \mathcal{Q} -BB, any extensible embedding of H_μ is of one of the types \mathcal{C} -BB2, $\alpha\mathcal{Q}$ -BB3, \mathcal{C} -BB4, and $\alpha\mathcal{Q}$ -BB5.*

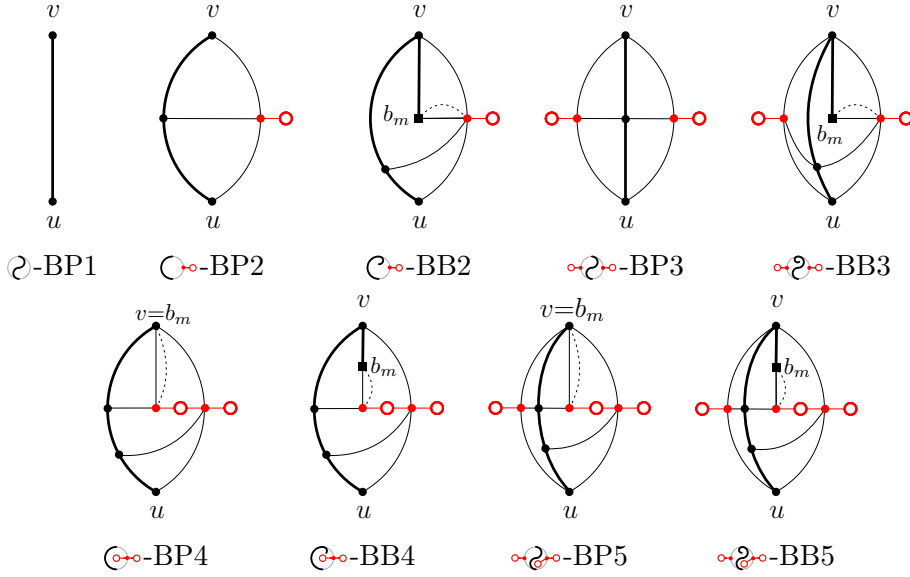


Figure 24: Embeddings of pertinent graphs of type \mathcal{Z} -BB.

6.4.5 Type \mathcal{C} -BF Nodes

Finally, we discuss the type \mathcal{C} -BF, in which both u and v are black and the path P_{uv} does not belong to H_μ , while the path P_v belongs to H_μ . We start with the following lemma on the structure of $A(\mathcal{E}_\mu)$.

Lemma 34. *Suppose that μ is of type \mathcal{C} -BF. Then $A(\mathcal{E}_\mu)$ is a caterpillar containing a path Q_u between the red neighbor u_ℓ of u incident to $\ell(\mathcal{E}_\mu)$ and the red neighbor u_r of u incident to $r(\mathcal{E}_\mu)$; further, Q_u passes through all the internal faces of \mathcal{E}_μ incident to u and through no other face.*

Proof. First note that all the neighbors of u in H_μ are red, by the definition of type \mathcal{C} -BF. It follows that $A(\mathcal{E}_\mu)$ contains a path Q_u between u_ℓ and u_r passing through all the internal faces of \mathcal{E}_μ incident to u and through no other face.

We now show that $A(\mathcal{E}_\mu)$ consists of only one caterpillar. By Lemma 21, we have that $A(\mathcal{E}_\mu)$ is composed of at most two caterpillars. Suppose, for a contradiction, that $A(\mathcal{E}_\mu)$ consists of two caterpillars. Let C be the caterpillar that contains Q_u , and let C' be the other caterpillar. We have that C' contains neither u_ℓ nor u_r . Moreover, it does not contain any outer face of \mathcal{E}_μ , as otherwise it would contain u_ℓ or u_r . It follows that C' is also a connected component of $A(\mathcal{E})$, a contradiction. \square

If Q_u contains at least one vertex corresponding to a red face of \mathcal{E}_μ , then we denote by f_ℓ and f_r the vertices of Q_u adjacent to u_ℓ and u_r , respectively (possibly $f_\ell = f_r$).

We now classify the embedding types for type \mathcal{C} -BF nodes; refer to Fig. 25 for a complete schematization and to Fig. 26 for examples. Observe that the classification with respect to Feature (F1) is unique, as stated by Lemma 34. As for the case in which μ is of type \mathcal{C} -RF, we have that Features (F2) and (F3) determine six possible types for \mathcal{E}_μ , called \mathcal{C} -BFN0, \mathcal{C} -BFN1, \mathcal{C} -BFN2, \mathcal{C} -BFIO, \mathcal{C} -BFII, and \mathcal{C} -BFI2, where the third character indicates whether \mathcal{E}_μ contains an internal red face (I) or not (N), and the fourth character indicates the number of red outer faces of \mathcal{E}_μ .

We now refine the above classification. Suppose first that \mathcal{E}_μ contains no internal red face, which implies that it is of type \mathcal{C} -BFN0, \mathcal{C} -BFN1, or \mathcal{C} -BFN2. We observe that, in this case, the path Q_u of Lemma 34 consists of only one vertex $u_r = u_\ell$, since \mathcal{E}_μ does not contain any internal red face. Thus, H_μ^- consists of an edge between u and $u_r = u_\ell$, and of the pertinent H_ν^- of a child ν of μ in \mathcal{T} whose poles are v and $u_r = u_\ell$. Note that ν is of type \mathcal{C} -RF, and

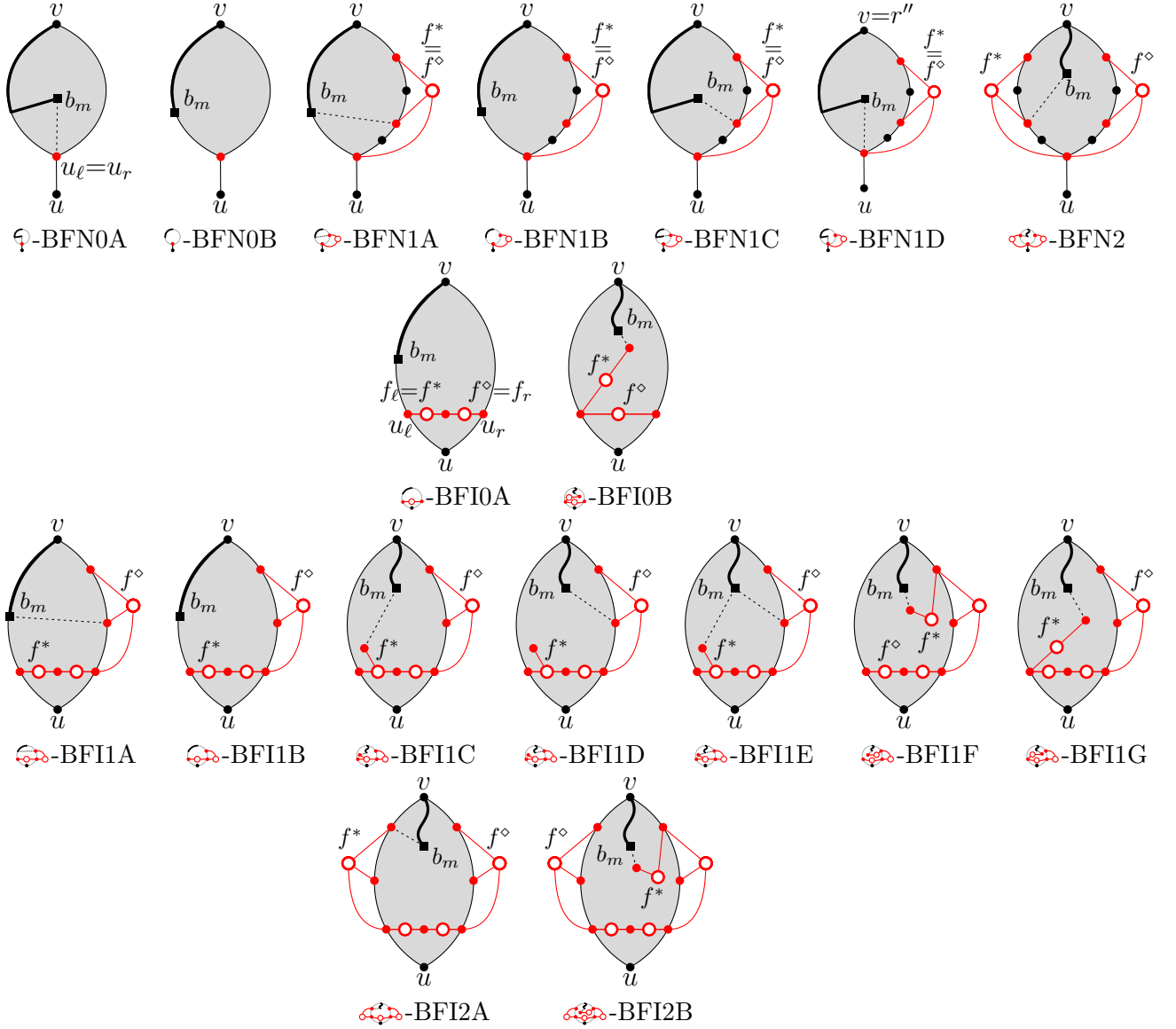


Figure 25: Embedding types for type \textcircled{C} -BF nodes, without taking into account the existence of undecided rb -trivial components incident to u .

that the embedding of H_ν that is contained in \mathcal{E}_μ is of type either \textcircled{C} -RFN0, \textcircled{C} -RFN1, or \textcircled{C} -RFN2. Hence, we refine the classification for these types by defining the types \textcircled{C} -BFN0A, \textcircled{C} -BFN0B, \textcircled{C} -BFN1A, \textcircled{C} -BFN1B, \textcircled{C} -BFN1C, \textcircled{C} -BFN1D, and \textcircled{C} -BFN2, based on the type of the embedding of H_ν .

In order to refine the classification for the case in which \mathcal{E}_μ contains at least one internal red face, we are going to exploit the following lemma (which, in fact, holds in the presence of any, possibly outer, red face). Denote by \mathcal{B}_μ the backbone of the caterpillar $A(\mathcal{E}_\mu)$.

Lemma 35. *Suppose that \mathcal{E}_μ contains a red face and let f^* and f^\diamond be the end-vertices of the backbone \mathcal{B}_μ of the caterpillar $A(\mathcal{E}_\mu)$. Then, up to a relabeling of f^* and f^\diamond , we have that:*

1. b_m shares a face with a leaf of $A(\mathcal{E}_\mu)$ adjacent to f^* ; and
2. f^\diamond is either an outer face of \mathcal{E}_μ or is an internal face of \mathcal{E}_μ incident to u_ℓ (to u_r); in the latter case, u_ℓ (resp. u_r) is a leaf of $A(\mathcal{E}_\mu)$.

Proof. Suppose first that \mathcal{E}_μ contains no internal red face. By Lemma 9, there exists a leaf

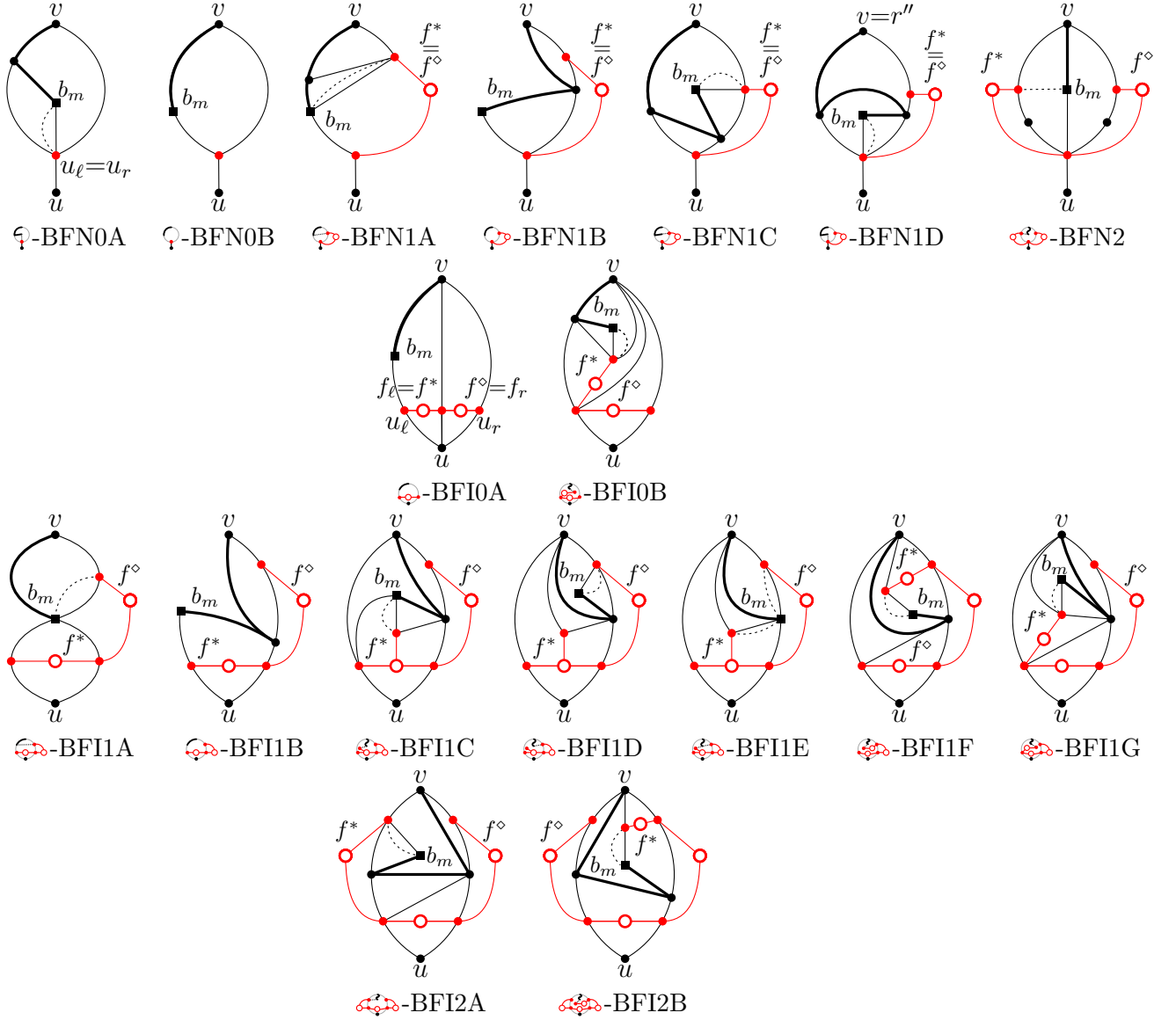


Figure 26: Embeddings of pertinent graphs of type (\odot) -BF.

r'' of $A(\mathcal{E})$ that shares a face with b_m . If b_m is an internal vertex of \mathcal{E}_μ , then r'' is a vertex of H_μ . By Lemma 22 and by the assumption that \mathcal{E}_μ contains no internal red face, we have that r'' is incident to the outer face of \mathcal{E}_μ . Let f^* be the red outer face of \mathcal{E}_μ that is incident to r'' . If \mathcal{E}_μ is of type (\odot) -BFN1 (in particular, of type (\odot) -BFN1C or (\odot) -BFN1D, given that b_m is internal), then the statement follows with $f^\diamond = f^*$. If \mathcal{E}_μ is of type (\odot) -BFN2, then the statement follows by letting f^\diamond be the red outer face of \mathcal{E}_μ that is different from f^* . Suppose now that b_m is incident to an outer face of \mathcal{E}_μ . If this outer face is red (hence \mathcal{E}_μ is of type (\odot) -BFN1C, or (\odot) -BFN1D, or (\odot) -BFN2), then the proof is completed as the in the case in which b_m is an internal vertex of \mathcal{E}_μ , where the leaf used in place of r'' is any leaf of $A(\mathcal{E}_\mu)$ that is incident to the red outer face b_m is incident to. If b_m is incident to an outer face of \mathcal{E}_μ which is not red (hence \mathcal{E}_μ is of type (\odot) -BFN1A or (\odot) -BFN1B), say $\ell(\mathcal{E}_\mu)$, then the statement follows with $f^* = f^\diamond = r(\mathcal{E}_\mu)$ and with $u_\ell = u_r$ as the leaf of $A(\mathcal{E}_\mu)$ that shares a face with b_m and that is adjacent to f^* in $A(\mathcal{E}_\mu)$.

In the following, suppose that \mathcal{E}_μ contains internal red faces. Consider an end-vertex of $A(\mathcal{E}_\mu)$, say f^* . We say that f^* is a *bad face* if it is an internal face of \mathcal{E}_μ and, if it is incident to u_ℓ (to u_r), then u_ℓ (resp. u_r) is not a leaf of $A(\mathcal{E}_\mu)$. Suppose that f^* is a bad face. Then the

following statements hold.

- (S1) f^* is an end-vertex of the backbone \mathcal{B} of $A(\mathcal{E})$. Namely, if f^* is not an end-vertex of \mathcal{B} , then there exists a leaf $r^* \neq u_\ell, u_r$ of $A(\mathcal{E}_\mu)$ adjacent to f^* that belongs to \mathcal{B} . Let f^+ be the face other than f^* that is adjacent to r^* in \mathcal{B} . Note that f^+ is red in \mathcal{E} but not in \mathcal{E}_μ ; thus, f^+ is one of the outer faces of \mathcal{E}_μ , say $\ell(\mathcal{E}_\mu)$. This implies that r^* is incident to $\ell(\mathcal{E}_\mu)$. Since $r^* \neq u_\ell$, it follows that $f^+ = \ell(\mathcal{E}_\mu)$ is red in \mathcal{E}_μ , a contradiction.
- (S2) Every leaf w of $A(\mathcal{E})$ adjacent to f^* is an internal vertex of \mathcal{E}_μ . Namely, suppose for a contradiction that w is incident to, say, the left outer face of \mathcal{E}_μ ; then $\ell(\mathcal{E}_\mu)$ is red (given that both u_ℓ and w are incident to it), and hence w is adjacent to both $\ell(\mathcal{E}_\mu)$ and f^* , hence it is not a leaf, a contradiction.
- (S3) No leaf r' of $A(\mathcal{E})$ adjacent to f^* shares a face f with b_1 . Namely, suppose for a contradiction that such a leaf r' exists. By (S2), r' is an internal vertex of \mathcal{E}_μ . Thus, b_1 belongs to H_μ , which implies that b_1 coincides with u (by Lemma 16) and hence that f belongs to Q_u ; since r' is a leaf of $A(\mathcal{E}_\mu)$ adjacent to f^* and since all the faces of \mathcal{E}_μ belonging to Q_u are red, it follows that $f = f^*$. However, since f^* is an end-vertex of \mathcal{B}_μ , we have $f^* = f_\ell$ or $f^* = f_r$; this implies that u_ℓ or u_r is a leaf, a contradiction.
- (S4) A leaf r'' of $A(\mathcal{E})$ adjacent to f^* shares a face f with b_m . Namely, by (S1) we have that f^* is an end-vertex of the backbone \mathcal{B} of $A(\mathcal{E})$; then the statement follows by Condition 2 of Lemma 9 and (S3).

We prove Properties 1 and 2 of the lemma's statement. We first show that at least one of f^\diamond and f^* is not a bad face. Namely, suppose for a contradiction that both such faces are bad. By (S1), f^\diamond and f^* are the end-vertices of \mathcal{B} . By (S3), none of them is adjacent to a leaf of $A(\mathcal{E})$ that shares a face with b_1 . Thus, Condition 2 of Lemma 9 is not satisfied with respect to b_1 , a contradiction. Next, we discuss the case in which exactly one of f^\diamond and f^* is a bad face, say f^* . By (S4), f^* is adjacent to a leaf of $A(\mathcal{E}_\mu)$ sharing a face with b_m . Therefore, since f^\diamond is not bad, it follows that f^* and f^\diamond satisfy Properties 1 and 2 of the lemma's statement. Finally, we discuss the case in which none of f^\diamond and f^* is a bad face. First, consider the case in which b_m is incident to one of the outer faces of \mathcal{E}_μ , say $\ell(\mathcal{E}_\mu)$. Since none of f^\diamond and f^* is a bad face, it follows that one of f^\diamond and f^* , say f^* , either coincides with $\ell(\mathcal{E}_\mu)$ or it holds that u_ℓ is a leaf of $A(\mathcal{E}_\mu)$ adjacent to f^* . In both cases, there exists a leaf of $A(\mathcal{E}_\mu)$ adjacent to f^* that shares the outer face $\ell(\mathcal{E}_\mu)$ with b_m . Therefore, since f^\diamond is not a bad face, it follows that f^* and f^\diamond satisfy Properties 1 and 2 of the lemma's statement. Second, consider the case in which b_m is an internal vertex of \mathcal{E}_μ . Recall that, by Condition 2 of Lemma 9, there exists a leaf r'' of $A(\mathcal{E})$ that is adjacent to an end-vertex of \mathcal{B} and that shares a face f with b_m . Since b_m is an internal vertex of \mathcal{E}_μ , it follows that r'' belongs to H_μ and that f is an internal face of \mathcal{E}_μ . Since r'' is adjacent to an end-vertex of \mathcal{B} , it cannot be adjacent to an internal vertex of \mathcal{B}_μ . Hence, r'' is a leaf of $A(\mathcal{E}_\mu)$ adjacent to either f^\diamond and f^* , say f^* , sharing the face f with b_m . Therefore, since f^\diamond is not bad, it follows that f^* and f^\diamond satisfy Properties 1 and 2 of the lemma's statement. This concludes the proof. \square

We are now ready to refine the classification for the case in which \mathcal{E}_μ contains at least one internal red face.

We start with type $\textcircled{3}$ -BFIO. If b_m is incident to one of $\ell(\mathcal{E}_\mu)$ or $r(\mathcal{E}_\mu)$, say $\ell(\mathcal{E}_\mu)$, and f^* and f^\diamond both belong to Q_u (that is, the backbone \mathcal{B}_μ of $A(\mathcal{E}_\mu)$ is the subpath of Q_u between f_ℓ and f_r), then we say that \mathcal{E}_μ is of **type $\textcircled{3}$ -BFIOA**. Otherwise, we say that \mathcal{E}_μ is of **type $\textcircled{3}$ -BFIOB**.

We now deal with type $\textcircled{3}$ -BFI1. In this case, only one of the two outer faces of \mathcal{E}_μ is red, say $r(\mathcal{E}_\mu)$; then \mathcal{B}_μ contains the edge $(r(\mathcal{E}_\mu), u_r)$ and, in case Q_u contains at least one vertex corresponding to a red face of \mathcal{E}_μ , the subpath of Q_u between u_r and f_ℓ .

We first discuss the case in which \mathcal{B}_μ does not contain any other vertex; since \mathcal{E}_μ contains internal red faces, it follows that Q_u contains at least one vertex corresponding to a red face of \mathcal{E}_μ . Further, we can assume that $f^\diamond = r(\mathcal{E}_\mu)$ and $f^* = f_\ell$. Suppose that b_m is incident to $\ell(\mathcal{E}_\mu)$. Then we say that \mathcal{E}_μ is of **type** $\textcircled{\text{red}}\text{-BFI1A}$ if b_m shares a face with a leaf of $A(\mathcal{E}_\mu)$ incident to $r(\mathcal{E}_\mu)$, and it is of **type** $\textcircled{\text{red}}\text{-BFI1B}$ otherwise. Suppose next that b_m is not incident to $\ell(\mathcal{E}_\mu)$; by [Lemma 35](#), we have that b_m shares a face with a leaf of $A(\mathcal{E}_\mu)$ adjacent to f^* or f^\diamond . Then we say that \mathcal{E}_μ is of **type** $\textcircled{\text{red}}\text{-BFI1C}$ or **type** $\textcircled{\text{red}}\text{-BFI1D}$ if b_m only shares a face with a leaf of $A(\mathcal{E}_\mu)$ incident to $f^* = f_\ell$ or incident to $f^\diamond = r(\mathcal{E}_\mu)$, respectively, while \mathcal{E}_μ is of **type** $\textcircled{\text{red}}\text{-BFI1E}$ if b_m shares faces both with a leaf of $A(\mathcal{E}_\mu)$ incident to $f^* = f_\ell$ and with a leaf of $A(\mathcal{E}_\mu)$ incident to $f^\diamond = r(\mathcal{E}_\mu)$.

Next, we discuss the case in which \mathcal{B}_μ contains vertices different from $r(\mathcal{E}_\mu)$ and not belonging to Q_u . If there exists a red vertex different from u_r that is incident to $r(\mathcal{E}_\mu)$ and belongs to \mathcal{B}_μ , then we say that \mathcal{E}_μ is of **type** $\textcircled{\text{red}}\text{-BFI1F}$, otherwise we say that \mathcal{E}_μ is of **type** $\textcircled{\text{red}}\text{-BFI1G}$. Observe that, by [Lemma 34](#), if \mathcal{E}_μ is of type $\textcircled{\text{red}}\text{-BFI1F}$, then f_ℓ is an end-vertex of \mathcal{B}_μ and u_ℓ is a leaf of $A(\mathcal{E}_\mu)$ adjacent to it; on the other hand, if \mathcal{E}_μ is of type $\textcircled{\text{red}}\text{-BFI1G}$, then $r(\mathcal{E}_\mu)$ is an end-vertex of \mathcal{B}_μ and u_ℓ is a vertex of \mathcal{B}_μ .

We now consider the case in which \mathcal{E}_μ is of type $\textcircled{\text{red}}\text{-BFI2}$. Then, \mathcal{B}_μ contains the edge $(r(\mathcal{E}_\mu), u_r)$, the path Q_u , and the edge $(u_\ell, \ell(\mathcal{E}_\mu))$. If \mathcal{B}_μ does not contain any other vertex, then we say that \mathcal{E}_μ is of **type** $\textcircled{\text{red}}\text{-BFI2A}$; otherwise, it is of **type** $\textcircled{\text{red}}\text{-BFI2B}$. Observe that, by [Lemma 34](#), if \mathcal{E}_μ is of type $\textcircled{\text{red}}\text{-BFI2B}$, then one of the outer faces of \mathcal{E}_μ is an end-vertex of \mathcal{B}_μ , while the other one is not.

The above discussion leads to the following.

Lemma 36. *If μ is of type $\textcircled{\text{red}}\text{-BF}$, any extensible embedding of H_μ is one of the types $\textcircled{\text{red}}\text{-BFN0A}$, $\textcircled{\text{red}}\text{-BFN0B}$, $\textcircled{\text{red}}\text{-BFN1A}$, $\textcircled{\text{red}}\text{-BFN1B}$, $\textcircled{\text{red}}\text{-BFN1C}$, $\textcircled{\text{red}}\text{-BFN1D}$, $\textcircled{\text{red}}\text{-BFN2}$, $\textcircled{\text{red}}\text{-BFI0A}$, $\textcircled{\text{red}}\text{-BFI0B}$, $\textcircled{\text{red}}\text{-BFI1A}$, $\textcircled{\text{red}}\text{-BFI1B}$, $\textcircled{\text{red}}\text{-BFI1C}$, $\textcircled{\text{red}}\text{-BFI1D}$, $\textcircled{\text{red}}\text{-BFI1E}$, $\textcircled{\text{red}}\text{-BFI1F}$, $\textcircled{\text{red}}\text{-BFI1G}$, $\textcircled{\text{red}}\text{-BFI2A}$, and $\textcircled{\text{red}}\text{-BFI2B}$.*

This concludes our classification of the extensible embeddings of H_μ . By [Lemmas 23, 24, 29, 31](#) and [34](#), we have the following.

Observation 4. *If $A(\mathcal{E}_\mu)$ contains two connected components, then μ is of type $\textcircled{\text{red}}\text{-BP}$ or type $\textcircled{\text{red}}\text{-BB}$.*

6.5 Handling Relevant Embeddings

Consider a node μ of \mathcal{T} different from ρ . We begin with the following definition.

Definition 6. *An embedding \mathcal{E}_μ of H_μ is **relevant** if it has a type defined in [Section 6.4](#).*

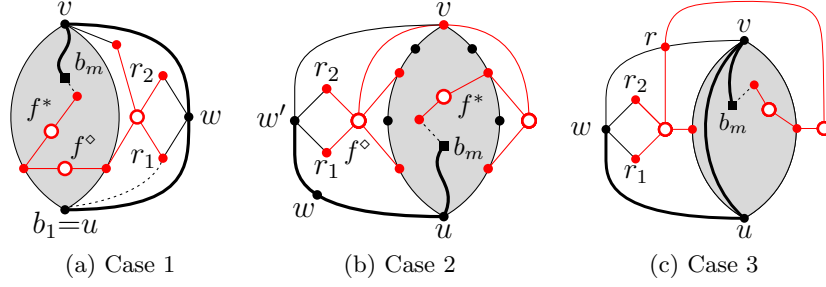
In view of the discussion of [Section 6.4](#), we have the following.

Lemma 37. *Every extensible embedding of H_μ is relevant.*

Proof. The lemma descends from [Lemmas 23, 27, 30, 32](#) and [36](#). □

A property we are going to use is that relevant embeddings of H_μ are composed of relevant embeddings of the pertinent graphs of the children of μ . Together with [Lemma 37](#), this allows us to only focus on the relevant embeddings of the pertinent graph of each node of the SPQR-tree.

Lemma 38. *Consider any relevant embedding \mathcal{E}_μ of H_μ . Then, for any child ν of μ , the restriction \mathcal{E}_ν of \mathcal{E}_μ to H_ν defines a relevant embedding of H_ν .*



Proof. If \mathcal{E}_μ is extensible, then \mathcal{E}_ν is extensible as well. Hence, by Lemma 37, we have that \mathcal{E}_ν is a relevant embedding of H_ν .

If \mathcal{E}_μ is not extensible then, in order to apply a similar argument, we change \overline{H}_μ so that \mathcal{E}_μ is extensible. More precisely, we define a new instance $\langle G', \pi'_b \rangle$ of the BIPARTITE 2-PAGE BOOK EMBEDDING WITH FIXED ORDER problem such that: (i) the black saturation H' of $\langle G', \pi'_b \rangle$ is an rb -augmented component; (ii) H' contains H_μ as a subgraph and there exists no edge with an end-vertex in $H_\mu - \{u, v\}$ and an end-vertex in $H' - H_\mu$; and (iii) there exists a neat embedding \mathcal{E}' of H' that extends \mathcal{E}_μ . This implies that \mathcal{E}_μ is extensible (with respect to the instance $\langle G', \pi'_b \rangle$). Hence, the embedding \mathcal{E}_ν of H_ν is also extensible (still with respect to $\langle G', \pi'_b \rangle$). By Lemma 37, we have that \mathcal{E}_ν is a relevant embedding of H_ν . In particular, since \mathcal{E}_μ is relevant, each rb -trivial component (r, b) of H_μ , where b is black and b is different from the poles of μ , lies in a face of \mathcal{E}_μ that corresponds to a face of the embedding (determined by \mathcal{E}_μ) of the skeleton of the proper allocation node of b .

We construct H' as follows (the definition of the instance $\langle G', \pi'_b \rangle$ is implied by the construction of H'). We initialize $H' = H$. We then remove from H' the vertices and edges not in H_μ , and we insert vertices and edges according to the following case distinction.

Case 1: If μ is of type \odot -BE or \odot -BF, then we add to H' a path (u, w, v) , where w is a black vertex, and two red vertices r_1 and r_2 that are only adjacent to w ; see Fig. 27a. Now the black vertices of H' induce a path in which $b_1 = u$; further, H' contains at least three black vertices, namely u , w , and v , and at least three red vertices, namely r_1 , r_2 , and any neighbor of u in H_μ . A neat embedding \mathcal{E}' of H' is constructed starting from \mathcal{E}_μ by embedding the path (u, w, v) in such a way that the undecided rb -trivial components of \mathcal{E}_μ , if any, as well as the rb -trivial components (w, r_1) and (w, r_2) , are all incident to the same outer face $x(\mathcal{E}_\mu)$, with $x \in \{r, \ell\}$, of \mathcal{E}_μ . In particular, if μ is of type \odot -BE or \odot -BFN0, then we set $x(\mathcal{E}_\mu)$ to any of $\ell(\mathcal{E}_\mu)$ or $r(\mathcal{E}_\mu)$. Otherwise, we select $x(\mathcal{E}_\mu)$ as follows. Let f^* and f° be the end-vertices of the backbone \mathcal{B}_μ of the caterpillar $A(\mathcal{E}_\mu)$. Recall that, by Lemma 35, up to a relabeling of f^* and f° , we have that f° is either an outer face of \mathcal{E}_μ (then we set $x(\mathcal{E}_\mu) = f^\circ$) or is an internal face of \mathcal{E}_μ incident to u_ℓ (to u_r), which is a leaf of $A(\mathcal{E}_\mu)$ (then we set $x = \ell$ or $x = r$ depending on whether u_ℓ or u_r is a leaf of $A(\mathcal{E}_\mu)$ adjacent to f° , respectively). The SPQR-tree of H' is rooted at the edge (b_1, w) . The proper allocation node of both $u = b_1$ and w is the root Q-node, while the proper allocation node of v is the S-node child of the root Q-node. Hence, the faces of \mathcal{E}' in which r_1 , r_2 , and the undecided rb -trivial component of \mathcal{E}_μ have been embedded correspond to faces of the unique embedding of the skeleton of the proper allocation node of u , v and w .

Case 2: If μ is of type \odot -RE or \odot -RF, then we add to H' a path (u, w, w', v) , where w and w' are black vertices, and two red vertices r_1 and r_2 that are only adjacent to w' ; see Fig. 27b. Now, the black vertices of H' induce a path in which $b_1 = w'$; further, H' contains at least three black vertices, namely u , w , and w' , and at least three red vertices, namely v , r_1 , and r_2 . A neat embedding \mathcal{E}' of H' is constructed starting from \mathcal{E}_μ by embedding the path (u, w, w', v) in such a way that the undecided rb -trivial components of \mathcal{E}_μ , if any, as well as the rb -trivial components (w', r_1) and (w', r_2) , are all incident to the same outer face $x(\mathcal{E}_\mu)$, with $x \in \{r, \ell\}$, of \mathcal{E}_μ . In particular, if μ is of type \odot -RE, \odot -RFN0, or \odot -RFI0, then we set $x(\mathcal{E}_\mu)$ to any of $\ell(\mathcal{E}_\mu)$

or $r(\mathcal{E}_\mu)$. Further, if μ is of type \textcircled{R} -RFN1 or \textcircled{R} -RFI1, then we set $x(\mathcal{E}_\mu)$ to the one of $\ell(\mathcal{E}_\mu)$ or $r(\mathcal{E}_\mu)$ that is red in \mathcal{E}_μ . Suppose next that μ is of type \textcircled{R} -RFN2. Then, by Lemma 24, we have that $\ell(\mathcal{E}_\mu)$ and $r(\mathcal{E}_\mu)$ are the end-vertices of \mathcal{B}_μ . If b_m is adjacent to a red vertex incident to $\ell(\mathcal{E}_\mu)$, then we set $x = r$, otherwise b_m is adjacent to a red vertex incident to $r(\mathcal{E}_\mu)$, since b_m has at least one red neighbor in H_μ , and we set $x = \ell$. Finally, suppose that μ is of type \textcircled{R} -RFI2. Then, by Lemma 26, we have that b_m shares a face with a red vertex incident to an end-vertex of \mathcal{B}_μ that corresponds to an internal face of \mathcal{E}_μ , while the other end-vertex of \mathcal{B}_μ corresponds to an outer face of \mathcal{E}_μ , say $\ell(\mathcal{E}_\mu)$. Then, we set $x = \ell$. The SPQR-tree of H' is rooted at the edge (w', w) . The proper allocation node of both $w' = b_1$ and w is the root Q-node, while the proper allocation node of both u and v is the S-node child of the root Q-node. Hence, the faces of \mathcal{E}' in which r_1 , r_2 , and the undecided rb -trivial component of \mathcal{E}_μ have been embedded correspond to faces of the unique embedding of the skeleton of the proper allocation node of w' , u and v .

Case 3: If μ is of type \mathcal{Q} -BP or \mathcal{Q} -BB, then we add to H' a path (u, w, r, v) , where w is a black vertex and r is a red vertex, and two red vertices r_1 and r_2 that are only adjacent to w ; see Fig. 27c. Now, the black vertices of H' induce a path in which $b_1 = w$; further, H' contains at least three black vertices, namely u , w , and v , and at least three red vertices, namely r , r_1 , and r_2 . A neat embedding \mathcal{E}' of H' is constructed starting from \mathcal{E}_μ by embedding the path (u, w, r, v) in such a way that the undecided rb -trivial components of \mathcal{E}_μ , if any, as well as the rb -trivial components (w, r_1) and (w, r_2) , are all incident to the same outer face $x(\mathcal{E}_\mu)$, with $x \in \{r, \ell\}$, of \mathcal{E}_μ . In particular, if μ is of type \mathcal{Q} -BP1 or \textcircled{Q} -BP3, then we set $x(\mathcal{E}_\mu)$ to any of $\ell(\mathcal{E}_\mu)$ or $r(\mathcal{E}_\mu)$. Also, if μ is of type \textcircled{C} -BP2, \textcircled{C} -BB2, \textcircled{C} -BP4, or \textcircled{C} -BP4, then we set $x(\mathcal{E}_\mu)$ to be the unique red outer face of \mathcal{E}_μ . Further, if μ is of type \textcircled{Q} -BP5 or \textcircled{Q} -BB5, then we set $x(\mathcal{E}_\mu)$ to be the outer face of \mathcal{E}_μ that forms the backbone of one of the two caterpillars of $A(\mathcal{E}_\mu)$. Finally, if μ is of type \textcircled{Q} -BB3, then we set $x(\mathcal{E}_\mu)$ to be the outer face of \mathcal{E}_μ that is not incident to any red vertex that shares a face with b_m . The SPQR-tree of H' is rooted at the edge (w, u) . The proper allocation node of both $w = b_1$ and u is the root Q-node, while the proper allocation node of v is the S-node child of the root Q-node. Hence, the faces of \mathcal{E}' in which r_1 , r_2 , and the undecided rb -trivial component of \mathcal{E}_μ have been embedded correspond to faces of the unique embedding of the skeleton of the proper allocation node of w , u and v .

In all the three considered cases, \mathcal{E}' satisfies the conditions of Lemma 9. First, $A(\mathcal{E}')$ is a caterpillar. In particular, in *Case 3*, if $A(\mathcal{E}_\mu)$ is composed of two caterpillars, then they are joined into a single one by means of the vertex r ; whereas in the other cases the backbone of $A(\mathcal{E}')$ coincides with the one of $A(\mathcal{E}_\mu)$, except, possibly, for $x(\mathcal{E}_\mu)$. Second, $x(\mathcal{E}_\mu)$ is always an end-vertex of the backbone of $A(\mathcal{E}')$, and both b_1 and r_1 are incident to $x(\mathcal{E}_\mu)$, which implies that we can set $r' = r_1$. Finally, b_m shares a face with a leaf adjacent to the other end-vertex f^* of the backbone of $A(\mathcal{E}')$. In fact, b_m belongs to H_μ and f^* is also an end-vertex of the backbone of $A(\mathcal{E}_\mu)$. Therefore, a leaf r'' of $A(\mathcal{E}')$ incident to f^* that shares a face with b_m exists, already, in $A(\mathcal{E}_\mu)$. \square

We will exploit the following definition.

Definition 7. Let \mathcal{E}_μ be a relevant embedding of H_μ . We say that \mathcal{E}_μ is *x-flipped*, with $x \in \{\ell, r\}$, if one of the following conditions holds:

- (a) the outer face $x(\mathcal{E}_\mu)$ is red, and \mathcal{E}_μ has one of the types \textcircled{R} -RFN1, \textcircled{R} -RFI1, \textcircled{C} -BP2, \textcircled{C} -BB2, \textcircled{C} -BP4, \textcircled{C} -BB4, \textcircled{R} -BFN1, and \textcircled{C} -BFI1; or
- (b) the outer face $x(\mathcal{E}_\mu)$ is the only vertex of the backbone of one of the two caterpillars composing $A(\mathcal{E}_\mu)$, and \mathcal{E}_μ has one of the types \textcircled{Q} -BP5 or \textcircled{Q} -BB5; or
- (c) the outer face $x(\mathcal{E}_\mu)$ is an end-vertex of the backbone of $A(\mathcal{E}_\mu)$, and \mathcal{E}_μ has one of the types \textcircled{R} -RFI2 and \textcircled{R} -BFI2B; or
- (d) the vertex u_x is a leaf adjacent to an end-vertex of the backbone of $A(\mathcal{E}_\mu)$, and \mathcal{E}_μ has the type \textcircled{C} -BFI0B; or

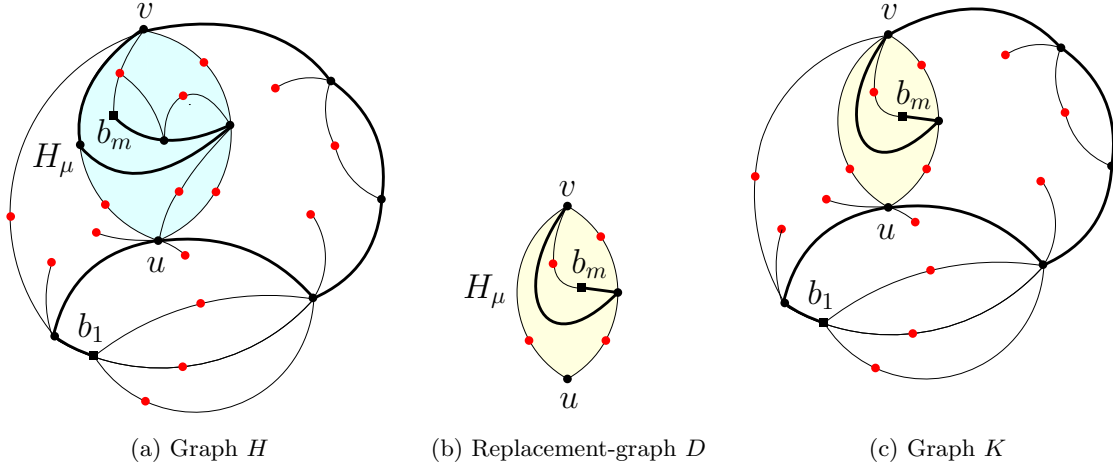


Figure 27: Illustrations for the definitions of replacement-graph and embedding-replacement. (a) A black saturation H with a planar embedding \mathcal{E} ; let \mathcal{E}_μ be the embedding of the graph H_μ in the shaded-cyan region. (b) A replacement-graph D for the graph H_μ in (a) with embedding \mathcal{E}_ν . (c) The graph K obtained by an embedding-replacement of \mathcal{E}_μ with \mathcal{E}_ν in \mathcal{E} .

- (e) the vertex b_m is incident to the outer face $x(\mathcal{E}_\mu)$, and \mathcal{E}_μ has one of the types \odot -RFN0B, \odot -BFN0B, and \odot -BFI0A; or
- (f) there exists a red vertex incident to the outer face $x(\mathcal{E}_\mu)$ that shares a face with b_m , and \mathcal{E}_μ has one of the types \odot -RFN2, \odot -BB3, \odot -BFN2, and \odot -BFI2A;
- (g) \mathcal{E}_μ has one of the other types, namely \odot -RE, \odot -BE, \odot -RFN0A, \odot -RFI0, \odot -BP1, \odot -BP3, and \odot -BFN0A.

We remark that, according to Definition 7(g), an embedding \mathcal{E}_μ of H_μ of type \odot -RE, \odot -BE, \odot -RFN0A, \odot -RFI0, \odot -BP1, \odot -BP3, and \odot -BFN0A is both r - and ℓ -flipped. This is also true if \mathcal{E}_μ is of type \odot -BFI2A and b_m shares a face both with a leaf of $A(\mathcal{E}_\mu)$ incident to f^* and with a leaf of $A(\mathcal{E}_\mu)$ incident to f° .

Next, we present some definitions and tools that we will exploit to manipulate relevant embeddings.

Definition 8. Let u and v be the poles of μ . A **replacement-graph** for H_μ is a graph D such that:

- r.1 the vertex set of D contains u and v ;
- r.2 each vertex of D is colored either red or black and the vertices u and v have the same color as in H ;
- r.3 there exist no rb -trivial component incident to u or v in D ; and
- r.4 denote by K the graph obtained from H by removing the vertices and the edges of H_μ —except for u , v , and their incident rb -trivial components, if any—and by inserting D in the resulting graph, while identifying the vertices u and v in the two graphs; then K is an rb -augmented component.

In other words, K is the black saturation of a new instance of the BIPARTITE 2-PAGE BOOK EMBEDDING WITH FIXED ORDER problem, such that \bar{H}_μ coincides with $K - (D - \{u, v\})$. Let \mathcal{T}_{K^-} be the SPQR-tree of the biconnected graph K^- obtained from K by removing the vertices of degree 1 (i.e., its rb -trivial components). By rooting \mathcal{T}_{K^-} at the Q-node corresponding to the

edge (b_1, b_2) (that is, at the same Q-node at which \mathcal{T} is rooted), we have that \mathcal{T}_{K^-} contains a node ν with poles u and v . Note that \mathcal{T} and \mathcal{T}_{K^-} coincide, except for the subtrees rooted at μ and at ν , respectively, and that the pertinent graph K_ν of ν coincides with D . Hence, in the following, by *type* of the replacement-graph D , we mean the type (i.e., \odot -RE, \odot -RF, \odot -BE, \odot -BP, \odot -BB, or \odot -BF) of the node ν in \mathcal{T}_{K^-} . Further, we extend the notions of *embedding type* and of *relevant embedding* to embeddings of replacement-graphs.

Let \mathcal{E}_ν be a relevant embedding of K_ν with the same type as \mathcal{E}_μ . We say that \mathcal{E}_ν and \mathcal{E}_μ *have the same flip* if they are either both r -flipped or both ℓ -flipped.

Let \mathcal{E} be an embedding of H that extends \mathcal{E}_μ , and let \mathcal{E}_ν be a relevant embedding of K_ν with the same type and the same flip as \mathcal{E}_μ . An *embedding-replacement of \mathcal{E}_μ with \mathcal{E}_ν in \mathcal{E}* is an operation defined as follows; refer again to Fig. 27. We delete from \mathcal{E} the edges of H_μ and the vertices of H_μ different from u and v and from the rb -trivial components incident to such vertices, if any, and we insert \mathcal{E}_ν inside the region in which the deleted vertices and edges of H_μ used to lie, identifying the vertices u and v of \mathcal{E}_ν and of \mathcal{E} . This is done in such a way that each rb -trivial component incident to a poles of μ that lie inside $x(\mathcal{E}_\mu)$ in \mathcal{E} lies inside $x(\mathcal{E}_\nu)$ in the resulting embedding \mathcal{E}' of K , with $x \in \{\ell, r\}$. By construction, \mathcal{E}' extends \mathcal{E}_ν . Furthermore, each rb -trivial component of H incident to u or v , if any, lies in \mathcal{E}' either in $\ell(\mathcal{E}_\nu)$, or in $r(\mathcal{E}_\nu)$, or in a face (delimited by edges of \overline{H}_μ) that is also a face of \mathcal{E} .

We conclude the section with the following.

Lemma 39 (Child Replacement). *Let μ be a node of \mathcal{T} and let λ be a child of μ in \mathcal{T} . Let \mathcal{E}_μ be an embedding of H_μ , and let \mathcal{E}_λ be the embedding of H_λ such that \mathcal{E}_μ extends \mathcal{E}_λ . Also, let D be a replacement-graph for H_λ and let \mathcal{E}_D be an embedding of D with the same type and the same flip as \mathcal{E}_λ . Let H_μ^* be the graph obtained from H_μ by replacing H_λ with D and let \mathcal{E}_μ^* be the embedding of H_μ^* obtained from \mathcal{E}_μ by performing an embedding-replacement of \mathcal{E}_λ with \mathcal{E}_D ; refer to Fig. 28. Then \mathcal{E}_μ and \mathcal{E}_μ^* have the same type and the same flip.*

Proof. First, we observe that the type of μ after the replacement remains the same. In fact, the poles of μ are the same after the replacement, by Definition 8. There exists a path composed of black vertices in H_μ if and only if there exists a path composed of black vertices in H_μ^* , due to the fact that H_λ contains a black path composed of black vertices if and only if D contains such a path. Finally, b_m is a pole or a non-pole vertex of μ before the replacement if and only if it is a pole or a non-pole vertex of μ , respectively, due to the fact that the type of \mathcal{E}_λ and \mathcal{E}_D coincide.

According to the definitions of type and flip we have to prove that:

1. Each connected component of $A(\mathcal{E}_\mu^*)$ is a caterpillars and the number of components composing $A(\mathcal{E}_\mu)$ and $A(\mathcal{E}_\mu^*)$ is the same—Feature (F1);
2. Face $x(\mathcal{E}_\mu)$, with $x \in \{\ell, r\}$, belongs to $A(\mathcal{E}_\mu)$ if and only if $x(\mathcal{E}_\mu^*)$ belongs to $A(\mathcal{E}_\mu^*)$ —Feature (F2) and Definition 7 of x -flipped. Moreover, face $x(\mathcal{E}_\mu)$ is an end-vertex of a backbone of $A(\mathcal{E}_\mu)$ if and only if $x(\mathcal{E}_\mu^*)$ is an end-vertex of a backbone of $A(\mathcal{E}_\mu^*)$;
3. Face $f_x(\mathcal{E}_\mu)$, with $x \in \{\ell, r\}$, is an end-vertex of a backbone of $A(\mathcal{E}_\mu)$ if and only if $f_x(\mathcal{E}_\mu^*)$ is an end-vertex of a backbone of $A(\mathcal{E}_\mu^*)$, where $f_x(\mathcal{E}_\mu)$ and $f_x(\mathcal{E}_\mu^*)$ are the faces that play the role of f_x in \mathcal{E}_μ and \mathcal{E}_μ^* , respectively. Note that these faces may only exist if μ is of type \odot -BF or \odot -BE-fat, and thus there exists at least one red vertex incident to each outer face of \mathcal{E}_μ and \mathcal{E}_μ^* ;
4. The end-vertex of a backbone of $A(\mathcal{E}_\mu)$ that is adjacent to the leaf r'' of $A(\mathcal{E}_\mu)$ that shares a face with b_m in \mathcal{E}_μ is $\ell(\mathcal{E}_\mu)$, $r(\mathcal{E}_\mu)$, $f_\ell(\mathcal{E}_\mu)$, $f_r(\mathcal{E}_\mu)$, or is none of such faces, if and only if the end-vertex of a backbone of $A(\mathcal{E}_\mu^*)$ that is adjacent to the leaf r'' of $A(\mathcal{E}_\mu^*)$ that shares a face with b_m in \mathcal{E}_μ^* is $\ell(\mathcal{E}_\mu^*)$, $r(\mathcal{E}_\mu^*)$, $f_\ell(\mathcal{E}_\mu^*)$, $f_r(\mathcal{E}_\mu^*)$, or none of such faces, respectively. Note

that the faces $f_x(\mathcal{E}_\mu)$ and $f_x(\mathcal{E}_\mu^*)$, with $x \in \{\ell, r\}$ may exist only if μ is of type \odot -BF and \odot -BE-fat;

5. The backbone of $A(\mathcal{E}_\mu)$ contains at least an internal face of \mathcal{E}_μ if and only if the backbone of $A(\mathcal{E}_\mu^*)$ contains at least an internal face of \mathcal{E}_μ^* —Feature (F3);
6. If \mathcal{E}_μ is of type \odot -RFN1, or \odot -BFN1, or \odot -BFI1, then b_m is incident to the outer face of \mathcal{E}_μ that does not belong to $A(\mathcal{E}_\mu)$ if and only if b_m is incident to the outer face of \mathcal{E}_μ^* that does not belong to $A(\mathcal{E}_\mu^*)$;
7. If μ is of type \odot -BF or \odot -RF and \mathcal{E}_μ is of type neither \odot -RFN1, nor \odot -BFN1, nor \odot -BFI1, then b_m is an internal vertex of \mathcal{E}_μ if and only if it is an internal vertex of \mathcal{E}_μ^* ; furthermore, if b_m is not an internal vertex of \mathcal{E}_μ , then b_m is incident to the outer face $x(\mathcal{E}_\mu)$ if and only if it is incident to the outer face $x(\mathcal{E}_\mu^*)$, with $x \in \{\ell, r\}$.
8. If \mathcal{E}_μ is of type \odot -RFN1, then b_m shares a face with at least a red vertex w different from v in \mathcal{E}_μ if and only if b_m shares a face with at least a red vertex w' different from v in \mathcal{E}_μ^* . Also, if \mathcal{E}_μ is of type \odot -BFI1, then b_m shares a face with a leaf incident to the red outer face of \mathcal{E}_μ if and only if b_m shares a face with a leaf incident to the red outer face of \mathcal{E}_μ^* ; and
9. If \mathcal{E}_μ is of type \odot -BFI1, then the degree of v in $A(\mathcal{E}_\mu)$ is the same as in $A(\mathcal{E}_\mu^*)$.

By hypothesis, we have that all the properties listed above hold when λ , \mathcal{E}_λ , and \mathcal{E}_D are considered in place of μ , \mathcal{E}_μ , and \mathcal{E}_μ^* , respectively. We also observe the following facts.

Fact 1. *The part of $A(\mathcal{E}_\mu)$ that depends on the pertinent graphs of the children of μ different from λ is the same as in $A(\mathcal{E}_\mu^*)$.*

Fact 2. *If μ is of type either \odot -BP or \odot -BB, then there exists at least one red vertex incident to $x(\mathcal{E}_\lambda)$, with $x \in \{\ell, r\}$, if and only if there exists at least one red vertex incident to $x(\mathcal{E}_D)$. Also, if μ is of type neither \odot -BP nor \odot -BB, then there exist 1 or more than one red vertices incident to $x(\mathcal{E}_\lambda)$, with $x \in \{\ell, r\}$, if and only if there exist 1 or more than one red vertices incident to $x(\mathcal{E}_D)$.*

Fact 1 holds by construction, while **Fact 2** descends from Items 2 and from **Definition 5**.

We now prove that Items 1–9 hold for μ . Let \mathcal{S}_μ be the embedding of $sk(\mu)$ determined by \mathcal{E}_μ , and let e_λ be the virtual edge of $sk(\mu)$ that corresponds to λ .

Item 1 for μ descends from Items 1, 2, 3, 5, and 9 for λ and from **Fact 1**.

We prove Item 2 for μ . First observe that, if e_λ is not incident to an outer face of \mathcal{S}_μ , then Item 2 trivially holds. Otherwise, Item 2 for μ descends from **Facts 1** and **2**.

We prove Item 3 for μ . First observe that, if e_λ is not incident to a face of \mathcal{S}_μ that contains the neighbor u_x of u that is incident to $x(\mathcal{E}_\mu)$, then Item 3 trivially holds. Otherwise, Item 3 for μ descends from **Facts 1** and **2**. As an example, suppose that \mathcal{E}_μ is of type \odot -BFI1G and that it is flipped so that u_ℓ is incident to two red faces in \mathcal{E}_μ ; refer to **Fig. 28**. Let f be the face of \mathcal{S}_μ that is shared by u_x and e_λ . If the face f^* of \mathcal{E}_μ^* corresponding to f is not red, then there exists no non-pole red vertex of D that is incident to f^* . Thus, either \mathcal{E}_D is of type \odot -BP2, \odot -BP4, \odot -BB2, \odot -BB4, or u_ℓ is a pole of D and \mathcal{E}_D is of type \odot -RFN0, \odot -RFI0, \odot -RFN1, or \odot -RFI1. However, by **Facts 1** and **2**, it follows that the face of \mathcal{E}_μ corresponding to f is not red, a contradiction to the fact that \mathcal{E}_μ is of type \odot -BFI1G.

We prove Item 4 for μ . Suppose first that the end-vertex of the backbone of $A(\mathcal{E}_\mu)$ that is adjacent to a leaf r'' of $A(\mathcal{E}_\mu)$ that shares a face with b_m is an outer face of \mathcal{E}_μ , say $\ell(\mathcal{E}_\mu)$. By Item 2 for μ , we have that $\ell(\mathcal{E}_\mu^*)$ is an end-vertex of the backbone of $A(\mathcal{E}_\mu^*)$. Since b_m belongs to H_μ , then μ is of type either \odot -BB, or \odot -RF, or \odot -BF. First, if each of b_m and r'' either does

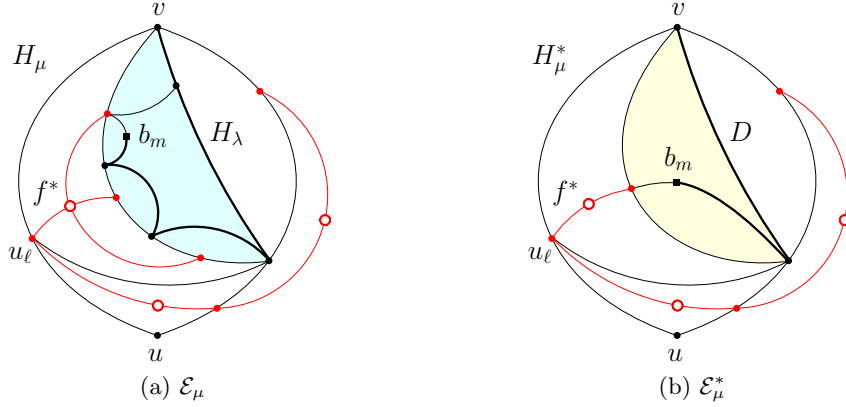


Figure 28: Illustration for the proof that Item 3 holds for μ . The type of \mathcal{E}_μ is BFI1G and the type of \mathcal{E}_λ is BB2 .

not belong to H_λ or is a pole of H_λ , then Item 4 for μ follows by [Fact 1](#). If both b_m and r'' belong to H_λ , then Item 4 for μ follows from Item 4 for λ . Suppose now that b_m is a non-pole vertex of H_λ , while r'' does not belong to H_λ . By [Fact 1](#), this implies that r'' is incident to $\ell(\mathcal{E}_\mu^*)$. Then, the face g of \mathcal{E}_μ that is shared by b_m and r'' corresponds to a face f of \mathcal{S}_μ , which is incident to e_λ . We claim that g is red. Since b_m is a non-pole vertex of H_λ that is incident to the outer face of \mathcal{E}_λ that correspond to f , there exists two neighbors of b_m that are incident to g . Since b_m has exactly one black neighbor, at least one of these two vertices is red. This vertex and r'' imply that g is red. The above claim, the fact that g contains r'' , and the fact that r'' is a leaf of $A(\mathcal{E}_\mu)$ incident to $\ell(\mathcal{E}_\mu)$, by hypothesis, implies that g coincides with $\ell(\mathcal{E}_\mu)$. Therefore, b_m is incident to $\ell(\mathcal{E}_\mu)$. By Items 6 or 7 for λ , we have that b_m is also incident to $\ell(\mathcal{E}_\mu^*)$, when λ is of type either BF or RF . This implies that Item 4 holds for μ in this case. Suppose, finally, that λ is of type BB . Note that, the type of \mathcal{E}_λ is neither BB4 nor BB5 , as otherwise $\ell(\mathcal{E}_\mu)$ would not be the end-vertex of the spine of $A(\mathcal{E}_\mu)$ that is incident to a leaf of $A(\mathcal{E}_\mu)$ sharing a face with b_m , by [Lemma 35](#). If \mathcal{E}_μ is of type either BB2 or BB3 , then there exists a red neighbor of b_m in H_λ that is incident to an outer face of \mathcal{E}_λ , since b_m has exactly one black neighbor. By Item 4 for λ , we have that this red vertex is incident to the outer face of \mathcal{E}_λ that corresponds to $\ell(\mathcal{E}_\mu^*)$. Thus, we can use this red vertex to play the role of r'' in \mathcal{E}_μ^* .

We prove Item 5 for μ . Suppose first that \mathcal{E}_λ contains at least one internal red face, which implies that \mathcal{E}_μ contains at least one internal red face. By Item 5 for λ , we have that \mathcal{E}_D contains at least one internal red face, which implies that \mathcal{E}_μ^* contains at least one internal red face. Suppose then that \mathcal{E}_λ contains at least one outer red face that corresponds to an internal red face of \mathcal{E}_μ . By [Facts 1](#) and [2](#), we have that \mathcal{E}_D contains at least one outer red face that corresponds to an internal red face of \mathcal{E}_μ^* . Suppose that there exists an internal red face of \mathcal{E}_μ that contains no vertex of H_λ . Then, by [Fact 1](#), such a face is also red in \mathcal{E}_μ^* . This implies that Item 5 holds for μ .

We prove Item 6 for μ . If b_m either does not belong to H_λ or is a pole of λ , then Item 6 descends from [Fact 1](#). Otherwise, b_m is a non-pole vertex of H_λ . Suppose that b_m is incident to the outer face $x(\mathcal{E}_\mu)$ of \mathcal{E}_μ , with $x \in \{\ell, r\}$, that does not belong to $A(\mathcal{E}_\mu)$. Then, b_m is incident to the outer face $y(\mathcal{E}_\lambda)$ of \mathcal{E}_λ that corresponds to $x(\mathcal{E}_\mu)$, with $y \in \{\ell, r\}$. This implies that $y(\mathcal{E}_\lambda)$ does not belong to $A(\mathcal{E}_\lambda)$, as otherwise $x(\mathcal{E}_\mu)$ would belong to $A(\mathcal{E}_\mu)$. By Item 2 and either Items 6 or 7 for λ , we have that b_m is incident to the outer face of \mathcal{E}_D that does not belong to \mathcal{E}_D , which corresponds to the outer face $x(\mathcal{E}_\mu^*)$ of \mathcal{E}_μ^* . Thus, Item 6 holds for μ .

The proof that Item 7 holds for μ is analogous to the one that Item 6 holds for μ and it exploits [Fact 1](#), and Item 2 and either Item 6 or 7 for λ .

We prove Item 8 for μ . First, if each of b_m and w either does not belong to H_λ or is a pole

of H_λ , then Item 8 for μ follows by [Fact 1](#). If both b_m and w belong to H_λ , then Item 8 for μ follows from Item 7 or 8 for λ . Suppose now that b_m is a non-pole vertex of H_λ , while w does not belong to H_λ . Note that, e_λ and a virtual edge e_w such that w belongs to H_{e_w} share a face f of \mathcal{S}_μ . In particular, b_m and w are incident to the face of \mathcal{E}_μ that corresponds to f . By [Fact 1](#), w is incident to the face of \mathcal{E}_μ^* that corresponds to f . The fact that also b_m is incident to such a face follows from Items 6 or 7 for λ .

Finally, we prove Item 9 for μ . Note that, since \mathcal{E}_μ is of type RFI1 and by Item 2 for μ , we have that v is adjacent to exactly one outer face both in $A(\mathcal{E}_\mu)$ and in $A(\mathcal{E}_\mu^*)$. We show that v is incident to an internal red face g in \mathcal{E}_μ if and only if it is incident to an internal red face in \mathcal{E}_μ^* . The proof is analogous to the one of Item 3, where v plays the role of u_ℓ . Namely, if e_λ is not incident to any face of \mathcal{S}_μ that is incident to v , this holds by [Fact 1](#). If g is internal to \mathcal{E}_λ , then v is a pole of e_λ and this holds by Item 9 for λ . Otherwise, g corresponds to a face g' of \mathcal{S}_μ . Then, this holds by [Facts 1](#) and [2](#). This concludes the proof. \square

7 Testing and Embedding Algorithm

In this section, we show how to solve in linear time the B2BEFO problem. In particular, we prove the following.

Theorem 2. *Let $\langle G, \pi_b \rangle$ be an instance of the BIPARTITE 2-PAGE BOOK EMBEDDING WITH FIXED ORDER problem, where G is an n -vertex bipartite planar graph and π_b is a linear ordering of the black vertices of G . There exists an $O(n)$ -time algorithm that tests whether $\langle G, \pi_b \rangle$ admits a solution and, if any, constructs one.*

Proof. The algorithm of [Theorem 2](#) consists of the following steps, all of which can be performed in linear time. First, construct the black saturation H of $\langle G, \pi_b \rangle$, by adding an edge between any two black vertices of G that are consecutive in π_b . Second, test whether H is planar [[30](#)], which, by [Observation 1](#), is a necessary condition for $\langle G, \pi_b \rangle$ to be a positive instance of the B2BEFO problem. Third, compute the block-cut-vertex tree of H [[31](#)], and construct the rb -augmented components for H as described in [Section 5](#). Recall that, by [Lemmas 9, 13](#) and [19](#), $\langle G, \pi_b \rangle$ is a positive instance of the B2BEFO problem if and only if each rb -augmented component admits a neat embedding. Fourth, consider each rb -augmented component, which we still denote by H , and compute in $O(|H|)$ time whether it admits a neat embedding, by [Theorem 3](#) whose proof is contained in the remainder of the section. This concludes the test on whether $\langle G, \pi_b \rangle$ is a positive instance of the BIPARTITE 2-PAGE BOOK EMBEDDING WITH FIXED ORDER problem.

Finally, if the test above succeeds, we compute a B2BEFO of $\langle G, \pi_b \rangle$ in linear time as follows. First, we exploit [Theorem 4](#) in [Section 7.2](#) to compute a neat embedding of H in $O(|H|)$ time, for each rb -augmented component H . Second, by applying [Corollary 5](#), we obtain a neat embedding of the black saturation of $\langle G, \pi_b \rangle$ in $O(|G|)$ time. Finally, by applying [Lemma 10](#), we obtain a B2BEFO of $\langle G, \pi_b \rangle$ from the constructed neat embedding in $O(|G|)$ time. This concludes the proof. \square

[Theorem 2](#), together with [Lemma 10](#) and [Corollaries 2](#) and [5](#), implies the following.

Corollary 6. *The 2-LEVEL QUASI-PLANARITY WITH FIXED ORDER problem is linear-time solvable. Further, given a bipartite graph $K = (U_b, U_r, E_K)$ and a total order σ_b of the vertices in U_b , a 2-level quasi-planar drawing in which the vertices in U_b lie along a straight line in the order σ_b can be constructed in linear time, if it exists.*

Let H be an rb -augmented component and let $P = (b_1, b_2, \dots, b_m)$ be the black path of H . In the following, we show how to test in linear time whether H admits a neat embedding (see [Theorem 3](#)). First, we compute the biconnected graph H^- obtained from H by removing its

degree-1 vertices; we construct the SPQR-tree \mathcal{T} of H^- and root it at the Q-node ρ corresponding to the edge (b_1, b_2) . This can be done in linear time [15, 26]. We will traverse \mathcal{T} bottom-up and compute, for each node $\mu \neq \rho$ of \mathcal{T} , the types of the relevant embeddings that H_μ admits, using a dynamic-programming approach. We say that an embedding type is *admissible* for μ if H_μ admits a relevant embedding of that type. Lemmas 23, 27, 30, 32, 33 and 36 imply the following.

Property 2. *The set of admissible types for a node μ has $O(1)$ size.*

If there is a node μ of \mathcal{T} for which the set of admissible types is empty, then we will reject the instance (Lemma 40). Otherwise, we will conclude that H admits a neat embedding (Lemma 41).

Lemma 40. *If the set of admissible types for a non-root node μ of \mathcal{T} is empty, then H does not admit any neat embedding.*

Proof. Suppose for a contradiction that H admits a neat embedding \mathcal{E} and that there exists a node μ of \mathcal{T} whose set of admissible types is empty. By Definition 4, the restriction of \mathcal{E} to H_μ defines an extensible embedding \mathcal{E}_μ of H_μ . By Lemma 37, we have that \mathcal{E}_μ is relevant, hence the set of admissible types for μ is not empty, a contradiction. \square

Lemma 41. *If the set of admissible types for the child of the root ρ of \mathcal{T} is not empty, then H admits a neat embedding.*

Proof. Let μ be the child of the root ρ of \mathcal{T} . By Lemma 16, we have that μ is of type \odot -BF and the pole u coincides with b_1 . Since μ has at least one admissible type, we have that H_μ admits a relevant embedding \mathcal{E}_μ . We prove that \mathcal{E}_μ is extensible, by showing that it can be augmented to a neat embedding \mathcal{E} of H . For this, we route the edge (u, v) in the outer face of \mathcal{E}_μ . Moreover, we place the undecided rb -trivial component incident to u (if any) or to v (if any) in one of the two faces incident to (u, v) as described below, based on the type of \mathcal{E}_μ . Observe that both such faces correspond to faces of the unique embedding of the skeleton of ρ , which is the proper allocation node of u and v . Therefore, in order to prove that \mathcal{E} is neat, it suffices to show \mathcal{E} is good, i.e., it satisfies the Conditions a and b of Lemma 9.

- *Suppose first that the type of \mathcal{E}_μ is \odot -BFN0.* Refer to Fig. 29a. Note that, in this case, there exists an undecided rb -trivial component incident to u and an undecided rb -trivial component incident to v , as otherwise H does not contain at least three red vertices. In fact, by Lemma 22, we have that \mathcal{E}_μ contains no internal red vertex, since no internal face of \mathcal{E}_μ is red; furthermore, \mathcal{E}_μ does not contain any red vertex incident to the outer face other than $u_\ell = u_r$ (this equality is discussed before Lemma 35) and those of the undecided rb -trivial components, since no outer face of \mathcal{E}_μ is red. To obtain \mathcal{E} , we let the two undecided rb -trivial components lie inside the same face $f \in \{\ell(\mathcal{E}_\mu), r(\mathcal{E}_\mu)\}$ incident to (u, v) . We have that \mathcal{E} satisfies Condition a. In fact, $A(\mathcal{E})$ is a star centered at f , thus it is also a caterpillar and its (trivial) backbone contains the unique red face f of \mathcal{E}_μ . Also, \mathcal{E} satisfies Condition b. In fact, we can set $f = f_1 = f_k$; also, we can select the leaf r' of $A(\mathcal{E})$ sharing a face with $b_1 = u$ to be the red vertex of an undecided rb -trivial component; finally, we can select the leaf r'' of $A(\mathcal{E})$ sharing a face with b_m to be the red vertex $u_\ell = u_r$ (indeed, note that b_m shares a face of \mathcal{E}_μ , and hence of \mathcal{E} , with $u_\ell = u_r$ both if the type of \mathcal{E}_μ is \odot -BFN0A and if it is \odot -BFN0B).
- *Suppose next that the type of \mathcal{E}_μ is \odot -BFIO.* Refer to Fig. 29b. Let f^* and f^\diamond be the end-vertices of the backbone \mathcal{B}_μ of the caterpillar $A(\mathcal{E}_\mu)$. By Lemma 35, we have that (up to exchanging f^* with f^\diamond and/or u_r with u_ℓ):
 1. b_m shares a face with a leaf of $A(\mathcal{E}_\mu)$ adjacent to f^* ; and

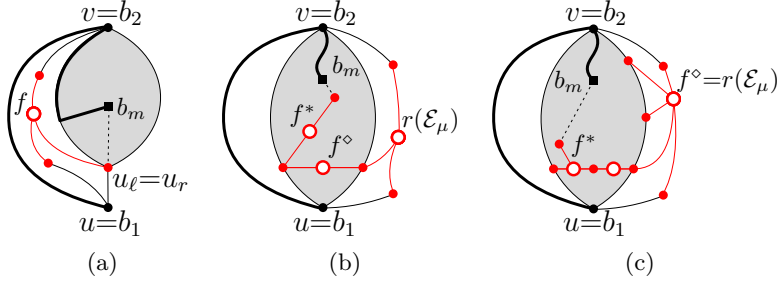


Figure 29: Extending an embedding \mathcal{E}_μ of the pertinent graph of the child μ of the root ρ of \mathcal{T} to a neat embedding \mathcal{E} of H . In (a) the type of \mathcal{E}_μ is \odot -BFN0 (in particular, \odot -BFN0A), in (b) the type of \mathcal{E}_μ is \odot -BF10 (in particular, \odot -BF10B), while in (c) the type of \mathcal{E}_μ is of one of the remaining types \odot -BF (in particular, \odot -BF11D).

2. f^\diamond is an internal face of \mathcal{E}_μ incident to u_r , and u_r is a leaf of $A(\mathcal{E}_\mu)$.

To obtain \mathcal{E} , we distinguish two cases based on whether undecided rb -trivial components exist or not. Suppose first that no undecided rb -trivial component exists. We have that \mathcal{E} satisfies [Condition a](#), since $A(\mathcal{E}) = A(\mathcal{E}_\mu)$ is a caterpillar by [Lemma 34](#). Also, \mathcal{E} satisfies [Condition b](#). In fact, we can set $f_1 = f^\diamond$ and $f_k = f^*$. Also, we can set u_r to be the leaf r' of $A(\mathcal{E})$ sharing a face with $b_1 = u$. Finally, we can set as r'' the leaf of $A(\mathcal{E}_\mu)$ adjacent to f^* and sharing a face with b_m . Suppose now that undecided rb -trivial components exist. To obtain \mathcal{E} , we let the undecided rb -trivial components lie inside $r(\mathcal{E}_\mu)$. We have that \mathcal{E} satisfies [Condition a](#). In fact, \mathcal{E} contains the same red faces as \mathcal{E}_μ plus $r(\mathcal{E}_\mu)$. The auxiliary graph $A(\mathcal{E})$ is obtained by adding to $A(\mathcal{E}_\mu)$ the edge $(u_r, r(\mathcal{E}_\mu))$ and edges connecting $r(\mathcal{E}_\mu)$ to the red vertex of each undecided rb -trivial component. Clearly, we obtained a caterpillar whose backbone is the same as the one of $A(\mathcal{E}_\mu)$ plus the path $(f^\diamond, u_r, r(\mathcal{E}_\mu))$. Also, \mathcal{E} satisfies [Condition b](#). In fact, we can set $f_1 = r(\mathcal{E}_\mu)$ and $f_k = f^*$. Also, we can set the red vertex of one undecided rb -trivial component to be the leaf r' of $A(\mathcal{E})$ sharing a face with $b_1 = u$. Finally, we can set as r'' the leaf of $A(\mathcal{E}_\mu)$ adjacent to f^* and sharing a face with b_m .

- Suppose finally that \mathcal{E}_μ is of one of the remaining types \odot -BF. Refer to [Fig. 29c](#). We have that at least one of $\ell(\mathcal{E}_\mu)$ or $r(\mathcal{E}_\mu)$ is red. Suppose, w.l.o.g., that $r(\mathcal{E}_\mu)$ is red. To obtain \mathcal{E} , we let the undecided rb -trivial components, if any, lie inside $r(\mathcal{E}_\mu)$. We have that \mathcal{E} satisfies [Condition a](#). In fact, \mathcal{E} contains the same red faces as \mathcal{E}_μ . The auxiliary graph $A(\mathcal{E})$ is obtained from $A(\mathcal{E}_\mu)$ by connecting $r(\mathcal{E}_\mu)$ to the red vertex of each undecided rb -trivial component, if any. Since $A(\mathcal{E}_\mu)$ is a caterpillar by [Lemma 34](#), we obtained a caterpillar, whose backbone is the same as the one of $A(\mathcal{E}_\mu)$. Also, \mathcal{E} satisfies [Condition b](#). In fact, by [Lemma 35](#), up to a relabeling of f^* and f^\diamond , we have that:

1. b_m shares a face with a leaf of $A(\mathcal{E}_\mu)$ adjacent to f^* ; and
2. f^\diamond is either an outer face of \mathcal{E}_μ or is an internal face of \mathcal{E}_μ incident to u_ℓ (to u_r); in the latter case, u_ℓ (resp. u_r) is a leaf of $A(\mathcal{E}_\mu)$.

Then we can set $f_1 = f^\diamond$ and $f_k = f^*$. Also, if f^\diamond is an outer face of \mathcal{E}_μ , we can set any red leaf of $A(\mathcal{E}_\mu)$ adjacent to f^\diamond to be the leaf r' of $A(\mathcal{E})$ sharing a face with $b_1 = u$; otherwise, if f^\diamond is an internal face of \mathcal{E}_μ we can set the one between u_ℓ and u_r that is a leaf of $A(\mathcal{E}_\mu)$ adjacent to f^\diamond to be the leaf r' of $A(\mathcal{E})$ sharing a face with $b_1 = u$. Finally, we can set as r'' the leaf of $A(\mathcal{E}_\mu)$ adjacent to f^* and sharing a face with b_m .

This completes the case distinction and hence the proof of the lemma. \square

7.1 The Bottom-up Traversal

Let μ be a node \mathcal{T} and let e_μ be the virtual edge representing μ in the skeleton of the parent of μ . We denote the poles of μ (the end-vertices of e_μ) as u_μ and v_μ . In particular, u_μ is a black vertex, and if v_μ is also black, then u_μ precedes v_μ along P . Also, we say that an admissible type for μ is an admissible type for e_μ .

By [Lemmas 40](#) and [41](#), in order to test whether H admits a neat embedding, we will compute the set of admissible types for all the non-root nodes of \mathcal{T} . Note that we are also interested in constructing a neat embedding of H , if any. Such a task would be easily achieved if we could store an embedding of H_μ , for each admissible type for μ , however this would imply a quadratic running time. In order to achieve a linear running time, for each node μ and for each admissible type t_μ for μ , we store in μ the following pieces of information, whose size is $O(|sk(\mu)|)$.

Definition 9. *The following pieces of information form an embedding configuration for μ :*

- (i) a planar embedding \mathcal{S}_μ of $sk(\mu)$;
- (ii) for each vertex w of $sk(\mu)$ that is incident to an rb-trivial component and such that μ is the proper allocation node of w , a designated face f_w of \mathcal{S}_μ incident to w ,
- (iii) an admissible type t_i , for each virtual edge e_i of $sk(\mu)$, and
- (iv) a label $x_i \in \{\ell, r\}$, for each virtual edge e_i of $sk(\mu)$.

In [Section 7.2](#), we will show how the computed information can be exploited to construct a neat embedding \mathcal{E} of H , if any, in linear time (see [Theorem 4](#)).

In the bottom-up traversal of \mathcal{T} , we distinguish four cases, based on whether μ is a Q-, S-, P-, or an R-node. Observe that the leaves of \mathcal{T} are all Q-nodes.

Suppose that μ is a Q-node. If v_μ is black, then the only admissible type t_μ for μ is \mathcal{Q} -BP1. Otherwise, v_μ is red, and the only admissible type t_μ for μ is \mathcal{Q} -RE. Since in both cases, $\mathcal{S}(t_\mu)$ is the unique embedding of $sk(\mu) = (u_\mu, v_\mu)$, $sk(\mu)$ does not contain any virtual edges, and μ is not the proper allocation node of any vertex, we do not need to store any embedding configuration for μ .

If μ is not a Q-node, then it has $k \geq 2$ children ν_1, \dots, ν_k . For the sake of readability, we let $e_i = e_{\nu_i}$, $u_i = u_{\nu_i}$, and $v_i = v_{\nu_i}$. We will compute the set of admissible types and embedding configurations for μ , assuming to have already computed the same information for ν_1, \dots, ν_k . A key technical ingredient in our approach would be the construction of embeddings of H_μ , obtained by substituting each virtual edge e of $sk(\mu)$ with an embedding of its pertinent graph H_e whose type is one of the admissible types for e . A naive implementation of this technique would, however, immediately imply a super-linear running time. Therefore, in order to achieve a linear running time and in virtue of [Lemma 39](#), rather than substituting e with an embedding of H_e , we will substitute it with an embedding of a constant-size replacement-graph for H_e (recall [Definition 8](#)) whose type is the same as the one of the embedding of H_e . To this aim, we will exploit a dictionary \mathcal{D} that associates each embedding type t with a plane graph of constant size, called *t-gadget*, whose embedding is of type t . This graph will be used as a replacement-graph for H_e . The dictionary \mathcal{D} contains the plane graphs illustrated in [Figs. 19, 21, 22, 24](#) and [26](#).

Lemma 42. *The dictionary \mathcal{D} contains a t-gadget, for each embedding type t , and has $O(1)$ size.*

Proof. The first part of the statement can be observed by comparing the graphs in [Figs. 19, 21, 22, 24](#) and [26](#) with the definitions of the types \mathcal{Q} -RE, \mathcal{Q} -RF, \mathcal{Q} -BE, \mathcal{Q} -BB/ \mathcal{Q} -BP, and \mathcal{Q} -BF, respectively. For instance, consider the plane graph $\mathcal{D}(t)$ in [Fig. 26](#) labeled as \mathcal{Q} -BF1G. Since its poles are black, since there exists no black path between them, and since b_m is an internal vertex of $\mathcal{D}(t)$, we have that the type of $\mathcal{D}(t)$ is \mathcal{Q} -BF. Furthermore, the auxiliary graph of $\mathcal{D}(t)$

is a caterpillar whose backbone contains two internal red faces and one outer face. Finally, one end-vertex of the backbone of $\mathcal{D}(t)$ is an outer face, while the other end-vertex is an internal face, different from f_ℓ and f_r , that is incident to a leaf of the caterpillar that shares a face with b_m . Therefore, $\mathcal{D}(t)$ has type $t = \text{BFII}G$, and hence $\mathcal{D}(t)$ can serve as a t -gadget. The second part of the statement follows from [Property 2](#) and from the fact that each t -gadget has constant size, by construction. \square

Given an embedding configuration \mathcal{C}_μ for μ , the *realization* of \mathcal{C}_μ is the plane graph $R(\mathcal{C}_\mu)$ obtained as follows. First, initialize $R(\mathcal{C}_\mu) = \mathcal{S}_\mu$. Second, for each vertex w of $sk(\mu)$ such that f_w is defined, place the rb -trivial component incident to w inside f_w . Finally, for each virtual edge e_i of $sk(\mu)$, replace $e_i = (u_i, v_i)$ in $R(\mathcal{C}_\mu)$ with an x_i -flipped copy of the t_i -gadget, in such a way that u_i and v_i are identified with the vertices u and v of the t_i -gadget, respectively.

Lemma 43. *Given an embedding configuration \mathcal{C}_μ , its realization $R(\mathcal{C}_\mu)$ is a replacement-graph for H_μ . Also, the types of $R(\mathcal{C}_\mu)$ and μ coincide.*

Proof. We first show that the types of $R(\mathcal{C}_\mu)$ and μ coincide. Recall that the type of $R(\mathcal{C}_\mu)$ is determined by (a) whether v_μ is a red vertex, (b) whether a black path exists in $R(\mathcal{C}_\mu)$ between u_μ and v_μ , and (c) the number of black neighbors of u_μ and v_μ in $R(\mathcal{C}_\mu)$. Since $R(\mathcal{C}_\mu)$ is obtained by replacing each virtual edge e_i of $sk(\mu)$ with the t_i -gadget for e_i in \mathcal{C}_μ and t_i is an admissible type for e_i , we have that $R(\mathcal{C}_\mu)$ and H_μ are equivalent with respect to properties (a), (b), and (c).

Next, we show that $R(\mathcal{C}_\mu)$ is a replacement-graph for H_μ . Recall the conditions of [Definition 8](#) of a replacement-graph. By the construction of $R(\mathcal{C}_\mu)$, we immediately have that the vertex set of $R(\mathcal{C}_\mu)$ contains u_μ and v_μ ([Condition r.1](#)), that each vertex of $R(\mathcal{C}_\mu)$ is colored either red or black and the vertices u_μ and v_μ have the same color as in H ([Condition r.2](#)), and that (iii) there exists no rb -trivial component incident to u_μ or v_μ in $R(\mathcal{C}_\mu)$ ([Condition r.3](#)). Finally, let K the graph obtained from H by removing the vertices and the edges of H_μ except for u_μ , v_μ , and their incident rb -trivial components, if any, and by inserting $R(\mathcal{C}_\mu)$ in the resulting graph, while identifying the vertices u_μ and v_μ in the two graphs; then K is an rb -augmented component. Namely, the black vertices induce a path in K since $R(\mathcal{C}_\mu)$ and μ have the same type. Furthermore, by the definition of the t_i -gadget, there exists no edge connecting two red vertices. Moreover, the fact that the graph K^- obtained from K by removing all the degree-1 vertices is biconnected immediately descends from the fact that the graph H^- obtained from H by removing all the degree-1 vertices is biconnected, that $sk(\mu)$ is $u_\mu v_\mu$ -biconnectible, and that each t_i -gadget is uv -biconnectible. This concludes the proof that [Condition r.4](#) of [Definition 8](#) is satisfied and hence the proof of the lemma. \square

The type of an embedding configuration can be detected efficiently, as in the following lemma.

Lemma 44. *Given an embedding configuration \mathcal{C}_μ , it is possible to determine in $O(|sk(\mu)|)$ time whether the embedding of $R(\mathcal{C}_\mu)$ is relevant and, if so, to return its type.*

Proof. To prove the statement, we first show that the plane graph $R(\mathcal{C}_\mu)$ can be constructed in $O(|sk(\mu)|)$ time. We visit $sk(\mu)$ and, for each virtual edge e_i , we replace e_i with the x_i -flipped copy of the t_i -gadget. Since each such a replacement can be done in $O(1)$ time, the construction of $R(\mathcal{C}_\mu)$ can be performed in $O(|sk(\mu)|)$ time.

Second, by [Lemma 43](#), we have that $R(\mathcal{C}_\mu)$ is a replacement-graph. Hence, we determine the type of $R(\mathcal{C}_\mu)$ (i.e., \odot -RF, \odot -BE, \odot -BP, \odot -BB, or \odot -BF) by checking whether v_μ is a red vertex, by checking whether a black path exists in $R(\mathcal{C}_\mu)$ between u_μ and v_μ , and by counting the number of black neighbors of u_μ and v_μ ; clearly, these computations can be performed in $O(|sk(\mu)|)$ time. Note that the type of $R(\mathcal{C}_\mu)$ is not \odot -RE, given that μ is not a Q-node, hence $sk(\mu)$ contains more than one virtual edge, while by [Lemma 15](#) a replacement-graph of type \odot -RE consists of a single edge.

Next, we determine whether the embedding \mathcal{E}_R of $R(\mathcal{C}_\mu)$ is relevant. In order to do that, we construct the auxiliary graph $A(\mathcal{E}_R)$ in $O(|sk(\mu)|)$ time as follows. We initialize $A(\mathcal{E}_R)$ to the set of red vertices of $R(\mathcal{C}_\mu)$. Then we traverse the boundary of each face f of \mathcal{E}_R ; if more than one red vertex is encountered during this traversal, then we insert a new vertex f in $A(\mathcal{E}_R)$ and we connect it to all the red vertices incident to f . Note that $A(\mathcal{E}_R)$ has $O(|sk(\mu)|)$ size.

We check whether $A(\mathcal{E}_R)$ consists of at most two caterpillars. If that is not the case, then by Lemma 21, we conclude that the embedding \mathcal{E}_R of $R(\mathcal{C}_\mu)$ is not relevant. Otherwise, we distinguish some cases based on the type of $R(\mathcal{C}_\mu)$.

Suppose that the type of $R(\mathcal{C}_\mu)$ is \odot -RF. Let b_m^* be the end-vertex of the black path of $R(\mathcal{C}_\mu)$ different from u_μ . We check whether $A(\mathcal{E}_R)$ is a single caterpillar. By Lemma 24, if the check fails, we conclude that \mathcal{E}_R is not relevant. Assume now that $A(\mathcal{E}_R)$ is a single caterpillar. If \mathcal{E}_R does not contain any internal red face, then \mathcal{E}_R is always relevant, by Lemma 25. Assume now that \mathcal{E}_R contains internal red faces. We check whether: (i) one of the end-vertices of the backbone of $A(\mathcal{E}_R)$ corresponds to an internal face of \mathcal{E}_R that is incident to a leaf r'' that shares a face with b_m^* ; and (ii) the other end-vertex of the backbone of $A(\mathcal{E}_R)$ either corresponds to an outer face of \mathcal{E}_R , or corresponds to an internal face of \mathcal{E}_R incident to v_μ ; in the latter case, we also check whether v_μ is a leaf of $A(\mathcal{E}_R)$. By Lemma 26, if the checks succeed, then we conclude that \mathcal{E}_R is relevant, otherwise we conclude that \mathcal{E}_R is not relevant.

If the type of $R(\mathcal{C}_\mu)$ is \odot -BE, then we check whether $A(\mathcal{E}_R)$ is a path between the red neighbors u_ℓ and u_r of u_μ that are incident to the outer faces of \mathcal{E}_R . By Lemma 29, if the check succeeds, then we conclude that \mathcal{E}_R is relevant, otherwise we conclude that \mathcal{E}_R is not relevant.

Suppose that the type of $R(\mathcal{C}_\mu)$ is \mathcal{Q} -BP or \mathcal{Q} -BB. We first check whether each red outer face is an end-vertex of the backbone of a caterpillar composing $A(\mathcal{E}_R)$. Further, if $A(\mathcal{E}_R)$ consists of two caterpillars, then we check whether one of them is a star. Suppose now that \mathcal{E}_R contains internal red faces. If the type of $R(\mathcal{C}_\mu)$ is \mathcal{Q} -BP, then we check whether $b_m = v_\mu$ and whether the backbone of a caterpillar has an end-vertex that corresponds to an internal red face of \mathcal{E}_R that is incident to a leaf of $A(\mathcal{E}_R)$ that shares a face with v_μ . If the type of $R(\mathcal{C}_\mu)$ is \mathcal{Q} -BB, let b_m^* be the end-vertex of the black path of $R(\mathcal{C}_\mu)$ different from u_μ ; then we check whether the backbone of a caterpillar has an end-vertex that corresponds to an internal red face of \mathcal{E}_R that is incident to a leaf of $A(\mathcal{E}_R)$ that shares a face with b_m^* . By Lemma 31, if all checks succeed, then we conclude that \mathcal{E}_R is relevant, otherwise we conclude that \mathcal{E}_R is not relevant.

Suppose that the type of $R(\mathcal{C}_\mu)$ is \odot -BF. Let b_m^* be the end-vertex of the black path of $R(\mathcal{C}_\mu)$ different from u_μ . We check whether $A(\mathcal{E}_R)$ is a single caterpillar. By Lemma 34, if the check fails, we conclude that \mathcal{E}_R is not relevant. Assume now that $A(\mathcal{E}_R)$ is a single caterpillar. If \mathcal{E}_R does not contain any internal red face, then \mathcal{E}_R is always relevant. Assume now that \mathcal{E}_R contains internal red faces. Again by Lemma 34, we have that $A(\mathcal{E}_R)$ contains a path between the neighbors u_ℓ and u_r of u_μ incident to the outer faces of \mathcal{E}_R . We check whether: (i) one of the end-vertices of the backbone of $A(\mathcal{E}_R)$ corresponds to a face of \mathcal{E}_R that is incident to a leaf r'' that shares a face with b_m^* ; and (ii) the other end-vertex of the backbone of $A(\mathcal{E}_R)$ either corresponds to an outer face of \mathcal{E}_R , or corresponds to an internal face of \mathcal{E}_R incident to u_ℓ or u_r ; in the latter case, we also check whether u_ℓ (resp. u_r) is a leaf of $A(\mathcal{E}_R)$. By Lemma 35, if the checks succeed, then we conclude that \mathcal{E}_R is relevant, otherwise we conclude that \mathcal{E}_R is not relevant.

Note that all the above checks can be easily performed in $O(|sk(\mu)|)$ time. If we concluded that \mathcal{E}_R is relevant, then its type can be detected within the same time bound by checking whether the corresponding definition is satisfied. For example, if the type of $R(\mathcal{C}_\mu)$ is \mathcal{Q} -BP, we check whether $A(\mathcal{E}_R)$ does not contain any vertex (then the type of \mathcal{E}_R is \mathcal{Q} -BP1), whether it consists of one star (then the type of \mathcal{E}_R is \odot -BP2), whether it consists of two stars (then the type of \mathcal{E}_R is \odot -BP3), whether it consists of a single caterpillar different from a star (then the type of \mathcal{E}_R is \odot -BP4), and whether it consists of two caterpillars, one of which is different from a star (then the type of \mathcal{E}_R is \odot -BP5). \square

The following lemma will be crucial to show the correctness of our approach.

Lemma 45. *An embedding type t is admissible for μ if and only if there exists an embedding configuration \mathcal{C}_μ for μ such that the type of $R(\mathcal{C}_\mu)$ is t .*

Proof. Suppose that there exists an admissible type t for μ and let \mathcal{E}_μ be an embedding of H_μ of type t . We construct an embedding configuration \mathcal{C}_μ as follows. First, we set the embedding \mathcal{S}_μ of $sk(\mu)$ in \mathcal{C}_μ to be the one determined by \mathcal{E}_μ . Second, for each vertex w of $sk(\mu)$ that is incident to an rb -trivial component (w, r) and such that μ is the proper allocation node of w , we set the designated face f_w to be the face of \mathcal{S}_μ that corresponds to the face of \mathcal{E}_μ incident to w and r . Third, for each virtual edge e_i of μ , let \mathcal{E}_i be the embedding of H_{e_i} in \mathcal{E}_μ . Note that \mathcal{E}_i is relevant, by Lemma 38. We set t_i in \mathcal{C}_μ to be the type of \mathcal{E}_i and x_i in \mathcal{C}_μ to be the flip of \mathcal{E}_i , for each virtual edge e_i of $sk(\mu)$. This completes the construction of \mathcal{C}_μ . Next we show that the type of $R(\mathcal{C}_\mu)$ is t . Let k be the number of virtual edges of $sk(\mu)$. Also, let $\mathcal{E}_\mu^0 = \mathcal{E}_\mu$. For $i = 1, \dots, k$, consider the embedding \mathcal{E}_μ^i obtained from \mathcal{E}_μ^{i-1} by replacing the pertinent graph \mathcal{E}_i of the virtual edge e_i of $sk(\mu)$ with an x_i -flipped copy of the t_i -gadget. By construction, we have that $\mathcal{E}_\mu^k = R(\mathcal{C}_\mu)$. The type of \mathcal{E}_μ^0 is t , by hypothesis. Furthermore, by Lemma 39, if the type of \mathcal{E}_μ^{i-1} is t , then also the type of \mathcal{E}_μ^i is t . Thus, the type of $R(\mathcal{C}_\mu)$ is t .

Suppose now that there exists an embedding configuration \mathcal{C}_μ for μ such that the type of $R(\mathcal{C}_\mu)$ is t . We show how to construct an embedding \mathcal{E}_μ of H_μ of type t . Let $\mathcal{E}_\mu^0 = R(\mathcal{C}_\mu)$. For $i = 1, \dots, k$, consider the embedding \mathcal{E}_μ^i obtained from \mathcal{E}_μ^{i-1} by replacing the t_i -gadget for the virtual edge e_i of $sk(\mu)$ with an x_i -flipped copy of an embedding of H_{e_i} of type t_i . Note that the embedding \mathcal{S}_μ of $sk(\mu)$ in \mathcal{C}_μ is planar, by Definition 9. Moreover, each rb -trivial component incident to a vertex w of $sk(\mu)$ such that μ is the proper allocation node of w is incident to a face of \mathcal{E}_μ corresponding to a face of \mathcal{S}_μ . Therefore, we have that $\mathcal{E}_\mu^k = \mathcal{E}_\mu$ is a planar embedding of H_μ . The type of \mathcal{E}_μ^0 is t , by hypothesis. Furthermore, by Lemma 39, if the type of \mathcal{E}_μ^{i-1} is t , then also the type of \mathcal{E}_μ^i is t . Thus, the type of \mathcal{E}_μ is t . This concludes the proof. \square

In the following subsections, we show how to compute, in $O(|sk(\mu)|)$ time, for each non-root node μ of \mathcal{T} , a set \mathcal{V}_μ of $O(1)$ embedding configurations for μ such that a type t is admissible for μ if and only if there exists an embedding configuration $\mathcal{C}_\mu \in \mathcal{V}_\mu$ such that the embedding of $R(\mathcal{C}_\mu)$ is of type t . This is shown in Lemma 46 when μ is an S-node, in Lemmas 48 and 50 when μ is a P-node, and in Lemmas 56, 58 and 60 when μ is an R-node. The listed lemmas, together with Lemmas 44 and 45, yield the following.

Theorem 3. *There exists an $O(n)$ -time algorithm that tests whether an n -vertex rb -augmented component admits a neat embedding.*

7.1.1 S-nodes

Suppose that μ is an S-node. By Lemma 45, in order to compute the admissible types of μ , we construct the set of all the embedding configurations for μ , and for each such an embedding configuration \mathcal{C}_μ we compute the type of the embedding of $R(\mathcal{C}_\mu)$, using Lemma 44.

Recall that, by the definition of the SPQR-tree \mathcal{T} we adopted, we have that $sk(\mu)$ consists of a path of two edges, $e_1 = (u_\mu, w)$ and $e_2 = (w, v_\mu)$. Also, by Remark 1, μ is the proper allocation node of w , whereas it is the proper allocation node of neither u_μ nor v_μ ; thus, an embedding configuration for μ needs to specify a designated face only for the vertex w . We create all the embedding configurations for μ obtained by combining all the following choices. We set \mathcal{S}_μ to the unique embedding of $sk(\mu)$, we choose t_1 and t_2 as each combination of admissible types for e_1 and for e_2 , respectively, we choose x_1 and x_2 as each combination of ℓ and r , and we set the designated face of w as each of $\ell(\mathcal{S}_\mu)$ or $r(\mathcal{S}_\mu)$, if there exists an rb -trivial component incident to w . Clearly, by Property 2 and since $sk(\mu)$ has $O(1)$ size, the above set of embedding configurations has $O(1)$ size. Further, since $sk(\mu)$ has $O(1)$ size and by Lemma 44, we have the following.

Lemma 46. *Suppose that μ is an S-node. There exists a set \mathcal{V}_μ of embedding configurations for μ such that:*

- (i) *a type t is admissible for μ if and only if there exists an embedding configuration $\mathcal{C}_\mu \in \mathcal{V}_\mu$ such that the embedding of $R(\mathcal{C}_\mu)$ is of type t ;*
- (ii) *$|\mathcal{V}_\mu| \in O(1)$; and*
- (iii) *\mathcal{V}_μ can be constructed in $O(1)$ time.*

7.1.2 P-nodes

Suppose that μ is a P-node. Similarly to the case of S-nodes, we exploit [Lemmas 44](#) and [45](#) to compute in linear time the admissible types for μ . Differently from the S-node case, however, $sk(\mu)$ has not necessarily $O(1)$ size; further, the number of embeddings of $sk(\mu)$, and hence the number of embedding configurations for μ , is factorial in $|sk(\mu)|$. Nonetheless, we are able to efficiently construct a constant-size subset \mathcal{V}_μ of the embedding configurations for μ with following property: For every admissible type t for μ , there exists an embedding configuration $\mathcal{C}_\mu \in \mathcal{V}_\mu$ such that the type of the embedding of $R(\mathcal{C}_\mu)$ is t . By [Remark 1](#), μ is the proper allocation node of neither u_μ nor v_μ ; thus, an embedding configuration for μ does not need to specify a designated face for any vertex of $sk(\mu)$. We distinguish two cases based on whether v_μ is red or black. Suppose first that v_μ is red.

Lemma 47. *If μ is a P-node such that v_μ is red, then the type of μ is \odot -RF and it has exactly two children. One of them is of type \odot -RE and the other is of type \odot -RF.*

Proof. Since μ is a P-node with v_μ red, every child of μ has v_μ as a red pole, hence its type is \odot -RE or \odot -RF. By [Lemma 17](#), μ has at most one child of type \odot -RF. By [Lemma 15](#), every child of μ of type \odot -RE is an edge, hence there is at most one such a child. It follows that μ has at most two children, one of type \odot -RF and one of type \odot -RE. Furthermore, since μ is a P-node, it has at least two children, from which the statement follows. \square

Let e_1 and e_2 be the virtual edges of $sk(\mu)$. We create all the embedding configurations for μ obtained by combining all the following choices. We set \mathcal{S}_μ to each of the two permutations of the virtual edges of $sk(\mu)$, we choose t_1 and t_2 as each of the possible combinations of the admissible types for e_1 and for e_2 , respectively, we choose x_1 and x_2 as each of the possible combinations of ℓ and r . Clearly, by [Property 2](#) and since $sk(\mu)$ has $O(1)$ size, the above set of embedding configurations has $O(1)$ size. Therefore, the set \mathcal{V}_μ contains all the embedding configurations for μ and can be constructed in $O(1)$ time. The above discussion yields the following.

Lemma 48. *Suppose that μ is a P-node such that v_μ is red. There exists a set \mathcal{V}_μ of embedding configurations for μ such that:*

- (i) *a type t is admissible for μ if and only if there exists an embedding configuration $\mathcal{C}_\mu \in \mathcal{V}_\mu$ such that the embedding of $R(\mathcal{C}_\mu)$ is of type t ;*
- (ii) *$|\mathcal{V}_\mu| \in O(1)$; and*
- (iii) *\mathcal{V}_μ can be constructed in $O(|sk(\mu)|)$ time.*

Suppose now that v_μ is black.

Lemma 49. *If μ is a P-node such that v_μ is black, then μ has at most two children that are not of type \odot -BE slim; each of them is of type \odot -BP, \odot -BB, or \odot -BF. Also, if there exist exactly two such children, then one is of type \odot -BP and the other is of type \odot -BF.*

Proof. Since μ is a P-node with v_μ black, every child of μ has v_μ as a black pole, hence its type is \odot -BE, \odot -BP, \odot -BF, or \odot -BB. By Lemma 18, there is at most one child of μ whose type is \odot -BP or \odot -BB. Also, by Lemma 17, there is at most one child of μ whose type is \odot -BF or \odot -BB. Hence, if μ has two children that are not of type \odot -BE, these are one of type \odot -BP and the other of type \odot -BF. \square

Let e_1, \dots, e_k be the virtual edges of $sk(\mu)$. We distinguish three cases, based on the number h of virtual edges of μ that are not of type \odot -BE slim. Note that, by Lemma 49, $h \leq 2$.

Suppose first that $h = 0$. Observe that, in this case, the type of μ is \odot -BE fat. Then the set \mathcal{V}_μ contains a unique embedding configuration for μ obtained by setting \mathcal{S}_μ to an arbitrary permutation of the virtual edges of $sk(\mu)$, and by choosing $t_i = \odot$ -BE slim and $x_i = \ell$, for $i = 1, \dots, k$. Clearly, such an embedding configuration can be constructed in $O(k)$ time.

Suppose now that $h = 1$. W.l.o.g., let e_1 be the virtual edge of $sk(\mu)$ whose type is not \odot -BE slim. Then the set \mathcal{V}_μ contains the embedding configurations for μ obtained by combining all the following choices.

- For any pair of non-negative integers a and b such that $a + b = k - 1$ and $a \leq 1$, we set \mathcal{S}_μ to be any embedding of $sk(\mu)$ such that a virtual edges of type \odot -BE precede e_1 (and, thus, $b = k - a - 1$ virtual edges of type \odot -BE follow e_1).
- We choose t_1 as each of the admissible types for e_1 , and we set $t_i = \odot$ -BE slim, for $i = 2, \dots, k$.
- We choose x_1 as each of ℓ and r , and $x_i = \ell$, for $i = 2, \dots, k$.

Clearly, the above set of embedding configurations has $O(1)$ size, since $a \leq 1$ and since e_1 has a constant number of admissible types, by Property 2. Therefore, the set \mathcal{V}_μ can be constructed in $O(k)$ time.

Finally, suppose that $h = 2$. W.l.o.g., let e_1 and e_2 be the virtual edges of $sk(\mu)$ whose type is not \odot -BE slim. Then the set \mathcal{V}_μ contains the embedding configurations for μ obtained by combining all the following choices.

- For any triple of non-negative integers a , b , and c such that $a + b + c = k - 2$, $a \leq 1$, and $b \leq 1$, we set \mathcal{S}_μ to be any embedding of $sk(\mu)$ such that a virtual edges of type \odot -BE precede e_1 and b virtual edges of type \odot -BE lie between e_1 and e_2 (and, thus, $c = k - 2 - a - b$ virtual edges of type \odot -BE follow e_2).
- We choose t_1 and t_2 as each of the possible combinations of the admissible types for e_1 and for e_2 , respectively, and $t_i = \odot$ -BE slim, for $i = 3, \dots, k$.
- We choose x_1 and x_2 as each of the possible combinations of ℓ and r , and $x_i = \ell$, for $i = 3, \dots, k$.

We have the following.

Lemma 50. *Suppose that μ is a P-node such that v_μ is black. There exists a set \mathcal{V}_μ of embedding configurations for μ such that:*

- (i) *a type t is admissible for μ if and only if there exists an embedding configuration $\mathcal{C}_\mu \in \mathcal{V}_\mu$ such that the embedding of $R(\mathcal{C}_\mu)$ is of type t ;*
- (ii) *$|\mathcal{V}_\mu| \in O(1)$; and*
- (iii) *\mathcal{V}_μ can be constructed in $O(|sk(\mu)|)$ time.*

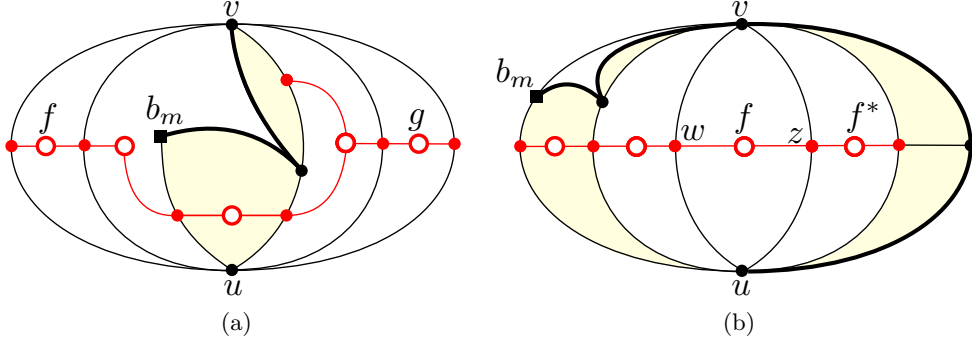


Figure 30: Illustration for the proof of Lemma 50. (a) Proof of $a' \leq 1$ when $h = 1$. (b) Proof of $b' \leq 1$ when $h = 2$.

Proof. Let \mathcal{V}_μ be the set constructed as described above. Clearly, \mathcal{V}_μ has $O(1)$ size, since $a, b \leq 1$ and since e_1 and e_2 have a constant number of admissible types, by Property 2. Therefore, the set \mathcal{V}_μ can be constructed in $O(k)$ time, with $k \in O(|sk(\mu)|)$.

If there exists an embedding configuration \mathcal{C}_μ for μ in the set \mathcal{V}_μ such that the embedding of $R(\mathcal{C}_\mu)$ is of type t , then we have that t is admissible for μ , by Lemma 45.

Consider any admissible type t for μ and let \mathcal{E}_μ be a type- t embedding of H_μ . We show that we inserted into \mathcal{V}_μ an embedding configuration \mathcal{C}_μ such that the embedding of $R(\mathcal{C}_\mu)$ is of type t .

Suppose first that v_μ is red. Then by construction we inserted into \mathcal{V}_μ all the embedding configurations for μ . Thus, the statement follows by Lemma 45.

Suppose now that v_μ is black. We distinguish three cases, based on the number $h \leq 2$ of virtual edges of $sk(\mu)$ that are not of type \odot -BE slim. If $h = 0$, then the type of μ is \odot -BE fat, and thus the only admissible type for μ is \odot -BE fat, by Lemma 30. By construction, we inserted into \mathcal{V}_μ one embedding configuration \mathcal{C}_μ such that the embedding of $R(\mathcal{C}_\mu)$ is of type \odot -BE fat.

Suppose that $h = 1$. Consider any two embedding configurations \mathcal{C}' and \mathcal{C}'' for μ such that (i) the number of \odot -BE slim virtual edges preceding e_1 in the embedding of $sk(\mu)$ is the same in \mathcal{C}' as in \mathcal{C}'' and (ii) the type t_1 and the flip x_1 for e_1 are the same in \mathcal{C}' as in \mathcal{C}'' . Then the type of the embedding of $R(\mathcal{C}')$ is the same as the type of the embedding of $R(\mathcal{C}'')$. Therefore, the type of an embedding configuration is determined only by the above criteria.

Let a' and $b' = k - a' - 1$ be the number of type \odot -BE slim virtual edges of $sk(\mu)$ that precede and follow e_1 , respectively, in the embedding of $sk(\mu)$ determined by \mathcal{E}_μ . W.l.o.g., we can assume that $a' \leq b'$, as otherwise we can flip \mathcal{E}_μ , which does not alter its type. Let t_1^* be the type of the embedding of H_{e_1} in \mathcal{E}_μ and x_1^* be its flip.

We claim that $a' \leq 1$. Observe that the claim implies the statement. Namely, if $a' \leq 1$, then by construction, the set \mathcal{V}_μ contains an embedding configuration \mathcal{C}_μ for μ such that the number of type \odot -BE slim virtual edges preceding e_1 in the embedding of $sk(\mu)$ is $a = a'$, such that $t_1 = t_1^*$, and such that $x_1 = x_1^*$. Hence, the type of the embedding of $R(\mathcal{C}_\mu)$ is t .

We now prove the claim. Suppose, for a contradiction, that $a' > 1$ and thus $b' > 1$; refer to Fig. 30a. Since the pertinent graphs of any two virtual edges of $sk(\mu)$ that are consecutive in the embedding of $sk(\mu)$ determined by \mathcal{E}_μ delimit an internal red face of \mathcal{E}_μ , we have that the internal faces f and g of \mathcal{E}_μ delimited by the pertinent graphs of the leftmost two and of the rightmost two type \odot -BE slim virtual edges, respectively, are red. We distinguish two cases based on whether there exists a black path in H_μ between u_μ and v_μ or not.

In the former case, both the type of e_1 and μ is either \mathcal{P} -BP or \mathcal{P} -BB. Hence, $\ell(\mathcal{E}_\mu)$ and $r(\mathcal{E}_\mu)$ belong to $A(\mathcal{E}_\mu)$, by Definition 5 and since there exists exactly one red vertex incident to each of $\ell(\mathcal{E}_\mu)$ and $r(\mathcal{E}_\mu)$. This implies that $A(\mathcal{E}_\mu)$ consists of two caterpillars whose backbones contain at least two vertices each, namely f and $\ell(\mathcal{E}_\mu)$, and g and $r(\mathcal{E}_\mu)$, respectively. This contradicts Item 2 of Lemma 31.

In the latter case, both the type of e_1 and μ is \odot -BF. Hence, neither $\ell(\mathcal{E}_\mu)$ nor $r(\mathcal{E}_\mu)$ belongs to $A(\mathcal{E}_\mu)$, by [Definition 5](#). Since \mathcal{E}_μ contains at least two internal red faces, namely f and g , we have that the type of \mathcal{E}_μ is either BFI0A- \odot or BFI0B- \odot . Furthermore, since b_m is not incident to an outer face of \mathcal{E}_μ , we have that the type of \mathcal{E}_μ is BFI0B- \odot . Recall that u_ℓ and u_r are the unique red vertices incident to $\ell(\mathcal{E}_\mu)$ and $r(\mathcal{E}_\mu)$, respectively. Since f (resp. g) is the only red face incident to u_ℓ (resp. u_r), we have that f and g are the end-vertices of $A(\mathcal{E}_\mu)$ and that u_ℓ and u_r are the only leaves incident to them. Since b_m shares a face with neither u_ℓ nor u_r , we have a contradiction to [Item 1 of Lemma 35](#).

Suppose that $h = 2$. Similarly to the case $h = 1$, given an embedding configuration \mathcal{C}_μ , the type of an embedding of $R(\mathcal{C}_\mu)$ is only determined by the following criteria: (i) the number of type \odot -BE slim virtual edges of $sk(\mu)$ preceding e_1 , following e_1 and preceding e_2 , and following e_2 in the embedding \mathcal{S}_μ of $sk(\mu)$, (ii) the type t_1 (resp., t_2) and the flip x_1 (resp., x_2) for e_1 (resp., for e_2).

Let a' , b' , and $c' = k - a' - b' - 2$ be the number of type \odot -BE slim virtual edges of $sk(\mu)$ that precede e_1 , lie between e_1 and e_2 , and follow e_2 , respectively, in the embedding of $sk(\mu)$ determined by \mathcal{E}_μ . W.l.o.g., we can assume that $a' \leq c'$, as otherwise we can flip \mathcal{E}_μ , which does not alter its type. Let t_1^* (resp., t_2^*) be the type of the embedding of H_{e_1} (resp., H_{e_2}) in \mathcal{E}_μ and x_1^* (resp., x_2^*) be its flip.

We claim that $a' \leq 1$ and $b' \leq 1$. Observe that the claim implies the statement. Namely, if $a' \leq 1$ and $b' \leq 1$, then by construction, the set \mathcal{V}_μ contains an embedding configuration \mathcal{C}_μ for μ such that the number of type \odot -BE slim virtual edges preceding e_1 , lying between e_1 and e_2 , and following e_2 in the embedding of $sk(\mu)$ is $a = a'$, $b = b'$, and $c = c'$, and such that $t_1 = t_1^*$, $t_2 = t_2^*$, $x_1 = x_1^*$, and $x_2 = x_2^*$. Hence, the type of the embedding of $R(\mathcal{C}_\mu)$ is t .

Recall that, by [Lemma 49](#), one of e_1 and e_2 is of type \odot -BP and the other one is of type \odot -BF, and thus μ is of type \odot -BB. The claim that $a' \leq 1$ can be proved similarly to the case in which $h = 1$ and the type of μ is \odot -BB. Suppose, for a contradiction, that $b' > 1$; refer to [Fig. 30b](#). Let f be any internal red face of \mathcal{E}_μ delimited by the pertinent graphs of two \odot -BE slim virtual edges lying between e_1 and e_2 . Denote by w and z the two red vertices incident to f . By [Lemma 31](#), we have that f belongs to the backbone \mathcal{B} of a caterpillar composing $A(\mathcal{E}_\mu)$ having an outer face of \mathcal{E}_μ as an end-vertex; let f^* be the other end-vertex of \mathcal{B} . Note that, when walking along \mathcal{B} from the outer face to f^* , the vertices of the pertinent graph of the type \odot -BF virtual edge are encountered before w , and then f is encountered (up to a relabeling of w and z). Then either $f = f^*$ and z is the only leaf incident to it, or z belongs to \mathcal{B} . In both cases, there exists no leaf that is adjacent to f^* in $A(\mathcal{E}_\mu)$ and that shares a face with b_m , since b_m is a non-pole vertex of the type \odot -BF virtual edge. This contradicts [Item 4 of Lemma 31](#) and concludes the proof. \square

7.1.3 R-nodes

Suppose that μ is an R-node. This case is much more difficult to handle than the S- and P-node cases, given that there might be a super-constant number of children of μ that are not of the “trivial” types \odot -RE and \odot -BE. In particular, while [Lemma 17](#) ensures that there is at most one child of μ which is of type \odot -RF, \odot -BF, or \odot -BB, there can be, in general, any number of children of type \odot -BP. Therefore, in order to *efficiently* construct the set of admissible types for μ , we cannot construct all the (possibly exponentially many) embedding configurations for μ and just apply [Lemma 44](#) to determine their types. However, we are able to efficiently construct a subset \mathcal{V}_μ of the embedding configurations of μ having size $O(|sk(\mu)|)$ such that, for each admissible type t of μ , there exists an embedding configuration $\mathcal{C}_\mu \in \mathcal{V}_\mu$ such that the type of the embedding of $R(\mathcal{C}_\mu)$ is t .

Recall that $sk(\mu)$ has a unique planar embedding with its poles on the outer face, up to a flip. Thus, we set \mathcal{S}_μ to be such an embedding for all the embedding configurations in \mathcal{V}_μ . Also,

recall that the left and the right outer face of \mathcal{S}_μ are denoted as $\ell(\mathcal{S}_\mu)$ and $r(\mathcal{S}_\mu)$, respectively. We observe that there are some faces of \mathcal{S}_μ that correspond to red faces in any embedding of H_μ . Faces of this type are called *intrinsically red* and are formally defined as follows.

Definition 10. *A face f of \mathcal{S}_μ is intrinsically red if:*

- *it is incident to at least two red vertices of $sk(\mu)$, or*
- *it is incident to at least two virtual edges of type \odot -BE or \odot -BF, or*
- *it is incident to a red vertex of $sk(\mu)$ and to a virtual edge of type \odot -BE or \odot -BF, or*
- *it is an outer face, it is incident to a red vertex of $sk(\mu)$, and the type of μ is \mathcal{Q} -BP or \mathcal{Q} -BB, or*
- *it is an outer face, it is incident to a virtual edge of type \odot -BE or \odot -BF, and the type of μ is \mathcal{Q} -BP or \mathcal{Q} -BB.*

In the remainder of the discussion, we assume that each face of \mathcal{S}_μ is labeled either as intrinsically red or as non-intrinsically red. Indeed, determining all the intrinsically red faces can be done in total $O(|sk(\mu)|)$ time, by simply traversing the vertices and the virtual edges incident to each face of $sk(\mu)$.

Contrary to the intrinsically red faces, a non-intrinsically red face f of \mathcal{S}_μ may result in a red face of a relevant embedding \mathcal{E}_μ of H_μ or not; in the positive case, we refer to such a face as *reddened* in \mathcal{E}_μ . In particular, the fact that a non-intrinsically red face f is reddened in \mathcal{E}_μ only depends on the type and the flip of the embedding of the pertinent graphs of the virtual edges of $sk(\mu)$ bounding f and on the placement of the *rb*-trivial components incident to the vertices of f , if any.

We now state necessary and sufficient conditions for a face of $sk(\mu)$ to be reddened in a relevant embedding. We define the following three sets of types: The set \mathcal{T}_0 contains the types \odot -BFN0, \odot -BFI0, \mathcal{Q} -BP1, \odot -RFN0 and \odot -RFI0. The set \mathcal{T}_1 contains the types \odot -BP2, \odot -BB2, \odot -BP4, \odot -BB4, \odot -RFN1, \odot -RFI1, \odot -BFN1, and \odot -BFI1. The set \mathcal{T}_2 contains the types \odot -BP3, \odot -BB3, \odot -BP5, \odot -BB5, \odot -RFN2, \odot -RFI2, \odot -BFN2, and \odot -BFI2. Note that, for each type t in \mathcal{T}_k and for each relevant embedding \mathcal{E}_μ of H_μ whose type is t , we have that $A(\mathcal{E}_\mu)$ contains exactly k outer faces of \mathcal{E}_μ , by definition.

Lemma 51 (Reddened conditions). *Let f be a non-intrinsically red face of \mathcal{S}_μ , let \mathcal{E}_μ be a relevant embedding of H_μ , and let f^* be the face of \mathcal{E}_μ that corresponds to f . Also, for a virtual edge e of $sk(\mu)$, we denote by t_e and x_e the type and the flip, respectively, of the embedding \mathcal{E}_e of H_e determined by \mathcal{E}_μ . Then f is reddened in \mathcal{E}_μ , i.e., f^* is red, if and only if one of the following conditions holds:*

- (1) *there exists an *rb*-trivial component incident f^* ; or*
- (2) *there exists at least one virtual edge e incident to f such that either (2a) $t_e \in \mathcal{T}_2$, or (2b) $t_e \in \mathcal{T}_1$ and x_e is such that the outer face of \mathcal{E}_e that belongs to $A(\mathcal{E}_e)$ corresponds to f^* .*

Proof. (\Leftarrow) We first prove the sufficiency.

Suppose first that there exists at least one virtual edge d incident to f whose type is neither \mathcal{Q} -BP nor \mathcal{Q} -BB; by Lemma 18, this is always the case if f is an internal face of \mathcal{S}_μ , while it might not be the case if f is an outer face of \mathcal{S}_μ . The assumption implies that there exists at least one red vertex r_d belonging to H_d that is incident to f^* . This vertex is one of the poles of d , if the type of d is \odot -RE or \odot -RF, or is a non-pole vertex of H_d , if the type of d is \odot -BE or \odot -BF.

- If [Condition 1](#) holds, there exists a red vertex r incident to f^* that belongs to an rb -trivial component. Since $r \neq r_d$, we have that f^* is red.
- If one of [Conditions 2a](#) and [2b](#) holds, by [Definition 5](#) of $A(\mathcal{E}_e)$, we have that, if the type of e is neither \mathcal{Q} -BP nor \mathcal{Q} -BB, then there exist at least two red vertices of H_e that are incident to f^* (and thus f^* is red), while if the type of e is \mathcal{Q} -BP or \mathcal{Q} -BB, then there exists at least one (non-pole) red vertex of H_e that is incident to f^* ; in the latter case, we have that $e \neq d$ and thus f^* is red as it is incident to r_d and to such a red vertex of H_e .

Suppose next that every virtual edge incident to f is of type either \mathcal{Q} -BP or \mathcal{Q} -BB; then the type of μ is either \mathcal{Q} -BP or \mathcal{Q} -BB, hence, in order to prove that f^* is red, it suffices to prove that there exists at least one red vertex incident to it.

- If [Condition 1](#) holds, there exists a red vertex r incident to f^* that belongs to an rb -trivial component, hence f^* is red.
- If one of [Conditions 2a](#) and [2b](#) holds, by [Definition 5](#) of $A(\mathcal{E}_e)$, we have that there exists at least one (non-pole) red vertex of H_e that is incident to f^* , hence f^* is red.

(\implies) Second, we prove the necessity. Suppose hence that f^* is red.

Suppose that there exist two red vertices r_1 and r_2 incident to f^* . This is always the case if f is an internal face of \mathcal{S}_μ , while it might not be the case if f is an outer face of \mathcal{S}_μ . First, if any of r_1 and r_2 belongs to an rb -trivial component, then [Condition 1](#) holds. If both r_1 and r_2 belong to the pertinent graph of the same virtual edge e incident to f or if at least one of them belongs to the pertinent graph of a virtual edge of type \mathcal{Q} -BP or \mathcal{Q} -BB incident to f , then either [Condition 2a](#) or [Condition 2b](#) holds, by [Definition 5](#). Therefore, each of r_1 and r_2 is either a vertex incident to f or belongs to the pertinent graph of a virtual edges incident to f , whose type is neither \mathcal{Q} -BP nor \mathcal{Q} -BB. However, this contradicts the fact that f is a non-intrinsically red face of \mathcal{S}_μ .

Suppose next that there exists a single red vertex r incident to f^* . Since f^* is red, by assumption, it follows that f is an outer face of \mathcal{S}_μ and that the type of μ is either \mathcal{Q} -BP or \mathcal{Q} -BB. Since f is not intrinsically red, it follows that every virtual edge incident to f is of type either \mathcal{Q} -BP or \mathcal{Q} -BB. Hence r is either a vertex of an rb -trivial component (and thus [Condition 1](#) is satisfied), or is a vertex in the pertinent graph of a type \mathcal{Q} -BP or \mathcal{Q} -BB virtual edge incident to f (and thus one of [Conditions 2a](#) and [2b](#) is satisfied). \square

Remark 2. Whether a non-intrinsically red face of $sk(\mu)$ is reddened in a relevant embedding \mathcal{E}_μ of H_μ only depends on the embedding configuration for μ determined by \mathcal{E}_μ .

Next, we show that not too many non-intrinsically red faces of \mathcal{S}_μ are reddened in \mathcal{E}_μ .

First, we consider an internal face f of \mathcal{S}_μ that is reddened in some relevant embedding \mathcal{E}_μ of H_μ . Let f_N be the face of \mathcal{E}_μ that corresponds to f . By [Lemma 21](#), the auxiliary graph $A(\mathcal{E}_\mu)$ is composed of at most two caterpillars. We denote by \mathcal{B}_μ the backbone of the caterpillar containing f_N . We claim that \mathcal{B}_μ ends either in f_N , or “close to it”, i.e., in the pertinent graph of one of the virtual edges incident to f . We formalize this in the following lemma; refer to [Fig. 31](#).

Lemma 52. *There is an end-vertex f_s of the backbone \mathcal{B}_μ containing f_N such that either $f_s = f_N$ or there exists a virtual edge e incident to f such that all the vertices, except for f_N , of the sub-path of \mathcal{B}_μ between f_N and f_s correspond to vertices and internal faces of the embedding \mathcal{E}_e of H_e determined by \mathcal{E}_μ .*

Proof. Suppose, for a contradiction, that the statement is false. Then there exist two distinct red faces f'_N and f''_N of \mathcal{E}_μ such that $\mathcal{B}_\mu = (\dots, f'_N, v', f_N, v'', f''_N, \dots)$. Let \mathcal{B}'_N (let \mathcal{B}''_N) be

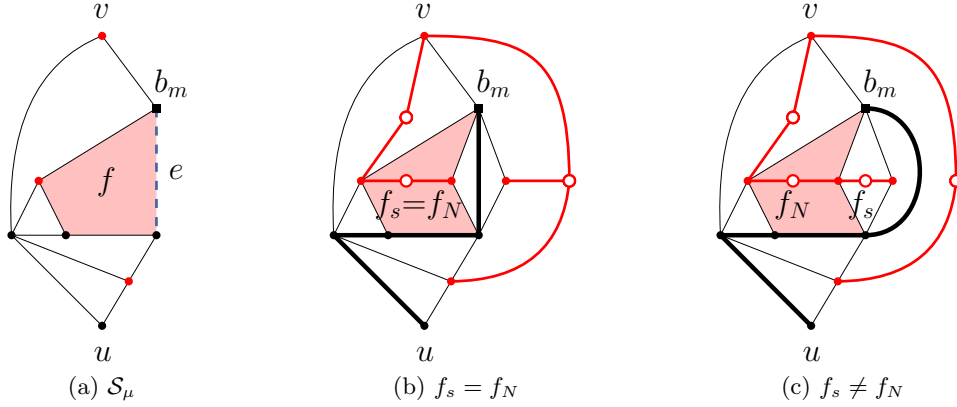


Figure 31: (a) Planar embedding \mathcal{S}_μ of the skeleton of an R-node μ of type \odot -RF; the virtual edge e corresponding to the unique non-Q-node child of μ is dashed; the face f of \mathcal{S}_μ is not intrinsically red since the type of e is \mathcal{Q} -BP. (b)-(c) Two distinct relevant embeddings of H_μ containing a red face f_N corresponding to f , which differ in the embedding type of H_e (type $\circ\mathcal{Q}\circ$ -BP3 in (b), and $\odot\circ$ -BP4 in (c)). Face f_N is an end-vertex of \mathcal{B}_μ in (b), while it is not in (c).

the subpath of \mathcal{B}_μ between f_N and an end-vertex of \mathcal{B}_μ comprising f'_N (resp. comprising f''_N). Assume that v' belongs to the pertinent graph H_e of a virtual edge e of type \mathcal{Q} -BP or \mathcal{Q} -BB incident to f ; let \mathcal{E}_e be the embedding of H_e determined by \mathcal{E}_μ . Then, by Lemma 31, we have that f'_N is a face of \mathcal{E}_e ; again by the same lemma, all the internal faces of \mathcal{E}_μ in \mathcal{B}'_N belong to \mathcal{E}_e , a contradiction. We can hence assume that v' (and, analogously, v'') does not belong to the pertinent graph of a virtual edge of type \mathcal{Q} -BP or \mathcal{Q} -BB.

Since f is a non-intrinsically red face, there is at most one red vertex in $sk(\mu)$ on the boundary of f . We distinguish the case in which there is no red vertex in $sk(\mu)$ on the boundary of f from the case in which there is one such vertex.

If no red vertex of $sk(\mu)$ is on the boundary of f , then there is no virtual edge incident to f whose type is \odot -RE or \odot -RF. Furthermore, since f is a non-intrinsically red face, there is at most one virtual edge incident to f whose type is \odot -BE or \odot -BF. Indeed, since f is an internal face of \mathcal{S}_μ , then there is one edge whose type is \odot -BE or \odot -BF, as otherwise all the virtual edges incident to f would be of type \mathcal{Q} -BP or \mathcal{Q} -BB; these edges would form a cycle, which is not possible by Lemma 18. Denote by e^* the single virtual edge incident to f whose type is \odot -BE or \odot -BF, if any. All the virtual edges incident to f and different from e^* are of type \mathcal{Q} -BP or \mathcal{Q} -BB. Since neither v' nor v'' belongs to the pertinent graph of a virtual edge of type \mathcal{Q} -BP or \mathcal{Q} -BB, it follows that v' and v'' belong to H_{e^*} . Since v' and v'' are distinct, it follows that the type of e^* is \odot -BF. Let \mathcal{E}_{e^*} be the embedding of H_{e^*} determined by \mathcal{E}_μ . By Lemma 34, all the internal red faces of \mathcal{E}_μ in \mathcal{B}'_N different from f_N or all the internal red faces of \mathcal{E}_μ in \mathcal{B}''_N different from f_N belong to \mathcal{E}_{e^*} , a contradiction.

We now discuss the case in which there is a red vertex w of $sk(\mu)$ on the boundary of f . Since f is a non-intrinsically red face, there is no virtual edge incident to f whose type is \odot -BE or \odot -BF. The two virtual edges e_1 and e_2 of $sk(\mu)$ that are on the boundary of f and that are incident to w are of type \odot -RE or \odot -RF. All the virtual edges incident to f and different from e_1 and e_2 are hence of type \mathcal{Q} -BP or \mathcal{Q} -BB. Since neither v' nor v'' belongs to the pertinent graph of a virtual edge of type \mathcal{Q} -BP or \mathcal{Q} -BB, we have that one between e_1 and e_2 is of type \odot -RF, while the other one is of type \odot -RE. Indeed, by Lemma 17, we have that e_1 and e_2 are not both of type \odot -RF; further, e_1 and e_2 are not both of type \odot -RE, as otherwise we would have $v' = v'' = w$, while v' and v'' are distinct. Assume hence that the type of e_1 is \odot -RF, while the type of e_2 is \odot -RE. Then both v' and v'' belong to H_{e_1} (possibly one of them coincides with w). By Lemma 24, all the internal faces of \mathcal{E}_μ in \mathcal{B}'_N or all the internal faces of \mathcal{E}_μ in \mathcal{B}''_N belong to

\mathcal{E}_{e_1} , a contradiction. \square

Next, we prove that at most one internal non-intrinsically red face of \mathcal{S}_μ is reddened in \mathcal{E}_μ .

Lemma 53. *There exists at most one internal non-intrinsically red face of \mathcal{S}_μ that is reddened in \mathcal{E}_μ . Furthermore, such a face is incident to a virtual edge e of $sk(\mu)$ such that b_m belongs to H_e .*

Proof. First, suppose, for a contradiction, that there exist two internal non-intrinsically red faces f' and f'' of \mathcal{S}_μ that are reddened in \mathcal{E}_μ . Also, let f'_N and f''_N be the faces of \mathcal{E}_μ that correspond to f' and f'' , respectively. By Lemma 52, there exists an end-vertex f'_s (resp., f''_s) of a backbone \mathcal{B}_μ of $A(\mathcal{E}_\mu)$ such that either $f'_s = f'_N$ (resp., $f''_s = f''_N$) or all the vertices, except for f'_N (resp., except for f''_N), of the sub-path of \mathcal{B}_μ between f'_N and f'_s (resp., between f''_N and f''_s) correspond to vertices and internal faces of the embedding of the pertinent graph of a virtual edge incident to f' (resp., to f'') in \mathcal{E}_μ . Therefore, f''_N does not belong to the subpath of \mathcal{B}_μ between f'_N and f'_s , and f'_N does not belong to the subpath of \mathcal{B}_μ between f''_N and f''_s . Since $f'_N \neq f''_N$, we have that $f'_s \neq f''_s$. Also, by Lemma 52, we have that f'_s and f''_s are both internal faces of \mathcal{E}_μ .

By definition, the only embedding types for which two end-vertices of the backbones of $A(\mathcal{E}_\mu)$ are internal faces of \mathcal{E}_μ are \textcircled{R} -RFIO, \textcircled{B} -BFIO, \textcircled{R} -BFI1F, and \textcircled{C} -BE fat. The latter is excluded, however, since μ is an R-node.

- Suppose that the type of \mathcal{E}_μ is \textcircled{R} -RFIO. Since μ is an R-node, we have that u_μ has at least two neighbors in H_μ , exactly one of which is black. This implies that there exists a red neighbor of u_μ incident to an outer face of \mathcal{E}_μ . This neighbor must coincide with v_μ , as otherwise one of the outer faces of \mathcal{E}_μ would be red and the type of \mathcal{E}_μ could not be \textcircled{R} -RFIO. However, the existence of the edge (u_μ, v_μ) implies that μ is a P-node, a contradiction.
- Suppose that the type of \mathcal{E}_μ is \textcircled{C} -BF. By Lemma 34, we have that $A(\mathcal{E}_\mu)$ is a single caterpillar. Also, by Item 2 of Lemma 35 and since f'_s and f''_s are both internal faces of \mathcal{E}_μ , we have that at least one of them, say f'_s , is incident to u_μ . This implies that f'_N and f' are also incident to u_μ in \mathcal{E}_μ and \mathcal{S}_μ , respectively. Consider the two virtual edges incident to u_μ and to f' . Since the type of μ is \textcircled{C} -BF, u_μ does not have any black neighbor in H_μ , and thus these virtual edges are of type either \textcircled{C} -RF, or \textcircled{C} -RE, or \textcircled{C} -BF, or \textcircled{C} -BE. This contradicts the fact that f' is non-intrinsically red.

This concludes the proof that there exist no two internal non-intrinsically red faces f' and f'' of \mathcal{S}_μ that are reddened in \mathcal{E}_μ . Suppose now that an internal non-intrinsically red face f' that is reddened in \mathcal{E}_μ exists. Since μ is an R-node, its type is either \textcircled{C} -BP, or \textcircled{C} -BB, or \textcircled{C} -BF, or \textcircled{C} -RF. The second part of the statement follows from Item 1 of Lemma 26, if the type of μ is \textcircled{C} -RF; from Item 4 of Lemma 31, if the type of μ is \textcircled{C} -BP or \textcircled{C} -BB; and from Item 1 of Lemma 35, if the type of μ is \textcircled{C} -BF. This concludes the proof. \square

Clearly, since \mathcal{S}_μ has two outer faces, the number of outer faces that can be reddened in a relevant embedding of H_μ is also constant. However, in the next lemma, we prove a stronger result.

Lemma 54. *There exists at most one outer non-intrinsically red face f of \mathcal{S}_μ that is reddened in a relevant embedding \mathcal{E}_μ of H_μ .*

Proof. Since μ is an R-node, its type is neither \textcircled{C} -RE, by Lemma 15, nor \textcircled{C} -BE, by Lemma 28.

Suppose that the type of μ is \textcircled{C} -BP or \textcircled{C} -BB. Then one of the outer faces of \mathcal{S}_μ is intrinsically red, by definition and since its type is not \textcircled{C} -BP1, by Observation 3. Thus, the statement trivially follows in this case.

Suppose that the type of μ is \odot -RF. We claim that also in this case one of the outer face of \mathcal{S}_μ is intrinsically red. Namely, first observe that the red pole v_μ of μ is incident to both the outer faces of \mathcal{S}_μ . Also, the black pole u_μ of μ is incident to at most one type \mathcal{Q} -BP virtual edge. Since μ is an R-node, u_μ is incident to at least two virtual edges; hence, u_μ is incident to a virtual edge e that is not of type \mathcal{Q} -BP and that is incident to an outer face of \mathcal{S}_μ , say to $\ell(\mathcal{S}_\mu)$. The other end-vertex of e is different from v_μ , as otherwise μ would be a P-node. Then either the type of e is \odot -BE or \odot -BF, or the other pole of e is a red vertex of $sk(\mu)$ (different from v_μ) that is incident to $\ell(\mathcal{S}_\mu)$; in all the cases, it follows that $\ell(\mathcal{S}_\mu)$ is intrinsically red.

Suppose finally that the type of μ is \odot -BF. We claim that also in this case one of the outer faces of \mathcal{S}_μ is intrinsically red. Namely, since μ is an R-node, it has two distinct red neighbors u_ℓ and u_r that are incident to $\ell(\mathcal{S}_\mu)$ and $r(\mathcal{S}_\mu)$, respectively; note that the virtual edges (u_μ, u_ℓ) and (u_μ, u_r) are of type \odot -RE, since u_μ has no black neighbor in H_μ . Also, the pole v_μ of μ has one black neighbor in H_μ . Hence, one of the two outer faces of \mathcal{S}_μ , say $\ell(\mathcal{S}_\mu)$, is such that the pertinent graph of the virtual edge e incident to v_μ and to $\ell(\mathcal{S}_\mu)$ contains no black neighbor of v_μ . If the other end-vertex of e is not u_ℓ , then the claim follows as in the case in which the type of μ is \odot -RF. Otherwise, the virtual edges (u_μ, u_ℓ) and $e = (v_\mu, u_\ell)$ are the only virtual edges incident to $\ell(\mathcal{S}_\mu)$. However, this implies that $\ell(\mathcal{S}_\mu)$ can not be reddened. Namely, (u_μ, u_ℓ) and (v_μ, u_ℓ) are both of type \odot -RE; this was proved above for (u_μ, u_ℓ) and it follows from the fact that the pertinent graph of (v_μ, u_ℓ) contains no black neighbor of v_μ for (v_μ, u_ℓ) . Finally, the only black vertices incident to $\ell(\mathcal{S}_\mu)$ are the poles of μ , and thus their rb -trivial components, if any, are undecided. This concludes the proof. \square

In order to determine the desired set of embedding configurations for μ , we distinguish three cases, based on the position of b_m with respect to H_μ .

Case 1: b_m does not belong to H_μ . We start with a structural lemma.

Lemma 55. *Let μ be an R-node. Suppose that b_m does not belong to H_μ and that H_μ admits a relevant embedding \mathcal{E}_μ . For a virtual edge e of $sk(\mu)$, let \mathcal{E}_e be the embedding of H_e determined by \mathcal{E}_μ . Then the following conditions are satisfied:*

1. the type of μ is \mathcal{Q} -BP;
2. the type of \mathcal{E}_μ is either \odot -BP2 or \odot -BP3;
3. $sk(\mu)$ contains no internal intrinsically red face;
4. the virtual edges of $sk(\mu)$ are of type \odot -RE, \odot -BE slim, or \mathcal{Q} -BP;
5. for each type \mathcal{Q} -BP virtual edge e of $sk(\mu)$, the type of \mathcal{E}_e is either \mathcal{Q} -BP1 or \odot -BP2;
6. for each virtual edge e such that the type of \mathcal{E}_e is \odot -BE slim or \odot -BP2, we have that e is incident to an outer face $x(\mathcal{S}_\mu)$ of \mathcal{S}_μ , with $x \in \{\ell, r\}$; also, if the type of \mathcal{E}_e is \odot -BP2, then \mathcal{E}_e is flipped in such a way that the red vertices of H_e are incident to $x(\mathcal{S}_\mu)$; and
7. each rb -trivial component incident to a vertex of $sk(\mu)$ is incident to an outer face of \mathcal{E}_μ .

Proof. **Condition 1:** Since b_m is not a vertex of H_μ , the type of μ is neither \odot -RF, nor \mathcal{Q} -BB, nor \odot -BF. Also, since μ is an R-node, its type is neither \odot -RE, by Lemma 15, nor \odot -BE, by Lemma 28. Thus, the type of μ is \mathcal{Q} -BP.

Condition 2: First, the type of \mathcal{E}_μ is not \mathcal{Q} -BP1, as otherwise, by Observation 3, H_μ^- would be a path composed of black vertices between the poles of μ , and hence μ would be either a Q-node or an S-node, while it is an R-node. Also, the type of \mathcal{E}_μ is neither \odot -BP4 nor \odot -BP5, as otherwise, by Item 4 of Lemma 31, b_m would belong to H_μ . Thus, the type of \mathcal{E}_μ is either \odot -BP2 or \odot -BP3.

Before discussing the remaining conditions, we observe that [Condition 2](#) and the definition of types $\mathcal{C}\text{-BP2}$ and $\mathcal{A}\mathcal{C}\text{-BP3}$ imply that there exists no internal red face in \mathcal{E}_μ . Furthermore, by [Lemma 22](#), there exists no internal red vertex in \mathcal{E}_μ .

[Condition 3](#) is then satisfied as otherwise \mathcal{E}_μ would contain an internal red face.

[Conditions 4 to 6](#): Consider first a virtual edge e of $sk(\mu)$ that is not incident to an outer face of \mathcal{S}_μ . We have that either the type of e is $\mathcal{C}\text{-RE}$ or it is $\mathcal{C}\text{-BP}$ and the type of its unique embedding is $\mathcal{C}\text{-BP1}$, as otherwise, by definition, H_e would contain a non-pole red vertex, and thus \mathcal{E}_μ would contain an internal red vertex, which we proved not to be the case. Consider now a virtual edge e of $sk(\mu)$ that is incident to an outer face $x(\mathcal{S}_\mu)$ of \mathcal{S}_μ , with $x \in \{\ell, r\}$. Since b_m does not belong to H_μ , we have that the type of e is neither $\mathcal{C}\text{-RF}$, nor $\mathcal{C}\text{-BB}$, nor $\mathcal{C}\text{-BF}$; further, the type of \mathcal{E}_e is neither $\mathcal{C}\text{-BP4}$ nor $\mathcal{A}\mathcal{C}\text{-BP5}$, as otherwise b_m would belong to H_e , and thus to H_μ . Moreover, the type of \mathcal{E}_e is not $\mathcal{C}\text{-BE fat}$, as otherwise \mathcal{E}_e , and thus \mathcal{E}_μ , would contain an internal red face, which we proved not to be the case. Finally, the type of \mathcal{E}_e is not $\mathcal{A}\mathcal{C}\text{-BP3}$, as otherwise \mathcal{E}_μ would contain an internal red vertex, which we proved not to be the case; in fact, since μ is an R-node, the face of \mathcal{S}_μ incident to e and different from $x(\mathcal{S}_\mu)$ is an internal face of \mathcal{S}_μ , and \mathcal{E}_e has red vertices incident to both its outer faces, by definition. For the same reason, if the type of e is $\mathcal{C}\text{-BP2}$, then \mathcal{E}_e is flipped in such a way that the red vertices of H_e are incident to $x(\mathcal{S}_\mu)$.

Finally, [Condition 7](#) is satisfied as otherwise \mathcal{E}_μ would contain an internal red face. \square

In order to compute the set of admissible types for μ , we first use [Lemma 55](#) to determine several cases in which the set of admissible types for μ is empty. To do so, we check in $O(|sk(\mu)|)$ time whether one of the following conditions is fulfilled.

1. \mathcal{S}_μ contains an internal intrinsically-red face (see [Condition 3](#) of [Lemma 55](#)),
2. there exists at least one virtual edge e of $sk(\mu)$ that is not of type $\mathcal{C}\text{-RE}$, $\mathcal{C}\text{-BE slim}$, or $\mathcal{C}\text{-BP}$ (see [Condition 4](#) of [Lemma 55](#))
3. $sk(\mu)$ contains a type- $\mathcal{C}\text{-BP}$ virtual edge whose pertinent graph admits no relevant embedding of type $\mathcal{C}\text{-BP1}$ or $\mathcal{C}\text{-BP2}$ (see [Condition 5](#) of [Lemma 55](#)),
4. $sk(\mu)$ contains a virtual edge not incident to an outer face of \mathcal{S}_μ whose pertinent graph only admits a relevant embedding of type $\mathcal{C}\text{-BP2}$ (see [Condition 6](#) of [Lemma 55](#)), or
5. there exists an rb -trivial component that is incident to an internal vertex of $sk(\mu)$ (see [Condition 7](#) of [Lemma 55](#)).

If none of the above tests succeeds, then we insert into \mathcal{V}_μ a single embedding configuration defined as follows. For each virtual edge e_i of $sk(\mu)$, we set t_i to $\mathcal{C}\text{-RE}$ or $\mathcal{C}\text{-BE slim}$, if the type of e_i is $\mathcal{C}\text{-RE}$ or $\mathcal{C}\text{-BE slim}$, respectively. Further, consider each virtual edge e_i of type $\mathcal{C}\text{-BP}$. By [Condition 5](#) of [Lemma 55](#), we have that t_i may be one of $\mathcal{C}\text{-BP1}$ or $\mathcal{C}\text{-BP2}$; however, by [Observation 3](#), the set of admissible types for e_i contains either $\mathcal{C}\text{-BP1}$, if the type of μ is $\mathcal{C}\text{-BP1}$, or $\mathcal{C}\text{-BP2}$, otherwise. Therefore, we set t_i to be the only admissible type for e_i . Note that, by [Condition 4](#) of [Lemma 55](#), we have exhaustively considered all the virtual edges of $sk(\mu)$. Furthermore, for each virtual edge e_i that is not incident to an outer face of \mathcal{S}_μ (and thus the type of e_i is $\mathcal{C}\text{-RE}$ or $\mathcal{C}\text{-BP1}$, by [Condition 5](#) of [Lemma 55](#)), we arbitrarily set x_i to either ℓ or r ; further, for each virtual edge e_i that is incident to $x(\mathcal{S}_\mu)$, with $x \in \{\ell, r\}$, we set $x_i = x$ to comply with [Condition 5](#) of [Lemma 55](#). Finally, for each vertex w of $sk(\mu)$ that is incident to an rb -trivial component, we set the designated face f_w of w to the outer face of \mathcal{S}_μ vertex w is incident to (this incidence is guaranteed by [Condition 7](#) of [Lemma 55](#)). By the above discussion, we have the following.

Lemma 56. *Suppose that μ is an R-node such that b_m does not belong to H_μ . There exists a set \mathcal{V}_μ of embedding configurations for μ such that:*

(i) a type t is admissible for μ if and only if there exists an embedding configuration $\mathcal{C}_\mu \in \mathcal{V}_\mu$ such that the embedding of $R(\mathcal{C}_\mu)$ is of type t ;

(ii) $|\mathcal{V}_\mu| = 1$; and

(iii) \mathcal{V}_μ can be constructed in $O(|sk(\mu)|)$ time.

Case 2: b_m is a vertex of $sk(\mu)$. We start with a structural lemma.

Lemma 57. *Let μ be an R -node. Suppose that b_m is a vertex of $sk(\mu)$ and that H_μ admits a relevant embedding \mathcal{E}_μ . For a virtual edge e of $sk(\mu)$, let \mathcal{E}_e be the embedding of H_e determined by \mathcal{E}_μ . Then the following conditions are satisfied:*

1. the type of μ is \mathcal{Q} -BP if $b_m = v_\mu$ is a pole of μ , and is either $\mathring{\circ}$ -RF, or $\mathring{\circ}$ -BF, or \mathcal{Q} -BB, otherwise;
2. the virtual edges of $sk(\mu)$ are of type $\mathring{\circ}$ -RE, $\mathring{\circ}$ -BE slim, $\mathring{\circ}$ -BE fat, or \mathcal{Q} -BP;
3. there exists at most one type \mathcal{Q} -BP virtual edge e of $sk(\mu)$ such that the type of \mathcal{E}_e is $\mathring{\circ}$ -BP4 or $\mathring{\circ}$ -BP5; further, there exists a single virtual edge e_m of type \mathcal{Q} -BP incident to b_m ; finally, if a virtual edge e exists such that the type of \mathcal{E}_e is $\mathring{\circ}$ -BP4 or $\mathring{\circ}$ -BP5, then $e = e_m$.

Proof. If b_m is a pole of μ , then the proof for [Condition 1](#) is the same as the one for [Condition 1](#) of [Lemma 55](#). Otherwise, the type of μ is either $\mathring{\circ}$ -RF, or $\mathring{\circ}$ -BF, or \mathcal{Q} -BB, since b_m is a non-pole vertex of H_μ .

Also, [Condition 2](#) holds, since the type of each virtual edge e of $sk(\mu)$ is neither $\mathring{\circ}$ -RF, nor \mathcal{Q} -BB, nor $\mathring{\circ}$ -BF, as b_m belongs to $sk(\mu)$.

Finally, we prove that [Condition 3](#) hold. First, b_m is incident to exactly one virtual edge e_m of type \mathcal{Q} -BP, since it has exactly one black neighbor in H_μ , given that the type of μ is not $\mathring{\circ}$ -BE by [Condition 1](#). Suppose that a type \mathcal{Q} -BP virtual edge e of $sk(\mu)$ such that the type of \mathcal{E}_e is $\mathring{\circ}$ -BP4 or $\mathring{\circ}$ -BP5 exists, as otherwise there is nothing else to prove. By [Item 4](#) of [Lemma 31](#), one of the poles of e is b_m . Hence, $e = e_m$ and there exists no virtual edge $e' \neq e$ of $sk(\mu)$ such that the type of $\mathcal{E}_{e'}$ is $\mathring{\circ}$ -BP4 or $\mathring{\circ}$ -BP5. This concludes the proof. \square

Differently from to the case in which $b_m \notin H_\mu$, we do not perform any preliminary test. In fact, all the conditions of [Lemma 57](#) only descend from the structure of H_μ and not from its embedding; therefore, they are guaranteed to hold.

In the following, we exploit the conditions of [Lemmas 53, 54](#) and [57](#) to compute a constant-size set \mathcal{V}_μ of embedding configurations for μ . In particular, by [Lemma 53](#), there exists at most one internal non-intrinsically red face of \mathcal{S}_μ that may be reddened in a relevant embedding of H_μ and such a face has to be incident to b_m . Moreover, such a face must be one of the two faces f_m and g_m of \mathcal{S}_μ incident to e_m . Namely, consider any face $f \notin \{f_m, g_m\}$ of \mathcal{S}_μ that is incident to b_m ; the two virtual edges that lie along the boundary of f and that are incident to b_m are of type $\mathring{\circ}$ -RE or $\mathring{\circ}$ -BE, by [Conditions 2](#) and [3](#) of [Lemma 57](#), hence f is intrinsically red. Furthermore, by [Lemma 54](#), we have that at most one of the outer faces of \mathcal{S}_μ , say $r(\mathcal{S}_\mu)$, is non-intrinsically red and is allowed to be reddened in a relevant embedding of H_μ .

We will exploit the fact that, by [Remark 2](#), whether a non-intrinsically red face in the set $\{f_m, g_m, r(\mathcal{S}_\mu)\}$ is reddened in some relevant embedding \mathcal{E}_μ of H_μ only depends on the embedding configuration for μ determined by \mathcal{E}_μ . Hence, our strategy to compute the embedding configurations to be added to \mathcal{V}_μ is to consider the six pairs (x, y) , with $x \in \{\emptyset, f_m, g_m\}$ and $y \in \{\emptyset, r(\mathcal{S}_\mu)\}$. For each pair (x, y) , we will exploit [Lemma 51](#) to construct $O(1)$ embedding configurations each of which is such that, in the corresponding realization, the reddened faces of \mathcal{S}_μ are exactly x and y (where $x = \emptyset$ means that none of f_m and g_m is reddened, and $y = \emptyset$ means

that $r(\mathcal{S}_\mu)$ is not reddened). In this case, we say that the pair is *satisfied* by the embedding configuration. Recall that \mathcal{Q} -BP1 belongs to \mathcal{T}_0 , that \mathcal{C} -BP2 and \mathcal{C} -BP4 belong to \mathcal{T}_1 , and that $\alpha\mathcal{Q}$ -BP3 and $\alpha\mathcal{Q}$ -BP5 belong to \mathcal{T}_2 .

Note that some pairs may not be satisfied by any embedding configuration. For example, this is the case for the pair (f_m, \emptyset) , when f_m coincides with $r(\mathcal{S}_\mu)$. In fact, $x = f_m$ requires $f_m = r(\mathcal{S}_\mu)$ to be reddened, while $y = \emptyset$ requires $f_m = r(\mathcal{S}_\mu)$ not to be reddened. Another example is a pair (f_m, \cdot) , when f_m is non-intrinsically red, all the type \mathcal{Q} -BP virtual edges incident to it are of type \mathcal{Q} -BP1, and no vertex incident to f_m is also incident to an rb -trivial component, by Lemma 51. On the other hand, some pairs may be equivalent in the restrictions they impose, for example the pairs (\emptyset, \cdot) and (f_m, \cdot) , when f_m is intrinsically red.

Let (x, y) be one of the six pairs. We now describe in detail how to construct a set of $O(1)$ embedding configurations such that (x, y) is satisfied by each of such configurations. In particular, these embedding configurations will differ only in the type t_m and the flip x_m chosen for the virtual edge e_m . We discuss the case in which (i) $x, y \neq \emptyset$, (ii) $x \neq y$, and (iii) both x and y are non-intrinsically red, that is, when both x and y need to be reddened; the other cases are analogous (in fact, simpler). The construction consists of three phases.

Satisfying the pair (x, y) . We first compute the set S_x (resp. S_y) that contains all the type \mathcal{Q} -BP virtual edges incident to x (resp. to y) that are not of type \mathcal{Q} -BP1, and all the black vertices of $sk(\mu)$ incident to x (resp. to y) that are incident to an rb -trivial component. By Lemma 51, the constructed sets contain exactly those elements that can be used to ensure that (x, y) is satisfied by the embedding configuration.

If S_x (resp. S_y) is empty, then we abort the construction of the embedding configurations for the pair (x, y) , since it is not possible to ensure that x (resp. y) is reddened; in this case, (x, y) cannot be satisfied.

Suppose next that $S_x = S_y$ and $|S_x| = |S_y| = 1$. If the only element in $S_x = S_y$ is a black vertex or a virtual edge that does not have $\alpha\mathcal{Q}$ -BP3 or $\alpha\mathcal{Q}$ -BP5 among its admissible types, then we abort the construction of the embedding configurations for the pair (x, y) , since it is not possible to ensure that both x and y are reddened, by Lemma 51; also in this case, (x, y) cannot be satisfied. Otherwise, S_x contains exactly one virtual edge e_i , which has $\alpha\mathcal{Q}$ -BP3 or $\alpha\mathcal{Q}$ -BP5 among its admissible types. If $e_i \neq e_m$, then $\alpha\mathcal{Q}$ -BP3 is admissible for e_i , by Condition 3 of Lemma 57. We set $t_i = \text{BP3}$ and we arbitrarily set x_i to either ℓ or r ; whereas, if $e_i = e_m$, then we make up to four independent choices by setting t_i as each of the admissible types for e_i among $\alpha\mathcal{Q}$ -BP3 and $\alpha\mathcal{Q}$ -BP5, and by setting x_i as each of ℓ and r . This ensures that both x and y are reddened, by Condition 2a of Lemma 51. Thus, (x, y) is satisfied by any embedding configuration that complies with one of these choices.

In all the other cases (that is, if $|S_x| \geq 1$, $|S_y| \geq 1$, and it holds that $|S_x| \geq 2$, or $|S_y| \geq 2$, or $S_x \neq S_y$), we can find two distinct elements, one in S_x and one in S_y . We use these elements to ensure that both x and y are reddened. Namely, consider the element that belongs to S_x , the discussion for the one belonging to S_y being analogous. If this element is a vertex w , then we select x to be the designated face f_w of w , by Condition 1 of Lemma 51. Otherwise, this element is a virtual edge e_i , and we proceed as follows.

- Suppose that $e_i \neq e_m$. If \mathcal{C} -BP2 is admissible for e_i , then we set $t_i = \text{BP2}$ and we select x_i so that the red outer face of the t_i -gadget will correspond to x in the realization of an embedding configuration, by Condition 2b of Lemma 51. Otherwise, $\alpha\mathcal{Q}$ -BP3 is admissible for e_i , by Condition 3 of Lemma 57. If the face z of \mathcal{S}_μ incident to e_i different from x is either intrinsically red or coincides with y , then we set $t_i = \text{BP3}$ and we arbitrarily set x_i to either ℓ or r . Else, we abort the construction of the embedding configurations for the pair (x, y) , since it is not possible to ensure that x is reddened, while avoiding that z is reddened, by Condition 2a of Lemma 51.
- Suppose now that $e_i = e_m$. Let $z \in \{f_m, g_m\}$ be the face of \mathcal{S}_μ incident to e_i different

from x . If z is intrinsically red or $z = y$, then we make up to six independent choices by selecting t_i as each of the admissible types for e_i (recall that the type of e_i is not \mathcal{Q} -BP1, since $e_i \in S_x$) and by setting x_i to each of the flips such that a red outer face of the t_i -gadget will correspond to x in the realization of an embedding configuration (observe that, if $t_i \in \{\text{BP2}, \text{BP4}\} \subseteq \mathcal{T}_1$, then we select only one flip for x_i , while if $t_i \in \{\text{BP3}, \text{BP5}\} \subseteq \mathcal{T}_2$, then we select both possible flips for x_i). If z is non-intrinsically red and $z \neq y$, if the set of admissible types for e_i contains neither $\mathcal{C}\text{-BP2}$ nor $\mathcal{C}\text{-BP4}$, we abort the construction of the embedding configurations for the pair (x, y) , since it is not possible to ensure that x is reddened, while avoiding that z is reddened, by [Condition 2a](#) of [Lemma 51](#). Otherwise, the set of admissible types for e_i contains $\mathcal{C}\text{-BP2}$, $\mathcal{C}\text{-BP4}$, or both, and we make up to two independent choices by setting t_i as each of the admissible types for e_i among $\mathcal{C}\text{-BP2}$ and $\mathcal{C}\text{-BP4}$, and by setting x_i so that the red outer face of the t_i -gadget will correspond to x in the realization of an embedding configuration, by [Condition 2b](#) of [Lemma 51](#).

If the above procedure has not aborted, the above ‘‘partial’’ embedding configurations satisfy the pair (x, y) . Note that, so far, we only set the types and the flips for at most two virtual edges, one in order to redden x and one in order to redden y ; moreover, multiple independent choices have been done only if one of these virtual edges coincides with e_m . To complete the construction of the embedding configurations for μ , we have to select a type and a flip for the remaining virtual edges in each of the partial embedding configurations constructed above. We first deal with edges of type \mathcal{Q} -BP.

Handling the remaining type \mathcal{Q} -BP virtual edges. Let e_i be any virtual edge of $sk(\mu)$ of type \mathcal{Q} -BP that is not of type \mathcal{Q} -BP1 and that has not been processed so far to satisfy the pair (x, y) . Let f_i and g_i be the two faces of S_μ that are incident to e_i .

If both f_i and g_i are non-intrinsically red faces different from x and y , then we abort the construction of the embedding configurations for the pair (x, y) , since the type of e_i is not \mathcal{Q} -BP1, hence at least one of f_i and g_i is reddened because of the red vertices of H_{e_i} , by [Condition 2a](#) of [Lemma 51](#).

If exactly one of f_i and g_i , say f_i , is a non-intrinsically red face different from x and y , then we distinguish the case in which $e_i \neq e_m$ from the one in which $e_i = e_m$.

- If $e_i \neq e_m$, we check whether the type $\mathcal{C}\text{-BP2}$ is admissible for e_i . If not, we abort the construction of the embedding configurations for the pair (x, y) , since f_i is reddened because of the red vertices of H_{e_i} , by [Condition 2a](#) of [Lemma 51](#); otherwise, we set $t_i = \text{BP2}$ and we set x_i so that the red outer face of the t_i -gadget will correspond to g_i in the realization of the embedding configuration, by [Condition 2b](#) of [Lemma 51](#).
- If $e_i = e_m$, we check whether the types $\mathcal{C}\text{-BP2}$ or $\mathcal{C}\text{-BP4}$ are admissible for e_i . If not, we abort the construction of the embedding configurations for the pair (x, y) , since f_i is reddened because of the red vertices of H_{e_i} , by [Condition 2a](#) of [Lemma 51](#); otherwise, we make up to two independent choices by setting t_i as each of the admissible types for e_i among $\mathcal{C}\text{-BP2}$ and $\mathcal{C}\text{-BP4}$, and by setting x_i so that the red outer face of the t_i -gadget will correspond to g_i in the realization of an embedding configuration, by [Condition 2b](#) of [Lemma 51](#).

If none of f_i and g_i is a non-intrinsically red face different from x and y (that is, f_i and g_i will correspond to red faces in the realization of the embedding configuration, independently of the choice of t_i and x_i), then we distinguish two cases. If $e_i \neq e_m$, we arbitrarily set t_i to any of the admissible types for e_i (these are $\mathcal{C}\text{-BP2}$ and/or $\mathcal{Q}\text{-BP3}$, by [Condition 3](#) of [Lemma 57](#)) and we arbitrarily set x_i to either ℓ or r . If $e_i = e_m$, we make up to eight independent choices by setting t_i to each of the admissible types for e_i and by setting x_i to each of ℓ and r .

If the above procedure has not aborted, all the above “partial” embedding configurations satisfy the pair (x, y) and avoid that any face of $sk(\mu)$ different from x and y is reddened. It remains to deal with the virtual edges that are not of type \mathcal{Q} -BP.

Handling the remaining virtual edges. Finally, for each virtual edge e_i of $sk(\mu)$ that is of type \circlearrowleft -RE, \circlearrowleft -BE slim, \circlearrowleft -BE fat, or \mathcal{Q} -BP1, in each of the so-far constructed partial embedding configurations for μ , we set t_i to \circlearrowleft -RE, \circlearrowleft -BE slim, \circlearrowleft -BE fat, or \mathcal{Q} -BP1, respectively, and we arbitrarily set x_i to either ℓ or r . First note that all the types \circlearrowleft -RE, \circlearrowleft -BE slim, \circlearrowleft -BE fat, or \mathcal{Q} -BP1 belong to \mathcal{T}_0 , and thus they do not contribute to redden any face of \mathcal{S}_μ , by [Condition 2](#) of [Lemma 51](#). Furthermore, by [Condition 2](#) of [Lemma 57](#), we have exhaustively considered all the virtual edges of $sk(\mu)$. This concludes the construction of the (up to eight) embedding configurations for the pair (x, y) .

We summarize the above discussion in the following.

Lemma 58. *Suppose that μ is an R -node such that b_m is a vertex of $sk(\mu)$. There exists a set \mathcal{V}_μ of embedding configurations for μ such that:*

- (i) *a type t is admissible for μ if and only if there exists an embedding configuration $\mathcal{C}_\mu \in \mathcal{V}_\mu$ such that the embedding of $R(\mathcal{C}_\mu)$ is of type t ;*
- (ii) *$|\mathcal{V}_\mu| = O(1)$; and*
- (iii) *\mathcal{V}_μ can be constructed in $O(|sk(\mu)|)$ time.*

Case 3: b_m belongs to H_μ but not to $sk(\mu)$. In this case, b_m is a non-pole vertex of a virtual edge e_m of $sk(\mu)$. We start with a structural lemma.

Lemma 59. *Let μ be an R -node. Suppose that b_m is a non-pole vertex of a virtual edge e_m of $sk(\mu)$ and that H_μ admits a relevant embedding \mathcal{E}_μ . For a virtual edge e of $sk(\mu)$, let \mathcal{E}_e be the embedding of H_e determined by \mathcal{E}_μ . Then the following conditions are satisfied:*

1. *the type of μ is either \circlearrowleft -RF, or \circlearrowleft -BF, or \mathcal{Q} -BB;*
2. *the type of e_m is either \circlearrowleft -RF, or \circlearrowleft -BF, or \mathcal{Q} -BB;*
3. *the virtual edges of $sk(\mu)$ different from e_m are of type \circlearrowleft -RE, \circlearrowleft -BE slim, \circlearrowleft -BE fat, or \mathcal{Q} -BP; and*
4. *there exists no type \mathcal{Q} -BP virtual edge e of $sk(\mu)$ such that the type of \mathcal{E}_e is \circlearrowleft -BP4 or \circlearrowleft -BP5.*

Proof. Items 1 and 2 follow from the fact that b_m is a non-pole vertex of H_μ and H_{e_m} , respectively. Items 3 and 4 follow from the fact that, for any virtual edge $e \neq e_m$, we have that b_m does not belong to H_e and from Item 4 of [Lemma 31](#). \square

The algorithm to compute a constant-size set \mathcal{V}_μ of embedding configurations for μ is similar to the one for the case in which b_m is a vertex of $sk(\mu)$ (Case 2). The only differences lie in the choices we perform for the type t_m and the flip x_m for the virtual edge e_m . In fact, by [Condition 2](#) of [Lemma 57](#) and by [Condition 3](#) of [Lemma 59](#), all the virtual edges of $sk(\mu)$ different from e_m are of type \circlearrowleft -RE, \circlearrowleft -BE slim, \circlearrowleft -BE fat, or \mathcal{Q} -BP, both in Case 2 and in Case 3. Furthermore, if any of such virtual edges is of type \mathcal{Q} -BP, then the set of its admissible types contains neither \circlearrowleft -BP4 nor \circlearrowleft -BP5, both in Case 2 and in Case 3, by [Condition 3](#) of [Lemma 57](#) and by [Condition 4](#) of [Lemma 59](#), respectively. However, differently from Case 2, where the type of e_m is \mathcal{Q} -BP, by [Condition 3](#) of [Lemma 57](#), we have that, in Case 3, the type of e_m is either \circlearrowleft -RF, or \circlearrowleft -BF, or \mathcal{Q} -BB, by [Condition 2](#) of [Lemma 59](#). On the other hand, in Case 3, we can perform operations on e_m analogous to those performed in Case 2. In

particular, whenever the type of e_m in Case 2 was \mathcal{Q} -BP1, we select the type t_m for e_m among all the possible admissible types for e_m belonging to \mathcal{T}_0 ; whenever the type t_m selected for e_m in Case 2 was either \mathcal{C} -BP2 or \mathcal{C} -BP4, we select t_m among all the possible admissible types for e_m belonging to \mathcal{T}_1 ; finally, whenever the type t_m selected for e_m in Case 2 was either \mathcal{Q} -BP3 or \mathcal{Q} -BP5, we select t_m among all the possible admissible types for e_m belonging to \mathcal{T}_2 . Next, we describe the construction of the embedding configurations in greater detail.

In particular, we do not perform any preliminary test, since all the conditions of Lemma 59 only descend from the structure of H_μ . Also, for each of the six pairs (x, y) , we construct $O(1)$ embedding configurations that satisfy the pair (x, y) , as follows. Again, we discuss only the case in which (i) $x, y \neq \emptyset$, (ii) $x \neq y$, and (iii) both x and y are non-intrinsically red, that is, when both x and y need to be reddened. The construction consists of three phases.

Satisfying the pair (x, y) . We first compute the set S_x (resp. S_y) that contains all the virtual edges incident to x (resp. to y) whose set of admissible types contains at least one type not in \mathcal{T}_0 , and all the black vertices of $sk(\mu)$ incident to x (resp. to y) that are incident to an rb -trivial component. Recall that, by Lemma 51, the constructed sets contain exactly those elements that can be used to ensure that (x, y) is satisfied by the embedding configuration. Thus, if S_x (resp. S_y) is empty, then we abort the construction of the embedding configurations for the pair (x, y) . Also, suppose that $S_x = S_y$ and $|S_x| = |S_y| = 1$. If the only element in $S_x = S_y$ is a black vertex or a virtual edge whose set of admissible types does not contain any type in \mathcal{T}_2 , then we abort the construction of the embedding configurations for the pair (x, y) . Otherwise, S_x contains exactly one virtual edge e_i . If $e_i \neq e_m$, then we proceed as in Case 2; whereas, if $e_i = e_m$, then we construct $O(1)$ embedding configurations obtained by setting t_i as each of the admissible types for e_i belonging to \mathcal{T}_2 , and by setting x_i as each of ℓ and r . In all the other cases, we can find two distinct elements (each being either a virtual edge or a vertex) such that one element belongs to S_x and the other belongs to S_y . We use these elements to ensure that both x and y are reddened. Namely, consider the element that belongs to S_x , the discussion for the one belonging to S_y being analogous. If this element is a vertex w or if it is a virtual edge $e_i \neq e_m$, then we proceed as in Case 2. Suppose now that the selected element in S_x is e_m . Let $z \in \{f_m, g_m\}$ be the face of \mathcal{S}_μ incident to e_m different from x . If z is intrinsically red or $z = y$, then we construct $O(1)$ embedding configurations obtained by selecting t_m as each of the admissible types for e_m that are not in \mathcal{T}_0 and by setting x_m to each of the flips such that a red outer face of the t_m -gadget corresponds to x . Else, z is a non-intrinsically red face different from y . If there is no admissible types for e_m belonging to \mathcal{T}_1 , we abort the construction of the embedding configurations for the pair (x, y) . Otherwise, we construct $O(1)$ embedding configurations obtained by setting t_m as each of the admissible types for e_m belonging to \mathcal{T}_1 , and by setting x_m so that the red outer face of the t_m -gadget corresponds to x .

If the above procedure has not aborted, the above ‘‘partial’’ embedding configurations satisfy the pair (x, y) . To complete the construction of the embedding configurations for μ , we have to select a type and a flip for the remaining virtual edges. We proceed as follows.

Handling the remaining \mathcal{Q} -BP virtual edges. This phase is identical to corresponding one in Case 2. Observe, however, that in Case 3, e_m is not handles in this phase, since it is not of type \mathcal{Q} -BP, by Condition 2 of Lemma 59.

Handling e_m . Recall that $x \in \{f_m, g_m\}$. Suppose $x = g_m$, the case $x = f_m$ being symmetric. If f_m is a non-intrinsically red face different from y , then we check whether the set of admissible types for e_m contains a at least a type not in \mathcal{T}_2 . If not, we abort the construction of the embedding configurations for the pair (x, y) . Otherwise, we construct $O(1)$ embedding configurations obtained by setting t_m as each of the admissible types for e_m belonging to either \mathcal{T}_0 or \mathcal{T}_1 , and by setting x_m as each of the flips such that an outer face of the t_m -gadget that is not red corresponds to f_m .

If f_m is intrinsically red or $f_m = y$, then we construct $O(1)$ embedding configurations obtained by setting t_m to each of the admissible types for e_m and by setting x_m to each of ℓ and r .

If the above procedure has not aborted in the last two phases, all the above “partial” embedding configurations satisfy the pair (x, y) and avoid that any face of $sk(\mu)$ different from x and y is reddened.

Handling the remaining virtual edges. This phase is identical to corresponding one in Case 2, and concludes the construction of the $O(1)$ embedding configurations for the pair (x, y) .

We summarize the above discussion in the following.

Lemma 60. *Suppose that μ is an R -node such that b_m belongs to H_μ but not to $sk(\mu)$. There exists a set \mathcal{V}_μ of embedding configurations for μ such that:*

- (i) *a type t is admissible for μ if and only if there exists an embedding configuration $\mathcal{C}_\mu \in \mathcal{V}_\mu$ such that the embedding of $R(\mathcal{C}_\mu)$ is of type t ;*
- (ii) *$|\mathcal{V}_\mu| = O(1)$; and*
- (iii) *\mathcal{V}_μ can be constructed in $O(|sk(\mu)|)$ time.*

7.2 Constructing a Neat Embedding

In this section, we show how the embedding configurations stored in the non-root nodes of \mathcal{T} by the testing algorithm in Section 7.1 can be exploited to efficiently construct a neat embedding of H .

Theorem 4. *There exists an $O(n)$ -time algorithm that constructs a neat embedding of an n -vertex rb -augmented component, if one exists.*

If the testing algorithm in Section 7.1 succeeds, then, by Lemma 40, there exists at least one admissible type t for the unique child τ of the root of \mathcal{T} . Let \mathcal{C}_τ be an embedding configuration for τ such that the type of the embedding of $R(\mathcal{C}_\tau)$ is t , which exists by Lemma 45. We construct a neat embedding \mathcal{E} of H by means of a top-down traversal of \mathcal{T} starting from τ .

We initialize \mathcal{E} to the embedding \mathcal{S}_τ of $sk(\tau)$ in \mathcal{C}_τ with an arbitrary flip. For each node μ encountered in the traversal we assume that the following invariants hold:

- (i) μ is associated with a type t_μ and with an embedding configuration \mathcal{C}_μ in \mathcal{V}_μ such that the type of the embedding of $R(\mathcal{C}_\mu)$ is t_μ ,
- (ii) \mathcal{E} contains a copy of $sk(\mu)$ whose embedding \mathcal{S}_μ is the one indicated in \mathcal{C}_μ , and
- (iii) the flip of \mathcal{S}_μ in \mathcal{E} is the one indicated in the embedding configuration \mathcal{C}_ξ associated with the parent ξ of μ .

When considering a non-leaf node μ we perform the following operations. First, for every vertex w of $sk(\mu)$ that is incident to an rb -trivial component, we embed such a component into the face of \mathcal{E} corresponding to the face of \mathcal{S}_μ that has been selected as the designated face f_w of w in \mathcal{C}_μ . Second, for each virtual edge e_i of $sk(\mu)$ that is not a Q -node, consider the admissible type t_i for e_i in \mathcal{C}_μ . We select an embedding configuration \mathcal{C}_i in \mathcal{V}_{ν_i} , where ν_i is the child of μ in \mathcal{T} corresponding to e_i , such that the type of the embedding of $R(\mathcal{C}_i)$ is t_i . This configuration exists by Lemma 40 and since t_i is admissible for e_i . We associate ν_i with t_i and \mathcal{C}_i , and we replace e_i in \mathcal{E} with the embedding \mathcal{S}_{ν_i} of $sk(\nu_i)$ in \mathcal{C}_i , flipped as indicated by the variable x_i in \mathcal{C}_μ . This guarantees that the invariants hold for ν_i .

When all the non-leaf nodes of \mathcal{T} have been considered, \mathcal{E} is an embedding of H_τ whose type is t . Recall, in fact, that the skeleton of each leaf Q -node contains the real edge corresponding to it. To obtain a neat embedding of H , it only remains to augment \mathcal{E} with a drawing of the reference edge (b_1, b_2) corresponding to ρ and of the undecided rb -trivial components incident to b_1 and b_2 , if any. This can be done in constant time by embedding (b_1, b_2) in the outer face of \mathcal{E} and by inserting the undecided rb -trivial components, if any, into one of the two faces incident to (b_1, b_2) as discussed in the proof of Lemma 41. This concludes the proof of Theorem 4.

8 Conclusions

In this paper, we have proved that the 2-LEVEL QUASI-PLANARITY problem is NP-complete, while it is linear-time solvable if the order of the vertices in one level is given as part of the input. The equivalence of the 2-level quasi-planar drawings with two different types of layouts, namely the bipartite 2-page book embeddings and the (2, 2)-track layouts, seems to indicate that the problem we solved in this paper is central in this area.

Trying to extend our hardness result to the QUASI-PLANARITY problem (without the 2-level constraint) is tempting. One natural idea would be to add edges to the *frame* (see Section 3), so that, in any quasi-planar drawing of the augmented graph, the drawing of the frame is topologically equivalent to its unique 2-level quasi-planar drawing. However, it is not clear to us whether this can be done and, even if it can, how to ensure that the graph that we assemble to the frame (i.e., the graph from the LEVELED PLANARITY instance) can be forced to have a “leveled” structure. Hence, determining the computational complexity of the QUASI-PLANARITY problem remains an elusive goal, in our opinion the most attractive one on “almost”-planar graphs.

References

- [1] E. Ackerman and G. Tardos. On the maximum number of edges in quasi-planar graphs. *J. Comb. Theory, Ser. A*, 114(3):563–571, 2007.
- [2] P. Angelini, M. A. Bekos, F. J. Brandenburg, G. Da Lozzo, G. Di Battista, W. Didimo, M. Hoffmann, G. Liotta, F. Montecchiani, I. Rutter, and C. D. Tóth. Simple k -planar graphs are simple $(k+1)$ -quasiplanar. *J. Comb. Theory, Ser. B*, 142:1–35, 2020.
- [3] P. Angelini, G. Da Lozzo, G. Di Battista, F. Frati, M. Patrignani, and I. Rutter. Intersection-link representations of graphs. *J. Graph Algorithms Appl.*, 21(4):731–755, 2017.
- [4] P. Angelini, G. Da Lozzo, H. Förster, and T. Schneck. 2-layer k -planar graphs: Density, crossing lemma, relationships, and pathwidth. In D. Auber and P. Valtr, editors, *GD 2020*, LNCS. Springer, 2020. To appear.
- [5] L. Auslander and S. V. Parter. On imbedding graphs in the sphere. *Journal of Mathematics and Mechanics*, 10(3):517–523, 1961.
- [6] W. Bader. Das topologische problem der gedruckten schaltung und seine lösung. *Electrical Engineering (Archiv für Elektrotechnik)*, 49(1):2–12, 1964.
- [7] O. Bastert and C. Matuszewski. Layered drawings of digraphs. In M. Kaufmann and D. Wagner, editors, *Drawing Graphs: Methods and Models*, volume 2025 of *LNCS*, pages 87–120. Springer, 2001.
- [8] F. R. Bernhart and P. C. Kainen. The book thickness of a graph. *Journal of Combinatorial Theory, Series B*, 27(2):320–331, 1979.
- [9] T. C. Biedl, S. Chaplick, J. Fiala, M. Kaufmann, F. Montecchiani, M. Nöllenburg, and C. N. Raftopoulou. On layered fan-planar graph drawings. *CoRR*, abs/2002.09597, 2020.
- [10] C. Binucci, M. Chimani, W. Didimo, M. Gronemann, K. Klein, J. Kratochvíl, F. Montecchiani, and I. G. Tollis. Algorithms and characterizations for 2-layer fan-planarity: From caterpillar to stegosaurus. *J. Graph Algorithms Appl.*, 21(1):81–102, 2017.
- [11] J. A. Bondy and U. S. R. Murty. *Graph Theory with Applications*. North-Holland, 1976.

- [12] S. Cabello and B. Mohar. Crossing number and weighted crossing number of near-planar graphs. *Algorithmica*, 60(3):484–504, 2011.
- [13] S. Cabello and B. Mohar. Adding one edge to planar graphs makes crossing number and 1-planarity hard. *SIAM J. Comput.*, 42(5):1803–1829, 2013.
- [14] G. Di Battista, P. Eades, R. Tamassia, and I. G. Tollis. *Graph Drawing: Algorithms for the Visualization of Graphs*. Prentice-Hall, 1999.
- [15] G. Di Battista and R. Tamassia. On-line graph algorithms with SPQR-trees. In M. Paterson, editor, *Automata, Languages and Programming, 17th International Colloquium, ICALP90, Warwick University, England, UK, July 16-20, 1990, Proceedings*, volume 443 of *Lecture Notes in Computer Science*, pages 598–611. Springer, 1990.
- [16] G. Di Battista and R. Tamassia. On-line planarity testing. *SIAM J. Comput.*, 25(5):956–997, 1996.
- [17] W. Didimo. Density of straight-line 1-planar graph drawings. *Inf. Process. Lett.*, 113(7):236–240, 2013.
- [18] W. Didimo, F. Giordano, and G. Liotta. Upward spirality and upward planarity testing. *SIAM J. Discrete Math.*, 23(4):1842–1899, 2009.
- [19] W. Didimo, G. Liotta, and F. Montecchiani. A survey on graph drawing beyond planarity. *ACM Comput. Surv.*, 52(1):4:1–4:37, 2019.
- [20] R. Diestel. *Graph Theory*. Graduate Texts in Mathematics. Springer, 1997.
- [21] V. Dujmovic, A. Pór, and D. R. Wood. Track layouts of graphs. *Discret. Math. Theor. Comput. Sci.*, 6(2):497–522, 2004.
- [22] V. Dujmovic and D. R. Wood. Stacks, queues and tracks: Layouts of graph subdivisions. *Discret. Math. Theor. Comput. Sci.*, 7(1):155–202, 2005.
- [23] P. Eades, B. McKay, and N. Wormald. On an edge crossing problem. In *Ninth Australian Computer Science Conference (ACSC '86)*, pages 327–334, 1986.
- [24] P. Eades and N. C. Wormald. Edge crossings in drawings of bipartite graphs. *Algorithmica*, 11(4):379–403, 1994.
- [25] E. D. Giacomo, W. Didimo, P. Eades, and G. Liotta. 2-layer right angle crossing drawings. *Algorithmica*, 68(4):954–997, 2014.
- [26] C. Gutwenger and P. Mutzel. A linear time implementation of spqr-trees. In J. Marks, editor, *Graph Drawing, 8th International Symposium, GD 2000, Colonial Williamsburg, VA, USA, September 20-23, 2000, Proceedings*, volume 1984 of *LNCS*, pages 77–90. Springer, 2000.
- [27] F. Harary. *Graph Theory*. Addison-Wesley Pub. Co. Reading, Massachusetts, 1969.
- [28] F. Harary and A. Schwenk. A new crossing number for bipartite graphs. *Utilitas Mathematica*, 1:203–209, 1972.
- [29] L. S. Heath and A. L. Rosenberg. Laying out graphs using queues. *SIAM J. Comput.*, 21(5):927–958, 1992.
- [30] J. Hopcroft and R. E. Tarjan. Efficient planarity testing. *Journal of the ACM*, 21(4):549–568, 1974.

- [31] J. E. Hopcroft and R. E. Tarjan. Algorithm 447: Efficient algorithms for graph manipulation. *Commun. ACM*, 16(6):372–378, 1973.
- [32] M. Jünger and P. Mutzel. 2-layer straightline crossing minimization: Performance of exact and heuristic algorithms. *J. Graph Algorithms Appl.*, 1(1):1–25, 1997.
- [33] V. P. Korzhik and B. Mohar. Minimal obstructions for 1-immersions and hardness of 1-planarity testing. *Journal of Graph Theory*, 72(1):30–71, 2013.
- [34] J. M. Lewis and M. Yannakakis. The node-deletion problem for hereditary properties is NP-complete. *J. Comput. Syst. Sci.*, 20(2):219–230, 1980.
- [35] P. C. Liu and R. C. Geldmacher. On the deletion of nonplanar edges of a graph. *Congressus Numerantium*, 24:727–738, 1979.
- [36] T. Nishizeki and N. Chiba. *Planar Graphs: Theory and Algorithms*, volume 32 of *Annals of Discrete Mathematics*. North-Holland, 1988.
- [37] T. Nishizeki and M. S. Rahman. *Planar Graph Drawing*, volume 12 of *Lecture Notes Series on Computing*. World Scientific, 2004.
- [38] B. Peng, D. Liu, Z. Lü, R. Martí, and J. Ding. Adaptive memory programming for the dynamic bipartite drawing problem. *Inf. Sci.*, 517:183–197, 2020.
- [39] M. Schaefer. The graph crossing number and its variants: A survey. *The Electronic Journal of Combinatorics [electronic only]*, 20, 2013.
- [40] K. Sugiyama, S. Tagawa, and M. Toda. Methods for visual understanding of hierarchical system structures. *IEEE Trans. Syst. Man Cybern.*, 11(2):109–125, 1981.
- [41] L. C. Thévenin. Extension de la loi d’ohm aux circuits électromoteurs complexes. *Annales Télégraphiques*, 10:222–224, 1883. In French.
- [42] D. B. West. *Introduction to Graph Theory*. Prentice-Hall, 2001.
- [43] H. Whitney. Congruent graphs and the connectivity of graphs. *American Journal of Mathematics*, 54(1):150–168, 1932.
- [44] A. Wigderson. The complexity of the Hamiltonian circuit problem for maximal planar graphs. *EECS Department Report 298, Princeton University*, 1982.