

Higher-Order Moment-Based Anomaly Detection

Venkatraman Renganathan, Navid Hashemi, Justin Ruths, and Tyler H. Summers

Abstract—The identification of anomalies is a critical component of operating complex, and possibly large-scale and geographically distributed cyber-physical systems. While designing anomaly detectors, it is common to assume Gaussian noise models to maintain tractability; however, this assumption can lead to the actual false alarm rate being significantly higher than expected. Here we design a distributionally robust threshold of detection using finite and fixed higher-order moments of the residual data such that it guarantees the actual false alarm rate to be upper bounded by the desired one. Further, we bound the states reachable through the action of a stealthy attack and identify the trade-off between this impact of attacks that cannot be detected and the worst-case false alarm rate. Through numerical experiments, we illustrate how knowledge of higher-order moments results in a tightened threshold, thereby restricting an attacker’s potential impact.

I. INTRODUCTION

From critical infrastructures and industrial process control to autonomous driving and various biomedical applications, dynamical control systems are increasingly able to be instrumented with new sensing and actuation capabilities. These cyber-physical systems (CPS) comprise growing webs of interconnected feedback loops and must operate efficiently and resiliently in dynamic and uncertain environments. As these systems become large, devising both model-based [1], [2] and data-driven [3], [4] methods for detecting anomalies (such as component failures or malicious attacks) are critical for their robust and efficient operation. Such critically important cyber-physical networks have become an attractive target to attackers. These systems are large and complex and are often not monitored well enough, enabling attackers to manipulate the system without being detected and cause significant damage [5], [6].

To simplify the analysis and design, often such complex cyber-networks are modeled as a discrete-time linear time invariant system with Gaussian noises. However, this can lead to a significant miscalculation of probabilities and risk if the underlying processes behave differently, for example due to various nonlinearities or malicious attacks. In the context of attacks, it is possible for an attacker to modify the sensor outputs and effectively generate aggressive and strategic noise profiles to sabotage the operation of the system. With stochastic optimization techniques, particularly using the emerging area of distributionally robust optimization (DRO) approaches [7], these limitations can be recognized and addressed. DRO

enables modelers to explicitly incorporate inherent ambiguity in probability distributions into optimization problems. DRO approaches can be categorized based on the form of the ambiguity set. There are several different parameterizations, including those based on moments, support, directional derivatives [8], and Wasserstein balls [9]. In practice, we have access to only a finite amount of historical data. However, it is possible to use finite historical data and guarantee resiliency in such critical cyber-physical networks. Here, we propose to use moment-based DRO methods to improve modeling and reduce false alarm rates in cyber-physical networks.

In the context of attacks, the detector tuning has a direct implication on the effect an attacker can have while still remaining stealthy [2], [10]. A model-based approach to attack detection uses a detector that raises alarms when there is a large enough discrepancy between the actual and predicted measurements, a statistic termed the residual. The detector’s sensitivity can be increased by decreasing the threshold of detection, but there is an inherent trade-off between sensitivity and the rate at which false alarms are generated. Keeping false alarms to a manageable level requires adjusting sensitivity and the tuning of the detector threshold is typically informed by the distribution of the residual. When this distribution is only known to an ambiguity set, traditional tools no longer suffice to select the threshold and so we turn to a distributionally robust approach. Interest in a DRO-informed perspective on detector tuning is supported by recent work on using a Wasserstein metric [4]. Our moment-based ambiguity set formulation includes all distributions with fixed moments up to some order; authors in [11] used semidefinite program-based convex optimization techniques to arrive at a probability bound for a random variable lying in a set with the random variable’s fixed moments up to some order being known. We leverage the above technique in this research to design a detector threshold that is suitable for even the worst case residual distributions.

Contributions: This paper is a significant extension of our previous work [3] where we used a moment-based ambiguity set formulation with the fixed first two moments (Proposition 2) to obtain a detector threshold via generalized Chebyshev inequality. The main contributions of the present paper are:

- we propose both model-based and data-driven approaches to construct an anomaly detector threshold for CPSs that exhibit non-Gaussian uncertainties and model them with moment-based ambiguity sets with fixed moments up to k^{th} order.
- we use a DRO-based semidefinite program defined using the higher-order moments of the residual to find a sharper probability bound for classifying the residual with an improved detector threshold (Theorem 4).
- we illustrate with an empirical study that inclusion of higher-order moments results in tightened threshold

This work was partially supported by the Army Research Office and was accomplished under Grant Number: W911NF-17-1-0058 and the Air Force Office of Scientific Research under award number FA2386-19-1-4073.

The authors are with the Department of Mechanical Engineering, The University of Texas at Dallas, 800 W. Campbell Rd, Richardson, TX, USA. Email: (vrenana, navid.hashemi, jruths, tyler.summers)@utdallas.edu

(Lemma 3), thereby restricting an attacker's potential impact, and further prove that the volume of the attack-reachable set shrinks with the tightened threshold (Theorem 5).

While anomaly detection is widely studied in CPS literature, our distributionally robust approach using higher-order moments of the residual data marks the novel contribution of this paper. The rest of the paper is organized as follows. Section II formulates the problem using moment-based ambiguity sets. In Section III, the distributionally robust approach using higher-order moments of the residual data to design anomaly detector threshold is discussed. Section IV describes the procedure to find the boundary of the reachable sets obtained using distributionally robust tuned detector. Section V presents the numerical results with inferences. Finally, Section VI concludes and summarizes the future research directions.

II. PROBLEM FORMULATION USING HIGHER-ORDER MOMENT-BASED AMBIGUITY SETS

In this section, we propose two frameworks toward designing an anomaly detector for cyberphysical systems namely: 1) a model-based approach using primitive system uncertainties, and 2) a data-driven approach using residual data.

A. Model Based Problem Formulation

Here, we model an uncertain cyber-physical system as a stochastic discrete-time linear system

$$x_{t+1} = Ax_t + Bu_t + w_t, \quad t \in \mathbb{N} \quad (1)$$

$$y_t = Cx_t + v_t, \quad (2)$$

where $x_t \in \mathbb{R}^n, u_t \in \mathbb{R}^m$ are the system state and input respectively at time t . The matrices A and B denote the system matrix and control input matrix, respectively. The process noise w_t is modeled as a zero-mean random vector independent and identically distributed across time with covariance matrix Σ_w . The output $y_t \in \mathbb{R}^p$ aggregates a linear combination of the states with the observation matrix $C \in \mathbb{R}^{p \times n}$. We assume that the pair (A, C) is detectable and (A, B) is stabilizable. The sensor noise v_k is modeled as a zero-mean random vector independent and identically distributed across time with covariance matrix Σ_v . The distributions P_w of w_t and P_v of v_t are unknown (and not necessarily Gaussian) and will be assumed to belong to the ambiguity sets \mathcal{P}^w and \mathcal{P}^v of distributions, respectively. Let $\kappa = (k_1, \dots, k_n)^\top$ with $k_j \in \mathbb{Z}_+$ non-negative integers and $J_k = \{\kappa \mid \sum_{i=1}^n k_i \leq k\}$. Given a zero-mean process noise, $w_t \in \mathbb{R}^n$, assume that the feasible first k moment sequence of the distribution of the w_t namely $M_w^\kappa, \kappa \in J_k$ is known. Similarly, for the zero-mean measurement noise $v_t \in \mathbb{R}^p$, namely $M_v^\kappa, \kappa \in J_k$ are assumed to be known. Then the k -moments-based ambiguity set defining the distribution of the noises can be written

$$\mathcal{P}^w = \{P_w \mid \mathbb{E}[w_1^{k_1} w_2^{k_2} \dots w_n^{k_n}] = M_w^\kappa, \kappa \in J_k\}, \quad (3)$$

$$\mathcal{P}^v = \{P_v \mid \mathbb{E}[v_1^{k_1} v_2^{k_2} \dots v_p^{k_p}] = M_v^\kappa, \kappa \in J_k\}. \quad (4)$$

We consider the scenario where the actual measurement y_t is corrupted by an additive attack, $\delta_t \in \mathbb{R}^p$. Due to this attack, the true output of the system fed to the controller becomes

$$\bar{y}_t = y_t + \delta_t = Cx_t + v_t + \delta_t. \quad (5)$$

The design of an anomaly detector necessitates a state estimator. We utilize a steady-state Kalman filter to construct a state estimate \hat{x}_t to minimize the squared norm of the estimation error $e_t = x_t - \hat{x}_t$ where,

$$\hat{x}_{t+1} = A\hat{x}_t + Bu_t + L(\bar{y}_t - C\hat{x}_t), \quad (6)$$

and the estimation error evolves as

$$e_{t+1} = (A - LC)e_t + w_t - Lv_t - L\delta_t. \quad (7)$$

In the absence of attacks (that is, $\delta_t = 0$) and when the covariance matrices of the noises are fixed and known, the Kalman gain $L = PC^\top(CPC^\top + \Sigma_v)^{-1}$ minimizes the steady state covariance matrix

$$P := \lim_{t \rightarrow \infty} P_t := \mathbf{E}[e_t e_t^\top]. \quad (8)$$

Since (A, C) is assumed to be detectable, the existence of P is guaranteed and it can be found through the solution of an algebraic Riccati equation. We define a residual sequence r_t as the difference between the actual received output \bar{y}_t and the predicted output $C\hat{x}_t$ as,

$$r_t = \bar{y}_t - C\hat{x}_t = Ce_t + v_t + \delta_t, \quad (9)$$

and in the attack free setting, r_t falls according to a zero mean distribution with covariance

$$\Sigma_r = \mathbf{E}[r_t r_t^\top] = CPC^\top + \Sigma_v. \quad (10)$$

Since (9) is linear, it is possible to obtain the fixed and first k moments of the random variable r_t by propagating the corresponding moments of the primitive random variables w_t, v_t . Thus, the distribution P_r of r_t (not necessarily Gaussian) belongs to an ambiguity set \mathcal{P}^r given by

$$\mathcal{P}^r = \{P_r \mid \mathbb{E}[r_1^{k_1} r_2^{k_2} \dots r_p^{k_p}] = M_r^\kappa, \kappa \in J_k\}. \quad (11)$$

We define residual size q_t as a quadratic function of r_t

$$q_t = r_t^\top \Sigma_r^{-1} r_t, \quad (12)$$

which will be compared to a threshold for anomaly detection.

B. Data-Driven Moment Estimation from Residual Data

An alternative to obtaining residual moments by propagating the moments of primitive random variables through the system model is to instead collect residual data r_t (from attack-free operation) and estimate residual moments directly from the data. Such a data-driven approach generalizes our proposed tuning approaches to a broader class of estimators as well as system models. Higher-order moments require increasingly more data to obtain accurate estimates. Determining the required amount of data is possible using finite-sample measure concentration results given as in [12], but we leave such an analysis for future work. The proposed methods for setting thresholds for anomaly detection can be used together

with ambiguity sets built upon data-driven residual estimates, although the false alarm rates will also be affected by sampling errors. The *feasible* first k moment sequence of the distribution of q_t denoted by $M_q^\kappa, \kappa \in J_k$ is assumed to be known either from its primitive variables through the model-based approach or estimated from the data-driven approach. Then, the k -moments-based ambiguity set of the scalar random variable q_t is defined as

$$\mathcal{P}^q = \{P_q \mid \mathbb{E}[q_t^k] = M_q^k\}. \quad (13)$$

Proposition 1. [11] Consider an univariate random variable X defined on $\Omega = \mathbb{R}_+$, endowed with its Borel sigma algebra of events. A sequence $\bar{\sigma} = (M_1, M_2, \dots, M_k)^\top$ is a **feasible** $(1, k, \Omega)$ -moment vector of the random variable X , if and only if the matrices $R_k \succeq 0$ and $R_{k-1} \succeq 0$, where for any integer $l \geq 0$, the matrices are defined as

$$R_{2l} = \begin{bmatrix} 1 & M_1 & \dots & M_l \\ M_1 & M_2 & \dots & M_{l+1} \\ \vdots & \vdots & \ddots & \vdots \\ M_l & M_{l+1} & \dots & M_{2l} \end{bmatrix}, R_{2l+1} = \begin{bmatrix} M_1 & \dots & M_{l+1} \\ M_2 & \dots & M_{l+2} \\ \vdots & \ddots & \vdots \\ M_{l+1} & \dots & M_{2l+1} \end{bmatrix}. \quad (14)$$

III. DESIGN OF ANOMALY DETECTOR THRESHOLDS

For a given threshold $\alpha > 0$ and the distance measure q_t , alarm time(s) t^* are produced according to the following rules,

$$\begin{cases} q_t \leq \alpha, & \text{no alarm} \\ q_t > \alpha, & \text{alarm: } t^* = t. \end{cases} \quad (15)$$

When the sensor noise v_t has infinite support, the distance measure q_t will also have infinite support. Then, even in the absence of attacks, the detector is expected to generate false alarms because some values drawn from the distance measure distribution will exceed the threshold α . Usually the detectors are designed for a desired false alarm rate, \mathcal{A} , through an appropriate choice of threshold α . This, however, requires knowing the distribution governing the detector random variable, q_t and thus making it possible to extract the optimum threshold value α from it. If r_t is Gaussian, q_t is a chi-squared random variable, and the optimum threshold α corresponding to the desired false alarm rate $\mathcal{A} = \mathcal{A}^*$ is then

$$\alpha = \alpha_{\chi^2} := 2\mathbb{P}^{-1}\left(1 - \mathcal{A}^*, \frac{p}{2}\right), \quad (16)$$

where $\mathbb{P}^{-1}(\cdot, \cdot)$ denotes the inverse regularized lower incomplete gamma function [1].

A. Tuning the Threshold via Generalized Chebyshev Bounds

When the complete distribution is not available, tuning methods like the one above may design thresholds that generate actual false alarm rates significantly higher than what is desired. With the distributionally robust approach, we aim to achieve a false alarm rate less than \mathcal{A} , and the challenge is to select the detector threshold α such that

$$\sup_{P_r \in \mathcal{P}^r} P_r(r_t^\top \Sigma_r^{-1} r_t \leq \alpha) = 1 - \mathcal{A}. \quad (17)$$

When the first two moments ($k = 2$) of r_t are known, the following proposition using the generalized Chebyshev

inequality explained in [13], [14] can be used to obtain the worst case detector threshold α^* satisfying (17).

Proposition 2. [3] Given a desired false alarm rate \mathcal{A} and the true distribution P_r of r_t belonging to an ambiguity set \mathcal{P}^r defined as in (11) with $k = 2$, the distributionally robust detector threshold α_2^* satisfying (17) is given by

$$\alpha_2^* = \frac{p}{\mathcal{A}}. \quad (18)$$

B. Improved Detector Threshold With higher-order Moments

It is possible to sharpen the detector threshold α_2^* obtained above if higher-order moments are taken into account. For example, the skewness and kurtosis statistics convey asymmetry and heaviness of tails of the distribution, respectively. Such higher-order moments reveal more information about the true but unknown distribution of the data. We can leverage such information provided by the higher-order moments to tighten the required probability bound given in (18) and thereby obtain an improved detector threshold.

Lemma 3. Let α_2^* be the detector threshold obtained from (18) for a desired false alarm rate \mathcal{A} . Then, for all $t \geq 0$, with the distance measure q_t given by (12) being non-negative, we have for all $k > 2$,

$$\alpha_k^* \leq \alpha_2^*. \quad (19)$$

Proof. The proof follows directly from applying the Markov bound on the random variable representing the higher moments of the q_t supported on $\mathbb{R}_{\geq 0}$. That is, $\forall k > 2$,

$$\mathbb{P}(q_t \geq \alpha_k^*) \leq \frac{\mathbb{E}[q_t^k]}{(\alpha_k^*)^k}. \quad (20)$$

Then, equating the ratios given in (20) with a desired false alarm rate \mathcal{A} , for $k = 2$ and for any other $k > 2$, we infer that $\alpha_k^* \leq \alpha_2^*$ as $\mathbb{E}[q_t^k] \geq \mathbb{E}[q_t^2]$ with q_t supported on $\mathbb{R}_{\geq 0}$. \square

To obtain a sharper detection threshold α_k^* , we follow the procedure explained in [11] to design a semidefinite program (SDP) that can account for all the given first k moments of the distribution of q_t and use a bisection algorithm to obtain a sharpened detection threshold α_k^* through its solution.

C. Estimating Probability Using $(1, k, \Omega)$ -Moment Bound

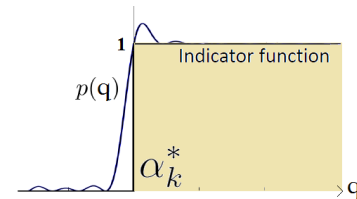


Fig. 1. A moment based polynomial bounding the indicator function representing the set $\mathcal{S} = [\alpha_k^*, \infty)$ is shown here.

Given a user prescribed desired false alarm rate \mathcal{A} , the improvised detector threshold α_k^* should satisfy

$$\sup_{P_q \in \mathcal{P}^q} P_q(q_t \in \mathcal{S}) = \mathcal{A}, \quad \mathcal{S} = [\alpha_k^*, \infty). \quad (21)$$

Here, the set \mathcal{S} represents an alarm event. Since q_t is a random variable given by (12), its support is simply $\Omega = \mathbb{R}_{\geq 0}$. The $(1, k, \Omega)$ -moment bound problem as in [11] pertaining to the set \mathcal{S} given by (21) is defined as follows

$$\begin{aligned} \min \quad & \sum_{r=0}^k y_r M_q^r \\ \text{s.t.} \quad & \sum_{r=0}^k y_r q^r \geq 1, \quad \forall q \in \mathcal{S} \\ & \sum_{r=0}^k y_r q^r \geq 0, \quad \forall q \in \Omega, \end{aligned} \quad (22)$$

where $y_r \in \mathbb{R}^{k+1}$ is the problem variable. We are interested in bounding the indicator function that corresponds to the set \mathcal{S} through a non-negative polynomial $p(q) = \sum_{r=0}^k y_r q^r$ as shown in Figure 1.

Theorem 4. Consider the distance measure q_t with its first k moments of distribution (M_1, M_2, \dots, M_k) (we let $M_0 = 1$) defined on \mathbb{R}_+ being known (or estimated from the given data) and the associated anomaly detector threshold α introduced in (15), which is intended to achieve a desired false alarm rate \mathcal{A} . Suppose the threshold is obtained by solving the following bisection algorithm (with the desired threshold known to be contained in $[\alpha_l, \alpha_u]$ with $\alpha_u = \alpha_2^*$)

while $\alpha_u - \alpha_l > \epsilon$ **do**
 $\alpha^* \leftarrow (\alpha_u + \alpha_l)/2$
 $p_{min} \leftarrow$ optimal value of SDP (23) with $\alpha = \alpha^*$
if $p_{min} > 1 - \mathcal{A}$ **then**
 $\alpha_u \leftarrow \alpha^*$
else
 $\alpha_l \leftarrow \alpha^*$

where the semidefinite program that gives the tight upper bound on $P(q_t \geq \alpha)$ in the third line is

$$\begin{aligned} \min \quad & \sum_{r=0}^k y_r M_r \\ \text{s.t.} \quad & \sum_{i,j:i+j=2l-1} x_{ij} = 0, \quad l = 1, \dots, k, \\ & (y_0 - 1) + \sum_{r=1}^k y_r \alpha^r = x_{00}, \\ & \sum_{r=l}^k y_r \binom{r}{l} \alpha^{r-l} = \sum_{i,j:i+j=2l} x_{ij}, \quad l = 1, \dots, k, \\ & X \succeq 0, \\ & \sum_{i,j:i+j=2l-1} z_{ij} = 0, \quad l = 1, \dots, k, \\ & \sum_{r=0}^l y_r \binom{k-r}{l-r} \alpha^{r-l} = \sum_{i,j:i+j=2l} z_{ij}, \quad l = 0, \dots, k, \\ & Z \succeq 0. \end{aligned} \quad (23)$$

with variables $y_r, r = 0, 1, \dots, k$. Then with this optimal detector threshold (which we call α_k^*), the false alarm rate

under the worst-case distribution of the q_t specified by the k -moments-based ambiguity set (13) is at most \mathcal{A} .

Proof. Using duality theory, it suffices to check for the polynomials defined in (22) to be non-negative in their respective sets. That is, the polynomial $p(q) = \sum_{r=0}^k y_r q^r$ satisfies $p(q) - 1 \geq 0, \forall q \in [\alpha_k, \infty)$ if and only if there exists a positive semidefinite matrix $X \in \mathbb{R}^{(k+1) \times (k+1)}$ that satisfies the first four constraints defined in (23). Similarly, the same polynomial $p(q)$ satisfies $p(q) \geq 0, \forall q \in [0, \alpha_k]$ if and only if there exists a positive semidefinite matrix $Z \in \mathbb{R}^{(k+1) \times (k+1)}$ that satisfies the last three constraints defined in (23). Then using the results given in Theorem 3.2 of [11], for a fixed threshold α_k , the optimal value of the semidefinite program in (23) yields the worst-case false alarm rate generated by the worst-case squared residual distribution in the ambiguity set (13). To ensure that the optimal value of (23) is equal to the desired false alarm rate \mathcal{A} , it suffices to tune the threshold using the bisection algorithm, which concludes the proof. \square

IV. ATTACK-REACHABLE SET BOUNDS

The threshold of the anomaly detector limits what the attacker is able to accomplish by remaining undetected. These attack models require strong attacker knowledge and access, that is, the attacker has perfect knowledge of the system dynamics, the Kalman filter, control inputs, and measurements. In addition, the attacker has read and write access to all the sensors at each time step. In this section, we prove that the volume of the attack-reachable set shrinks with the tightened threshold.

A. Zero-Alarm Attacks

Zero-alarm attacks generate attack sequences that maintain the distance measure at or below the threshold $q_t \leq \alpha$, so that no alarms are raised during attack. With $\Sigma_r^{\frac{1}{2}}$ being the symmetric square root of Σ_r , we define attack sequence as

$$\begin{aligned} \delta_t &= -C e_t - v_t + \Sigma_r^{\frac{1}{2}} \bar{\delta}_t, \quad \text{so that,} \\ q_t &= r_t^\top \Sigma_r^{-1} r_t = \bar{\delta}_t^\top \bar{\delta}_t \leq \alpha. \end{aligned} \quad (24)$$

B. Computing the Stealthy Attack Driven Reachable Set

A popular choice to quantify system impact due to a disturbance is the set of states reachable by the action of the disturbance. Assuming a static estimator feedback $u_t = K \hat{x}_t$ and an attack as in (24), the evolution of the system dynamics with the joint state $\xi_t = [x_t \quad e_t]^\top$ with input $\zeta_t = [w_t \quad \bar{\delta}_t]^\top$ as in [3] can be written as follows

$$\xi_{t+1} = \underbrace{\begin{bmatrix} A + BK & -BK \\ 0 & A \end{bmatrix}}_{\hat{A}} \xi_t + \underbrace{\begin{bmatrix} I & 0 \\ I & -L \Sigma_r^{1/2} \end{bmatrix}}_{\hat{B}} \zeta_t, \quad (26)$$

Since some distributions in the ambiguity set of \mathcal{P}^w may have unbounded support, it is necessary for us to truncate them at some confidence level (since unbounded noise would, theoretically, lead to unbounded reachable sets, albeit for infinitesimal

probabilities). We follow the distributionally robust approach using (18) to obtain noise threshold \bar{w} satisfying,

$$\sup_{P_w \in \mathcal{P}^w} P_w(w_t^\top \Sigma_w^{-1} w_t \leq \bar{w}) = 1 - \mathcal{A}. \quad (27)$$

Then the reachable set of interest, driven by the ellipsoidally bounded inputs w_t and $\bar{\delta}_t$, is

$$\mathcal{R}_x = \left\{ x_t = [I_n, 0_{n \times n}] \xi_t \left| \begin{array}{l} \xi_{t+1} = \hat{A} \xi_t + \hat{B} \zeta_t, \\ \xi_1 = \mathbf{0}, \quad \bar{\delta}_t^\top \bar{\delta}_t \leq \alpha, \\ w_t^\top \Sigma_w^{-1} w_t \leq \bar{w}, \quad \forall t \in \mathbb{N} \end{array} \right. \right\}. \quad (28)$$

We present the computation for an reachable set for elliptically bounded inputs. Specifically, we use a geometric approach given in [15] to compute the boundary of the reachable set. Iteratively solving (26) with $A_{cl} = A + BK$, we get

$$e_t = A^{t-1} e_1 + \sum_{i=1}^{t-1} A^{i-1} w_{t-i} - A^{i-1} L \Sigma^{\frac{1}{2}} \bar{\delta}_{k-i}, \quad (29)$$

$$x_t = A_{cl}^{t-1} x_1 + E_{t-2} e_1 + \sum_{i=1}^{t-1} A^{i-1} w_{t-i} + H_{i-1} L \Sigma^{\frac{1}{2}} \bar{\delta}_{t-i}. \quad (30)$$

where x_1, e_1 are initial conditions and,

$$H_i = A_{cl}^i - A^i, \quad E_i = \sum_{j=0}^i A_{cl}^j B K A^{i-j}. \quad (31)$$

At the steady state, x_t and e_t are independent of initial conditions. These solutions contain ellipsoidally bounded random variables $A^{i-1} w_{t-i}$ with bound $\mathcal{E}(\bar{w} A^{i-1} \Sigma_w A^{(i-1)\top})$ and $H_{i-1} \bar{\delta}_{t-i}$, with bound $\mathcal{E}(\alpha H_{i-1} L \Sigma_r L^\top H_{i-1}^\top)$, meaning that the reachable set of states is the Minkowski sum of the following ellipsoidal bounds

$$\mathcal{R}_{x,t}(\bar{w}, \alpha) = \bigoplus_{i=0}^{t-2} \mathcal{E}(\bar{w} A^i \Sigma_w A^{i\top}) \oplus \mathcal{E}(\alpha H_i L \Sigma_r L^\top H_i^\top). \quad (32)$$

We compute the geometric sum in (32) using the techniques given in [15]. The following theorem highlights the effects of the tightened threshold on the size of the reachable set.

Theorem 5. *Given that Lemma 3 is satisfied, the volume of the reachable set $\mathcal{R}_{x,t}(\bar{w}, \alpha)$ shrinks with the tightened threshold α_k^* for all $k > 2$. Let $k_1, k_2 \geq 2$ and $k_1 < k_2$. Then, the following inclusion holds $\mathcal{R}_{x,t}(\bar{w}, \alpha_{k_1}^*) \supseteq \mathcal{R}_{x,t}(\bar{w}, \alpha_{k_2}^*)$.*

Proof. Applying the Minkowski sum in (32) with $k_1, k_2 \geq 2$ and $k_1 < k_2$ along with $\alpha_{k_1}^* > \alpha_{k_2}^*$ due to Lemma 3, it becomes straight forward to infer that volume of $\mathcal{R}_{x,t}(\bar{w}, \alpha_{k_2}^*)$ is less than the volume of $\mathcal{R}_{x,t}(\bar{w}, \alpha_{k_1}^*)$. Finally, inclusion follows from the property of Minkowski sum with $\alpha_{k_1}^* > \alpha_{k_2}^*$. \square

V. NUMERICAL SIMULATION

We consider an empirical system under study with the detector tuned to a false alarm rate $\mathcal{A} = 0.05$ (5%). We demonstrate here two simulation results when the uncertainties are: zero-mean 1) Gaussian and, 2) (heavy-tailed) student-t with degree of freedom 2 normalized to have the same covariance. For

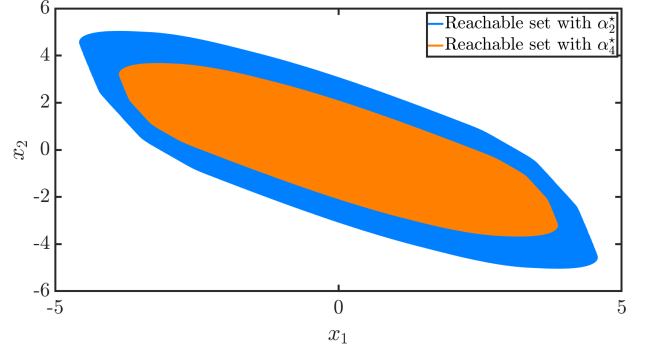


Fig. 2. **Gaussian Uncertainty:** The reachable sets associated with the detector thresholds α_4^*, α_2^* are shown in orange and blue colors respectively. It is evident from the size of the reachable set that given a desired false alarm rate \mathcal{A} , the knowledge of higher-order moments results in a tightened detector threshold and thereby restricting the attacker's ability to launch a larger attack.

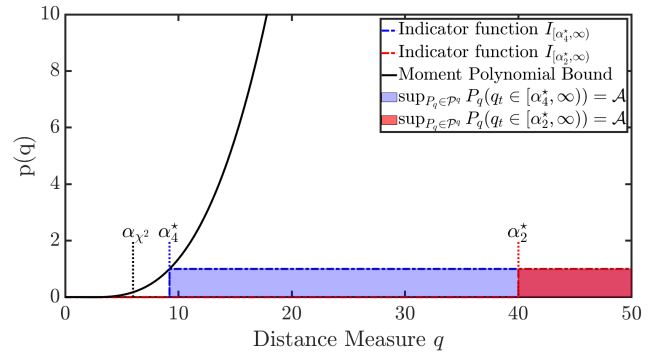


Fig. 3. **Gaussian Uncertainty:** The moment based polynomial in black that bounds the indicator function $\mathbb{I}_{[\alpha_4^*, \infty)}$ in blue and the indicator function $\mathbb{I}_{[\alpha_2^*, \infty)}$ in red are shown here. When all moments, M_q^k of q_t are known, ($k \rightarrow \infty$), the threshold $\alpha_k^* \leq \alpha_2^*$ and further $\alpha_k^* \rightarrow \alpha_{\chi^2}$ as in (16).

each case, we compare the size of the reachable set boundary computed using (32) for thresholds α_4^*, α_2^* . In both the cases, we assume that the modeler is unaware of the functional form of the uncertainties and has to arrive at a detector threshold satisfying the desired false alarm rate. The SDP in (23) was solved using SOSToolbox in Matlab with SeDuMi solver.

$$A = \begin{bmatrix} 0.84 & 0.23 \\ -0.47 & 0.12 \end{bmatrix}, B = \begin{bmatrix} 0.07 & -0.32 \\ 0.23 & 0.58 \end{bmatrix}, C = \begin{bmatrix} 1 & 0 \\ 2 & 1 \end{bmatrix}$$

$$K = \begin{bmatrix} 1.404 & -1.402 \\ 1.842 & 1.008 \end{bmatrix}, L = \begin{bmatrix} 0.0276 & 0.0448 \\ -0.01998 & -0.0290 \end{bmatrix},$$

$$\Sigma_v = 6I_p, \Sigma_w = \begin{bmatrix} 0.0225 & -0.0055 \\ -0.0055 & 0.0100 \end{bmatrix}.$$

When the noises w_t and v_t are truly Gaussian, it is evident from Fig. 2 that the reachable set corresponding to knowledge of two moments with threshold α_2^* is conservative and ensures that the false alarm does not exceed 5%. However, this conservatism also provides the attacker with the ability to launch a larger attack. However, with the knowledge of 4 moments, the detector threshold $\alpha_4^* = 9.21$ is tightened with $\alpha_4^* < \alpha_2^*$ as shown in Fig. 3 and further limits the attacker's ability to launch a larger attack depicted through the reachable set corresponding to the threshold α_4^* as

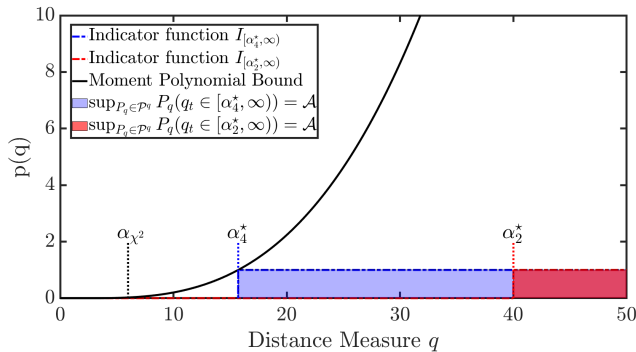


Fig. 4. **Heavy Tailed Uncertainty:** The moment based polynomial in black that bounds the indicator function $\mathbb{I}_{[\alpha_4^*, \infty)}$ in blue and the indicator function $\mathbb{I}_{[\alpha_2^*, \infty)}$ in red are shown here. It is clearly evident that given a desired false alarm rate $\mathcal{A} = 5\%$, the knowledge of higher-order moments results in a tightened detector threshold with $\alpha_4^* \leq \alpha_2^*$.

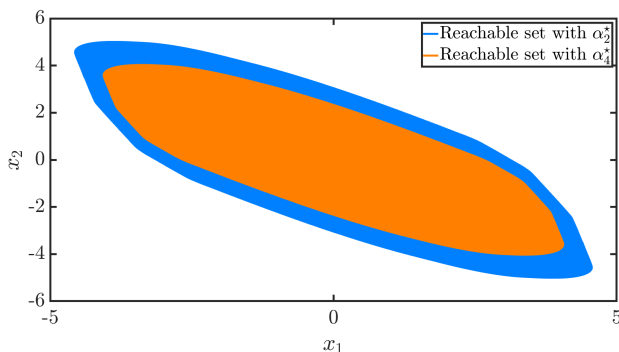


Fig. 5. **Heavy Tailed Uncertainty:** The boundary of the reachable sets associated with the detector thresholds α_4^* , α_2^* are shown in orange and blue colors respectively. It is evident from the size of the reachable sets that given a desired false alarm rate \mathcal{A} , the knowledge of higher-order moments results in a tightened detector threshold and thereby restricting the attacker’s ability to launch a larger attack.

shown in Fig. 2. Additionally, when all moments of q_t are known (equivalently inferring that the q_t falls according to chi-squared distribution), that is, as $k \rightarrow \infty$ we infer that $\alpha_k^* \rightarrow \alpha_{\chi^2}$, where α_{χ^2} is given by (16). Further, the false alarm rate corresponding to the threshold α_{χ^2} was 5% as expected and with the threshold α_4^* , it dropped to 1%.

When the noises w_t and v_t are heavy tailed, similar observations for reachable sets with thresholds α_4^* , α_2^* were made. Further, the tightened threshold α_4^* with heavy-tailed uncertainties was higher than the one obtained with gaussian uncertainty. If the modeler traditionally assumed gaussian uncertainties in this case with threshold $\alpha_{\chi^2} = 5.99$, the resulting false alarm rate was 10.1% whereas with the threshold $\alpha_4^* = 15.71$, the false alarm rate was 1.1%, which is less than the desired 5%. Thus, no matter what distribution governs the system uncertainties, a tightened detector threshold obtained using the knowledge of higher-order moments as shown in Figs. 4 and 5, restricts the attacker’s potential impact.

VI. CONCLUSION & FUTURE OUTLOOK

We have proposed a data-driven distributionally robust approach to tune anomaly detectors by considering the fixed first k moments of the residual data. We found a detector threshold which guaranteed that the false alarm rate did not exceed a desired value using a semidefinite program. We have demonstrated with a numerical example emphasizing the effectiveness of our proposed approach. Further, our approach using higher-order moments restricted the attacker’s potential impact. Future work will seek to secure nonlinear cyberphysical systems with distributionally robust unscented kalman filter based state estimation.

REFERENCES

- [1] C. Murguia and J. Ruths, “On model-based detectors for linear time-invariant stochastic systems under sensor attacks,” *IET Control Theory & Applications*, vol. 13, no. 8, pp. 1051–1061, 2019.
- [2] D. Umsonst and H. Sandberg, “Anomaly detector metrics for sensor data attacks in control systems,” in *2018 Annual American Control Conference (ACC)*. IEEE, 2018, pp. 153–158.
- [3] V. Renganathan, N. Hashemi, J. Ruths, and T. H. Summers, “Distributionally robust tuning of anomaly detectors in cyber-physical systems with stealthy attacks,” in *2020 American Control Conference (ACC)*. IEEE, 2020, pp. 1247–1252.
- [4] D. Li and S. Martínez, “High-confidence attack detection via wasserstein-metric computations,” *IEEE Control Systems Letters*, vol. 5, no. 2, pp. 379–384, 2021.
- [5] K. Zetter, *Countdown to Zero Day: Stuxnet and the launch of the world’s first digital weapon*. Broadway books, 2014.
- [6] A. Cherepanov, “Win32/industrial, a new threat for industrial control systems,” *White Paper. ESET*, 2017.
- [7] W. Wiesemann, D. Kuhn, and M. Sim, “Distributionally robust convex optimization,” *Operations Research*, vol. 62, no. 6, pp. 1358–1376, 2014.
- [8] J. Goh and M. Sim, “Distributionally robust optimization and its tractable approximations,” *Operations research*, vol. 58, no. 4-part-1, pp. 902–917, 2010.
- [9] P. M. Esfahani and D. Kuhn, “Data-driven distributionally robust optimization using the wasserstein metric: Performance guarantees and tractable reformulations,” *Mathematical Programming*, vol. 171, no. 1-2, pp. 115–166, 2018.
- [10] N. Hashemi, C. Murguia, and J. Ruths, “A comparison of stealthy sensor attacks on control systems,” in *2018 Annual American Control Conference (ACC)*, June 2018, pp. 973–979.
- [11] D. Bertsimas and I. Popescu, “Optimal inequalities in probability theory: A convex optimization approach,” *SIAM Journal on Optimization*, vol. 15, no. 3, pp. 780–804, 2005.
- [12] J. Shawe-Taylor and N. Cristianini, “Estimating the moments of a random vector with applications,” in *19th Colloque sur le traitement du signal et des images, FRA, 2003*. GRETSI, Groupe d’Etudes du Traitement du Signal et des Images, 2003.
- [13] L. Vandenberghe, S. Boyd, and K. Comanor, “Generalized chebyshev bounds via semidefinite programming,” *SIAM review*, vol. 49, no. 1, pp. 52–64, 2007.
- [14] X. Chen, “A New Generalization of Chebyshev Inequality for Random Vectors,” *arXiv e-prints*, Jul. 2007.
- [15] N. Hashemi and J. Ruths, “Co-design for security and performance: Geometric tools,” 2020.