

Quadratic Metric Elicitation for Fairness and Beyond

Gaurush Hiranandani
UIUC
gaurush2@illinois.edu

Jatin Mathur
UIUC
jatinm2@illinois.edu

Harikrishna Narasimhan
Google Research
hnrarasimhan@google.com

Oluwasanmi Koyejo
UIUC & Google Research Accra
sanmi@illinois.edu

October 12, 2021

Abstract

Metric elicitation is a recent framework for eliciting performance metrics that best reflect implicit user preferences based on the application and context. However, available elicitation strategies have been limited to linear (or quasi-linear) functions of predictive rates, which can be practically restrictive for many domains including fairness. This paper develops a strategy for eliciting more flexible multiclass metrics defined by quadratic functions of rates, designed to reflect human preferences better. We show its application in eliciting quadratic violation-based group-fair metrics. Our strategy requires only relative preference feedback, and that too of near-optimal amount, and is robust to feedback noise. We further extend this strategy to eliciting polynomial metrics – thus broadening the use cases for metric elicitation.

1 Introduction

Given a classification task, which performance metric should the classifier optimize? This question is often faced by practitioners while developing machine learning solutions. For example, consider cancer diagnosis where a doctor applies a cost-sensitive predictive model to classify patients into cancer categories[61]. Although it is clear that the chosen costs directly determine the model decisions and dictate patient outcomes, it is not clear how to quantify the expert’s intuition into precise quantitative cost trade-offs, i.e., the performance metric. Indeed this is also true for a variety of other domains including *fair machine learning* where picking the right metric is a critical challenge [11, 63].

Hiranandani et al. [18, 19] addressed this issue by formalizing the framework of *Metric Elicitation (ME)*, whose goal is to estimate a performance metric using preference feedback from a user. The motivation is that by employing metrics that reflect a user’s innate trade-offs given the task, context, and population at hand, one can learn models that best capture the user

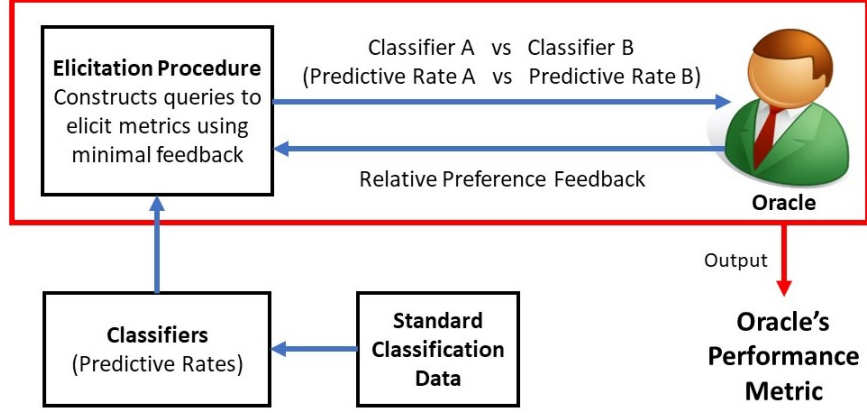


Figure 1: Metric Elicitation [18].

preferences [18]. As humans are often inaccurate in providing absolute quality feedback [48], Hiranandani et al. [18] propose to use pairwise comparison queries, where the user (oracle) is asked to compare two classifiers and provide a relative preference. Using such pairwise comparison queries, ME aims to recover the oracle’s metric. Figure 1 (reproduced from Hiranandani et al. [18]) depicts the ME framework.

However, existing ME strategies only handle linear or quasi-linear function of predictive rates, which can be restrictive for many applications where the metrics are complex and non-linear. For example, in *fair machine learning*, classifiers are often judged by measuring discrepancies between predictive rates for different protected groups [17]. Similar discrepancy-based measures are also used in *distribution matching* applications [40, 13]. A common measure of discrepancy in such applications is the squared difference, which is a quadratic metric that cannot be handled by existing approaches. Similar quadratic metrics also find use in class-imbalanced learning [16, 40] (see Section 2.3 for examples). Motivated by these examples, in this paper, we propose strategies for eliciting metrics defined by *quadratic* functions of rates, that encompass linear metrics as special cases. We further extend our approach to elicit polynomial metrics, a universal family of functions [57], allowing one to better capture real-world human preferences.

Our high-level idea is to approximate the quadratic metric using multiple linear functions, employ linear ME to estimate the local slopes, and combine the slope estimates to reconstruct the original metric. While natural and elegant, this approach comes with non-trivial challenges. Firstly, we must choose center points for the local-linear approximations, and the chosen points must represent feasible queries. Secondly, because of pairwise queries, we only receive *slopes (directions)* and not magnitudes for the local-linear functions, requiring intricate analysis to reconstruct the original metric and to deal with multiplicative errors that result. Despite the challenges, our method requires a query complexity that is only *linear* in the number of unknown entities, which we show is *near-optimal*. To our knowledge, ours is the first paper to prove such a lower bound for metric elicitation.

Our interest in quadratic metric elicitation is primarily motivated by applications to *fair machine learning* [12, 29]. While several group-based fairness metrics have been proposed to capture bias in automated decision-making, selecting the right metric remains a crucial challenge [63]. Recently, Hiranandani et al. [20] proposed an approach for eliciting group-fair metrics that measure discrepancies using the absolute differences in rates across multiple sensitive groups. Unfortunately, their approach specifically handles metrics that are linear

in the group discrepancies and does not generalize easily to other families of metrics. We extend this setup to allow for more general fairness metrics defined by quadratic functions of group discrepancies and show how our proposed quadratic ME approach can be easily adapted to elicit such metrics. Like Hiranandani et al., we jointly elicit three terms: (i) predictive performance defined by a weighted error metric, (ii) a quadratic fairness violation metric, and (iii) a trade-off between the predictive performance and fairness violation.

Contributions and paper organization. We propose a novel quadratic metric elicitation algorithm for classification problems, which requires only pairwise preference feedback either over classifiers or rates (Section 3). Specific to group-based fairness tasks, we show how to jointly elicit the predictive and fairness metrics, and the trade-off between them (Section 4). The proposed approach is robust under feedback and finite sample noise and requires a near-optimal number of queries for elicitation (Section 5). We empirically validate the proposal for multiple classes and groups on simulated oracles (Section 6). Lastly, we generalize our strategy to elicit higher-order polynomials by recursively applying the procedure to elicit lower-order approximations (Appendix G).

Notation. For $k \in \mathbb{Z}_+$, we denote $[k] = \{1, \dots, k\}$ and use Δ_k to denote the $(k - 1)$ -dimensional simplex. We denote inner products by $\langle \cdot, \cdot \rangle$ and Hadamard products by \odot . For a matrix \mathbf{A} , $\text{off-diag}(\mathbf{A})$ returns a vector of off-diagonal elements of \mathbf{A} . $\|\cdot\|_F$ represents the Frobenius norm, and $\alpha_i \in \mathbb{R}^q$ denotes the i -th standard basis vector, where the i -th coordinate is 1 and others are 0.

2 Background

We consider a k -class classification setting with $X \in \mathcal{X}$ and $Y \in [k]$ denoting the input and output random variables, respectively. We assume access to an n -sized sample $\{(\mathbf{x}, y)_i\}_{i=1}^n$ generated *iid* from a distribution $\mathbb{P}(X, Y)$. We work with randomized classifiers $h : \mathcal{X} \rightarrow \Delta_k$ that for any \mathbf{x} gives a distribution $h(\mathbf{x})$ over the k classes and use $\mathcal{H} = \{h : \mathcal{X} \rightarrow \Delta_k\}$ to denote the set of all classifiers.

Predictive rates: We define the predictive rate matrix for a classifier h by $\mathbf{R}(h, \mathbb{P}) \in \mathbb{R}^{k \times k}$, where the ij -th entry is the fraction of label- i examples for which the randomized classifier h predicts j :

$$R_{ij}(h, \mathbb{P}) := P(h(X) = j | Y = i) \quad \text{for } i, j \in [k], \quad (1)$$

where the probability is over draw of $(X, Y) \sim \mathbb{P}$ and the randomness in h . Notice that each diagonal entry of \mathbf{R} can be written in terms of its off-diagonal elements: $R_{ii}(h, \mathbb{P}) = 1 - \sum_{j=1, j \neq i}^k R_{ij}(h, \mathbb{P})$. Thus, we can represent a rate matrix with its $q := (k^2 - k)$ off-diagonal elements, write it as a vector $\mathbf{r}(h, \mathbb{P}) = \text{off-diag}(\mathbf{R}(h, \mathbb{P}))$, and interchangeably refer to it as the ‘*vector of rates*’.

Metrics: We consider metrics that are defined by a general function $\phi : [0, 1]^q \rightarrow \mathbb{R}$ of rates:

$$\phi(\mathbf{r}(h, \mathbb{P})).$$

This includes the (weighted) error rate $\phi^{\text{err}}(\mathbf{r}(h, \mathbb{P})) = \sum_i a_i r_i(h, \mathbb{P})$, for weights $a_i \in \mathbb{R}_+$, the F-measure, and many more metrics [56]. Without loss of generality (w.l.o.g.), we treat

metrics as costs. Since the metric’s scale does not affect the learning problem [41], we allow $\phi : [0, 1]^q \rightarrow [-1, 1]$.

Feasible rates: We will restrict our attention to only those rates that are feasible, i.e., can be achieved by some classifier. The set of all feasible rates is given by:

$$\mathcal{R} = \{\mathbf{r}(h, \mathbb{P}) : h \in \mathcal{H}\}.$$

For simplicity, we will suppress the dependence on \mathbb{P} and h if it is clear from the context.

2.1 Metric Elicitation: Problem Setup

We now describe the problem of *Metric Elicitation*, which follows from Hiranandani et al. [19]. There’s an *unknown* metric ϕ , and we seek to elicit its form by posing queries to an *oracle* asking which of two classifiers is more preferred by it. The oracle has access to the metric ϕ and provides answers by comparing its value on the two classifiers.

Definition 1 (Oracle Query). *Given two classifiers h_1, h_2 (equiv. to rates $\mathbf{r}_1, \mathbf{r}_2$ respectively), a query to the Oracle (with metric ϕ) is represented by:*

$$\Gamma(h_1, h_2; \phi) = \Omega(\mathbf{r}_1, \mathbf{r}_2; \phi) = \mathbb{1}[\phi(\mathbf{r}_1) > \phi(\mathbf{r}_2)], \quad (2)$$

where $\Gamma : \mathcal{H} \times \mathcal{H} \rightarrow \{0, 1\}$ and $\Omega : \mathcal{R} \times \mathcal{R} \rightarrow \{0, 1\}$. The query asks whether h_1 is preferred to h_2 (equiv. if \mathbf{r}_1 is preferred to \mathbf{r}_2), as measured by ϕ .

In practice, the oracle can be an expert, a group of experts, or an entire user population. The ME framework can be applied by posing classifier comparisons directly via interpretable learning techniques [50] or via A/B testing [58]. For example, in an internet-based application one may perform the A/B test by deploying two classifiers A and B with two different sub-populations of users and use their level of engagement to decide the preference over the two classifiers. For other applications, one may present visualizations of rates of the two classifiers (e.g., [3, 54]), and have the user provide the preference. Moreover, since the metrics we consider are functions of only the predictive rates, queries comparing classifiers are the same as queries on the associated rates. So for convenience, we will have our algorithms pose queries comparing two (feasible) rates. Indeed given a feasible rate, one can efficiently find the associated classifier (see Appendix B.1 for details). We next formally state the ME problem.

Definition 2 (Metric Elicitation with Pairwise Queries (given $\{(\mathbf{x}, y)_i\}_{i=1}^n$) [18, 19]). *Suppose that the oracle’s (unknown) performance metric is ϕ . Using oracle queries of the form $\Omega(\hat{\mathbf{r}}_1, \hat{\mathbf{r}}_2; \phi)$, where $\hat{\mathbf{r}}_1, \hat{\mathbf{r}}_2$ are the estimated rates from samples, recover a metric $\hat{\phi}$ such that $\|\phi - \hat{\phi}\| < \kappa$ under a suitable norm $\|\cdot\|$ for sufficiently small error tolerance $\kappa > 0$.*

The performance of ME is evaluated both by the query complexity and the quality of the elicited metric [18, 19]. As is standard in the decision theory literature [30], we present our ME approach by first assuming access to population quantities such as the population rates $\mathbf{r}(h, \mathbb{P})$, then examine estimation error from finite samples, i.e., with empirical rates $\hat{\mathbf{r}}(h, \{(\mathbf{x}, y)_i\}_{i=1}^n)$.

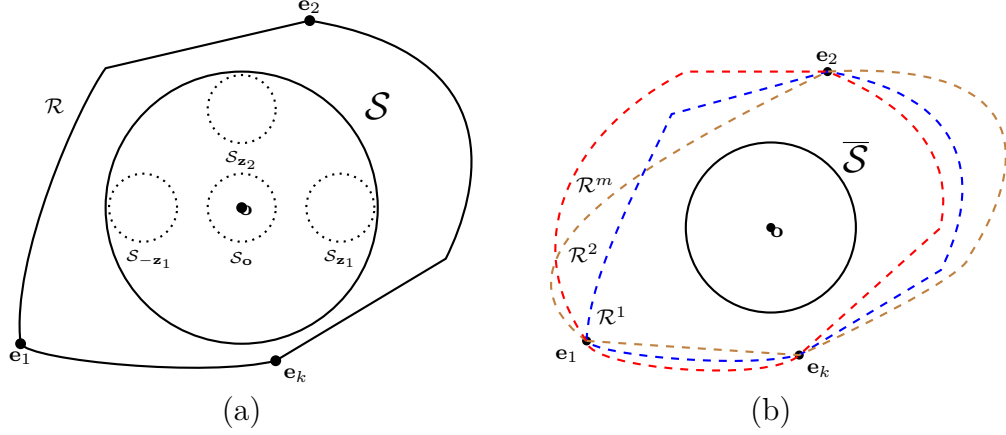


Figure 2: (a) Geometry of set of predictive rates \mathcal{R} : A convex set enclosing a sphere \mathcal{S} with trivial rates $\mathbf{e}_i \forall i \in [k]$ as vertices; (b) Geometry of the product set of group rates $\mathcal{R}^1 \times \dots \times \mathcal{R}^m$ (best seen in color) [20]; $\mathcal{R}^u \forall u \in [m]$ are convex sets with common vertices $\mathbf{e}_i \forall i \in [k]$ and enclose a sphere $\bar{\mathcal{S}} \subset \mathcal{R}^1 \cap \dots \cap \mathcal{R}^m$.

2.2 Linear Metric Elicitation

As a warm up, we overview the Linear Performance Metric Elicitation (LPME) procedure of [19], which we will use as a subroutine. Here we assume that the oracle's metric is a linear function of rates $\phi^{\text{lin}}(\mathbf{r}) := \langle \mathbf{a}, \mathbf{r} \rangle$, for some unknown costs $\mathbf{a} \in \mathbf{R}^q$. In other words, given two rates \mathbf{r}_1 and \mathbf{r}_2 , the oracle returns $\mathbb{1}[\langle \mathbf{a}, \mathbf{r}_1 \rangle > \langle \mathbf{a}, \mathbf{r}_2 \rangle]$. Since the metrics are scale invariant [41], w.l.o.g., one may assume $\|\mathbf{a}\|_2 = 1$. The goal is to elicit (the slope of) \mathbf{a} using pairwise comparisons over rates.

When the number of classes $k = 2$, the coefficients \mathbf{a} can be elicited using a one-dimensional binary search. When $k > 2$, one can apply a coordinate-wise procedure, performing a binary search in one coordinate, while keeping the others fixed. The efficacy of this procedure, however, hinges on the geometry of the set of rates \mathcal{R} , which we discuss below. We first make a mild assumption ensuring that there is some signal for non-trivial classification [19].

Assumption 1. *The conditional-class distributions are distinct, i.e., $P(Y = i|X) \neq P(Y = j|X) \forall i \neq j$.*

Let $\mathbf{e}_i \in \{0, 1\}^q$ denote the rates achieved by a trivial classifier that predicts class i for all inputs.

Proposition 1 (Geometry of \mathcal{R} ; Figure 2(a)). *The set of rates $\mathcal{R} \subseteq [0, 1]^q$ is convex, has vertices $\{\mathbf{e}_i\}_{i=1}^k$, and contains the rate profile $\mathbf{o} = \frac{1}{k} \sum_{i=1}^k \mathbf{e}_i$ in the interior. Moreover, \mathbf{o} is achieved by the uniform random classifier which for any input predicts each class with equal probability.*

Remark 1 (Existence of sphere \mathcal{S}). *Since \mathcal{R} is convex and contains the point \mathbf{o} in the interior, there exists a sphere $\mathcal{S} \subset \mathcal{R}$ of non-zero radius ρ centered at \mathbf{o} .*

By restricting the coordinate-wise binary search procedure to posing queries from within a sphere, LPME can be equivalently seen as minimizing a strongly-convex function and shown

to converge to a solution $\hat{\mathbf{a}}$ close to \mathbf{a} . Specifically, the LPME procedure takes any sphere $\mathcal{S} \subset \mathcal{R}$, binary-search tolerance ϵ , and the oracle Ω (with metric ϕ^{lin}) as input, and by posing $O(q \log(1/\epsilon))$ queries recovers coefficients $\hat{\mathbf{a}}$ with $\|\mathbf{a} - \hat{\mathbf{a}}\|_2 \leq O(\sqrt{q}\epsilon)$. The details are provided in Appendix A.

Remark 2 (LPME Guarantee). *Given any q -dimensional sphere $\mathcal{S} \subset \mathcal{R}$ and an oracle Ω with metric $\phi^{\text{lin}}(\mathbf{r}) := \langle \mathbf{a}, \mathbf{r} \rangle$, the LPME algorithm (Algorithm 2, Appendix A) provides an estimate $\hat{\mathbf{a}}$ with $\|\hat{\mathbf{a}}\|_2 = 1$ such that the estimated slope is close to the true slope, i.e., $a_i/a_j \approx \hat{a}_i/\hat{a}_j \forall i, j \in [q]$.*

Note that the algorithm is closely tied to the scale invariance condition and thus only estimates the direction (slope) of the coefficient vector \mathbf{a} , and not its magnitude. Also note the algorithm takes as input an *arbitrary* sphere $\mathcal{S} \subset \mathcal{R}$, and restricts its queries to rate vectors within the sphere. In Appendix B.1, we discuss an efficient procedure [19] for identifying a sphere of suitable radius.

2.3 Quadratic Performance Metrics

Equipped with the LPME subroutine, our aim is to elicit metrics that are quadratic functions of rates.

Definition 3 (Quadratic Metric). *For a vector $\mathbf{a} \in \mathbb{R}^q$ and a symmetric matrix $\mathbf{B} \in \mathbb{R}^{q \times q}$ with $\|\mathbf{a}\|_2^2 + \|\mathbf{B}\|_F^2 = 1$ (w.l.o.g. due to scale invariance):*

$$\phi^{\text{quad}}(\mathbf{r}; \mathbf{a}, \mathbf{B}) = \langle \mathbf{a}, \mathbf{r} \rangle + \frac{1}{2} \mathbf{r}^T \mathbf{B} \mathbf{r}. \quad (3)$$

This family trivially includes the linear metrics as well as many modern metrics outlined below:

Example 1 (Class-imbalanced learning). In problems with imbalanced class proportions, it is common to use metrics that emphasize equal performance across all classes. One example is Q-mean [36], which is the quadratic mean of rates: $\phi^{\text{qmean}}(\mathbf{r}) = 1/k \sum_{i=1}^k \left(\sum_{j=1}^{k-1} r_{(i-1)(k-1)+j} \right)^2$.

Example 2 (Distribution matching). In certain applications, one needs the proportion of predictions for each class (i.e., the coverage) to match a target distribution $\boldsymbol{\pi} \in \Delta_k$ [16, 40]. A measure often used for this task is the squared difference between the per-class coverage and the target distribution: $\phi^{\text{cov}}(\mathbf{r}) = \sum_{i=1}^k (\text{cov}_i(\mathbf{r}) - \pi_i)^2$, where $\text{cov}_i(\mathbf{r}) = 1 - \sum_{j=1}^{k-1} r_{(i-1)(k-1)+j} + \sum_{j>i} r_{(j-1)(k-1)+i} + \sum_{j<i} r_{(j-1)(k-1)+i-1}$. Similar metrics can be found in the quantification literature where the target is set to the class prior $\mathbb{P}(Y = i)$ [13, 26]. We capture more general quadratic distance measures for distributions, e.g. $(\text{cov}(\mathbf{r}) - \boldsymbol{\pi})^T \mathbf{Q} (\text{cov}(\mathbf{r}) - \boldsymbol{\pi})$ for a positive semi-definite matrix $\mathbf{Q} \in \text{PSD}_k$ [33].

Example 3 (Fairness violation). A popular criterion for group-based fairness is equalized odds, which requires equal rates across different protected groups [4]. This can be measured by the squared differences between the group rates. With m groups and \mathbf{r}^g denoting the rate vector evaluated on examples from group g , this is given by: $\phi^{\text{EO}}((\mathbf{r}^1, \dots, \mathbf{r}^m)) = \sum_{v>u} \sum_{i=1}^q (r_i^u - r_i^v)^2$. Other quadratic fairness criteria for two classes include equal opportunity

$\phi^{\text{EOpp}}(\mathbf{r}^1, \dots, \mathbf{r}^m) = \sum_{v>u} (r_1^u - r_1^v)^2$ [17], balance for the negative class $\phi^{\text{BN}}(\mathbf{r}^1, \dots, \mathbf{r}^m) = (r_2^u - r_2^v)^2$ [29], error-rate balance $\phi^{\text{EB}}(\mathbf{r}^1, \dots, \mathbf{r}^m) = 0.5 \sum_{v>u} (r_1^u - r_1^v)^2 + (r_2^u - r_2^v)^2$ [8], etc. and their weighted variants. In Section 4, we consider metrics that trade-off between an error term and a quadratic fairness term.

Lastly, we need the following assumption on the metric.

Assumption 2. *The gradient of ϕ at the trivial rate \mathbf{o} is non-zero, i.e., $\nabla \phi^{\text{quad}}(\mathbf{r})|_{\mathbf{r}=\mathbf{o}} = \mathbf{a} + \mathbf{B}\mathbf{o} \neq 0$.*

The non-zero gradient assumption is reasonable for a convex ϕ^{quad} , where it merely implies that the optimal classifier for the metric is not the uniform random classifier.

3 Quadratic Metric Elicitation

We now present our procedure for Quadratic Performance Metric Elicitation (QPME). We assume that the oracle’s unknown metric is quadratic (Definition 3) and seek to estimate its parameters (\mathbf{a}, \mathbf{B}) by posing queries to the oracle. Unlike LPME, a simple binary search based procedure cannot be directly applied to elicit these parameters. Our approach instead approximates the quadratic metric by a linear function at a few select but *feasible* rate vectors and invokes LPME to estimate the local-linear approximations’ slopes. One of the key challenges is to pick a small number of *feasible* rates for performing the local approximations and to reconstruct the original metric *just* from the estimated local slopes.

3.1 Local Linear Approximation

We will find it convenient to work with a shifted version of the quadratic metric, centered at the point \mathbf{o} , the uniform random rate vector (see Proposition 1):

$$\begin{aligned} \phi^{\text{quad}}(\mathbf{r}; \mathbf{a}, \mathbf{B}) &= \langle \mathbf{d}, \mathbf{r} - \mathbf{o} \rangle + \frac{1}{2}(\mathbf{r} - \mathbf{o})^T \mathbf{B}(\mathbf{r} - \mathbf{o}) + c \\ &= \bar{\phi}(\mathbf{r}; \mathbf{d}, \mathbf{B}) + c, \end{aligned} \quad (4)$$

where $\mathbf{d} = \mathbf{a} + \mathbf{B}\mathbf{o}$ and c is a constant independent of \mathbf{r} , and so the oracle can be equivalently seen as responding with the shifted metric $\bar{\phi}(\mathbf{r}; \mathbf{d}, \mathbf{B})$.

Note that, due to the scale invariance condition in Definition 3, the largest singular value of \mathbf{B} is bounded by 1. This is because $\|\mathbf{B}\|_2 \leq \|\mathbf{B}\|_F \leq 1$. Thus the metric ϕ^{quad} is 1-smooth and implies that it is locally linear around a given rate. To this end, let \mathbf{z} be a fixed point in \mathcal{R} , then the metric can be closely approximated by its first-order Taylor expansion in a small neighborhood around \mathbf{z} , for a constant c' as follows:

$$\bar{\phi}(\mathbf{r}; \mathbf{d}, \mathbf{B}) \approx \langle \mathbf{d} + \mathbf{B}(\mathbf{z} - \mathbf{o}), \mathbf{r} \rangle + c'. \quad (5)$$

So if we apply LPME to the metric $\bar{\phi}$ with the queries $(\mathbf{r}_1, \mathbf{r}_2)$ to the oracle restricted to a small ball around \mathbf{z} , the procedure effectively estimates the slope of the vector $\mathbf{d} + \mathbf{B}(\mathbf{z} - \mathbf{o})$ in the above linear function (up to a small approximation error).

We will exploit this idea by applying LPME to small neighborhoods around selected points to elicit the coefficients \mathbf{a} and \mathbf{B} for the original metric in (3). For simplicity, we will assume that the oracle is noise-free and later show robustness to noise and the query complexity guarantees in Section 5.

3.2 Eliciting Metric Coefficients

We outline the main steps of Algorithm 1 below. Please see Appendix C for the full derivation.

Estimate coefficients \mathbf{d} (Line 1). We first wish to estimate the linear portion \mathbf{d} of the metric $\bar{\phi}$ in (4). For this, we apply the LPME subroutine to a small ball $\mathcal{S}_{\mathbf{o}} \subset \mathcal{S}$ of radius $\varrho < \rho$ around the point \mathbf{o} (Fig. 2(a) illustrates this). Within this ball, the metric $\bar{\phi}$ approximately equals the linear function $\langle \mathbf{d}, \mathbf{r} \rangle + c'$ (see (5)), and so the LPME gives us an estimate of the slope of \mathbf{d} . From Remark 2, the estimates $\mathbf{f}_0 = (f_{10}, \dots, f_{q0})$ approximately satisfy the following $(q-1)$ equations:

$$\frac{d_i}{d_1} = \frac{f_{i0}}{f_{10}} \quad \forall i \in \{2, \dots, q\}. \quad (6)$$

Estimate coefficients \mathbf{B} (Lines 2–4). Next, we wish to estimate each column of the matrix \mathbf{B} of the metric $\bar{\phi}$ in (4). For this, we apply LPME to small neighborhoods around points in the direction of standard basis vectors $\boldsymbol{\alpha}_j \in \mathbb{R}^q$, $j = 1, \dots, q$. Note that within a small ball around $\mathbf{o} + \boldsymbol{\alpha}_j$, the metric $\bar{\phi}$ is approximately the linear function $\langle \mathbf{d} + \mathbf{B}_{:,j}, \mathbf{r} \rangle + c'$, and so the LPME procedure when applied to this region will give us an estimate of the slope of $\mathbf{d} + \mathbf{B}_{:,j}$. However, to ensure that the center point we choose is a feasible rate, we will have to re-scale the standard basis, and apply the subroutine to balls $\mathcal{S}_{\mathbf{z}_j}$ of radius $\varrho < \rho$ centered at $\mathbf{z}_j = \mathbf{o} + (\rho - \varrho)\boldsymbol{\alpha}_j$. See Figure 2(a) for the visual intuition. The returned estimates $\mathbf{f}_j = (f_{1j}, \dots, f_{qj})$ approximately satisfy:

$$\frac{d_i + (\rho - \varrho)B_{ij}}{d_1 + (\rho - \varrho)B_{1j}} = \frac{f_{ij}}{f_{1j}} \quad \forall i \in \{2, \dots, q\}, j \leq i. \quad (7)$$

Since the matrix \mathbf{B} is symmetric, so far we have $q(q+1)/2$ equations. Now note that since we are only eliciting slopes using LPME, we always lose out on one degree of freedom. Hence, there are q more unknown entities, and to estimate them we need $q-1$ more equations beside the one normalization condition. For this, we apply LPME to a sphere $\mathcal{S}_{-\mathbf{z}_1}$ of radius ϱ around rate $-\mathbf{z}_1$ as shown in Figure 2(a). The returned slopes $\mathbf{f}_1^- = (f_{11}^-, \dots, f_{q1}^-)$ approximately satisfy:

$$\frac{d_2 - (\rho - \varrho)B_{21}}{d_1 - (\rho - \varrho)B_{11}} = \frac{f_{21}^-}{f_{11}^-}. \quad (8)$$

Putting it together (Line 5). By combining (6), (7) and (8), and denoting $F_{i,j,l} = f_{il}/f_{jl}$ and $F_{i,j,l}^- = f_{il}^-/f_{jl}^-$, we express each entry of \mathbf{B} in terms of d_1 :

$$\begin{aligned} B_{ij} = & \left(F_{i,1,j}(1 + F_{j,1,1}) - F_{i,1,j}F_{j,1,0}d_1 - F_{i,1,0} \right. \\ & \left. + F_{i,1,j} \frac{F_{2,1,1}^- + F_{2,1,1} - 2F_{2,1,0}}{F_{2,1,1}^- - F_{2,1,1}} \right) d_1. \end{aligned} \quad (9)$$

Algorithm 1: QPM Elicitation
Input: \mathcal{S} , Search tolerance $\epsilon > 0$, Oracle Ω with metric $\bar{\phi}$
1: $\mathbf{f}_0 \leftarrow \text{LPME}(\mathcal{S}_o, \epsilon, \Omega)$ with $\mathcal{S}_o \subset \mathcal{S}$ and obtain (6)
2: **For** $j \in \{1, 2, \dots, q\}$ **do**
3: $\mathbf{f}_j \leftarrow \text{LPME}(\mathcal{S}_{z_j}, \epsilon, \Omega)$ with $\mathcal{S}_{z_j} \subset \mathcal{S}$ and obtain (7)
4: $\mathbf{f}_1^- \leftarrow \text{LPME}(\mathcal{S}_{-z_1}, \epsilon, \Omega)$ with $\mathcal{S}_{-z_1} \subset \mathcal{S}$ and obtain (8)
5: $\hat{\mathbf{a}}, \hat{\mathbf{B}} \leftarrow$ normalized solution derived from (9)
Output: $\hat{\mathbf{a}}, \hat{\mathbf{B}}$

Using $\mathbf{d} = \mathbf{a} + \mathbf{B}\mathbf{o}$ and the fact that the coefficients are normalized, i.e., $\|\mathbf{a}\|_2^2 + \|\mathbf{B}\|_F^2 = 1$, we can obtain estimates for \mathbf{B} and \mathbf{a} independent of d_1 . Note that the derivation so far assumes $d_1 \neq 0$. This is based on Assumption 2 that at least one coordinate of \mathbf{d} is non-zero, which w.l.o.g. we take to be d_1 . In practice, we can identify a non-zero coordinate using q trivial queries of the form $(\varrho\alpha_i + \mathbf{o}, \mathbf{o}), \forall i \in [q]$.

Here, we emphasize on a key difference with Hiranandani et al. [18, 19] which is that they rely on a boundary point characterization that does not hold for general nonlinear metrics. Instead, we use structural properties of the metric to estimate local-linear approximations. As we discussed in Section 1, while this may seem a natural idea, the QPME procedure tackles three key challenges: (a) works with only *slopes* for the local-linear functions, (b) ensures that the center points for approximations are feasible, and (c) handles the multiplicative errors in the slopes (see Section 5).

4 Eliciting Quadratic Fairness Metrics

We now discuss quadratic metric elicitation for *algorithmic fairness*. We consider the setup of Hiranandani et al. [20], where the goal is to elicit a metric that trades-off between predictive performance and fairness violation [24, 8, 37]. However, unlike Hiranandani et al. [20], we handle general quadratic fairness violations and show how QPME can be easily employed to elicit group-fair metrics.

4.1 Fairness Preliminaries

We consider a k -class problem comprising m groups and use $g \in [m]$ to denote the group membership. The groups are assumed to be disjoint, fixed, and known apriori [2]. We have access to a dataset $\{(\mathbf{x}, g, y)_i\}_{i=1}^n$ of size n , generated *iid* from a distribution $\mathbb{P}(X, G, Y)$. In this setting, we will work with a separate (randomized) classifiers $h^g : \mathcal{X} \rightarrow \Delta_k$ for each group g , and use $\mathcal{H}^g = \{h^g : \mathcal{X} \rightarrow \Delta_k\}$ to denote the set of all classifiers for g . Let $t_i^g = \mathbb{P}(G = g | Y = i)$ denote the prevalence of group g within class i .

Group predictive rates: Similar to (1), we denote the group-conditional rate matrix for h^g by $\mathbf{R}^g(h^g, \mathbb{P}) \in \mathbb{R}^{k \times k}$, where the ij -th entry is additionally conditioned on group g :

$$R_{ij}^g(h^g, \mathbb{P}) := \mathbb{P}(h^g = j | Y = i, G = g) \forall i, j \in [k]. \quad (10)$$

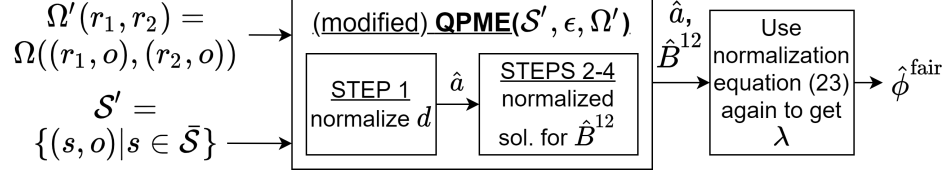


Figure 3: Eliciting Fair Quadratic Metrics for two groups. We formulate a q -dimensional elicitation problem and use a variant of QPME (Algorithm 1).

Analogous to the general setup, we denote the group rates by vectors

$$\mathbf{r}^g(h^g, \mathbb{P}) = \text{off-diag}(\mathbf{R}^g(h^g, \mathbb{P})),$$

and the set of feasible rates for group g by $\mathcal{R}^g = \{\mathbf{r}^g(h^g, \mathbb{P}) : h^g \in \mathcal{H}^g\}$.

Rates for overall classifier: We construct the overall classifier $h : (\mathcal{X}, [m]) \rightarrow \Delta_k$ by predicting with classifier h^g for group g , i.e. $h(\mathbf{x}, g) := h^g(\mathbf{x})$. We will be interested in both the predictive performance of the overall classifier and its fairness violation. For the former, we will measure the overall rate matrix for h in (1), which can also be written as:

$$R_{ij} := \mathbb{P}(h = j | Y = i) = \sum_{g=1}^m t_i^g R_{ij}^g. \quad (11)$$

For the latter, we will need the m group-specific rates, represented together as a tuple:

$$\mathbf{r}^{1:m} := (\mathbf{r}^1, \dots, \mathbf{r}^m) \in \mathcal{R}^1 \times \dots \times \mathcal{R}^m =: \mathcal{R}^{1:m}.$$

Lastly, the overall rates in (11) can be flattened into $\mathbf{r} \in [0, 1]^q$, and expressed in terms of the group-specific rates: $\mathbf{r} = \sum_{g=1}^m \boldsymbol{\tau}^g \odot \mathbf{r}^g$, where $\boldsymbol{\tau}^g := \text{off-diag}([\mathbf{t}^g \mathbf{t}^g \dots \mathbf{t}^g])$.

4.2 Fair (Quadratic) Metric Elicitation

We seek to elicit a metric that trades-off between predictive performance (a linear function of overall rates \mathbf{r}) and fairness violation (a quadratic function of group rates $\mathbf{r}^{1:m}$).

Definition 4. (Fair (Quadratic) Performance Metric) *For misclassification costs $\mathbf{a} \in \mathbb{R}^q$, $\mathbf{a} \geq 0$, fairness violation costs $\mathbb{B} = \{\mathbf{B}^{uv} \in \text{PSD}_q\}_{u,v=1, v>u}^m$, and a trade-off parameter $\lambda \in [0, 1]$, we define:*

$$\phi^{\text{fair}}(\mathbf{r}^{1:m}; \mathbf{a}, \mathbb{B}, \lambda) := (1 - \lambda) \langle \mathbf{a}, \mathbf{r} \rangle + \lambda \frac{1}{2} \left(\sum_{v>u} (\mathbf{r}^u - \mathbf{r}^v)^T \mathbf{B}^{uv} (\mathbf{r}^u - \mathbf{r}^v) \right), \quad (12)$$

where w.l.o.g. the parameters \mathbf{a} and \mathbf{B}^{uv} 's are normalized: $\|\mathbf{a}\|_2 = 1$, $\frac{1}{2} \sum_{v>u} \|\mathbf{B}^{uv}\|_F = 1$.

The coefficients $\mathbf{a}, \mathbf{B}^{uv}$'s are separately normalized so that the predictive performance and fairness violation are in the same scale, and we can additionally elicit the trade-off parameter λ . Analogous to Definitions 1–2, we define the problem of *Fair Quadratic Metric Elicitation* as follows: given access to pairwise oracle queries of the form $\Omega(\hat{\mathbf{r}}_1^{1:m}, \hat{\mathbf{r}}_2^{1:m})$, recover a metric $\hat{\phi}^{\text{fair}} = (\hat{\mathbf{a}}, \hat{\mathbb{B}}, \hat{\lambda})$ such that $\|\hat{\phi}^{\text{fair}} - \phi^{\text{fair}}\| < \kappa$ under a suitable norm $\|\cdot\|$ for small $\kappa > 0$.

Similar to Section 2.2, we study the space of feasible rates $\mathcal{R}^{1:m}$ under the following mild assumption.

Assumption 3. For each group $g \in [m]$, the conditional-class distributions $P(Y = j|X, G = g)$, $j \in [k]$, are distinct, i.e. there is some signal for non-trivial classification for each group [20].

Proposition 2 (Geometry of $\mathcal{R}^{1:m}$; Figure 2(b)). For each group g , a classifier that predicts class i on all inputs results in the same rate vector \mathbf{e}_i . The rate space \mathcal{R}^g for each group g is convex and so is the intersection $\mathcal{R}^1 \cap \dots \cap \mathcal{R}^m$, which also contains the rate profile $\mathbf{o} = \frac{1}{k} \sum_{i=1}^k \mathbf{e}_i$ (achieved by the uniform random classifier) in the interior.

Remark 3 (Existence of sphere $\bar{\mathcal{S}}$ in $\mathcal{R}^1 \cap \dots \cap \mathcal{R}^m$). There exists a sphere $\bar{\mathcal{S}} \subset \mathcal{R}^1 \cap \dots \cap \mathcal{R}^m$ of radius ρ centered at \mathbf{o} . Thus, a rate $\mathbf{s} \in \bar{\mathcal{S}}$ is feasible for each of the m groups, i.e. \mathbf{s} is achievable by some classifier h^g for each group $g \in [m]$.

Because we allow separate classifier for each group, the above remark implies that any rate $\mathbf{r}^{1:m} = (\mathbf{s}^1, \dots, \mathbf{s}^m)$ for arbitrary points $\mathbf{s}^1, \dots, \mathbf{s}^m \in \bar{\mathcal{S}}$ is achievable for some choice of group-specific classifiers h^1, \dots, h^m . This observation will be useful in the elicitation algorithm we describe next.

4.3 Eliciting Metric Parameters $(\mathbf{a}, \mathbb{B}, \lambda)$

We present a strategy for eliciting fair metrics by adapting the QPME algorithm. For simplicity, we focus on the $m = 2$ case and extend our approach for $m > 2$ in Appendix D.

Observe that for a rate profile $\mathbf{r}^{1:2} = (\mathbf{s}, \mathbf{o})$, where the first group is assigned an arbitrary point in $\bar{\mathcal{S}}$ and the second group is assigned the uniform random classifier's rate \mathbf{o} , the fair metric (12) becomes:

$$\begin{aligned} \phi^{\text{fair}}((\mathbf{s}, \mathbf{o}); \mathbf{a}, \mathbf{B}^{12}, \lambda) &:= (1 - \lambda) \langle \mathbf{a}, \boldsymbol{\tau}^1 \odot \mathbf{s} + \boldsymbol{\tau}^2 \odot \mathbf{o} \rangle + \frac{\lambda}{2} (\mathbf{s} - \mathbf{o})^T \mathbf{B}^{12} (\mathbf{s} - \mathbf{o}) \\ &:= \langle \mathbf{d}, \mathbf{s} - \mathbf{o} \rangle + \frac{1}{2} (\mathbf{s} - \mathbf{o})^T \mathbf{B} (\mathbf{s} - \mathbf{o}) \\ &:= \bar{\phi}(\mathbf{s}; \mathbf{d}, \mathbf{B}), \end{aligned} \tag{13}$$

where $\mathbf{d} = (1 - \lambda) \boldsymbol{\tau}^1 \odot \mathbf{a}$ and $\mathbf{B} = \lambda \mathbf{B}^{12}$, and we use $\boldsymbol{\tau}^1 + \boldsymbol{\tau}^2 = \mathbf{1}$ (the vector of ones) for the second step. The metric $\bar{\phi}$ above is a particular instance of the quadratic metric in (4). We can thus apply a slight variant of the QPME procedure in Algorithm 1 to solve the quadratic metric elicitation problem over the sphere $\mathcal{S}' = \{(\mathbf{s}, \mathbf{o}) \mid \mathbf{s} \in \bar{\mathcal{S}}\}$ with the modified oracle $\Omega'(\mathbf{r}_1, \mathbf{r}_2) = \Omega((\mathbf{r}_1, \mathbf{o}), (\mathbf{r}_2, \mathbf{o}))$.

The only change needed for the algorithm is in line 5, where we need to account for the changed relationship between \mathbf{d} and \mathbf{a} and need to separately (not jointly) normalize the linear and quadratic coefficients. With this change, the output of the algorithm directly gives us the required estimates. Specifically, from step 1 of Algorithm 1 and (6), we have $\hat{d}_i = (1 - \lambda) \tau_i^1 \hat{a}_i$. By normalizing \mathbf{d} , we get $\hat{\mathbf{a}} = \frac{\mathbf{d}}{\|\mathbf{d}\|}$ for the linear coefficients. Similarly, steps 2-4 of Algorithm 1 and (9) allow us to express $\hat{B}_{ij} = \lambda \hat{B}_{ij}^{12}$ in terms of \hat{a}_1 ; by normalizing we directly get estimates $\hat{\mathbf{B}}^{12} = \hat{\mathbf{B}} / \|\hat{\mathbf{B}}\|_F$ for the quadratic coefficients.

Finally, because the linear and quadratic coefficients are separately normalized, the estimates $\hat{\mathbf{a}}, \hat{\mathbf{B}}^{12}$ are independent of the trade-off parameter λ . Given estimates \hat{B}_{ij}^{12} and \hat{a}_1 , we can now

additionally estimate the trade-off parameter $\hat{\lambda}$. See Appendix D for details and Figure 3 for an illustration.

5 Guarantees

We discuss guarantees for the QPME procedure (Algorithm 1) under the following practically relevant feedback model. The fair metric elicitation guarantees follow as a consequence.

Definition 5 (Oracle Feedback Noise: $\epsilon_\Omega \geq 0$). *Given rates $\mathbf{r}_1, \mathbf{r}_2$, the oracle responds correctly iff $|\phi^{\text{quad}}(\mathbf{r}_1) - \phi^{\text{quad}}(\mathbf{r}_2)| > \epsilon_\Omega$ and may be incorrect otherwise.*

In words, the oracle may respond incorrectly if the rates are very close in the metric space. Since eliciting the metric involves offline computations of ratios, we make a regularity assumption that ensures that all components are well defined.

Assumption 4. *For the shifted quadratic metric $\bar{\phi}$ in (4), the gradients at the rate profiles \mathbf{o} , $-\mathbf{z}_1$, and $\{\mathbf{z}_1, \dots, \mathbf{z}_q\}$, are non-zero vectors. Additionally, $\rho > \varrho \gg \epsilon_\Omega$.*

Theorem 1. *Given $\epsilon, \epsilon_\Omega \geq 0$, and a 1-Lipschitz metric ϕ^{quad} (Def. 3) parametrized by \mathbf{a}, \mathbf{B} , under Assumptions 1, 2, and 4, after $O\left(q^2 \log \frac{1}{\epsilon}\right)$ queries, Algorithm 1 returns a metric $\hat{\phi}^{\text{quad}} = (\hat{\mathbf{a}}, \hat{\mathbf{B}})$ with $\|\mathbf{a} - \hat{\mathbf{a}}\|_2 \leq O\left(q(\epsilon + \sqrt{1 + \epsilon_\Omega/\varrho})\right)$ and $\|\mathbf{B} - \hat{\mathbf{B}}\|_F \leq O\left(q\sqrt{q}(\epsilon + \sqrt{1 + \epsilon_\Omega/\varrho})\right)$.*

The proof provided in App. F uses the guarantee for LPME *only* as an intermediate step, and substantially builds on it to take into account the smoothness of the non-linear metric, the multiplicative errors in the slopes, and the feedback noise.

Theorem 2. (Lower Bound) *For any $\epsilon > 0$, at least $\Omega(q^2 \log(1/q\sqrt{q}\epsilon))$ pairwise queries are needed to to elicit a quadratic metric ϕ^{quad} (Def. 3) to an error tolerance of $q\sqrt{q}\epsilon$.*

Theorem 1 shows that the QPME procedure is robust to noise and its query complexity depends only *linearly* in the number of unknowns. Theorem 2 shows that our query complexity is optimal (barring the log term) and that the inherent complexity of the problem depends on the *number of unknowns*. So the $\tilde{O}(q^2)$ complexity is merely an artifact of our setup in Definition 3 being very general (with $O(q^2)$ unknowns). Indeed, with added structural assumptions on the metric, our proposal can be modified to considerably reduce the query complexity. For example, if we know that the matrix \mathbf{B} is diagonal, then each LPME subroutine call needs to estimate only one parameter, which can be done with a constant number of queries, requiring a total of only $\tilde{O}(q)$ queries. We also stress that despite eliciting a more complex (non-linear) metric, the query complexity order is same as prior methods for linear elicitation with respect to the number of unknowns [18, 19]. Lastly, since sample estimates of rates are consistent estimators, and the metrics are 1-Lipschitz w.r.t. rates, with high probability, we gather correct oracle feedback from querying with finite sample estimates $\Omega(\hat{\mathbf{r}}_1, \hat{\mathbf{r}}_2)$, as long as we have sufficient samples (see App. B). Other than this, Algorithm 1 is agnostic to finite sample errors as long as the sphere \mathcal{S} is in the space \mathcal{R} .

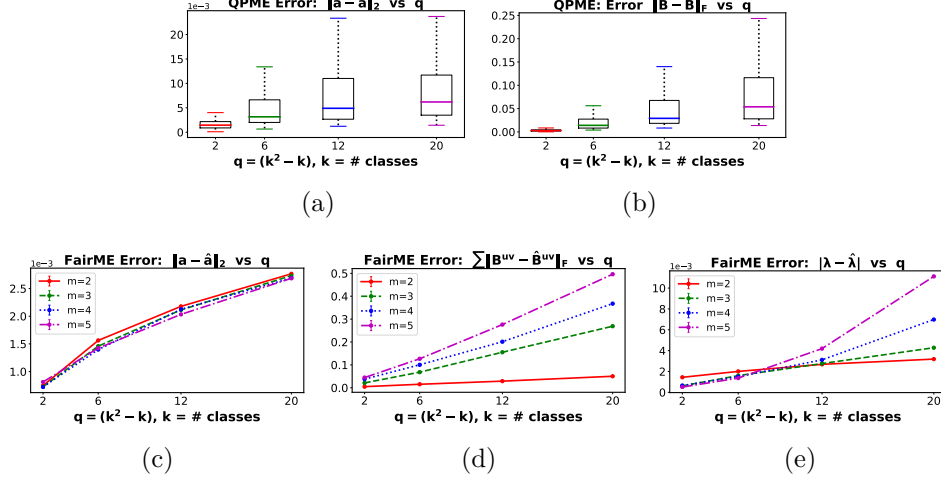


Figure 4: Average elicitation error over 100 metrics as a function of number of coefficients q and groups m for quadratic metrics in Definition 3 (a–b) and fairness metrics in Definition 4 (c–e). See Table 1 in Appendix H for the number of queries needed.

6 Experiments

We evaluate our approach on simulated oracles. Here we present results on a synthetically generated query space and in Appendix H.2 include results on real-world datasets.

Eliciting quadratic metrics. We first apply QPME (Algorithm 1) to elicit quadratic metrics in Definition 3. We assume access to a q -dimensional sphere \mathcal{S} centered at rate \mathbf{o} with radius $\rho = 0.2$, from which we query rate vectors \mathbf{r} . Recall that in practice, Remark 1 guarantees the existence of such a sphere within the feasible region \mathcal{R} . We randomly generate quadratic metrics ϕ^{quad} parametrized by (\mathbf{a}, \mathbf{B}) and repeat the experiment over 100 trials for varying numbers of classes $k \in \{2, 3, 4, 5\}$ (equiv. $q \in \{2, 6, 12, 20\}$). We run the QPME procedure with tolerance $\epsilon = 10^{-2}$. In Figures 4(a)–4(b), we show box plots of the ℓ_2 (Frobenius) norm between the true and elicited linear (quadratic) coefficients. We generally find that QPME is able to elicit metrics close to the true ones. This holds for varying k (and q), showing the effectiveness of our approach in handling multiple classes. The average number of queries we needed for elicitation over the 100 trials is provided in Table 1 in Appendix H. Note that the number of queries is $\tilde{O}(d)$ for eliciting a quadratic metric with $d = q^2$ unknowns, which clearly matches the lower bound in Theorem 2. See Appendix E for a discussion on the practicality of posing the requisite number of queries.

Eliciting fairness metrics. We next apply the elicitation procedure in Figure 3 with tolerance $\epsilon = 10^{-2}$ to elicit the fairness metrics in Definition 4. We randomly generate oracle metrics ϕ^{fair} parametrized by $(\mathbf{a}, \mathbb{B}, \lambda)$ and repeat the experiment over 100 trials and with varied number of classes and groups $k, m \in \{2, 3, 4, 5\}$. Figures 4(c)–4(e) show the mean elicitation errors for the three parameters. For the linear predictive performance, the error $\|\mathbf{a} - \hat{\mathbf{a}}\|_2$ increases only with the number of coefficients q and not groups m , as it is independent of the number of groups. For the quadratic violation term, the error $\sum_{u,v} \|\mathbf{B}^{uv} - \hat{\mathbf{B}}^{uv}\|_F$ increases with both q and m . This is because the QPME procedure is run $\binom{m}{2}$ times for eliciting $\binom{m}{2}$ matrices $\{\mathbf{B}^{uv}\}_{v>u}$, and so the elicitation error accumulates with increasing q . Lastly, the elicited trade-off $\hat{\lambda}$ is seen to be close to the true λ as well.

Real-world datasets. In Appendix H.2, we evaluate how well the elicited metric from QPME ranks a set of candidate classifiers trained on real-world datasets. We find that despite incurring elicitation errors, QPME achieves near-perfect ranking of classifiers; whereas, the baseline metrics fail to do so.

7 Related Work

Hiranandani et al. [18] formalized the problem of ME for binary classification with (quasi-)linear metrics and later extended it to the multiclass setting [19]. Unlike them, we elicit more complex quadratic metrics, and also provide an information-theoretic lower bound on the query complexity (Theorem 2). Prior works on ME offer no such lower bound guarantees. Learning linear functions passively using pairwise comparisons is a mature field [23, 47], but unlike their active learning counter-parts [52, 25], these methods are not query-efficient. Studies such as Qian et al. [49] provide active linear elicitation strategies but with no guarantees and also work with a different query space. We are unaware of prior work that *provably* elicit a quadratic function, either passively or actively using pairwise comparisons. Our work is therefore a significant first step towards nonlinear metric elicitation in an active setting.

The use of metric elicitation for fairness is relatively new, with some work on eliciting *individual* fairness metrics [21, 39]. Hiranandani et al. [20] is the only work we are aware of that elicits *group-fair* metrics, which we extend to handle more general metrics. Zhang et al. [63] elicit the trade-off between accuracy and fairness using complex ratio queries. In contrast, we jointly elicit the predictive performance, fairness violation, and trade-off using simpler pairwise queries. Lastly, there has been work on learning fair classifiers under constraints [62, 2]. We take the regularization view of fairness, where the fairness violation is included in the objective [24, 9].

Our work is also related to *preference elicitation* in the decision-theory literature [6, 5, 46, 7, 5], *learning reward functions* in the inverse reinforcement learning literature [60, 1, 32, 51], and the *Bradley-Terry-Luce model with features* in the learning-to-rank literature [53, 44]. In summary, these studies focus on either eliciting linear utilities or passively learning utility functions. Our work is substantially different from them as we are tied to the geometry of the space of classification error statistics, and elicit quadratic (and polynomial) utility functions using only pairwise comparisons, and particularly, in an active learning fashion. Moreover, we also provide query complexity bounds along with a lower bound. We further elaborate on the specific differences from these papers in Appendix I.

8 Discussion, Limitations, and Future Work

We have provided an efficient quadratic metric elicitation strategy with application to fairness, and with a query complexity that has the same dependence on the number of unknowns as that for linear metrics. We show in Appendix G how our approach can be extended to elicit higher-order polynomial metrics. An advantage of our method is that it is independent of the population \mathbb{P} . Thus any metric that is learned using one dataset or model class can be applied to other applications, as long as the expert believes the tradeoffs are the same. A limitation of our work is the assumption that the metric has a parametric polynomial form, which while

already broadening the use-cases for ME, can be restrictive in some cases. Fortunately, our paper opens the door for further work on more general forms of metric elicitation. In the future, we plan to conduct user studies that present intuitive visualizations of rates [54, 3] or classifiers [50] to receive human preference feedback.

References

- [1] P. Abbeel and A. Y. Ng. Apprenticeship learning via inverse reinforcement learning. In *ICML*, 2004.
- [2] A. Agarwal, A. Beygelzimer, M. Dudik, J. Langford, and H. Wallach. A reductions approach to fair classification. In *ICML*, 2018.
- [3] E. Beauxis-Aussalet and L. Hardman. Visualization of confusion matrix for non-expert users. In *IEEE Conference on Visual Analytics Science and Technology, Poster Proceedings*, 2014.
- [4] Y. Bechavod and K. Ligett. Learning fair classifiers: A regularization-inspired approach. In *4th Workshop on Fairness, Accountability, and Transparency in Machine Learning*, 2017.
- [5] N. Benabbou, P. Perny, and P. Viappiani. Incremental elicitation of choquet capacities for multicriteria choice, ranking and sorting problems. *Artificial Intelligence*, 246:152–180, 2017.
- [6] C. Boutilier, R. Patrascu, P. Poupart, and D. Schuurmans. Constraint-based optimization and utility elicitation using the minimax decision criterion. *Artificial Intelligence*, 170(8-9):686–713, 2006.
- [7] D. Braziunas. *Decision-theoretic elicitation of generalized additive utilities*. PhD thesis, 2012.
- [8] A. Chouldechova. Fair prediction with disparate impact: A study of bias in recidivism prediction instruments. *Big Data*, 5(2):153–163, 2017.
- [9] S. Corbett-Davies, E. Pierson, A. Feller, S. Goel, and A. Huq. Algorithmic decision making and the cost of fairness. In *ACM SIGKDD*, 2017.
- [10] A. Daniely, S. Sabato, S. Ben-David, and S. Shalev-Shwartz. Multiclass learnability and the ERM principle. *JMLR*, 16(1):2377–2404, Jan. 2015.
- [11] P. Dmitriev and X. Wu. Measuring metrics. In *CIKM*, 2016.
- [12] C. Dwork, M. Hardt, T. Pitassi, O. Reingold, and R. Zemel. Fairness through awareness. In *ITCS*, pages 214–226, 2012.
- [13] A. Esuli and F. Sebastiani. Optimizing text quantifiers for multivariate loss functions. *ACM Transactions on Knowledge Discovery and Data*, 9(4), 2015.

- [14] J. Fu, K. Luo, and S. Levine. Learning robust rewards with adversarial inverse reinforcement learning. *ArXiv preprint, arXiv:1710.11248*, 2017.
- [15] J. Fürnkranz and E. Hüllermeier. Preference learning and ranking by pairwise comparison. In *Preference Learning*, pages 65–82. Springer, 2010.
- [16] G. Goh, A. Cotter, M. Gupta, and M. P. Friedlander. Satisfying real-world goals with dataset constraints. In *NeurIPS*, 2016.
- [17] M. Hardt, E. Price, and N. Srebro. Equality of opportunity in supervised learning. In *NeurIPS*, pages 3315–3323, 2016.
- [18] G. Hiranandani, S. Boodaghians, R. Mehta, and O. Koyejo. Performance metric elicitation from pairwise classifier comparisons. In *AISTATS*, 2019.
- [19] G. Hiranandani, S. Boodaghians, R. Mehta, and O. O. Koyejo. Multiclass performance metric elicitation. In *NeurIPS*, 2019.
- [20] G. Hiranandani, H. Narasimhan, and O. Koyejo. Fair performance metric elicitation. In *NeurIPS*, 2020.
- [21] C. Ilvento. Metric learning for individual fairness. 2020.
- [22] T. Joachims. Svm-light: Support vector machine. URL: <http://svmlight.joachims.org/>, University of Dortmund, 1999.
- [23] T. Joachims. Optimizing search engines using clickthrough data. In *ACM SIGKDD*, 2002.
- [24] T. Kamishima, S. Akaho, H. Asoh, and J. Sakuma. Fairness-aware classifier with prejudice remover regularizer. In *ECML-PKDD*, pages 35–50. Springer, 2012.
- [25] D. M. Kane, S. Lovett, S. Moran, and J. Zhang. Active classification with comparison queries. In *FOCS*, 2017.
- [26] P. Kar, S. Li, H. Narasimhan, S. Chawla, and F. Sebastiani. Online optimization methods for the quantification problem. In *ACM SIGKDD*, 2016.
- [27] G. Ke, Q. Meng, T. Finley, T. Wang, W. Chen, W. Ma, Q. Ye, and T.-Y. Liu. Lightgbm: A highly efficient gradient boosting decision tree. In *NeurIPS*, 2017.
- [28] D. G. Kleinbaum, K. Dietz, M. Gail, M. Klein, and M. Klein. *Logistic regression*. Springer, 2002.
- [29] J. Kleinberg, S. Mullainathan, and M. Raghavan. Inherent trade-offs in the fair determination of risk scores. In *ITCS*, 2017.
- [30] O. O. Koyejo, N. Natarajan, P. K. Ravikumar, and I. S. Dhillon. Consistent multilabel classification. In *NeurIPS*, 2015.
- [31] B. Kulis et al. Metric learning: A survey. *Foundations and Trends® in Machine Learning*, 5(4):287–364, 2013.

- [32] S. Levine, Z. Popovic, and V. Koltun. Nonlinear inverse reinforcement learning with gaussian processes. *NeurIPS*, 24:19–27, 2011.
- [33] B. G. Lindsay, M. Markatou, S. Ray, K. Yang, S.-C. Chen, et al. Quadratic distances on probabilities: A unified foundation. *The Annals of Statistics*, 36(2):983–1006, 2008.
- [34] M. Lopes, F. Melo, and L. Montesano. Active learning for reward estimation in inverse reinforcement learning. In *Joint European Conference on Machine Learning and Knowledge Discovery in Databases*, pages 31–46. Springer, 2009.
- [35] R. McGill, J. W. Tukey, and W. A. Larsen. Variations of box plots. *The American Statistician*, 32(1):12–16, 1978.
- [36] A. Menon, H. Narasimhan, S. Agarwal, and S. Chawla. On the statistical consistency of algorithms for binary classification under class imbalance. In *ICML*, 2013.
- [37] A. K. Menon and R. C. Williamson. The cost of fairness in binary classification. In *Conference on Fairness, Accountability and Transparency*, 2018.
- [38] S. Mohajer, C. Suh, and A. Elmahdy. Active learning for top- k rank aggregation from noisy comparisons. In *ICML*, 2017.
- [39] D. Mukherjee, M. Yurochkin, M. Banerjee, and Y. Sun. Two simple ways to learn individual fairness metric from data. In *ICML*, 2020.
- [40] H. Narasimhan. Learning with complex loss functions and constraints. In *AISTATS*, 2018.
- [41] H. Narasimhan, H. Ramaswamy, A. Saha, and S. Agarwal. Consistent multiclass algorithms for complex performance measures. In *ICML*, 2015.
- [42] B. K. Natarajan. On learning sets and functions. *Machine Learning*, 4(1):67–97, 1989.
- [43] A. Y. Ng, S. J. Russell, et al. Algorithms for inverse reinforcement learning. In *ICML*, 2000.
- [44] U. Niranjan and A. Rajkumar. Inductive pairwise ranking: going beyond the $n \log(n)$ barrier. In *Proceedings of the AAAI Conference on Artificial Intelligence*, volume 31, 2017.
- [45] S. Pal and S. Mitra. Multilayer perceptron, fuzzy sets, and classification. *IEEE Transactions on Neural Networks*, 3(5):683–697, 1992.
- [46] P. Perny, P. Viappiani, and A. Boukhatem. Incremental preference elicitation for decision making under risk with the rank-dependent utility model. In *UAI*, 2016.
- [47] M. Peyrard, T. Botschen, and I. Gurevych. Learning to score system summaries for better content selection evaluation. In *Proceedings of the Workshop on New Frontiers in Summarization*, 2017.
- [48] B. Qian, X. Wang, F. Wang, H. Li, J. Ye, and I. Davidson. Active learning from relative queries. In *IJCAI*, 2013.

- [49] L. Qian, J. Gao, and H. Jagadish. Learning user preferences by adaptive pairwise comparison. *Proceedings of the VLDB Endowment*, 8(11):1322–1333, 2015.
- [50] M. T. Ribeiro, S. Singh, and C. Guestrin. Why should i trust you?: Explaining the predictions of any classifier. In *ACM SIGKDD*, 2016.
- [51] D. Sadigh, A. D. Dragan, S. Sastry, and S. A. Seshia. Active preference-based learning of reward functions. In *Proceedings of Robotics: Science and Systems (RSS)*, 2017.
- [52] B. Settles. Active learning literature survey. Technical report, University of Wisconsin-Madison Department of Computer Sciences, 2009.
- [53] N. Shah, S. Balakrishnan, J. Bradley, A. Parekh, K. Ramchandran, and M. Wainwright. Estimation from pairwise comparisons: Sharp minimax bounds with topology dependence. In *AISTATS*, 2015.
- [54] H. Shen, H. Jin, Á. A. Cabrera, A. Perer, H. Zhu, and J. I. Hong. Designing alternative representations of confusion matrices to support non-expert public understanding of algorithm performance. *Proceedings of the ACM on Human-Computer Interaction*, 4(CSCW2):1–22, 2020.
- [55] G. S. Shieh. A weighted kendall’s tau statistic. *Statistics & probability letters*, 39(1):17–24, 1998.
- [56] M. Sokolova and G. Lapalme. A systematic analysis of performance measures for classification tasks. *Information Processing & Management*, 45(4):427–437, 2009.
- [57] M. H. Stone. The generalized weierstrass approximation theorem. *Mathematics Magazine*, 21(5):237–254, 1948.
- [58] G. Tamburrelli and A. Margara. Towards automated *A/B* testing. In *International Symposium on Search Based Software Engineering*, 2014.
- [59] H. Valizadegan, R. Jin, R. Zhang, and J. Mao. Learning to rank by optimizing NDCG measure. In *NeurIPS*, 2009.
- [60] Z. Wu, L. Sun, W. Zhan, C. Yang, and M. Tomizuka. Efficient sampling-based maximum entropy inverse reinforcement learning with application to autonomous driving. *IEEE Robotics and Automation Letters*, 5(4):5355–5362, 2020.
- [61] S. Yang and D. Q. Naiman. Multiclass cancer classification based on gene expression comparison. *Statistical Applications in Genetics and Molecular Biology*, 13(4):477–496, 2014.
- [62] M. B. Zafar, I. Valera, M. G. Rogriguez, and K. P. Gummadi. Fairness constraints: Mechanisms for fair classification. In *AISTATS*, 2017.
- [63] Y. Zhang, R. Bellamy, and K. Varshney. Joint optimization of ai fairness and utility: A human-centered approach. In *Proceedings of the AAAI/ACM Conference on AI, Ethics, and Society*, pages 400–406, 2020.

Appendix for “Quadratic Metric Elicitation for Fairness and Beyond”

A Linear Performance Metric Elicitation (LPME)

In this section, we shed more light on the procedure from [19] that elicits a multiclass linear metric. We call it the Linear Performance Metric Elicitation (LPME) procedure. As discussed in Algorithm 1, we use this as a subroutine to elicit metrics in the quadratic family.

LPME exploits the enclosed sphere $\mathcal{S} \subset \mathcal{R}$ for eliciting linear multiclass metrics. Let the sphere \mathcal{S} ’s radius be $\rho > 0$, and the oracle’s scale invariant metric be $\phi^{\text{lin}}(\mathbf{r}) := \langle \mathbf{a}, \mathbf{r} \rangle$ such that $\|\mathbf{a}\|_2 = 1$. The oracle queries are $\Omega(\mathbf{r}_1, \mathbf{r}_2; \phi^{\text{lin}}) := \mathbb{1}[\phi^{\text{lin}}(\mathbf{r}_1) > \phi^{\text{lin}}(\mathbf{r}_2)]$. We first outline a trivial Lemma from [19].

Lemma 1. [19] *Let a normalized vector \mathbf{a} with $\|\mathbf{a}\|_2 = 1$ parametrize a linear metric $\phi^{\text{lin}} := \langle \mathbf{a}, \mathbf{r} \rangle$, then the unique optimal rate $\bar{\mathbf{r}}$ over \mathcal{S} is a rate on the boundary of \mathcal{S} given by $\bar{\mathbf{r}} = \rho \mathbf{a} + \mathbf{o}$, where \mathbf{o} is the center of \mathcal{S} .*

Algorithm 2 Linear Performance Metric Elicitation

```

1: Input: Query space  $\mathcal{S} \subset \mathcal{R}$ , binary-search tolerance  $\epsilon > 0$ , oracle  $\Omega(\cdot, \cdot; \phi^{\text{lin}})$  with metric  $\phi^{\text{lin}}$ 

2: for  $i = 1, 2, \dots, q$  do
3:   Set  $\mathbf{a} = \mathbf{a}' = (1/\sqrt{q}, \dots, 1/\sqrt{q})$ .
4:   Set  $a'_i = -1/\sqrt{q}$ .
5:   Compute the optimal  $\bar{\mathbf{s}}(\mathbf{a})$  and  $\bar{\mathbf{s}}(\mathbf{a}')$  over the sphere  $\mathcal{S}$  using Lemma 1
6:   Query  $\Omega(\bar{\mathbf{s}}(\mathbf{a}), \bar{\mathbf{s}}(\mathbf{a}'); \phi^{\text{lin}})$ 
   {These queries reveal the search orthant}

7: Start with coordinate  $j = 1$ .
8: Initialize:  $\boldsymbol{\theta} = \boldsymbol{\theta}^{(1)}$  { $\boldsymbol{\theta}^{(1)}$  is a point in the search orthant.}
9: for  $t = 1, 2, \dots, T = 4(q-1)$  do
10:  Set  $\boldsymbol{\theta}^{(a)} = \boldsymbol{\theta}^{(c)} = \boldsymbol{\theta}^{(d)} = \boldsymbol{\theta}^{(e)} = \boldsymbol{\theta}^{(b)} = \boldsymbol{\theta}^{(t)}$ .
11:  Set  $\theta_j^{(a)}$  and  $\theta_j^{(b)}$  to be the min and max angle, respectively, based on the search orthant
12:  while  $|\theta_j^{(b)} - \theta_j^{(a)}| > \epsilon$  do
13:    Set  $\theta_j^{(c)} = \frac{3\theta_j^{(a)} + \theta_j^{(b)}}{4}$ ,  $\theta_j^{(d)} = \frac{\theta_j^{(a)} + \theta_j^{(b)}}{2}$ , and  $\theta_j^{(e)} = \frac{\theta_j^{(a)} + 3\theta_j^{(b)}}{4}$ .
14:    Set  $\bar{\mathbf{r}}^{(a)} = \mu(\boldsymbol{\theta}^{(a)})$  (i.e. parametrization of  $\partial\mathcal{S}$ ). Similarly, set  $\bar{\mathbf{r}}^{(c)}, \bar{\mathbf{r}}^{(d)}, \bar{\mathbf{r}}^{(e)}, \bar{\mathbf{r}}^{(b)}$ 
15:     $[\theta_j^{(a)}, \theta_j^{(b)}] \leftarrow \text{ShrinkInterval}(\Omega, \bar{\mathbf{r}}^{(a)}, \bar{\mathbf{r}}^{(c)}, \bar{\mathbf{r}}^{(d)}, \bar{\mathbf{r}}^{(e)}, \bar{\mathbf{r}}^{(b)})$  {see Figure 5}
16:    Set  $\theta_j^{(d)} = \frac{1}{2}(\theta_j^{(a)} + \theta_j^{(b)})$ 
17:    Set  $\boldsymbol{\theta}^{(t)} = \boldsymbol{\theta}^{(d)}$ .
18:  Update coordinate  $j \leftarrow j + 1$  cyclically.
19: Output:  $\hat{a}_i = \prod_{j=1}^{i-1} \sin \theta_j^{(T)} \cos \theta_i^{(T)} \forall i \in [q-1]$ ,  $\hat{a}_q = \prod_{j=1}^{q-1} \sin \theta_j^{(T)}$ 

```

Lemma 1 provides a way to define a one-to-one correspondence between a linear performance metric and its optimal rate over the sphere. That is, given a linear performance metric, using Lemma 1, we may get a unique point in the query space lying on the boundary of the sphere $\partial\mathcal{S}$. Moreover, the converse is also true; i.e., given a feasible rate on the boundary of the sphere $\partial\mathcal{S}$, one may recover the linear metric for which the given rate is optimal. Thus, for eliciting a linear metric, Hiranandani et al. [19] essentially search for the optimal rate (over the sphere \mathcal{S}) using pairwise queries to the oracle. The optimal rate by virtue of Lemma 1 reveals the true metric. The LPME subroutine is summarized in Algorithm 2. Intuitively, Algorithm 2 minimizes a strongly convex function denoting distance of query points from a supporting hyperplane whose slope is the true metric (see Figure 2(c) in [19]). The procedure also uses the following standard parameterization for the surface of the sphere $\partial\mathcal{S}$.

Parameterizing the boundary of the enclosed sphere $\partial\mathcal{S}$. Let $\boldsymbol{\theta}$ be a $(q-1)$ -dimensional vector of angles. In $\boldsymbol{\theta}$, all the angles except the primary angle are in $[0, \pi]$, and the primary angle is in $[0, 2\pi]$. A scale invariant linear performance metric with $\|\mathbf{a}\|_2 = 1$ can be constructed by assigning $a_i = \prod_{j=1}^{i-1} \sin \theta_j \cos \theta_i$ for $i \in [q-1]$ and $a_q = \prod_{j=1}^{q-1} \sin \theta_j$. Since we can easily compute the metric's optimal rate over \mathcal{S} using Lemma 1, by varying $\boldsymbol{\theta}$ in this procedure, we parametrize the surface of the sphere $\partial\mathcal{S}$. We denote this parametrization by $\mu(\boldsymbol{\theta})$, where $\mu : [0, \pi]^{q-2} \times [0, 2\pi] \rightarrow \partial\mathcal{S}$.

Description of Algorithm 2: Let the oracle's metric be $\phi^{\text{lin}} = \langle \mathbf{a}, \mathbf{r} \rangle$ such that $\|\mathbf{a}\|_2 = 1$ (Section 2.2). Using the parametrization $\mu(\boldsymbol{\theta})$ for the boundary of the sphere $\partial\mathcal{S}$, Algorithm 2 returns an estimate $\hat{\mathbf{a}}$ with $\|\hat{\mathbf{a}}\|_2 = 1$. Line 2-6 recover the search orthant of the optimal rate over the sphere by posing q trivial queries. Once the search orthant of the optimal rate is known, the algorithm in each iteration of the for loop (line 9-18) updates one angle θ_j keeping other angles fixed by the *ShrinkInterval* subroutine. The *ShrinkInterval* subroutine (illustrated in Figure 5) is binary-search based routine that shrinks the interval $[\theta_j^a, \theta_j^b]$ by half based on the oracle responses to (at most) three queries.¹ Note that, depending on the oracle responses, one may reduce the search interval to half using less than three queries in some cases. Then the algorithm cyclically updates each angle until it converges to a metric sufficiently close to the true metric. We fix the number of cycles in coordinate-wise binary search to three. Therefore, in order to elicit a linear performance metric in q dimensions, the LPME subroutine requires at most $3 \times 3 \times q \log(\pi/2\epsilon)$ queries, where three is the number of cycles in coordinate wise binary search, three is the (maximum) number of queries to shrink the search interval into half, and the initial search interval for the angles is $\pi/2$.

B Geometry Of The Feasible Space (Proofs of Section 2 and Section 4)

Proof of Proposition 1 and Proposition 2. We prove Proposition 2. The proof of Proposition 1 is analogous where the probability measures (corresponding to classifiers and their rates) are

¹The description of the binary search algorithm in Hiranandani et al. [19] always assumes getting responses to four queries that essentially correspond to the four intervals. In practice, the binary search can be adaptive and may only require at most three queries as we have discussed in this paper. The order of the queries in LPME, however, remains the same.

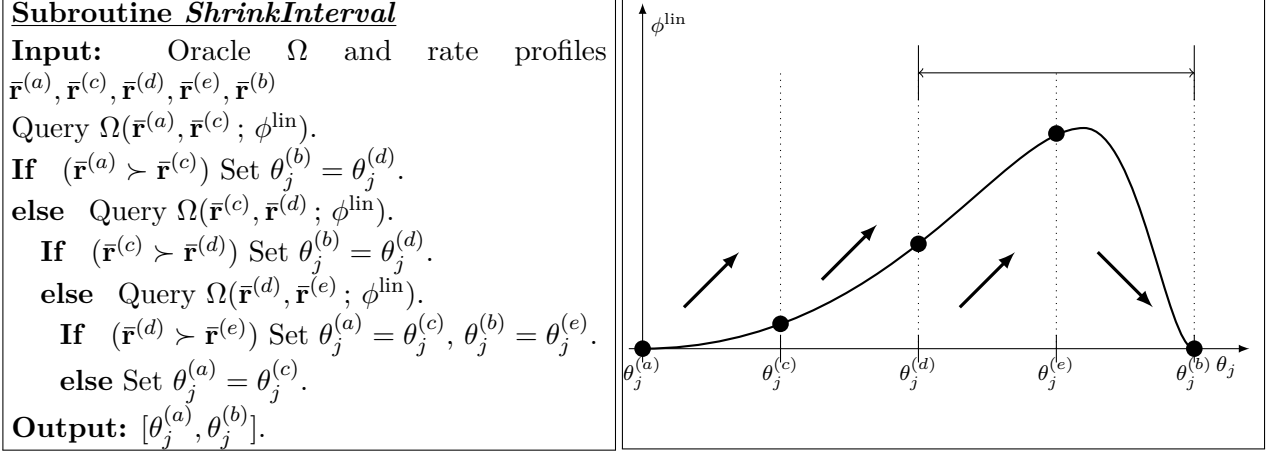


Figure 5: (Left): The *ShrinkInterval* subroutine used in line 16 of Algorithm 2 (Right): Visual illustration of the subroutine *ShrinkInterval* [19]; *ShrinkInterval* shrinks the current search interval to half based on oracle responses to at most three queries.

not conditioned on any group.

The group-specific set of rates \mathcal{R}^g for a group g has the following properties [20]:

- *Convex*: Consider two classifiers $h_1^g, h_2^g \in \mathcal{H}^g$ that achieve the rates $\mathbf{r}_1^g, \mathbf{r}_2^g \in \mathcal{R}^g$, respectively. Also, consider a classifier h^g that predicts what classifier h_1^g predicts with probability γ and predicts what classifier h_2^g predicts with probability $1 - \gamma$. Then the rate matrix of the classifier h^g is:

$$\begin{aligned}
 R_{ij}^g(h) &= \mathbb{P}(h^g = j | Y = i) \\
 &= \mathbb{P}(h_1^g = j | h^g = h_1^g, Y = i) \mathbb{P}(h^g = h_1^g) + \mathbb{P}(h_2^g = j | h^g = h_2^g, Y = i) \mathbb{P}(h^g = h_2^g) \\
 &= \gamma \mathbf{r}_1^g + (1 - \gamma) \mathbf{r}_2^g.
 \end{aligned}$$

The above equations show that the convex combination of any two rates is feasible as well, i.e., one can construct a randomized classifier which will achieve the convex combination of rates. Hence, $\mathcal{R}^g \forall g \in [m]$ is convex. Since intersection of convex sets is convex, the intersection set $\mathcal{R}^1 \cap \dots \cap \mathcal{R}^m$ is convex as well.

- *Bounded*: Since $R_{ij}^g(h) = P[h = j | Y = i] \leq 1$ for all $i, j \in [k]$, $\mathcal{R}^g \subseteq [0, 1]^q$.
- *The rates \mathbf{o} and \mathbf{e}_i 's are always achievable*: A uniform random classifier, i.e, the classifier, which for any input, predicts all classes with probability $1/k$ achieves the rate profile \mathbf{o} . A classifier that always predicts class i achieves the rate \mathbf{e}_i . Thus, $\mathbf{e}_i \in \mathcal{R}^g \forall i \in [k], g \in [m]$ are always feasible.
- *\mathbf{e}_i 's are vertices*: All the supporting hyperplanes with positive slope, i.e., $\ell_{1i} < \ell_{1j} < 0$ and $\ell_{1l} = 0$ for $p \in [k], l \neq i, j$ will be supported by \mathbf{e}_i . Thus, \mathbf{e}_i 's are vertices of the convex set \mathcal{R}^g . From Assumption 1, one can construct a ball around the trivial rate \mathbf{o} and thus \mathbf{o} lies in the interior.

The above points apply to space of overall rates \mathcal{R} as well; thus, proving Proposition 1. \square

Algorithm 3 Obtaining the sphere $\mathcal{S} \subset \mathcal{R}$ (Figure 2(a)) of radius ρ centered at \mathbf{o}

- 1: **for** $j = 1, 2, \dots, q$ **do**
 - 2: Let $\boldsymbol{\alpha}_j$ be the standard basis vector.
 - 3: Compute the maximum constant c_j such that $\mathbf{o} + c_j \boldsymbol{\alpha}_j$ is feasible by solving (OP1).
 - 4: Let $CONV$ denote the convex hull of $\{\mathbf{o} \pm c_j \boldsymbol{\alpha}_j\}_{j=1}^q$. It will be centered at \mathbf{o} .
 - 5: Compute the radius ρ of the largest ball that fits in $CONV$.
 - 6: **Output:** Sphere \mathcal{S} with radius ρ centered at \mathbf{o} .
-

B.1 Finding the Sphere $\mathcal{S} \subset \mathcal{R}$

In this section, we provide details regarding how a sphere \mathcal{S} with sufficiently large radius ρ inside the feasible region \mathcal{R} may be found (see Figure 2(a)). The following discussion is borrowed from [19] and provided here for completeness.

The following optimization problem is a special case of OP2 in [40]. The problem is associated with a feasibility check problem. Given a rate profile \mathbf{r}_0 , the optimization routine tries to construct a classifier that achieves the rate \mathbf{r}_0 within small error $\epsilon > 0$.

$$\min_{\mathbf{r} \in \mathcal{R}} 0 \quad s.t. \quad \|\mathbf{r} - \mathbf{r}_0\|_2 \leq \epsilon. \quad (\text{OP1})$$

The above optimization problem checks the feasibility, and if there exists a solution to the above problem, then Algorithm 1 of [40] returns it. Furthermore, Algorithm 3 computes a value of $\rho \geq \tilde{p}/k$, where \tilde{p} is the radius of the largest ball contained in the set \mathcal{R} . Also, the approach in [40] is consistent, thus we should get a good estimate of the sphere, provided we have sufficiently large number of samples. The algorithm is completely offline and does not impact oracle query complexity.

Lemma 2. [19] *Let \tilde{p} denote the radius of the largest ball in \mathcal{R} centered at \mathbf{o} . Then Algorithm 3 returns a sphere with radius $\rho \geq \tilde{p}/k$, where k is the number of classes.*

The idea in Algorithm 3 can be trivially extended to finding a sphere $\bar{\mathcal{S}} \subset \mathcal{R}^1 \cap \dots \cap \mathcal{R}^m$ corresponding to Remark 3.

C Quadratic Performance Metric Elicitation Procedure

In this section, we describe how the subroutine calls to LPME in Algorithm 1 elicit a quadratic metric in Definition 3. We start with the shifted metric of Equation (5). Also, as explained in the main paper, we may assume $d_1 \neq 0$ due to Assumption 2. We can derive the following solution using any non-zero coordinate of \mathbf{d} , instead of d_1 . We can identify a non-zero coordinate using q trivial queries of the form $(\varrho \boldsymbol{\alpha}_i + \mathbf{o}, \mathbf{o}), \forall i \in [q]$.

1. From line 1 of Algorithm 1, we get local linear approximation at \mathbf{o} . Using Remark 2, we have (6) which is

$$d_i = \frac{f_{i0}}{f_{10}} d_1 \quad \forall i \in \{2, \dots, q\}. \quad (14)$$

2. Similarly, if we apply LPME on small balls around rate profiles \mathbf{z}_j , Remark 2 gives us:

$$\frac{d_i + (\rho - \varrho)B_{ij}}{d_1 + (\rho - \varrho)B_{1j}} = \frac{f_{ij}}{f_{1j}} \quad \forall i \in \{2, \dots, q\}, j \leq i. \quad (15)$$

$$\begin{aligned} \implies d_i + (\rho - \varrho)B_{ij} &= \frac{f_{ij}}{f_{1j}}(d_1 + (\rho - \varrho)B_{1j}) \\ \implies (\rho - \varrho)B_{ij} &= \frac{f_{ij}}{f_{1j}}(d_1 + (\rho - \varrho)B_{j1}) - d_i \\ \implies (\rho - \varrho)B_{ij} &= \frac{f_{ij}}{f_{1j}}(d_1 + \frac{f_{j1}}{f_{11}}(d_1 + (\rho - \varrho)B_{11}) - d_j) - \frac{f_{i0}}{f_{10}}d_1 \\ \implies (\rho - \varrho)B_{ij} &= \left(\frac{f_{ij}}{f_{1j}} - \frac{f_{i0}}{f_{10}} + \frac{f_{ij}}{f_{1j}} \left(\frac{f_{j1}}{f_{11}} - \frac{f_{j0}}{f_{10}} \right) \right) d_1 + (\rho - \varrho) \frac{f_{j1}}{f_{11}} B_{11}, \end{aligned} \quad (16)$$

where we have used that the matrix \mathbf{B} is symmetric in the second step, and (14) in the last two steps. We can represent each element in terms of B_{11} and d_1 . So, a relation between B_{11} and d_1 may allow us to represent each element of \mathbf{a} and \mathbf{B} in terms of d_1 .

3. Therefore, by applying LPME on small balls around rate profiles $-\mathbf{z}_1$, Remark 2 gives us (8):

$$\frac{d_2 - (\rho - \varrho)B_{21}}{d_1 - (\rho - \varrho)B_{11}} = \frac{f_{21}^-}{f_{11}^-}. \quad (17)$$

4. Using (15) and (17), we have:

$$(\rho - \varrho)B_{11} = \frac{\frac{f_{21}^-}{f_{11}^-} + \frac{f_{21}}{f_{11}} - 2\frac{f_{20}}{f_{10}}}{\frac{f_{21}^-}{f_{11}^-} - \frac{f_{21}}{f_{11}}} d_1. \quad (18)$$

Putting (18) in (16), we get:

$$\begin{aligned} B_{ij} &= \left[\frac{f_{ij}}{f_{1j}} \left(1 + \frac{f_{j1}}{f_{11}} \right) - \frac{f_{ij}}{f_{1j}} \frac{f_{j0}}{f_{10}} - \frac{f_{i0}}{f_{10}} + \frac{f_{ij}}{f_{1j}} \frac{f_{j1}}{f_{11}} \frac{\frac{f_{21}^-}{f_{11}^-} + \frac{f_{21}}{f_{11}} - 2\frac{f_{20}}{f_{10}}}{\frac{f_{21}^-}{f_{11}^-} - \frac{f_{21}}{f_{11}}} \right] d_1 \\ &= \left(F_{i,1,j}(1 + F_{j,1,1}) - F_{i,1,j}F_{j,1,0} - F_{i,1,0} + F_{i,1,j} \frac{F_{2,1,1}^- + F_{2,1,1} - 2F_{2,1,0}}{F_{2,1,1}^- - F_{2,1,1}} \right) d_1, \end{aligned} \quad (19)$$

where $F_{i,j,l} = \frac{f_{il}}{f_{jl}}$ and $F_{i,j,l}^- = \frac{f_{il}^-}{f_{jl}^-}$. As $\mathbf{a} = \mathbf{d} + \mathbf{B}\mathbf{o}$, we can represent each element of \mathbf{a} and \mathbf{B} using (14) and (19) in terms of d_1 . We can then use the normalization condition $\|\mathbf{a}\|_2^2 + \|\mathbf{B}\|_F^2 = 1$ to get estimates of \mathbf{a}, \mathbf{B} which are independent of d_1 .

This completes the derivation of solution from QPME (section 3).

D Fair (Quadratic) Performance Metric Elicitation Procedure

Algorithm 4: FPM Elicitation

Input: Query set \mathcal{S}' , search tolerance $\epsilon > 0$, oracle Ω'

1. Let $\mathcal{L} \leftarrow \emptyset$
 2. **For** $\sigma \in \mathcal{M}$ **do**
 3. $\beta^\sigma \leftarrow \text{QPME}(\mathcal{S}', \epsilon, \Omega')$
 4. Let ℓ^σ be Eq. (23), extend $\mathcal{L} \leftarrow \mathcal{L} \cup \{\ell^\sigma\}$
 5. $\hat{\mathbb{B}} \leftarrow$ normalized solution from (26) using \mathcal{L}
 6. $\hat{\lambda} \leftarrow$ trace back normalized solution from (23) for any σ
- Output:** $\hat{\mathbf{a}}, \hat{\mathbb{B}}, \hat{\lambda}$

We first discuss eliciting the fair (quadratic) metric in Definition 4, where all the parameters are unknown. We then provide an alternate procedure for eliciting just the trade-off parameter λ when the predictive performance and fairness violation coefficients are known. The latter is a separate application as discussed in [63]. However, unlike Zhang et al. [63], instead of ratio queries, we use simpler pairwise comparison queries.

In this section, we work with any number of groups $m \geq 2$. The idea, however, remains the same as described in the main paper for number of groups $m = 2$. We specifically select queries from the sphere $\bar{\mathcal{S}} \subset \mathcal{R}^1 \cap \dots \cap \mathcal{R}^m$, which is common to all the group-specific feasible region of rates, so to reduce the problem into multiple instances of the proposed QPME procedure of Section 3.

Suppose that the oracle's fair performance metric is ϕ^{fair} parametrized by $(\mathbf{a}, \mathbb{B}, \lambda)$ as in Definition 4. The overall fair metric elicitation procedure framework is summarized in Algorithm 4. The framework exploits the sphere $\bar{\mathcal{S}} \subset \mathcal{R}^1 \cap \dots \cap \mathcal{R}^m$ and uses the QPME procedure (Algorithm 1) as a subroutine multiple times.

Let us consider a non-empty set of sets $\mathcal{M} \subset 2^{[m]} \setminus \{\emptyset, [m]\}$. We will later discuss how to choose such a set \mathcal{M} . We partition the set of groups $[m]$ into two sets of groups. Let $\sigma \in \mathcal{M}$ and $[m] \setminus \sigma$ be one such partition of the m groups defined by the set of groups σ . For example, when $m = 3$, one may choose the set of groups $\sigma = \{1, 2\}$.

Now, consider a sphere \mathcal{S}' whose elements $\mathbf{r}^{1:m} \in \mathcal{S}'$ are given by:

$$\mathbf{r}^g = \begin{cases} \mathbf{s} & \text{if } g \in \sigma \\ \mathbf{o} & \text{o.w.} \end{cases} \quad (20)$$

This is an extension of the sphere \mathcal{S}' defined in the main paper for the $m > 2$ case. Elements in \mathcal{S}' have rate profiles $\mathbf{s} \in \bar{\mathcal{S}}$ to the groups in σ and trivial rate profile \mathbf{o} to the remaining groups in $[m] \setminus \sigma$. Analogously, the modified oracle is $\Omega'(\mathbf{r}_1, \mathbf{r}_2) = \Omega((\mathbf{r}_1^{1:m}), (\mathbf{r}_2^{1:m}))$, where $\mathbf{r}_1^{1:m}, \mathbf{r}_2^{1:m}$ are the elements of the spheres \mathcal{S}' above. Thus, for elements in \mathcal{S}' , the metric in Definition 4 reduces to:

$$\phi^{\text{fair}}(\mathbf{r}^{1:m} \in \mathcal{S}'; \mathbf{a}, \mathbb{B}, \lambda) = (1 - \lambda) \langle \mathbf{a} \odot \boldsymbol{\tau}^\sigma, \mathbf{s} - \mathbf{o} \rangle + \lambda \frac{1}{2} (\mathbf{s} - \mathbf{o})^T \mathbf{W}^\sigma (\mathbf{s} - \mathbf{o}) + c^\sigma \quad (21)$$

where $\boldsymbol{\tau}^\sigma = \sum_{g \in \sigma} \boldsymbol{\tau}^g$, $\mathbf{W}^\sigma = \sum_{u \in \sigma, v \in [m] \setminus \sigma} B^{uv}$, and c^σ is a constant not affecting the oracle responses.

The above metric is a particular instance of $\bar{\phi}(\mathbf{s}; \mathbf{d}, \mathbf{B})$ in (4) with $\mathbf{d} := (1 - \lambda)\mathbf{a} \odot \boldsymbol{\tau}^\sigma$ and $\mathbf{B} := \lambda \mathbf{W}^\sigma$; thus, we apply QPME procedure as a subroutine in Algorithm 4 to elicit the metric in (21).

The only change needed to be made to the algorithm is in line 5, where we need to take into account the changed relationship between \mathbf{d} and \mathbf{a} , and need to separately (not jointly) normalize the linear and quadratic coefficients. With this change, the output of the algorithm directly gives us the required estimates. Specifically, we have from step 1 of Algorithm 1 and (6) an estimate

$$\frac{d_i}{d_1} = \frac{\tau_i^\sigma a_i}{\tau_1^\sigma a_1} = \frac{f_{i0}}{f_{10}} \implies a_i = \frac{f_{i0}}{f_{10}} \frac{\tau_1^\sigma}{\tau_i^\sigma} a_1. \quad (22)$$

Using the normalization condition (i.e., $\|\mathbf{a}\|_2 = 1$), we directly get an estimate $\hat{\mathbf{a}}$ for the linear coefficients. Similarly, steps 2-4 of Algorithm 1 and (9) gives us: $\hat{B}_{ij} =$

$$\begin{aligned} \sum_{u \in \sigma, v \in [m] \setminus \sigma} \tilde{B}_{ij}^{uv} &= \left(F_{i,1,j}^\sigma (1 + F_{j,1,1}^\sigma) - F_{i,1,j}^\sigma F_{j,1,0}^\sigma d_1 - F_{i,1,0}^\sigma + F_{i,1,j}^\sigma \frac{F_{2,1,1}^{-,\sigma} + F_{2,1,1}^\sigma - 2F_{2,1,0}^\sigma}{F_{2,1,1}^{-,\sigma} - F_{2,1,1}^\sigma} \right) \tau_1^1 \hat{a}_1 \\ &= \beta^\sigma, \end{aligned} \quad (23)$$

where the above solution is similar to the two group case, but here it is corresponding to a partition of groups defined by σ , and $\tilde{\mathbf{B}}^{uv} := \lambda \mathbf{B}^{uv} / (1 - \lambda)$ is a scaled version of the true (unknown) \mathbf{B}^{uv} . Let equation (23) be denoted by ℓ^σ . Also, let the right hand side term of (23) be denoted by β^σ .

Since we want to elicit $\binom{m}{2}$ fairness violation weight matrices in \mathbb{B} , we require $\binom{m}{2}$ ways of partitioning the groups into two sets so that we construct $\binom{m}{2}$ independent matrix equations similar to (23). Let \mathcal{M} be those set of sets. Thus, running over all the choices of sets of groups $\sigma \in \mathcal{M}$ provides the system of equations $\mathcal{L} := \cup_{\sigma \in \mathcal{M}} \ell^\sigma$ (line 4 in Algorithm 4), which is:

$$\begin{bmatrix} \Xi & 0 & \dots & 0 \\ 0 & \Xi & \dots & 0 \\ \dots & \dots & \dots & \dots \\ 0 & 0 & \dots & \Xi \end{bmatrix} \begin{bmatrix} \tilde{\mathbf{b}}_{(11)} \\ \tilde{\mathbf{b}}_{(12)} \\ \dots \\ \tilde{\mathbf{b}}_{(qq)} \end{bmatrix} = \begin{bmatrix} \beta_{(11)} \\ \beta_{(12)} \\ \dots \\ \beta_{(qq)} \end{bmatrix}, \quad (24)$$

where $\tilde{\mathbf{b}}_{(ij)} = (\tilde{b}_{ij}^1, \tilde{b}_{ij}^2, \dots, \tilde{b}_{ij}^{\binom{m}{2}})$ and $\boldsymbol{\gamma}_{(ij)} = (\beta_{ij}^1, \beta_{ij}^2, \dots, \beta_{ij}^{\binom{m}{2}})$ are vectorized versions of the ij -th entry across groups for $i, j \in [q]$, and $\Xi \in \{0, 1\}^{\binom{m}{2} \times \binom{m}{2}}$ is a binary full-rank matrix denoting membership of groups in the set σ . For example, when one chooses $\mathcal{M} = \{\{1, 2\}, \{1, 3\}, \{2, 3\}\}$ for $m = 3$, Ξ is given by:

$$\Xi = \begin{bmatrix} 0 & 1 & 1 \\ 1 & 0 & 1 \\ 1 & 1 & 0 \end{bmatrix}.$$

One may choose any set of sets \mathcal{M} that allows the resulting group membership matrix Ξ to be

non-singular. The solution of the system of equations \mathcal{L} is:

$$\begin{bmatrix} \tilde{\mathbf{b}}_{(11)} \\ \tilde{\mathbf{b}}_{(12)} \\ \vdots \\ \tilde{\mathbf{b}}_{(qq)} \end{bmatrix} = \begin{bmatrix} \Xi & 0 & \dots & 0 \\ 0 & \Xi & \dots & 0 \\ \dots & \dots & \dots & \dots \\ 0 & 0 & \dots & \Xi \end{bmatrix}^{(-1)} \begin{bmatrix} \beta_{(11)} \\ \beta_{(12)} \\ \vdots \\ \beta_{(qq)} \end{bmatrix}. \quad (25)$$

When all $\tilde{\mathbf{B}}^{uv}$'s are normalized, we have the estimated fairness violation weight matrices as:

$$\hat{\mathbf{B}}^{uv} = \frac{\tilde{\mathbf{B}}^{uv}}{\frac{1}{2} \sum_{u,v=1, v>u}^m \|\tilde{\mathbf{B}}^{uv}\|_F} \quad \text{for } u, v \in [m], v > u. \quad (26)$$

Due to the above normalization, the solution is again independent of the true trade-off λ .

Given estimates \hat{B}_{ij}^{uv} and \hat{a}_1 , we can now additionally estimate the trade-off parameter $\hat{\lambda}$ from ℓ^σ (23) for any $\sigma \in \mathcal{M}$. This completes the fair (quadratic) metric elicitation procedure.

D.1 Eliciting Trade-off λ when (linear) predictive performance and (quadratic) fairness violation coefficients are known

We now provide an alternate binary search based method similar to Hiranandani et al. [20] for eliciting the trade-off parameter λ when the linear predictive and quadratic fairness coefficients are already known. This is along similar lines to the application considered by Zhang et al. [63], but unlike them, instead of ratio queries, we require simpler pairwise queries.

Here, the key insight is to approximate the non-linearity posed by the fairness violation in Definition 4, which then reduces the problem to a one-dimensional binary search. We have:

$$\phi^{\text{fair}}(\mathbf{r}^{1:m}; \mathbf{a}, \mathbb{B}, \lambda) := (1 - \lambda) \langle \mathbf{a}, \mathbf{r} \rangle + \lambda \frac{1}{2} \left(\sum_{u,v=1, v>u}^m (\mathbf{r}^u - \mathbf{r}^v)^T \mathbf{B}^{uv} (\mathbf{r}^u - \mathbf{r}^v) \right). \quad (27)$$

To this end, we define a new sphere $\mathcal{S}' = \{(\mathbf{s}, \mathbf{o}, \dots, \mathbf{o}) | \mathbf{s} \in \bar{\mathcal{S}}\}$. The elements in \mathcal{S}' is the set of rate profiles whose first group achieves rates $\mathbf{s} \in \bar{\mathcal{S}}$ and rest of the groups achieve trivial rate \mathbf{o} (corresponding to uniform random classifier). For any element in \mathcal{S}' , the associated discrepancy terms $(\mathbf{r}^u - \mathbf{r}^v) = 0$ for $u, v \neq 1$. Thus for elements in \mathcal{S}' , the metric in Definition 4 reduces to:

$$\phi^{\text{fair}}((\mathbf{s}, \mathbf{o}, \dots, \mathbf{o}); \mathbf{a}, \mathbb{B}, \lambda) = (1 - \lambda) \langle \boldsymbol{\tau}^1 \odot \mathbf{a}, \mathbf{s} - \mathbf{o} \rangle + \lambda \frac{1}{2} (\mathbf{s} - \mathbf{o})^T \sum_{v=2}^m \mathbf{B}^{1v} (\mathbf{s} - \mathbf{o}) + c. \quad (28)$$

Additionally, we consider a small sphere $\bar{\mathcal{S}}'_{\mathbf{z}_1}$, where $\mathbf{z}_1 := (\rho - \varrho) \boldsymbol{\alpha}_1 + \mathbf{o}$, similar to what is shown in Figure 2(a). We may approximate the quadratic term on the right hand side above by its first order Taylor approximation as follows:

$$\begin{aligned} \phi^{\text{fair}}((\mathbf{s}, \mathbf{o}, \dots, \mathbf{o}); \mathbf{a}, \mathbb{B}, \lambda) &\approx \phi^{\text{fair, apx}}((\mathbf{s}, \mathbf{o}, \dots, \mathbf{o}); \mathbf{a}, \mathbb{B}, \lambda) \\ &= \langle (1 - \lambda) \boldsymbol{\tau}^1 \odot \mathbf{a} + \lambda \sum_{v=2}^m \mathbf{B}^{1v} (\mathbf{z}_1 - \mathbf{o}), \mathbf{s} \rangle \end{aligned} \quad (29)$$

for \mathbf{s} in a small neighbourhood around the rate profile \mathbf{z}_1 . Since the metric is essentially linear in \mathbf{s} , the following lemma from [20] shows that the metric in (29) is quasiconcave in λ .

Algorithm 5 Eliciting the trade-off λ when predictive performance and fairness violation are known

- 1: **Input:** Query space $\overline{\mathcal{S}}'_{\mathbf{z}_1}$, binary-search tolerance $\epsilon > 0$, oracle Ω
 - 2: **Initialize:** $\lambda^{(a)} = 0$, $\lambda^{(b)} = 1$.
 - 3: **while** $|\lambda^{(b)} - \lambda^{(a)}| > \epsilon$ **do**
 - 4: Set $\lambda^{(c)} = \frac{3\lambda^{(a)} + \lambda^{(b)}}{4}$, $\lambda^{(d)} = \frac{\lambda^{(a)} + \lambda^{(b)}}{2}$, $\lambda^{(e)} = \frac{\lambda^{(a)} + 3\lambda^{(b)}}{4}$
 - 5: Set $\mathbf{s}^{(a)} = \underset{\mathbf{s} \in \overline{\mathcal{S}}'_{\mathbf{z}_1}}{\operatorname{argmax}} \langle (1 - \lambda^{(a)})\boldsymbol{\tau}^1 \odot \hat{\mathbf{a}} + \lambda^{(a)} \sum_{v=2}^m \hat{\mathbf{B}}^{1v}(\mathbf{z}_1 - \mathbf{o}), \mathbf{s} \rangle$ using Lemma 1
 - 6: Similarly, set $\mathbf{s}^{(c)}$, $\mathbf{s}^{(d)}$, $\mathbf{s}^{(e)}$, $\mathbf{s}^{(b)}$.
 - 7: $[\lambda^{(a)}, \lambda^{(b)}] \leftarrow \text{ShrinkInterval}(\Omega, \mathbf{s}^{(a)}, \mathbf{s}^{(c)}, \mathbf{s}^{(d)}, \mathbf{s}^{(e)}, \mathbf{s}^{(b)})$ using a subroutine analogous to the routine shown in Figure 5.
 - 8: **Output:** $\hat{\lambda} = \frac{\lambda^{(a)} + \lambda^{(b)}}{2}$.
-

Lemma 3. Under the regularity assumption that $\langle \boldsymbol{\tau}^1 \odot \mathbf{a}, \sum_{v=2}^m \mathbf{B}^{1v}(\mathbf{z}_1 - \mathbf{o}) \rangle \neq 1$, the function

$$\vartheta(\lambda) := \max_{\mathbf{s} \in \overline{\mathcal{S}}'_{\mathbf{z}_1}} \phi^{fair, apx}((\mathbf{s}, \mathbf{o}, \dots, \mathbf{o}); \mathbf{a}, \mathbb{B}, \lambda) \quad (30)$$

is strictly quasiconcave (and therefore unimodal) in λ .

The unimodality of $\vartheta(\lambda)$ allows us to perform the one-dimensional binary search in Algorithm 5 using the query space $\overline{\mathcal{S}}'_{\mathbf{z}_1}$, tolerance ϵ , and the oracle Ω . The binary search algorithm is same as Algorithm 4 in [20] and provided here for completeness.

E Practicality of Querying Oracle

Recall that in our setup, any query posed to the oracle needs to be feasible, i.e., should be achievable by some classifier (see definition of feasible rates in Section 2). Therefore the oracle we query can be a human expert or a group of experts who compare intuitive visualizations of rates, or can be an entire population of users (as would be the case with A/B testing).

An important practical concern in employing the proposed QPME procedure is the number of queries needed to be posed to the oracle. We note that (i) the number of queries needed by our proposal is optimal (i.e. matches the lower bound for the problem in Theorem 2), (ii) has only a *linear* dependence on the number of unknowns (Theorem 1), and (iii) can be considerably reduced by making reasonable practical structural assumptions about the metric to reduce the number of unknowns. While our procedure’s query complexity for the most general setup (with $O(q^2)$ unknowns) is $\tilde{O}(q^2)$, the quadratic dependence on q is merely an artifact of there being $O(q^2)$ unknowns in this setup. For example, when the number of classes is large, one may just work with the diagonal elements of the predictive rates, reducing the number of unknowns to $O(q)$.

We also stress that in many internet-based settings, one can deploy A/B tests to obtain preferences by aggregating feedback from a large group of participants. In this case, the entire user population serves as an oracle. Most internet-based companies run thousands of A/B

tests daily making it practical to get preferences for our metric elicitation procedure. Moreover, one can employ practical improvements such as running A/B tests with fewer participants in the initial rounds (when the rates are far apart) and switch to running A/B tests with more precision in later rounds. Note that because the queries posed by our method always corresponds to a feasible classifier (see Section 3), one can easily run comparisons between classifiers as a part of an A/B test.

If needed, our algorithms can also work with queries that compare classification statistics directly, instead of classifiers. There has been growing work on visualization of confusion matrices (predictive rates) for non-expert users. For example, see [3] and [54]. With the aid of such intuitive visualizations, it is reasonable to expect human practitioners to comprehend the queries posed to them and provide us with pairwise comparisons. Moreover, we have shown that our approach is resilient to noisy responses, which enhances our confidence in their ability to handle human feedback. In practice, the most viable option will depend on the target population.

Finally, we would like to emphasize that because our query complexity has only a linear dependence on the number of unknowns, and the number of unknowns can be reduced with practical structural assumptions, our proposal is as practical as the prior methods [18, 19] for linear metric elicitation. In fact, despite eliciting from a more flexible class, our proposal has the same dependence on the number of unknowns as those prior methods.

F Elicitation Guarantee for the QPME Procedure

F.1 Sample complexity bounds

Recall from Definition 5 that the oracle responds correctly as long as $|\phi(\mathbf{r}_1) - \phi(\mathbf{r}_2)| > \epsilon_\Omega$. For simplicity, we assume that our algorithm has access to the population rates \mathbf{r} defined in Eq. (1). In practice, we expect to estimate the rates using a sample $D := \{\mathbf{x}, y\}_{i=1}^n$ drawn from the distribution \mathbb{P} , and to query classifiers from a hypothesis class \mathcal{H} with finite capacity. Standard generalization bounds (e.g. Daniely et al. [10]) give us that with high probability over draw of D , the estimates $\hat{\mathbf{r}}$ are close to the population rates \mathbf{r} , up to the desired tolerance ϵ_Ω , as long as we have sufficient samples. Further, since the metrics ϕ are Lipschitz w.r.t. rates, with high probability, we thus gather correct oracle feedback from querying with finite sample estimates $\Omega(\hat{\mathbf{r}}_1, \hat{\mathbf{r}}_2)$.

More formally, for $\delta \in (0, 1)$, as long as the sample size n is greater than $O\left(\frac{\log(|\mathcal{H}|/\delta)}{\epsilon_\Omega^2}\right)$, the guarantee in Theorem 1 hold with probability at least $1 - \delta$ (over draw of D), where $|\mathcal{H}|$ can in turn be replaced by a measure of capacity of the hypothesis class \mathcal{H} . For example, one can show the following corollary to Theorem 1 for a hypothesis class \mathcal{H} in which each classifier is a randomized combination of a finite number of deterministic classifiers chosen from a set $\bar{\mathcal{H}}$, and whose capacity is measured in terms of the Natarajan dimension [42] of $\bar{\mathcal{H}}$.

Corollary 1. *Suppose the hypothesis class \mathcal{H} of randomized classifiers used to choose queries*

to the oracle is of the form:

$$\mathcal{H} = \left\{ x \mapsto \sum_{t=1}^T \alpha_t h_t(x) \mid T \in \mathbb{Z}_+, \alpha \in \Delta_T, h_1, \dots, h_T \in \bar{\mathcal{H}} \right\},$$

for some class $\bar{\mathcal{H}}$ of deterministic multiclass classifiers $h : \mathcal{X} \rightarrow \{0, 1\}^k$. Suppose the deterministic hypothesis class $\bar{\mathcal{H}}$ has Natarajan dimension $d > 0$, and ϕ is 1-Lipschitz. Then for any $\delta \in (0, 1)$, as long as the sample size $n \geq O\left(\frac{d \log(k) + \log(1/\delta)}{\epsilon_\Omega^2}\right)$, the guarantee in Theorem 1 hold with probability at least $1 - \delta$ (over draw of $D = \{\mathbf{x}_i, y_i\}_{i=1}^n$ from \mathbb{P}).

The proof adapts generalization bounds from Daniely et al. [10], and uses the fact that the predictive rate for any randomized classifier in \mathcal{H} is a convex combination of rates for deterministic classifiers in $\bar{\mathcal{H}}$ (due to linearity of expectation).

F.2 Proofs

Before presenting the proof of Theorem 1, we re-write the LPME guarantees from [19] for linear metrics in the presence of an oracle noise parameter ϵ_Ω from Definition 5.

Lemma 4 (LPME guarantees with oracle noise [19]). *Let the oracle Ω 's metric be $\phi^{\text{lin}} = \langle \mathbf{a}, \mathbf{r} \rangle$ and its feedback noise parameter from Definition 5 be ϵ_Ω . Then, if the LPME procedure (Algorithm 2) is run using a sphere $\mathcal{S} \subset \mathcal{R}$ of radius ϱ and the binary-search tolerance ϵ , then by posing $O(q \log(1/\epsilon))$ queries it recovers coefficients $\hat{\mathbf{a}}$ with $\|\mathbf{a} - \hat{\mathbf{a}}\|_2 \leq O\left(\sqrt{q}(\epsilon + \sqrt{\epsilon_\Omega/\varrho})\right)$.*

We will use the above result while proving Theorem 1.

Theorem 1. *Given $\epsilon, \epsilon_\Omega \geq 0$, and a 1-Lipschitz metric ϕ^{quad} (Definition 3) parametrized by \mathbf{a}, \mathbf{B} , under Assumptions 1, 2, and 4, after $O\left(q^2 \log \frac{1}{\epsilon}\right)$ queries Algorithm 1 returns a metric $\hat{\phi}^{\text{quad}} = (\hat{\mathbf{a}}, \hat{\mathbf{B}})$ such that $\|\mathbf{a} - \hat{\mathbf{a}}\|_2 \leq O\left(q(\epsilon + \sqrt{\varrho + \epsilon_\Omega/\varrho})\right)$ and $\|\mathbf{B} - \hat{\mathbf{B}}\|_F \leq O\left(q\sqrt{q}(\epsilon + \sqrt{\varrho + \epsilon_\Omega/\varrho})\right)$.*

Proof of Theorem 1. We first find the smoothness coefficient of the metric in Definition 3.

A function ϕ is said to be L -smooth if for some bounded constant L , we have:

$$\|\nabla \phi(x) - \nabla \phi(y)\|_2 \leq L\|x - y\|_2.$$

For the metric in Definition 3, we have:

$$\begin{aligned} \|\nabla \phi^{\text{quad}}(x) - \nabla \phi^{\text{quad}}(y)\|_2 &= \|\mathbf{a} + \mathbf{B}\mathbf{x} - (\mathbf{a} + \mathbf{B}\mathbf{y})\|_2 \\ &\leq \|\mathbf{B}\|_2\|x - y\|_2 \\ &\leq \|\mathbf{B}\|_F\|x - y\|_2, \\ &\leq 1 \cdot \|x - y\|_2, \end{aligned}$$

where in the last step, we have used the scale invariance condition from Definition 3, i.e., $\|\mathbf{a}\|_2 + \|\mathbf{B}\|_F = 1$, which implies that $\|\mathbf{B}\|_F = 1 - \|\mathbf{a}\|_2 \leq 1$. Hence, the metrics in Definition 3 are 1-smooth.

Now, we look at the error in Taylor series approximation when we approximate the metric ϕ^{quad} in Definition 3 with a linear approximation. Our metric is

$$\phi^{\text{quad}}(\mathbf{r}) = \langle \mathbf{a}, \mathbf{r} \rangle + \frac{1}{2} \mathbf{r}^T \mathbf{B} \mathbf{r}.$$

We approximate it with the first order Taylor polynomial around a point \mathbf{z} , which we define as follows:

$$T_1(\mathbf{r}) = \langle \mathbf{a}, \mathbf{z} \rangle + \frac{1}{2} \mathbf{z}^T \mathbf{B} \mathbf{z} + \langle \mathbf{a} + \mathbf{B} \mathbf{z}, \mathbf{r} \rangle$$

The bound on the error in this approximation is:

$$\begin{aligned} |E(\mathbf{r})| &= |\phi^{\text{quad}}(\mathbf{r}) - T_1(\mathbf{r})| \\ &= \frac{1}{2} |(\mathbf{r} - \mathbf{z})^T \Delta \phi^{\text{quad}}|_{\mathbf{c}} (\mathbf{r} - \mathbf{z})| && \text{(First-order Taylor approximation error)} \\ &= \frac{1}{2} |(\mathbf{r} - \mathbf{z})^T \mathbf{B} (\mathbf{r} - \mathbf{z})| && \text{(Hessian at any point } \mathbf{c} \text{ is the matrix } \mathbf{B}) \\ &\leq \frac{1}{2} \|\mathbf{B}\|_2 \|\mathbf{r} - \mathbf{z}\|_2^2 \\ &\leq \frac{1}{2} \|\mathbf{B}\|_F \varrho^2 \\ &\leq \frac{1}{2} \varrho^2 && \text{(Due to the scale invariance condition)} \end{aligned}$$

So when the oracle is asked $\Omega(\mathbf{r}_1, \mathbf{r}_2) = \mathbb{1}[\phi^{\text{quad}}(\mathbf{r}_1) > \phi^{\text{quad}}(\mathbf{r}_2)]$, the approximation error can be treated as feedback error from the oracle with feedback noise $2 \times \frac{1}{2} \varrho^2$. Thus, the overall feedback noise by the oracle is $\epsilon_\Omega + \varrho^2$ for the purposes of using Lemma 4 later.

We first prove guarantees for the matrix \mathbf{B} and then for the vector \mathbf{a} . We write Equation (9) in the following form assuming $d_1 = 1$ (since we normalize the coefficients at the end due to scale invariance):

$$\begin{aligned} B_{ij} = F_{ij} &= \left[\frac{f_{ij}}{f_{1j}} \left(1 + \frac{f_{j1}}{f_{11}} \right) - \frac{f_{ij}}{f_{1j}} \frac{f_{j0}}{f_{10}} - \frac{f_{i0}}{f_{10}} + \frac{f_{ij}}{f_{1j}} \frac{f_{j1}}{f_{11}} \frac{\frac{f_{21}^-}{f_{11}} + \frac{f_{21}}{f_{11}} - 2 \frac{f_{20}}{f_{10}}}{\frac{f_{21}^-}{f_{11}} - \frac{f_{21}}{f_{11}}} \right] \\ \implies \mathbf{B}[:, j] &= \mathbf{f}_j \left(\frac{1}{f_{1j}} + \frac{f_{j1}}{f_{1j} f_{11}} + \frac{f_{j0}}{f_{1j} f_{10}} + \frac{f_{j1}}{f_{1j} f_{11}} \left(\frac{\frac{f_{21}^-}{f_{11}} + \frac{f_{21}}{f_{11}} - 2 \frac{f_{20}}{f_{10}}}{\frac{f_{21}^-}{f_{11}} - \frac{f_{21}}{f_{11}}} \right) \right) + \mathbf{f}_0 \frac{1}{f_{10}} \\ &= c_j \mathbf{f}_j + c_0 \mathbf{f}_0, \end{aligned} \tag{31}$$

where $\mathbf{B}[:, j]$ is the j -th column of the matrix \mathbf{B} , and the constants c_j and c_0 are well-defined due to the regularity Assumption 4. Notice that,

$$\frac{\partial \mathbf{B}[:, j]}{\partial \mathbf{f}_j} = \text{diag}(\mathbf{c}'_j) \odot \mathbf{I} \quad , \text{ and } \quad \frac{\partial \mathbf{B}[:, j]}{\partial \mathbf{f}_0} = \text{diag}(\mathbf{c}'_0) \odot \mathbf{I},$$

where $\mathbf{c}'_j, \mathbf{c}'_0$ are vector of Lipschitz constants (bounded due to Assumption 4). This implies

$$\begin{aligned} \|\bar{\mathbf{B}}[:, j] - \hat{\mathbf{B}}[:, j]\|_2 &\leq c'_j \|\bar{\mathbf{f}}_j - \hat{\mathbf{f}}_j\|_2 + c'_0 \|\bar{\mathbf{f}}_0 - \hat{\mathbf{f}}_0\|_2 \\ &\leq c'_j \sqrt{q} \left(\epsilon + \sqrt{\varrho + \epsilon_\Omega / \varrho} \right) + c'_0 \sqrt{q} \left(\epsilon + \sqrt{\varrho + \epsilon_\Omega / \varrho} \right) \\ &= O \left(\sqrt{q} \left(\epsilon + \sqrt{\varrho + \epsilon_\Omega / \varrho} \right) \right), \end{aligned}$$

where we have used LPME guarantees from Lemma 4 under the oracle-feedback noise parameter $\epsilon_\Omega + \varrho^2$.

The above inequality provides bounds on each column of \mathbf{B} . Since $\|\mathbf{x}\|_\infty \leq \|\mathbf{x}\|_2$, we have $\max_{ij} |B_{ij} - \hat{B}_{ij}| \leq O \left(\sqrt{q} \left(\epsilon + \sqrt{\varrho + \epsilon_\Omega / \varrho} \right) \right)$, and consequentially,

$$\|\mathbf{B} - \hat{\mathbf{B}}\|_F \leq O \left(q \sqrt{q} \left(\epsilon + \sqrt{\varrho + \epsilon_\Omega / \varrho} \right) \right).$$

Now let us look at guarantees for \mathbf{a} . Since $\mathbf{a} = \mathbf{d} - \mathbf{B}\mathbf{o}$ from (4), we can write

$$\mathbf{a} = c_0 \mathbf{f}_0 - \sum_{j=1}^q o_j \mathbf{B}[:, j],$$

where $c_0 = 1/f_{10}$. Since \mathbf{o} is the rate achieved by random classifier, $o_j = 1/k \forall j \in [k]$, and thus we have

$$\frac{\partial \mathbf{a}}{\partial \mathbf{f}_0} = c_0 \mathbf{I} \quad \text{and} \quad \frac{\partial \mathbf{a}}{\partial \mathbf{B}[:, j]} = \frac{1}{k} \mathbf{I}.$$

Thus,

$$\begin{aligned} \|\mathbf{a} - \hat{\mathbf{a}}\|_2 &\leq c'_0 \sqrt{q} \left(\epsilon + \sqrt{\varrho + \epsilon_\Omega / \varrho} \right) + \frac{1}{k} \sum_{j=1}^q \sqrt{q} \left(\epsilon + \sqrt{\varrho + \epsilon_\Omega / \varrho} \right) \\ &= c'_0 \sqrt{q} \left(\epsilon + \sqrt{\varrho + \epsilon_\Omega / \varrho} \right) + \frac{1}{\sqrt{q}} \sum_{j=1}^q c'_j \sqrt{q} \left(\epsilon + \sqrt{\varrho + \epsilon_\Omega / \varrho} \right) \\ &= O \left(q \left(\epsilon + \sqrt{\varrho + \epsilon_\Omega / \varrho} \right) \right), \end{aligned}$$

where c'_0, c'_j 's are some Lipschitz constants (bounded due to Assumption 4), and we have used the fact that $q = k^2 - k$ in the second step. \square

Notice the trade-off in the elicitation error that depends on the size of the sphere. As expected, when the radius of the sphere ϱ increases, the error due to approximation increases, but at the same time, error due to feedback reduces because we get better responses from the oracle. In contrast, when the radius of the sphere ϱ decreases, the error due to approximation decreases, but the error due to feedback increases.

The following corollary translates our guarantees on the elicited metric to the guarantees on the optimal rate of the elicited metric. This is useful in practice, because the optimal classifier (rate) obtained by optimizing a certain metric is often the key entity for many applications.

Corollary 2. *Let ϕ^{quad} be the original quadratic metric of the oracle and $\hat{\phi}^{\text{quad}}$ be its estimate obtained by the QPME procedure (Algorithm 1). Moreover, let \mathbf{r}^* and $\hat{\mathbf{r}}^*$ be the minimizers of ϕ^{quad} and $\hat{\phi}^{\text{quad}}$, respectively. Then, $\phi^{\text{quad}}(\hat{\mathbf{r}}^*) \leq \phi^{\text{quad}}(\mathbf{r}^*) + O\left(q^2 \sqrt{q} \left(\epsilon + \sqrt{\varrho + \epsilon_{\Omega}/\varrho}\right)\right)$.*

Proof. We first show that if $|\phi^{\text{quad}}(r) - \hat{\phi}^{\text{quad}}(r)| \leq \epsilon$ for all rates r and some slack ϵ , then it follows that $\phi^{\text{quad}}(\hat{\mathbf{r}}^*) \leq \phi^{\text{quad}}(\mathbf{r}^*) + 2\epsilon$. This is because:

$$\begin{aligned} \phi^{\text{quad}}(\hat{\mathbf{r}}^*) &\leq \hat{\phi}^{\text{quad}}(\hat{\mathbf{r}}^*) + \epsilon && \left(\text{as } \hat{\phi}^{\text{quad}} \text{ approximates } \phi^{\text{quad}}\right) \\ &\leq \hat{\phi}^{\text{quad}}(\mathbf{r}^*) + \epsilon && \left(\text{as } \hat{\mathbf{r}}^* \text{ minimizes } \hat{\phi}^{\text{quad}}\right) \\ &\leq \phi^{\text{quad}}(\mathbf{r}^*) + 2\epsilon && \left(\text{as } \hat{\phi}^{\text{quad}} \text{ approximates } \phi^{\text{quad}}\right) \end{aligned} \quad (32)$$

Now, let us derive the trivial bound $|\phi^{\text{quad}}(r) - \hat{\phi}^{\text{quad}}(r)|$ for any rate \mathbf{r} .

$$\begin{aligned} |\phi^{\text{quad}}(r) - \hat{\phi}^{\text{quad}}(r)| &= |\langle \mathbf{a} - \hat{\mathbf{a}}, \mathbf{r} \rangle + \frac{1}{2} \mathbf{r}^T (\mathbf{B} - \hat{\mathbf{B}}) \mathbf{r}| \\ &\leq |\langle \mathbf{a} - \hat{\mathbf{a}}, \mathbf{r} \rangle| + \frac{1}{2} |\mathbf{r}^T (\mathbf{B} - \hat{\mathbf{B}}) \mathbf{r}| \\ &\leq \|\mathbf{a} - \hat{\mathbf{a}}\|_2 \|\mathbf{r}\|_2 + \frac{1}{2} \|\mathbf{B} - \hat{\mathbf{B}}\|_2 \|\mathbf{r}\|_2^2 \\ &\leq \|\mathbf{a} - \hat{\mathbf{a}}\|_2 \sqrt{q} + \frac{1}{2} \|\mathbf{B} - \hat{\mathbf{B}}\|_{Fq} \\ &\leq O\left(q^2 \sqrt{q} \left(\epsilon + \sqrt{\varrho + \epsilon_{\Omega}/\varrho}\right)\right), \end{aligned} \quad (33)$$

where in the fourth step, we have used the fact that the rates are bounded in $[0, 1]$; hence $\|\mathbf{r}\|_2 \leq \sqrt{q}$, and in the fifth step, we have used the guarantees from Theorem 1. Combining (32) and (33) gives us the desired result. \square

Theorem 2. *For any $\epsilon > 0$, at least $\Omega(q^2 \log(1/q\sqrt{q}\epsilon))$ pairwise queries are needed to elicit a quadratic metric ϕ^{quad} (Def. 3) to an error tolerance of $q\sqrt{q}\epsilon$.*

Proof of Theorem 2. For the purpose of this proof, let us replace $\left(\epsilon + \sqrt{\varrho + \epsilon_{\Omega}/\varrho}\right)$ by some slack ϵ . Theorem 1 guarantees that after running the QPME procedure for $O(q^2 \log(1/\epsilon))$ queries, we have

- $\|a - \hat{a}\|_2 \leq O(q\epsilon)$
- $\|B - \hat{B}\|_F \leq O(q\sqrt{q}\epsilon)$.

If we vectorize the tuple (\mathbf{a}, \mathbf{B}) and denote it by w , we have $\|w - \hat{w}\|_2 \leq O(q\sqrt{q}\epsilon)$, where both $\|w\|_2, \|\hat{w}\|_2 = 1$, due to the scale invariance condition from Definition 3. Note that w is $\frac{q^2+3q}{2}$ -dimensional vector and defines the scale-invariant quadratic metric elicitation problem. Now, we have to count the minimum number of \hat{w} that are possible such that $\|w - \hat{w}\|_2 \leq O(q\sqrt{q}\epsilon)$. This translates to finding the covering number of a ball in $\|\cdot\|_2$ norm with radius 1, where the covering balls have radius $q\sqrt{q}\epsilon$. Let us denote the cover by $\{u_i\}_{i=1}^N$ and the ball with radius 1 as \mathbb{B} . We then have:

$$\begin{aligned} \text{Vol}(\mathbb{B}) &\leq \sum_{i=1}^N \text{Vol}(q\sqrt{q}\epsilon\mathbb{B} + u_i) \\ &= N\text{Vol}(q\sqrt{q}\epsilon\mathbb{B}) \\ &= (q\sqrt{q}\epsilon)^{\frac{q^2+3q}{2}-1}. \end{aligned}$$

Thus the number of \hat{w} that are possible are at least

$$c \left(\frac{1}{q\sqrt{q}\epsilon} \right)^{\frac{q^2+3q}{2}-1} \leq N,$$

where c is a constant. Since each pairwise comparison provides at most one bit, at least $O(q^2) \log(\frac{1}{q\sqrt{q}\epsilon})$ bits are required to get a possible \hat{w} . We require $O(q^2) \log(\frac{1}{\epsilon})$ queries, which is near-optimal barring log terms. \square

G Extension to Higher Order Polynomials

Our approach can be generalized to *higher-order polynomials* of rates. Consider e.g. a cubic polynomial:

$$\phi^{\text{cubic}}(\mathbf{r}) := \sum_i a_i r_i + \frac{1}{2} \sum_{i,j} B_{ij} r_i r_j + \frac{1}{6} \sum_{i,j,l} C_{ijl} r_i r_j r_l,$$

where \mathbf{B} and \mathbf{C} are symmetric, and $\sum_i a_i^2 + \sum_{i,j} B_{ij}^2 + \sum_{i,j,l} C_{ijl}^2 = 1$ (w.l.o.g., due to scale invariance). A quadratic approximation to this metric around a point \mathbf{z} is given by:

$$\sum_i a_i r_i + \frac{1}{2} \left(\sum_{i,j} B_{ij} r_i r_j + \sum_{i,j,l} C_{ijl} (r_i - z_i)(r_j - z_j) z_l \right) + c,$$

where c is a constant not affecting the oracle responses. We can estimate the parameters of this approximation by applying the QPME procedure from Algorithm 1 with the metric

centered at an appropriate point, and its queries restricted to a small neighborhood around \mathbf{z} . Running QPME once using a sphere around the point $\mathbf{z}_l = \mathbf{o} + (\varrho - \varrho')\boldsymbol{\alpha}_l$, where $\varrho' < \varrho$ will elicit one face of the tensor $\mathbf{C}_{[:, :, l]}$ upto a scaling factor. Thus, it will require us to run the QPME procedure q times around the basis points $\mathbf{z}_l = \mathbf{o} + (\varrho - \varrho')\boldsymbol{\alpha}_l \quad \forall l \in [q]$. Since we elicit scale-invariant quadratic approximation, we would need additional run of QPME procedure around the point $\mathcal{S}_{-\mathbf{z}_1}$ to elicit all the coefficients. Thus, we can recover the metric $\hat{\phi}^{\text{cubic}} = (\hat{\mathbf{a}}, \hat{\mathbf{B}}, \hat{\mathbf{C}})$ with as many queries as the number of unknowns, i.e, $\tilde{O}(q^3)$ in the cubic case.

For a d -th order polynomial, one can recursively apply this procedure to estimate $(d - 1)$ -th order approximations at multiple points, and similarly derive the polynomial coefficients from the estimated local approximations.

H Extended Experiments

The source code is provided along with the supplementary material. The experiments in this paper were conducted on a machine with the following configuration: *2.6 GHz 6 core Intel i7 processor with 16GB RAM.*

H.1 More Details on Simulated Experiments on Quadratic Metric Elicitation

Number of queries. First, we look at the number of queries that were actually required to elicit quadratic and fair (quadratic) metrics in Section 6. Recall that the QPME procedure (Algorithm 1) requires running the LPME subroutine (Algorithm 2) $q + 2$ times. As discussed in Appendix A, each run of LPME requires at most $3 \times 3 \times q \log(\pi/2\epsilon)$ queries. So, the maximum number of queries required in eliciting a quadratic metric is $(q + 2) \times 3 \times 3 \times q \times 8$ for a binary search tolerance $\epsilon = 10^{-2}$, where we vary $q \in \{2, 6, 12, 20\}$ (equivalently, classes $k \in \{2, 3, 4, 5\}$) in the experiments.

However, note that, the elicitation error shown in Figure 4 is averaged over 100 simulated oracles, each one with its own simulated quadratic metric. Due to the nature of the binary search involved in the LPME subroutine (see Algorithm 2 and Figure 5), not every reduction of the search interval requires three queries. Many times the interval can be shrunk in less than three queries. The actual number of queries may vary across the oracles. The number of queries averaged over the 100 oracles corresponding to experiments in Section 6 is shown in Table 1.

Theorem 2 shows that our query complexity (which is linear in the number of unknowns) matches the lower bound for the problem, which means that it is theoretically impossible to obtain a better complexity order for our problem setup. In practice, it can be considerably reduced by making reasonable assumptions on the metric. For example, when the number of classes is large, one may just work with the diagonal elements of the predictive rates, reducing the number of unknowns from $O(q^2)$ to $O(q)$, and consequentially, reduce the number of queries.

Number of queries for QPME		Number of queries for Fair-QPME				
q		$m \backslash q$	2	3	4	5
2	266.43	2	332.10	867.63	1663.73	2738.59
6	2684.37	6	2995.84	8386.63	16374.99	27163.68
12	10387.59	12	11032.41	31910.32	62847.86	104788.40
20	28302.78	20	29302.91	86217.46	170469.29	284721.15

Table 1: Number of queries required for eliciting regular quadratic metrics (Def. 3) and fairness quadratic metrics (Def. 4) in Section 6. The number of predictive rate entries and sensitive groups are denoted by q and m , respectively. Recall that a quadratic metric has $O(q^2)$ unknowns. We see that the number of queries is of order $O(q^2)$ for the quadratic metric in rates, and additionally, $O(m^2q^2)$ for the fair (quadratic) metrics. Theorem 2 shows that one cannot improve on this query complexity.

Comparison to a baseline. In Figures 4(a)–4(b), we show box plots [35] of the ℓ_2 (Frobenius) norm between the true and elicited linear (quadratic) coefficients. We generally find that QPME is able to elicit metrics close to the true ones.

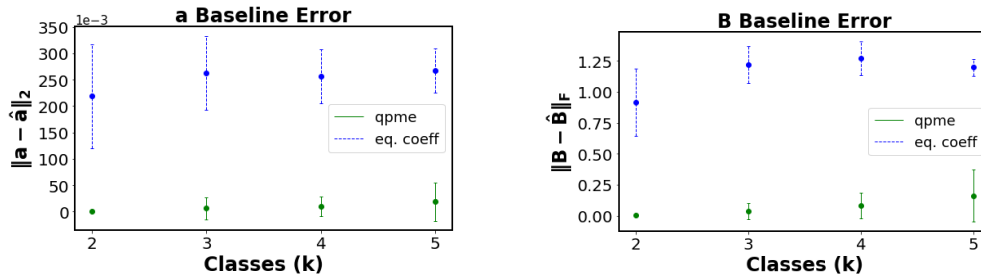


Figure 6: Elicitation error in comparison to a baseline which assigns equal coefficients.

To reinforce this point, we also compare the elicitation error of the QPME procedure and the elicitation error of a baseline which assigns equal coefficients to \mathbf{a} and \mathbf{B} in Figure 6. We see that the elicitation error of the baseline is order of magnitude higher than the elicitation error of the QPME procedure. This holds for varying k showing that the QPME procedure is able to elicit oracle’s multiclass quadratic metrics very well.

Effect of Assumption 4. The larger standard deviation for $q = 20$ in Figure 4 is due to Assumption 4 failing to hold with sufficiently large constants $c_0, c_{-1}, c_1, \dots, c_q$ in a small number of trials and the resulting estimates not being as accurate. We now analyze in greater detail the effect of this regularity assumption in eliciting quadratic metrics and understand how the lower bounding constants impact the elicitation error. Assumption 4 effectively ensures that the ratios computed in (9) are well-defined. To this end, we generate two sets of 100 quadratic metrics. One set is generated following Assumption 4 with one coordinate in the gradient being greater than 10^{-2} , and the other is generated randomly without any regularity condition. For both sets, we run QPME and elicit the corresponding metrics.

In Figure 7, we see that the elicitation error is much higher when the regularity Assumption 4

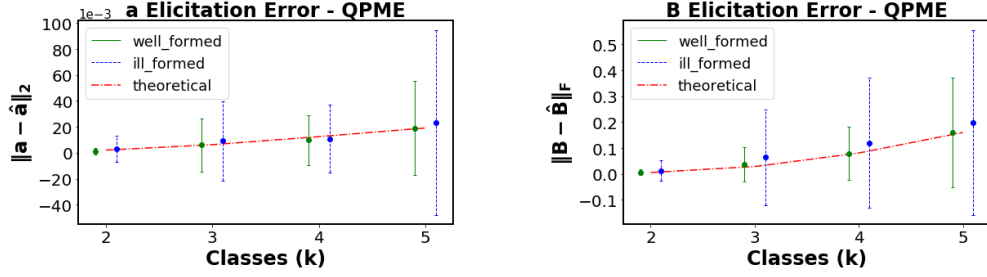


Figure 7: Elicitation error for metrics following Assumption 4 vs elicitation error for completely random metrics.

Table 2: Dataset statistics

Dataset	k	#samples	#features
default	2	30000	33
adult	2	43156	74
sensIT Vehicle	3	98528	50
covtype	7	581012	54

is not followed, owing to the fact that the ratio computation in (9) is more susceptible to errors when gradient coordinates approach zero in some cases of randomly generated metrics. The dash-dotted curve (in red color) shows the trajectory of the theoretical bounds with increasing q (within a constant factor). In Figure 7, we see that the mean of ℓ_2 (analogously, Frobenius) norm better follow the theoretical bound trajectory in the case when regularity Assumption 4 is followed by the metrics.

We next analyze the ratio of estimated fractions to the true fractions used in (9) over 1000 simulated runs. Ideally, this ratio should be 1, but as we see in Figure 8, these estimated ratios can be off by a significant amount for a few trials when the metrics are generated randomly. The estimated ratios, however, are more stable under Assumption 4. Since we multiply fractions in (9), even then we may observe the compounding effect of fraction estimation errors in the final estimates. Hence, we see for $k = 5$ in Figure 4(a)-4(b), the standard deviation is high due to few trials where the lower bound of 10^{-2} on the constants in Assumption 4 may not be enough. However, majority of the trials as shown in Figure 4(a)-4(b) and Figure 6 incur low elicitation error.

H.2 Ranking of Real-World Classifiers

Performance metrics provide quantifiable scores to classifiers. This score is then often used to rank classifiers and select the best set of classifiers in practice. In this section, we discuss the benefits of elicited metrics in comparison to some default metrics while ranking real-world classifiers.

For this experiment, we work with four real world datasets with varying number of classes $k \in \{2, 3, 7\}$. See Table 2 for details of the datasets. We use 60% of each dataset to train

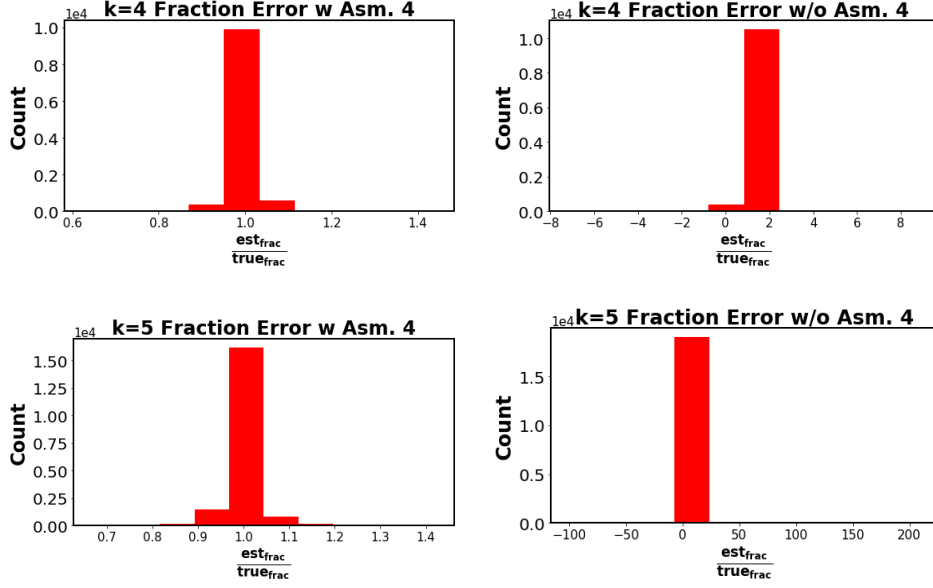


Figure 8: Ratio of estimated to true fractions over 1000 simulated runs with and without Assumption 4.

classifiers. The rest of the data is used to compute (testing) predictive rates. For each dataset, we create a pool of 80 classifiers by tweaking hyper-parameters in some famous machine learning models that are routinely used in practice. Specifically, we create 20 classifiers each from logistic regression models [28], multi-layer perceptron models [45], LightGBM models [27], and support vector machines [22]. We compare ranking of these 80 classifiers provided by competing baseline metrics with respect to the ground truth ranking, which is provided by the oracle’s true metric.

We generate a random quadratic metric ϕ^{quad} following Definition 3. We treat the true ϕ^{quad} as oracle’s metric. It provides us the ground truth ranking of the classifiers in the pool. We then use our proposed procedure QPME (Algorithm 1) to recover the oracle’s metric. For comparison in ranking of real-world classifiers, we choose two linear metrics that are routinely employed by practitioners as baselines. The first is accuracy $\phi^{\text{acc}} = 1/\sqrt{q}\langle \mathbf{1}, \mathbf{r} \rangle$, and the second is weighted accuracy, where we just use the linear part $\langle \mathbf{a}, \mathbf{r} \rangle$ of the oracle’s true quadratic metric $\langle \mathbf{a}, \mathbf{r} \rangle + \frac{1}{2}\mathbf{r}^T \mathbf{B} \mathbf{r}$. We repeat this experiment over 100 trials.

We report NDCG (with exponential gain) [59] and Kendall-tau coefficient [55] averaged over the 100 trials in Figure 9. We observe consistently for all the datasets that the elicited metrics using the QPME procedure achieve the highest possible NDCG and Kendall-tau coefficient of 1. As we saw in Section 5, QPME may incur elicitation error, and thus the elicited metrics may not be very accurate; however, Figure 9 shows that the elicited metrics may still achieve near-optimal ranking results. This implies that when given a set of classifiers, ranking based on elicited metric scores align most closely to true ranking in comparison to ranking based on default metric scores. Consequentially, the elicited metrics may allow us to select or discard classifiers for a given task. This is advantageous in practice. For the *covtype* dataset, we see that the *linear* metric also achieves high NDCG values, so perhaps ranking at the top is quite

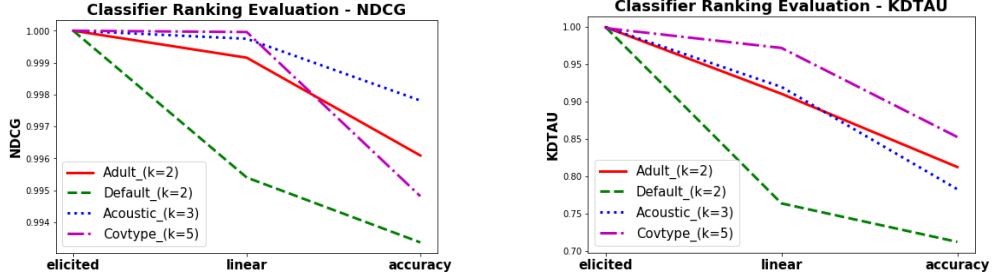


Figure 9: Performance of competing metrics while ranking real-world classifiers. ‘elicited’ is the metric elicited by QPME, ‘linear’ is the metric that comprises only the linear part of the oracle’s true quadratic metric, and ‘accuracy’ is the linear metric which weigh all classification errors equally (often used in practice).

accurate; however Kendall-tau coefficient is low suggesting that the overall ranking of classifiers is poor. We also observe that, in general, the weighted version (*linear* metric) is better than *accuracy* while ranking classifiers.

Dataset →	Adult		Default	
Method ↓, Ranking Measures →	NDCG	KD-TAU	NDCG	KD-TAU
Linear with no fairness	0.9875	0.5918	0.9994	0.9057
Accuracy with equalized odds	0.9857	0.3763	0.9889	0.4953
Elicited via FPME [20]	0.9989	0.9611	0.9974	0.9650
Elicited via Fair-QPME (Proposed)	1.0000	0.9972	1.0000	0.9981

Table 3: Performance of competing metrics while ranking real-world classifiers for fairness. ‘Linear with no fairness’ is the metric that comprises only the linear part of the oracle’s true quadratic fair metric from Definition 4 without the fairness violation, ‘Accuracy with eq. odds’ is the metric which weigh all classification errors and fairness violations equally (often used in practice), ‘Elicited via FPME [20]’ is the metric elicited using the procedure from Hiranandani et al. [20], ‘Elicited via Fair-QPME’ is the metric elicited by the proposed (quadratic) fairness metric elicitation procedure from Section 4 (also depicted in Figure 3),

With regards to fairness, we performed a similar experiment as above for comparing fair-classifiers’ ranking on Adult and Default datasets with gender as the protected group. There are two genders provided in the datasets, i.e., $m = 2$. We simulate fairness metrics as given in Definition 4 that gives ground-truth ranking of classifiers and evaluate the ranking by the elicited (fair-quadratic) metric using the procedure described in Section 4 (also depicted in Figure 3). In Table 3, we show the NDCG and KD-Tau values for our method and for three baselines: (a) ‘Linear with no fairness’, which is the metric that comprises only the linear part of the oracle’s true quadratic fair metric from Definition 4 without the fairness violation, (b) ‘Accuracy with eq. odds’ is the metric which weigh all classification errors and fairness violations equally, and (c) Fair Performance Metric Elicitation (FPME) procedure from [20].²

²While FPME [20] does not elicit a quadratic metric, one can still compare the elicited metrics based on how they rank candidate classifiers on real-world data.

We again see that the ranking by the metric elicited using the proposed fair-QPME procedure (Section 4) is closest to the ground-truth ranking. The metric elicited by FPME [20] ranks classifiers better than ‘Linear with no fairness’ and ‘Accuracy with equalized odds’; however, it is beaten by the proposed fair-QPME procedure.

I Extended Related Work

We discuss how the area of metric elicitation, in general, and our quadratic elicitation proposal, in particular, differ from three related fields: (i) preference elicitation in the decision theory literature, (ii) inverse reinforcement learning, (iii) ranking from pairwise comparisons using choice models.

I.1 Preference elicitation literature

Our work is related to decision-theoretic *preference elicitation*, however, with the following key differences. We focus on estimating the utility function (metric) explicitly, whereas prior work such as [6, 5] seek to find the optimal decision via minimizing the max-regret over a set of utilities. Studies that directly learn the utility [46] do not provide query complexity guarantees for pairwise comparisons. Formulations that consider a finite set of alternatives [6], are starkly different than ours, because the set of alternatives in our case (i.e. classifiers or rates) is infinite. Most papers focus on linear or bilinear [46] utilities except for [7] (GAI utilities) and [5] (Choquet integral); whereas, we focus on quadratic metrics which are useful for classification tasks, especially, fairness.

I.2 Inverse reinforcement learning (RL)

The idea of learning a reward/cost function in the inverse RL problems is conceptually similar to metric elicitation. However, there are many key differences. Studies such as [43, 60, 1] try to learn a linear reward function either by knowing the optimal policy or expert demonstrations. Not only is the type of feedback in these studies different from the pairwise feedback we handle, but the studies are focused on linear rewards. In contrast, our goal is to use pairwise feedback to elicit quadratic metrics which are important for classification problems, especially, fairness. Indeed nonlinear reward estimation in inverse RL problems has been tackled before [32, 14], but these are passive learning approaches and do not come with query complexity guarantees like we do. Because of the use of a complex function class, these methods are not easy to analyze. There has been some work on actively estimating the reward function in the inverse RL problems [34]; this work involves discretizing the feature space and using maximum entropy based ideas to elicit a distribution over rewards, which clearly uses a different set of modeling assumptions than us. A recent work [51] elicits reward functions through active learning, but is again tied to eliciting linear functions and provides limited theoretical guarantees; whereas, we specifically focus on quadratic elicitation with rigorous guarantees.

In summary, our work is significantly different from inverse RL methods, in that unlike them, we are tied to a particular geometry of the query space (the space of error statistics achieved by

feasible classifiers), and elicit quadratic (or polynomial) functions from pairwise comparisons, specifically, in an active learning manner.

I.3 Ranking from pairwise comparisons

Our work is also quite different from the use of choice models such the Bradley-Terry-Luce (BTL) model for rank aggregation. (i) Firstly, choice models such as BTL are commonly used to learn a aggregate global ranking of a finite set of N items from pairwise comparisons. The underlying problem involves estimating a N -dimensional quality score vector for the items [53]. In contrast, metric elicitation estimates an oracle’s classification metric, a function of a classifier’s error statistics. The applications for the two problems are very different: while ranking aggregation strategies using BTL are often prescribed for aggregating user opinions on a restaurant or product, metric elicitation seeks to find the right objective to optimize for a classification task. (ii) Secondly, the noise model in BTL is stochastic and depends on the distance between the quality of items; whereas, our noise model in Definition 5 is not stochastic and is oblivious to the distance of rates unless the rates are very close. (iii) Thirdly, while there is some work on the extended BTL model where items are represented by feature vectors [44], and the goal is to learn weights on the features to complete the ranking of the items, most of the work in this area considers a passive setting, where pairwise comparisons are assumed to be iid. In contrast, our work involves actively learning nonlinear utilities with theoretical bounds on query complexity. (iv) Lastly, the closest active learning work we could find with BTL models [38] does not generalize to feature-dependent utilities and is proposed for finding the top- k items, which is entirely different from metric elicitation.

Other fields that are less closely related to our work include learning scoring functions for supervised label ranking problems [15], and the more traditional metric learning literature, where the task is to learn a distance metric that captures similarities between data points, with the goal of using it for downstream learning tasks [31].