

Quantum Simulation of Light-Front Parton Correlators

M.G. Echevarria,^{1,*} I.L. Egusquiza,^{2,†} E. Rico,^{3,4,‡} and G. Schnell^{2,4,§}

¹*Department of Physics and Mathematics, University of Alcalá, 28805 Alcalá de Henares (Madrid), Spain*

²*Department of Physics, University of the Basque Country UPV/EHU, Apartado 644, 48080 Bilbao, Spain*

³*Department of Physical Chemistry, University of the Basque Country UPV/EHU, Apartado 644, 48080 Bilbao, Spain*

⁴*IKERBASQUE, Basque Foundation for Science, Plaza Euskadi 5, 48009 Bilbao, Spain*

(Dated: Saturday 11th June, 2022)

The physics of high-energy colliders relies on the knowledge of different non-perturbative parton correlators, such as parton distribution functions, that encode the information on universal hadron structure and are thus the main building blocks of any factorization theorem of the underlying process in such collision. These functions are given in terms of gauge-invariant light-front operators, they are non-local in both space and real time, and are thus intractable by standard lattice techniques due to the well-known *sign problem*. In this paper, we propose a quantum algorithm to perform a quantum simulation of these type of correlators, and illustrate it by considering a space-time Wilson loop. We discuss the implementation of the quantum algorithm in terms of quantum gates that are accessible within actual quantum technologies such as cold atoms setups, trapped ions or superconducting circuits.

PACS numbers:

I. MOTIVATION

Quantum chromodynamics (QCD), the quantum field theory of the strong interaction between quarks and gluons, has been an incredibly successful but at the same time challenging part of the Standard Model of particle physics. The strong force, mediated by gluons, acts therein on particles that carry one of the three color charges within an SU(3) symmetry group. The success of QCD is for instance manifested in precise predictions of high-energy phenomena based on factorization theorems. These separate the computational description of observables—such as scattering cross sections—into calculable matrix elements on one hand, and on the other, corrections arising from the change of energy or factorization scale of the process (“evolution”), starting from presently often non-calculable but universal quantities, which parameterize, among others, the composition or formation of those hadrons—such as protons—involved in the process [1]. The latter aspect constitutes one of the challenges: a long history of experimental as well as theoretical analyses have revealed a tremendously rich internal structure of the proton. On the other hand, QCD has so far failed to provide an equally reliable tool for precision calculation of a seemingly simple ground state, quite in contrast to the hydrogen atom in the framework of quantum electrodynamics (QED). Part of the challenge is the non-Abelian nature of QCD, with gluons (the gauge bosons) themselves carrying color charges, again quite in contrast to QED. This leads to color interaction not only

between quarks, but also between quarks and gluons or even just between gluons, providing a mechanism for peculiar aspects of hadron structure and formation, such as the still hypothetical glue-balls, or confinement.

The modern view of the proton structure goes far beyond the original quark-parton model of collinear moving quarks (and gluons) in a highly energetic proton [2, 3]. It now includes correlations between the various spin orientations of the parent proton as well as of its constituents and the constituents’ longitudinal and transverse momentum components (or even position), where the latter are with respect to the x^+ (“light-front time”) light-front direction.¹ These correlations are typically cast in terms of parton distribution functions (PDFs), or—in the particular case of including transverse-momentum degrees of freedom—transverse-momentum-dependent PDFs. They are complementary to other characteristics such as form factors or generalized parton distributions (see, e.g., Ref. [8]). All these functions encode the multi-dimensional structure of nucleons in terms of different correlations between the momentum/spin of the considered parton and its parent hadron, and are currently constrained through experimental data.

A recurring challenge in this respect is the formulation of physical quantities in a quantum field theory. Basically all high-energy probes, hadron-structure studies in deep-inelastic scattering (DIS), or searches for physics beyond the Standard Model in proton-proton collisions at the Large Hadron Collider, involve non-local operators. To complicate issues, these operators are not only separated

*Electronic address: m.garciae@uah.es

†Electronic address: inigo.egusquiza@ehu.es

‡Electronic address: enrique.rico.ortega@gmail.com

§Electronic address: gunar.schnell@desy.de

¹ The light-front coordinate system [4], with $x^\pm \equiv (x^0 \pm x^3)/\sqrt{2}$ and $x^\perp \equiv (x^1, x^2)$, where $x = (ct, \vec{x})$, is a natural choice for describing high-energy interactions [5–7].

in space but often involve light-like and thus real-time separation as well.

Let us consider the DIS process in more detail. It can be proven that in the so-called Bjorken limit, the cross-section for DIS (see Fig. 1) can be factorized in terms of a partonic cross section, which is perturbatively calculable, and the non-perturbative PDFs (see, e.g., Ref. [9]):

$$\sigma(\xi, Q^2) = \sum_f \int_{\xi}^1 d\bar{\xi} \hat{\sigma}(\bar{\xi}, Q^2) f_{f/P}(\xi/\bar{\xi}) + \mathcal{O}\left(\frac{\Lambda_{\text{QCD}}}{Q}\right). \quad (1)$$

Here, $\xi = Q^2/(2pq)$, with p the momentum of the proton, and $-Q^2 = q^2$ is the squared invariant mass of the exchanged virtual photon of momentum q . In order to keep power corrections under control, i.e., for the factorization theorem to be a good approximation, Q^2 should be large (larger than the typical infrared QCD scale $\Lambda_{\text{QCD}} \sim 1$ GeV).² The operator definition of the quark PDF, e.g., appearing in the integrand of Eq. (1), is

$$f_{f/P}(\xi) = \sum_S \int \frac{dy^-}{2\pi} e^{-i\xi p^+ y^-} \times \langle PS | [\bar{\psi} \mathcal{U}](y^-) \frac{\gamma^+}{2} [\mathcal{U}^\dagger \psi](0) | PS \rangle, \quad (2)$$

where $f_{f/P}(\xi)$ gives the number density of unpolarized quarks of flavor f with a longitudinal fraction ξ of the proton momentum p inside an unpolarized nucleon, which has spin S . Here, y^- (p^+) is the $-$ ($+$) light-front coordinate (momentum), γ^+ is the adequate Dirac matrix to single out unpolarized quarks, $|PS\rangle$ denotes the proton state, and ψ the quark field. The Wilson line \mathcal{U} ensures gauge invariance when bracketing wave functions at different space-time coordinates (0 and y^- , separated here on the light-front). In general, the actual path of the Wilson line depends on the quantity of interest and process used as the probe. In the case of DIS, one has a future-pointing Wilson line³

$$\mathcal{U}(y) = P \exp \left[-ig_s \int_0^\infty ds n_- \cdot A(y + sn_-) \right], \quad (3)$$

where P denotes path ordering, g_s the strong coupling, and A is the gauge field. Physically, a Wilson line accounts for an infinite number of gluon emissions from a

fast-moving parton, parallel to its direction of motion. For the PDF in Eq. (2), relevant for DIS, one can see that the path followed by the Wilson lines consists in a Wilson line that goes from 0 to infinity in the $-$ light-cone direction, and then comes back from infinity to y^- . By contrast, for the Drell-Yan process—the annihilation of a quark and an antiquark from two colliding protons into a virtual photon, subsequently decaying into a lepton pair—the path extends to negative infinity and then back to y^- . Nevertheless, these two PDFs with seemingly different paths turn out to be exactly the same. They are thus universal, i.e., PDFs constrained in one process can be used directly in the calculation of another process, which makes the formalism used here predictive and so attractive. It may be noted that this strict universality is valid for a selected class of such non-perturbative quantities, while others might be subject to a certain degree of process dependence.

This analysis can be generalized to other and in parts more complicated processes, such as Higgs-boson or jet(s) production in proton-proton collision, fragmentation into hadrons in DIS, electron-positron annihilation, or proton-proton collision, as well as including dependence on the polarization(s) of involved hadrons and/or partons. In all these processes, if factorization can be proven to hold, the general structure is always schematically given by

$$\sigma = \hat{\sigma} \otimes [\text{non-perturbative function(s)}],$$

where $\hat{\sigma}$ is the perturbatively calculable partonic version of the full cross section, the \otimes stands for the necessary kinematical convolutions, and the non-perturbative functions are the relevant ones for the considered process. These comprise (un)polarized PDFs, transverse-momentum-dependent functions (TMDs), generalized parton distributions (GPDs), jet functions, fragmentation functions, to name a few.

Most of the non-perturbative hadronic quantities are given in terms of non-local operators in both space and time. They cannot be calculated in perturbation theory, and two main procedures have been followed to determine them. On one hand, global QCD analyses, which make use of factorization theorems, model them and fit the parameters using experimental data. Thanks to their universality, they can be extracted from a given set of processes and applied in others. However, this approach has several limitations, starting from the lack of data to fully constrain their functional dependence, model bias, and limited precision of factorization theorems. On the other hand, lattice QCD has evolved into a very successful tool during the last decade, in particular for calculating various static properties of the proton. However, it still sheds little light on dynamic properties, such as PDFs, TMDs, GPDs and alike. The main problem for lattice QCD in that respect is that these functions are given in terms of non-local operators in space-time. One thus faces the well-known *sign problem* [10], which pre-

² More precisely, the Bjorken limit corresponds to large photon virtuality Q^2 and squared hadronic center-of-mass energy $(p+q)^2$, with ξ staying fixed.

³ A generic vector a^μ is decomposed as $a^\mu = a^+ n_+^\mu + a^- n_-^\mu + a_\perp^\mu$ with $a^+ = n_- \cdot a$, $a^- = n_+ \cdot a$, $n_+ = (1, 0, 0, 1)/\sqrt{2}$, $n_- = (1, 0, 0, -1)/\sqrt{2}$, $n_+^2 = n_-^2 = 0$, and $n_+ \cdot n_- = 1$.

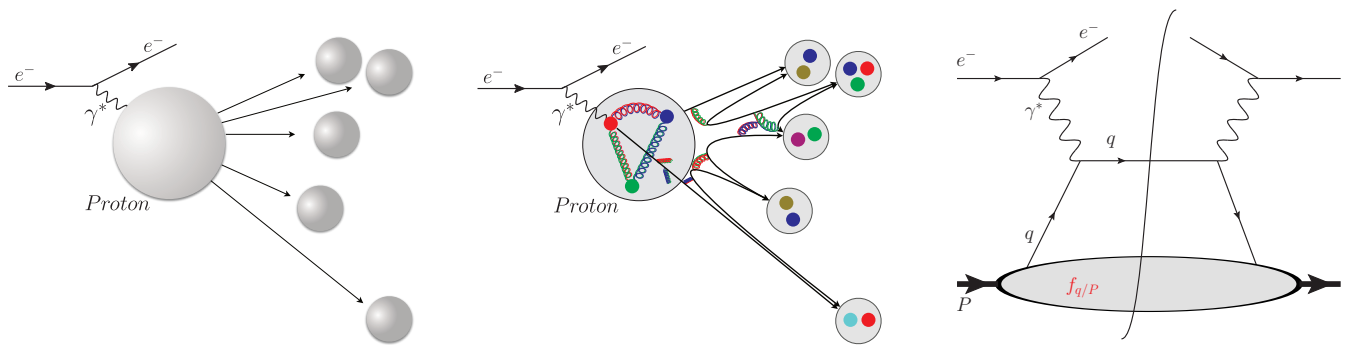


FIG. 1: Schematic view of the deep-inelastic-scattering process. Left panel: cartoon of the experimentally observable initial- and final-state particles. Middle panel: sketch of the partonic interpretation in terms of interactions between elementary particles. Right panel: its field-theoretical description as a leading-order Feynman diagram, which depicts the factorization in terms of the partonic process, i.e., electron-quark scattering through the exchange of a virtual photon γ^* , and the non-perturbative parton distribution function, which gives the probability to find such a quark inside the proton (see the text for more details). The vertical cut and the resulting mirror symmetry implies summation over all possible final hadronic states, leaving only a dependence of the cross section on the proton structure.

vents Monte Carlo techniques from being applied.⁴ Moreover, these *classical* simulations require vast amounts of computing resources.

Therefore, already during the early times of lattice QCD, the use of quantum simulators and quantum computers to overcome these problems had been put forward. But only with the advent of modern quantum technologies it appears possible to solve problems in QCD where classical approaches fail or face enormous computational requirements [12–14].

Quantum simulators and quantum computers directly exploit quantum mechanical concepts such as superposition and entanglement of quantum states [15]. A fundamental reason for the exponential increase in computational power in these quantum devices is quantum entanglement, i.e., quantum correlations, among the local degrees of freedom, which allows an exponential increase in the amount of information.

A general quantum state for a set of n sites, with d possible quantum levels at each site requires d^n complex amplitudes for its description (setting normalization aside). A classical computer will need to keep track of all these amplitudes, which means an exponential growth of memory requirements with the quantum system size. In addition to this, some quantum protocols achieve a much better scaling of computational time with the system size than any classical algorithm for the same problem [16, 17].

Quantum information science and technology (QuIST) is currently one of the fastest growing interdisciplinary fields of research. QuIST has brought new tools and per-

spectives for the calculation and computation of strongly correlated quantum systems. Understanding a dynamical process as a quantum circuit and the action of a measurement as a projection in a Hilbert space are just two instances of this quantum framework. In recent years, the scientific community has been considering several quantum technologies such as cold atoms [18], trapped ions [19], or superconducting circuits [20] as promising candidates for the realisation of a wide variety of dedicated quantum evolutions with high degree of control.

Given these advances, it is clear that the applicability of QuIST to the study of physical problems is a burning question. One possible approach is to build a multipurpose (universal, programmable) quantum computer. Yet another one has its roots in Feynman’s first intuition of quantum computers [21, 22]: if quantum hardware able to precisely reproduce another physical quantum model exists, this would provide us with a powerful investigation tool for computing the observables of the model, and to verify or compare its prediction with the physical system. In other words, having a quantum simulator for the physical problem of interest.

Today, the research frontier is at the edge of having universal quantum computers and quantum simulators able to perform such investigations beyond proof-of-principle analysis. Indeed, the quantum platforms mentioned above (cold atoms, trapped ions, superconducting circuits) are genuine quantum systems where the available experimental techniques offer an impressive degree of control together with high-fidelity measurements, thus combining two fundamental requirements for a quantum simulator. In this way, detailed studies and proposals have been put forward to perform quantum simulations of lattice QCD in the near and mid-term [23–27].

Let us therefore consider the conceptual requirements for quantum simulation of the quantities of interest in proton structure, such as $f_{f/P}(\xi)$ in Eq. (2). We would

⁴ Time dependence, as needed for dynamic properties, is currently achieved only via detours, e.g., moments of operators or, more recently quasi- or pseudo-operators (see, e.g., Ref. [11]).

need to encode in the quantum degrees of freedom at our disposal both matter and gauge fields. We would need to carry out measurements associated with the state $|PS\rangle$. And we need time evolution, since the Wilson line $\mathcal{U}(y)$ is non-local in time. Furthermore, we need to ensure that we are actually simulating gauge-invariant quantities.

The central open problem in this list is the one we address here: to have a quantum simulation algorithm for time-dependent quantities that are gauge invariant. Thus, as a first step towards that goal, we will consider a pure gauge model and the relevant gauge-invariant quantity: a space-time Wilson loop.

This paper is organized as follows. In Section II we tackle the discretized construction of space-time Wilson loops along two approaches, equivalent for the Abelian case: first the plaquette-based approach, valid for Abelian models, and then a link-based approach, valid for any gauge group. In the plaquette approach we present a new crucial component, the time-oriented fundamental plaquette. For the link-based approach we construct in detail the opening, propagation, and closing of the relevant lines in terms of fermionic hopping terms with gauge mediation, that preserve gauge invariance throughout. In Section III we discuss the quantum simulation of space-time Wilson loops in both approaches for the concrete case of a pure $Z(2)$ gauge model, in terms of circuits of quantum gates. In Section IV we present a proof-of-principle computation that makes use of the algorithm. Finally, in Section V, we discuss the main findings with a view towards further developments.

II. SPACE-TIME WILSON LOOPS: DEFINITION

As already mentioned in the motivation, the main goal of this paper is the investigation of quantum algorithms for the simulation of operators non-local in time and space, in particular space-time Wilson loops. In that regard we consider here pure gauge theory, in which we can develop the key features of the algorithm without introducing further complications (such as the hadronic state, matter fields, etc.). The discussion of the algorithm for other hadronic quantities, such as PDFs, will be pursued in the future.

In fact, space-time Wilson loops are very relevant matrix elements by themselves as well, in the context of nucleon structure and in particular for TMDs. For instance, a Wilson loop along both light-cone directions, the so-called “TMD soft function”, determines the non-perturbative anomalous dimension which controls the rapidity evolution of the TMDs (see, e.g., Refs. [28, 29]). Also, a Wilson loop along one light-cone direction can be related to gluon TMDs at high energy, or the so-called small- ξ limit (see, e.g., Refs. [30, 31]).

Plaquette-based space-time Wilson loop

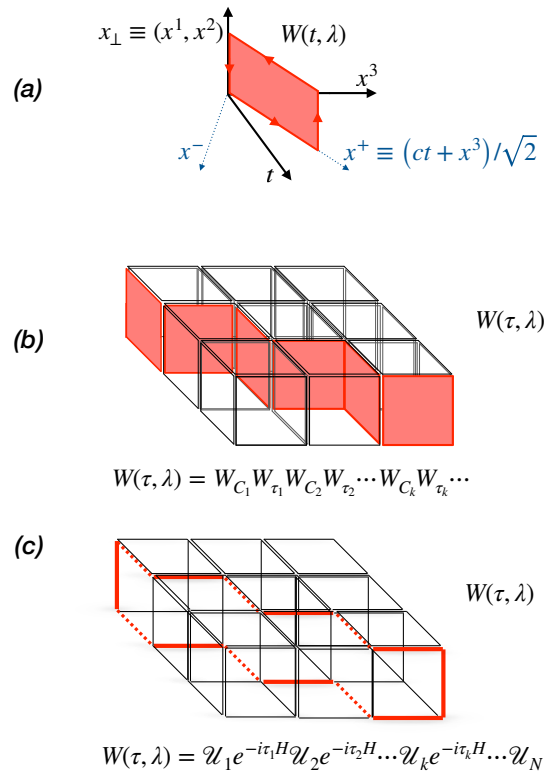


FIG. 2: (a) Wilson loop in the light front split in spatial and temporal planes. (b) Every space-time Wilson loop in an Abelian model can be built as the product of minimal Wilson loops in a stroboscopic evolution of spatial and temporal Wilson loop. (c) From a link-based construction for any (Abelian and non-Abelian) Wilson loop, the stroboscopic sequence is given by spatial Wilson lines and temporal Hamiltonian evolutions.

To quantum simulate space-time Wilson loops, first we should define these operators in an explicit gauge-invariant form in a Hamiltonian formulation. From the classical statistics definition of a gauge-invariant model [32–35], a Wilson loop $\mathcal{W}_{\mathcal{C}} = \text{Tr} [U(\mathcal{C})]$ is a path-ordered unitary operator built as the product of unitary elements of the representation of the gauge group $U(e_i)$ at each link e_i of a closed path \mathcal{C} . We shall also use the name links for these unitary operators. The trace is taken in the color indices and the Wilson loop is an operator acting on the quantum Hilbert space of the corresponding degrees of freedom. As we are dealing with loops, that is, closed paths, gauge invariance is guaranteed. In order to simulate them, notice that every Wilson loop in an Abelian gauge theory can be built out of the composition of minimal Wilson loops defined in a minimal plaquette which will be our starting point.

So as to consider space-time Wilson loops, we need to take into account the special character of the temporal

direction. In the search of the definition of the quantum Hamiltonian [36, 37], this temporal direction is taken as continuous, and the transfer matrix method provides us with the Hamiltonian. It is convenient to choose the temporal gauge, in which the links in the temporal directions are set to the identity.

Back to the composition of a space-time Wilson loop in terms of minimal plaquettes, we see that we need two types of minimal plaquettes. First, the pure spatial ones $\text{Tr}[U(e_1, t)U(e_2, t)U(e_3, t)U(e_4, t)]$, where the time instant t is fixed, and the four links e_i form the boundary of a minimal square plaquette. Second, the temporal ones given by $\text{Tr}[U(e_i, \tau/2)U(e_i, -\tau/2)] = \text{Tr}[U(e_i)e^{-i\tau H}U(e_i)]$, where the spatial index e_i is fixed and as stated above the temporal gauge has been chosen, which explains why only two unitaries appear for the four links of the plaquette, namely e_i at instant $-\tau/2$, the same link at later time $\tau/2$ traversed in the opposite direction, and the two links in the temporal direction connecting the ends of the two spatial ones. For Abelian gauge models these two types of plaquettes the complete required the required set, and any space-time Wilson loop will be approximated by sequences of fundamental plaquettes.

Let us now make use of the temporal gauge to give explicit expressions for the temporal plaquettes in some Abelian examples:

a. Discrete Abelian $Z(2)$ gauge model. In a $Z(2)$ gauge theory, the group element $U(e_i) = \sigma_3(e_i)$ is given by the third Pauli matrix. Notice that the local Hilbert space is \mathbb{C}^2 and, as an Abelian theory, there is no color index. The spatial plaquettes are given by $\sigma_3(e_1, t)\sigma_3(e_2, t)\sigma_3(e_3, t)\sigma_3(e_4, t)$ acting on $(\mathbb{C}^2)^{\otimes 4}$. The temporal plaquettes are given by

$$\begin{aligned} \sigma_3(e_i, \tau/2)\sigma_3(e_i, -\tau/2) &= \sigma_3(e_i)e^{-i\tau H}\sigma_3(e_i) \\ &= e^{-i\tau[H+2\sigma_1(e_i)]}, \end{aligned} \quad (4)$$

with Hamiltonian

$$H = -\sum_i \sigma_1(e_i) - \lambda \sum_{\square} \sigma_3(e_1)\sigma_3(e_2)\sigma_3(e_3)\sigma_3(e_4), \quad (5)$$

where $\sigma_1(e_i)$ is the first Pauli matrix, such that $\sigma_1\sigma_3 = -\sigma_3\sigma_1$, λ is the coupling constant, and the first sum in the Hamiltonian is over all links i in the lattice and the second sum is over all minimal square plaquettes \square . We shall further examine this Hamiltonian in section IV.

b. Continuous Abelian $U(1)$ gauge model. In a $U(1)$ gauge-invariant model, the Hamiltonian is given by

$$H = \sum_i \frac{g^2}{2} L^2(e_i) - \frac{1}{g^2} \sum_{\square} \text{Re}[U(e_1)U(e_2)U(e_3)U(e_4)],$$

where g is the coupling constant and $[L(e_i), U(e_i)] = U(e_i)$ are conjugate variables. $U(e_i)$ is the group element and $L(e_i)$ the electric field. In this case, the minimal tem-

poral Wilson loop reads

$$\text{Tr}[U^\dagger(e_i)e^{-i\tau H}U(e_i)] = e^{-i\tau[H+\frac{g^2}{2}(2L(e_i)+1)]}. \quad (6)$$

Thus, as we have seen in the examples of Eqs. (4) and (6), elementary temporal Wilson loops appear as unitary temporal evolution, with the Hamiltonian H , obtained from the transfer matrix method, being modified by the additions of an operator $O(e_m)$ localized on the relevant link e_m , i.e., $\mathcal{W}_{\tau_m} = e^{-i\tau_m[H+O(e_m)]}$. This structure is universal, while the concrete additional operator $O(e_m)$ is model dependent

Restating our objective of constructing Wilson loops, spatial Wilson loops $\mathcal{W}_{\mathcal{C}_n}$ correspond to path-ordered unitary operators $U(e_i)$ on contiguous links forming a closed loop \mathcal{C}_n , i.e., $\mathcal{W}_{\mathcal{C}_n} = \mathcal{P}_{\otimes_{e_i \in \mathcal{C}_n}} U(e_i)$ [38–40]. Thus the complete space-time Wilson loop can be stroboscopically decomposed in spatial and temporal Wilson loops given by

$$\mathcal{W} = \mathcal{W}_{\mathcal{C}_1}\mathcal{W}_{\tau_1}\mathcal{W}_{\mathcal{C}_2}\mathcal{W}_{\tau_2}\cdots\mathcal{W}_{\mathcal{C}_k}\mathcal{W}_{\tau_k}\cdots, \quad (7)$$

and in the next section we shall examine its realization in terms of quantum gates.

Link-based space-time Wilson loop

In a second approach, we explicitly build a non-Abelian space-time Wilson-loop operator by 1) inserting a quark-antiquark pair in adjoining sites that are part of the path of the Wilson loop; 2) parallel transport of the quark and antiquark quantum states in opposite directions along the loop; and 3) annihilation of the quark-antiquark pair to close the loop. Each of these three set of actions is achieved, in the simulation, by acting on reference states of gauge and matter with gauge-invariant hopping operators. As they are hopping terms, they pertain to the spatial part of the Wilson loop. Thus, to have a space-time Wilson loop we need to incorporate in this description the temporal links. These are simply achieved by temporal evolution with the transfer matrix Hamiltonian of the gauge model, with no evolution for the quarks and antiquarks. That is to say, the matter fields are non-dynamical and ancillary.

In other words, by quark here we mean that an ancillary degree of freedom has been loaded with a fermion, $|\alpha\rangle = \psi_\alpha^\dagger|0\rangle$, where we use the label α as in the colour indices of the unitaries of the group. The initial action of the construction is loading a couple of adjoining sites along the path with an N -quark singlet state of $SU(N)$, thus totally antisymmetric, that can be understood as a maximally entangled state of a quark-antiquark pair (*meson*),

$$|m\rangle \equiv \frac{1}{N^{1/2}} \sum_{\alpha=1}^N |\alpha(1), \bar{\alpha}(2)\rangle, \quad (8)$$

where

$$|\bar{\alpha}\rangle = \frac{1}{(N-1)!} \sum_{\beta_i} \epsilon^{\alpha\beta_1\cdots\beta_{N-1}} \psi_{\beta_1}^\dagger \cdots \psi_{\beta_{N-1}}^\dagger |0\rangle,$$

with $\epsilon^{\alpha\beta_1\cdots\beta_{N-1}}$ being the totally antisymmetric tensor and N the number of colors, is understood as an "anti-quark" with color α .

The labels 1 and 2 in the meson state (8) correspond to the sites where the quark and antiquark are located. In this context, sites are the endpoints of links, and will conceptually be locations for the ancillary matter fields. In the actual process of simulation the ancillary fermionic states could be coded in a different physical location and in fact be reused to describe different sites of the simulation. Leaving that for the implementation, in what follows we will be working with fermionic operators acting on different sites, the ancillary matter sites or lattice vertices, where the matter field operators $\psi_{\alpha,j}$, with color index α and spatial index j , live. Their statistics is fermionic, i.e., $\{\psi_{\alpha,j}, \psi_{\beta,k}^\dagger\} = \delta_{\alpha,\beta} \delta_{j,k}$, and there is a local reference state (*vacuum* or *empty singlet*) $|0(j)\rangle$ such that $\psi_{\alpha,j}|0(j)\rangle = 0$, $\forall \alpha, j$; there is a second reference state (*full singlet*) $|\bar{0}(j)\rangle = \frac{1}{N!} \sum_{\beta_i} \epsilon^{\beta_1\cdots\beta_N} \psi_{\beta_1}^\dagger \cdots \psi_{\beta_N}^\dagger |0(j)\rangle$ such that $\psi_{\beta,j}^\dagger |\bar{0}(j)\rangle = 0$, $\forall \beta, j$; notice that $|\bar{\alpha}\rangle = \psi_\alpha |\bar{0}\rangle$.

Other than the two sites referenced in the meson state (8), all ancillary matter sites are initialised to a reference state, either $|0(j)\rangle$ or $|\bar{0}(j)\rangle$. In fact, the meson state $|\mathbf{m}\rangle$ will be obtained by applying on the total vacuum state $|0(1)\rangle|\bar{0}(2)\rangle$ the creation/annihilation hopping term of Eq. (11), that we will describe shortly. For the time being consider the initial meson state as given, and we shall now propagate the quark and antiquark states along spatial links, until a point where a temporal evolution is necessary. When the discretization of the Wilson loop that is desired requires again spatial links, the propagation of the quark and antiquark resumes as we now describe.

The (spatial) propagation of the quark state proceeds by acting on a succession of $|0(j)\rangle$ states sequentially with gauge-invariant hopping terms of the form

$$u_{12} = \exp \left\{ \frac{-i\pi}{2} \sum_{\alpha\beta} \left[\psi_{\alpha,1}^\dagger U_{\alpha\beta}(e) \psi_{\beta,2} + \text{h.c.} \right] \right\} \quad (9)$$

$$\rightarrow (-i) \left[\psi_{\alpha,1}^\dagger U_{\alpha\beta}(e) \psi_{\beta,2} + \text{h.c.} \right],$$

where e corresponds to the link between sites 1 and 2 along the minimal Wilson line, and the last assignment is valid in the single quark sector. We have to identify on which part of the Wilson line we shall propagate the quark and on which one the antiquark. In the quark propagation part all the matter sites will be initially set to the $|0\rangle$ state, while those deemed to support the antiquark will be prepared in the $|\bar{0}\rangle$ state.

For definiteness, let us assume an initial spatial part of the Wilson line to be of odd length $L+1$. We ini-

tialize two ancillary sites in the entangled singlet state, $\sum_\alpha |\alpha(A_{L/2}), \bar{\alpha}(B_{L/2})\rangle$. We use the notation $A_{L/2}$ and $B_{L/2}$ to signal that we will be moving out of the center at $L/2$ and take this entanglement to the two boundaries of the line. The links enumerated with 1 to $L/2-1$ will be carrying the quark, and thus set to $|0\rangle$, while those branching out from $B_{L/2}$ to L , corresponding to the spatial propagation of the quark, will be initialised to $|\bar{0}\rangle$.

The quark will move out of the center because of the action of hopping term (9) on this initial state with the central meson, as follows:

$$u_{L/2-1, L/2} |0(L/2-1)\rangle \otimes |\alpha(A_{L/2}), \bar{\alpha}(B_{L/2})\rangle$$

$$= |\beta(A_{L/2-1})\rangle U_{\beta\alpha}(e_{L/2-1}) \otimes |0(L/2), \bar{\alpha}(B_{L/2})\rangle.$$

Iterating this process with contiguous links towards the initial point of the line, a Wilson line operator of the form $|\alpha(A_1)\rangle U_{\alpha\beta}(e_1) U_{\beta\gamma}(e_2) \cdots U_{\mu\nu}(e_{L/2-1}) |\bar{\nu}(B_{L/2})\rangle$ is built, where all the internal color indices are contracted in a path order product of parallel transporters, the initial and final color indexes are contracted with the ancillary matter sites and the intermediate matter sites are uncoupled in a product state of empty states.

In a similar way, the *anti-quark* state $|\bar{\nu}\rangle$ can be parallel transported towards the end of the line, if the contiguous ancillary *anti-matter* sites are initialized to the full reference states $|\bar{0}(j)\rangle$, $\forall j > L/2$. Then, the complete Wilson line operator will be

$$U(A_1, B_L) = \frac{1}{N^{1/2}} \sum_{\alpha\beta\cdots\mu\nu\omega\theta\phi} |\alpha(A_1)\rangle |\bar{\phi}(B_L)\rangle$$

$$U_{\alpha\beta}(e_1) \cdots U_{\mu\nu}(e_{L/2-1}) U_{\omega\nu}^*(e_{L/2}) \cdots U_{\phi\theta}^*(e_{L-1}) \quad (10)$$

$$= \frac{1}{N^{1/2}} \sum_{\alpha\phi} |\alpha(A_1)\rangle U_{\alpha\phi}(e_1, \cdots, e_{L-1}) |\bar{\phi}(B_L)\rangle$$

This operator acts in a space slice of constant time t in the space-time. Then we will evolve the system with the unitary operator $e^{-i\tau H}$ for a time interval τ . The Hamiltonian in our construction only involves the gauge degrees of freedom and the ancillary matter degrees of freedom have no dynamics, as stated previously. Their only role is as registers of the color indices.

After the final spatial Wilson line, that leaves the first and last matter sites as neighbours, and in order to complete the loop, we need a different hopping term between the first and the last matter sites. This comes about because in the Wilson loop there is a clear path ordering with a definite orientation. We introduce an ancillary qubit such that we have at our disposal the following hopping term

$$u_{B_L 1} = \exp \left\{ \frac{-i\pi}{2N^{1/2}} \sum_{\beta} \left[\psi_{\beta, B_L}^\dagger \sigma^+ \psi_{\beta, A_1} + \text{h.c.} \right] \right\}. \quad (11)$$

This will be applied to a Wilson lines with ancillary degrees of freedom $|\bar{\phi}(B_L)\rangle |\downarrow\rangle |\alpha(A_1)\rangle$, where the

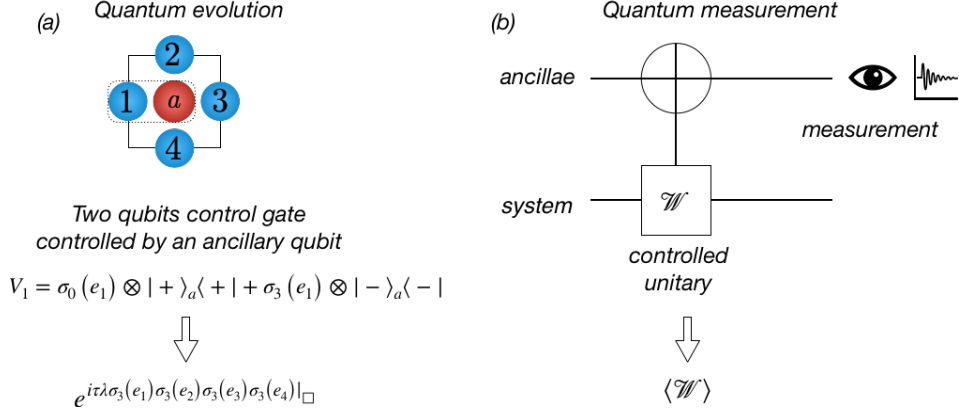


FIG. 3: Quantum controlled gates as the core for the quantum evolution and the quantum measurement. (a) A two qubit quantum controlled gate is the basis of plaquette or magnetic interactions in the gauge-invariant model (b) Entangling a quantum many-body system with an ancillary qubit using a controlled Wilson gate is the basis for measuring any Wilson loop in the many-body system

state $|\downarrow\rangle$ is the extra qubit degree of freedom such that $\sigma^+|\downarrow\rangle = |\uparrow\rangle$. In fact, we can understand this additional qubit as a local $U(1)$ gauge element, thus justifying our understanding of this term as hopping with a $U(1)$ mediator.

Specifically for the case at hand, the action of this operator on the matter sites couples just two quantum states:

$$u_{BL} \frac{1}{N^{1/2}} \sum_{\gamma} |\bar{\gamma}(B_L) \downarrow \gamma(A_1)\rangle \\ = i(-1)^N |\bar{0}(B_L) \uparrow 0(A_1)\rangle.$$

If we measure the ancillary qubit, the probability to be in the $|\uparrow\rangle$ state is proportional to the Wilson loop, $P_{\uparrow} = \left| \frac{\text{Tr}(\mathcal{U})}{N} \right|^2$, with Tr the standard trace over color indices. Thus, when the outcome of our measurement is \uparrow , we are assured that our Wilson loop has been constructed and is applied to the gauge links in the many-body quantum state, non-destructively [41].

Notice furthermore that if the central pair of sites in the first spatial part of the line were adjoined with the same ancillary qubit, and the latter were prepared in the $|\uparrow\rangle$ state, then the action of (11) would create the desired meson state. As we see, the link approach we have presented requires, other than the Hamiltonian for the gauge degrees of freedom, of two types of hopping terms. The second kind of hopping, Eq. (11), requires an additional qubit, that can be reused with no additional overhead. The first hopping term, Eq. (9), acts just on the quark/antiquark vacuum and the previously evolved state.

III. SPACE-TIME WILSON LOOPS: QUANTUM SIMULATION

Plaquette-based space-time Wilson loop

Every step in the stroboscopic decomposition of Eq. (7), be it \mathcal{W}_{C_n} or \mathcal{W}_{τ_m} , is gauge-invariant by construction. This digital (stroboscopic) approach renders any possible Abelian gauge symmetry amenable to quantum simulation. The decomposition presented in Eq. (7) leads to products of local or electric terms and minimal plaquette or magnetic terms. We therefore need implementable simulations of these minimal gauge-invariant operators. For clarity, in what follows, we will describe fully this algorithm for the simplest pure $Z(2)$ gauge-invariant model [42–44].

A reasonable minimal demand for the physical implementation of this process is the availability of two types of unitary gates: i) local ones of the form $e^{i\tau \sigma_1(e_i)}$ for some given time interval τ , and ii) collective ones that are the exponentiation of plaquette operators $\sigma_3(e_1)\sigma_3(e_2)\sigma_3(e_3)\sigma_3(e_4)|\square$ for a time interval τ .

Given this set, the relevant temporal plaquette Eq. (4) is at our disposal as well by means of a Trotter approximation, while the spatial plaquettes correspond to the particular value $\tau = \pi/2$ of the collective unitaries.

In actual fact, it is rather unlikely that we will have a four-link unitary operator at our disposal, so it behoves us to provide a constructive method for it. In particular, it can be achieved by the action of a two-qubit gate, controlled by an ancillary qubit (denoted by subindex a), and acting on the e_i link, $V_i = \sigma_0(e_i) \otimes |+\rangle_a \langle +| + \sigma_3(e_i) \otimes |-\rangle_a \langle -|$, where $|\pm\rangle$ are eigenstates of $\sigma_1|\pm\rangle = \pm|\pm\rangle$, and σ_0 is the identity. For a given spatial loop, one applies an ordered sequence of these two qubit gates with a common ancilla, from the first to the last qubit around the closed loop, $V_{123\dots n,a} = V_1 V_2 V_3 \dots V_n = |+\rangle_a \langle +| +$

$\sigma_3(1)\sigma_3(2)\sigma_3(3)\cdots\sigma_3(n)|-\rangle_a\langle-|$.

In this manner, were the ancillary qubit prepared in the state $|-\rangle_a$, then

$$V_{123\cdots n,a}|-\rangle_a = \mathcal{W}_C|-\rangle_a = \mathcal{P}_{\otimes_{e_i \in C_n} \sigma_3(e_i)}|-\rangle_a, \quad (12)$$

thus constructing the spatial Wilson loop operator.

We also require the exponentiated form of a minimal loop for a given time τ . We start by preparing the ancillary qubit in the state $|\downarrow\rangle_a$. Here, $|\uparrow/\downarrow\rangle_a$ are defined by $\sigma_3|\uparrow/\downarrow\rangle = +/ - |\uparrow/\downarrow\rangle$. Next we apply the unitary operator $V_{1234,a}$, followed by the local evolution $e^{-i\lambda\tau\sigma_3(a)}$ and finally V_{1234}^\dagger , i.e.,

$$V_{1234,a}^\dagger e^{-i\lambda\tau\sigma_3(a)} V_{1234,a} |\uparrow\rangle_a = e^{i\tau\lambda\sigma_3(e_1)\sigma_3(e_2)\sigma_3(e_3)\sigma_3(e_4)|\square|} |\downarrow\rangle_a. \quad (13)$$

In this manner, we have achieved both the spatial (12) and temporal (13) plaquettes, as promised.

Link-based space-time Wilson loop

The link-based approach presented in the previous section is applicable to both Abelian and non-Abelian gauge invariant models. Nonetheless, for the sake of definiteness, we shall again present the quantum simulation for the pure $Z(2)$ gauge invariant model, now in this approach.

Our starting point is the assumption that we have access to two types of interactions: i) as in the previous section, local ones of the form $e^{i\tau\sigma_1(e_i)}$ for some given time interval τ , and ii) collective ones that involve the matter-gauge interaction of the form $H = \sigma_j^\dagger \sigma_3(e_j) \sigma_{j+1}^- + \text{h.c.}$, where the matter field plays an ancillary role in the whole process and presents no dynamics on its own.

With the matter-gauge interaction acting for a time $\pi/2$ on the matter states $|\downarrow_j \uparrow_{j+1}\rangle$, the result is the minimal Wilson line $|\uparrow_j\rangle \sigma_3(e_j) |\downarrow_{j+1}\rangle$. Iterating the process, any Wilson line on a time slide t can be built. For instance, the minimal plaquette Wilson loop is built by the action of the matter-gauge interaction in a closed loop around a plaquette $\sigma_3(e_1)\sigma_3(e_2)\sigma_3(e_3)\sigma_3(e_4)|\square$. Notice that the actual state of the ancillary matter degrees of freedom are completely decoupled from the Wilson loop. Finally, the dynamics of a single plaquette follows the description of Eq. (13), thus completing the necessary set of links and dynamics.

Non-demolition measurement of a space-time Wilson loop

Once the object of interest has been built, in our case the space-time Wilson loop, it is now necessary to obtain information from and about it. Let us put forward two schemes pertaining the quantum simulation of space-time Wilson loops.

(i) Local measurement in the local basis that diagonalizes the “electric” field, i.e., in a gauge-invariant basis. In this way, the experiment has to be repeated several times to obtain the distribution of the electric field in the lattice. This distribution is determined by the Wilson loop operator and the initial states of the gauge degrees of freedom.

(ii) Alternatively, a quantum non-demolition measurement of a spatial-temporal Wilson loop is possible, using a controlled Wilson loop with an ancillary qubit.

Let us define, for a general unitary operator U , a controlled version of it as $c-U = \mathbb{I}_{\text{syst}} |\downarrow\rangle_a \langle\downarrow| + U_{\text{syst}} |\uparrow\rangle_a \langle\uparrow|$. Its action on an arbitrary state of the system $|\psi\rangle_{\text{syst}}$ and the state $|+\rangle_a = \frac{1}{\sqrt{2}}(|\uparrow\rangle_a + |\downarrow\rangle_a)$ results in $c-U|\psi\rangle_{\text{syst}}|+\rangle_a = \frac{1+U_{\text{syst}}}{2}|\psi\rangle_{\text{syst}}|+\rangle_a + \frac{1-U_{\text{syst}}}{2}|\psi\rangle_{\text{syst}}|-\rangle_a$, whence, on measuring the probability of obtaining the state $+$, we obtain the expectation value of the Wilson loop

$$p_{+} = {}_{\text{syst}} \langle \psi | \frac{2 + U_{\text{syst}} + U_{\text{syst}}^\dagger}{4} | \psi \rangle_{\text{syst}} \quad (14)$$

In view of this, we now face the problem of building the controlled spatial-temporal Wilson loop. Let us first consider local terms $e^{i\tau \sum_{\vec{r}} \sigma_1(\vec{r})}$, for which the system-ancilla interaction given by $H_{\text{syst}-a}^\Gamma = \frac{\sigma_3(a)+1}{2} \sigma_1(\vec{r})$, when acting during an interval of time τ , results in the gate $c-U^\Gamma = \mathbb{I}_{\text{syst}} |\downarrow\rangle_a \langle\downarrow| + e^{i\tau \sum_{\vec{r}} \sigma_1(\vec{r})} |\uparrow\rangle_a \langle\uparrow|$. The spatial Wilson loops can be achieved in a similar way, with an interaction of the form $H_{\text{syst}-a}^C = \frac{\sigma_3(a)+1}{2} \sum_{\vec{r} \in \square} \sigma_3(\vec{r})$ for a time $\tau = \frac{\pi}{2}$, in which case the resulting quantum gate is $c-U^C = \mathbb{I}_{\text{syst}} |\downarrow\rangle_a \langle\downarrow| + \otimes_{\vec{r} \in \square} \sigma_3(\vec{r}) |\uparrow\rangle_a \langle\uparrow|$. As to the plaquette interaction, we can achieve it sequentially with two ancillary qubits, i.e.,

$$\begin{aligned} c-U^\square &= \mathbb{I}_{\text{syst}} |\downarrow\rangle_a \langle\downarrow| + e^{i\tau\lambda \sum_{\square} \sigma_3 \sigma_3 \sigma_3 \sigma_3} |\uparrow\rangle_a \langle\uparrow| |\downarrow\rangle_b \langle\downarrow| \\ &= V_{1234,b}^\dagger \left[\mathbb{I}_{\text{syst}} |\downarrow\rangle_a \langle\downarrow| + e^{-i\tau\sigma_3(b)} |\uparrow\rangle_a \langle\uparrow| \right] V_{1234,b} |\downarrow\rangle_b \end{aligned}$$

In summary, after the application of the sequence of controlled unitaries we have presented here, measurement of the ancillary qubit provides Eq.(14), the expectation value of the Wilson loop of interest.

Scaling

In any quantum simulation it is crucial to have at least an estimate of the number of qubits and gates that it requires. Even though this information does not suffice to determine its viability, since usually some gates will be more prone to error and will become a bottleneck for its application, it is relevant to assess its usefulness. In the case at hand, there are more aspects to consider, as we now analyze. There are two main differences between the plaquette and the link approaches in this regard.

In the plaquette proposal we have put forward for Abelian gauge theories we need a few ancillary qubits

that can be systematically reused, so in fact when it comes to the number of qubits it is determined by the coding of the Abelian degrees of freedom plus a rather small ancillary overhead. Gatewise, the number of different types of gates that need implementing is also moderate, as noted in this section. As to the actual number of gates, it will necessarily scale as L^2 , where L is the total length of the Wilson loop under investigation, in an area scaling law.

Passing now to the link-based approach, its ancillary content is somewhat more sophisticated, and dependent on the number of colours. On the other hand, the ancillary fermionic degrees of freedom need not be at our disposal for all vertices of the lattice. The system that codes a matter site can be reused straightforwardly with a reset to $|0\rangle$ or $|\bar{0}\rangle$, as the case might be. In the systematics of quark-antiquark propagation we actually only need four matter sites, in total. To these we should add a qubit for the opening/closing hopping unitary, as well. The coding of the non-Abelian gauge degrees of freedom will also be more demanding in terms of qubits than the Abelian case, if a digital coding is desired or available. The fact that the closing of the Wilson loop is probabilistic will add runtime to a simulation as well, certainly. To make up for these drawbacks, the link-based approach has the definite advantage that the number of gates will scale *linearly* with the length of the Wilson loop, L . In order to estimate fully the number of gates the degree of Trotterization [45, 46] would need to be determined, but the overall L^α scalings we have indicated here will be controlling.

IV. PROOF OF PRINCIPLE SIMULATION

In this last section, we explicitly compute the space-time Wilson loop shown in Fig. 2 and we check the effect of the Trotterization [45, 46] in the dynamics of the quantum simulation of a $Z(2)$ space-time Wilson loop.

The quantum Hamiltonian of a pure $Z(2)$ gauge invariant model is given by Eq. (5), that we present here again for reference

$$H = H_{\text{el}} + \lambda H_{\text{mag}} \\ = - \sum_i \sigma_1(e_i) - \lambda \sum_{\square} \sigma_3(e_1) \sigma_3(e_2) \sigma_3(e_3) \sigma_3(e_4),$$

here λ is the coupling constant and H_{el} (H_{mag}) corresponds to the electric (magnetic) interaction in the lattice gauge model. The local constraint around every vertex $+$ of the lattice due to the gauge symmetry reads as $\bigotimes_{e_i \in +} \sigma_1(e_i) |\text{phys}\rangle = |\text{phys}\rangle$. Alternatively, at each full vertex the projector onto physical states $P_{\text{phys}} = (1 + \bigotimes_{e_i \in +} \sigma_1(e_i)) / 2$ is of rank 8, and halves the number of degrees of freedom. Notice that in the full lattice one of the vertex projectors is redundant. It is well known [32] that the phase diagram of this model has two phases: for $\lambda \ll 1$ the system is in a confined phase, while

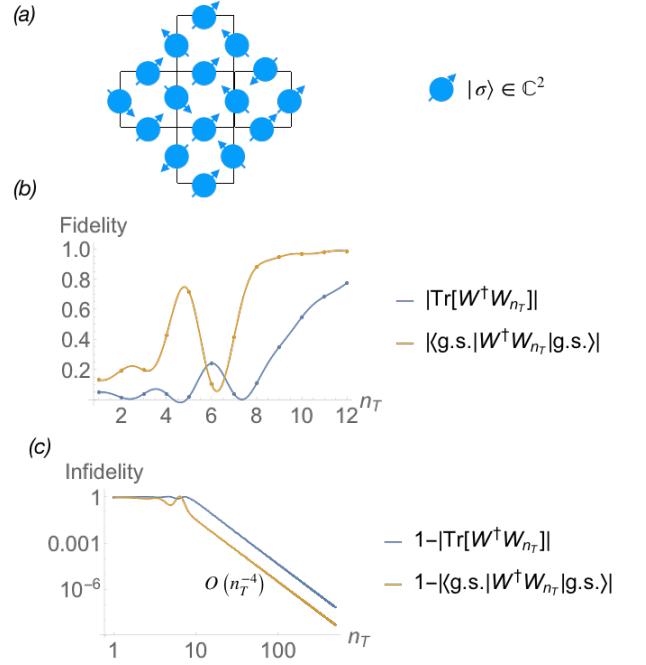


FIG. 4: a) Lattice setup for the quantum simulation of a minimal space-time Wilson loop. At every link of the lattice, there is a qubit. The total Hilbert space is of dimension 2^{16} , the gauge invariant or physical Hilbert space is of dimension 2^5 . b) Minimum Trotter steps n_T such that the fidelity of the Wilson loop is closed to one. c) Numerical results for the operator infidelity and ground state infidelity, where the error in the Wilson loop operator scales with the number of Trotter steps n_T like a power law, with an exponent $n_T^{-4.010(1)}$ for the operator infidelity and $n_T^{-3.9997(2)}$ for the ground state infidelity.

for $\lambda \gg 1$ in a deconfined one. At $\lambda \sim 1$, the model is critical, the mass gap goes to zero and the correlation length to infinity in the thermodynamical limit.

For the numerical simulation, we assume a minimal setup with 16 qubits in a “cross” configuration as shown in Fig. 4. Due to the gauge constraints around every vertex, the gauge-invariant or physical Hilbert space is of dimension 2^5 . We set the value of the coupling constant to $\lambda = 10$, as the system is thus close to its critical point.

Our objective is the simulation of light-front physics, and as a consequence we select the spatial and temporal lattice spacings of the same order, i.e., the evolution of the quantum Hamiltonian for a continuous time interval of the same order as the lattice spacing, $\tau \sim 1$, given by $e^{-iH} = e^{-i(H_{\text{el}} + \lambda H_{\text{mag}})}$, is the quantity of interest at this point. This fundamental evolution will be Trotter expanded as

$$e^{-iH} \simeq \left[e^{-iH_{\text{el}}/2n_T} e^{-i\lambda H_{\text{mag}}/n_T} e^{-iH_{\text{el}}/2n_T} \right]^{n_T}, \quad (15)$$

with n_T Trotter steps, in the second order symmetric Trotter–Suzuki approximation. We are assuming homo-

geneous Trotterization for all elementary time evolutions. In other words, n_T is the same for all evolutions from one time slice to the next. In more refined implementations of the algorithm an adaptive Trotterization might prove advantageous. Given a Wilson loop \mathcal{W} , we denote as \mathcal{W}_{n_T} its Trotterized version, i.e. the one obtained from the plaquette construction where the elementary evolution is decomposed according to Eq. (15)

We will consider two figures of merit for the quality of the quantum simulation of the space-time Wilson loop: *i*) the operator fidelity between the continuous time operator and the Trotterized one $|\text{Tr}[\mathcal{W}^\dagger \mathcal{W}_{n_T}]|$, with normalized trace ($\text{Tr}[1] = 1$); and *ii*) the ground-state fidelity $|\langle \text{g.s.} | \mathcal{W}^\dagger \mathcal{W}_{n_T} | \text{g.s.} \rangle|$, where $|\text{g.s.}\rangle$ corresponds to the ground state of the quantum Hamiltonian with a given coupling λ . Notice that the operator fidelity and the ground-state fidelity will in general be different. For general investigation of the Wilson loop the operator fidelity will be more relevant; for the explicit construction at hand, in which we have a reference state, in particular the ground state of the gauge model Hamiltonian, the second figure of merit will be of interest.

These figures of merit will be applied to investigate two questions. First, a numerical estimation of the range of sensible number of Trotter steps required for a reliable simulation. Second, the general scaling of fidelities with the number of Trotter steps. As is well known, the estimate bounds for fidelities in the Trotter approximation [46] are notoriously not sharp in general (see for instance how interference can suppress error so that it falls below the standard estimate in [47]), so it is of interest to investigate whether the asymptotic behaviour for infidelities (one minus the fidelity) deviates from the standard estimate, namely $O(n_T^{-4})$.

We therefore carry out numerical estimations of these figures of merit in the cross configuration we have described, as depicted in Fig. 4. First, we depict the fidelities as a function of n_T , the number of Trotter steps for each evolution in the discrete time interval τ . As usual, the fidelities are not a simple linear function in n_T , with a peculiar dip in the ground state fidelity for intermediate values. We see that for $n_T \sim 9$, the ground state fidelity is $|\langle \text{g.s.} | \mathcal{W}^\dagger \mathcal{W}_{n_T} | \text{g.s.} \rangle| \sim 0.95$, which can be competitive for many applications. One should bear in mind in this respect that this is the *total* fidelity for a highly nonlocal operator. Second, we depict the asymptotic behaviour of the infidelity with the number of Trotter steps. In this second scenario, both the ground state and operator infidelities behaviors are similar, decreasing the errors in the Wilson-loop operator with a power-law dependence $O(n_T^{-4})$, as expected for a second order Trotter–Suzuki approximation. Notice that the scaling regime appears already in the first decade, with a transient that will be, in general, dependent on implementation.

Finally, the link based approach will not be of particular advantage in this proof-of-principle example, with 14 links and 6 plaquettes. The result of a link approach will be identical in this Abelian case to the plaquette result,

and only to be advocated for much larger Wilson loops.

V. CONCLUSION AND OUTLOOK

Our objective in this work was to understand quantum simulation for non-local gauge invariant quantities with time evolution. In particular we have successfully concentrated our efforts on the quantum simulation of space-time Wilson loops, for which we have presented a plaquette-based approach adequate for Abelian gauge models and a link-based approach applicable both to Abelian and non-Abelian models. For the plaquette approach we have explicitly computed the time-oriented elementary plaquette in the temporal gauge for two models, and we have shown that the structure that appears in those two examples is general for models with a general electric plus magnetic (plaquette sum) hamiltonian. Coming now to the link-based approach, we have introduced the two basic hopping operators, the quark/antiquark spatial line propagation hopping and the quark-antiquark creation/annihilation hopping Hamiltonian, out of which one can construct any space-time Wilson loop. The number of ancillary degrees of freedom, additional to the pure gauge ones, is moderate, as they are reusable. The algorithm based on the link-approach is probabilistic in its success for non-Abelian models, deterministic for Abelian ones, and certain on success for both.

The space-time Wilson loop is relevant by itself and also in the context of transverse-momentum distributions, for instance, and the algorithm we propose here for its simulation can be implemented with current technologies for small sized Wilson loops. We have carried out a proof-of-principle numerical calculation for a small system size, that informs us as to the level of Trotterization likely to be required in a digital implementation.

This algorithm can potentially be applied to any light-front parton correlator, thus addressing one of the main obstacles of current lattice techniques, namely time dependence in parton correlators. In the current work we have discussed only pure gauge models. However, for any realistic parton distribution matter fields are needed. The simulation of minimal coupling between the gauge and matter field has been the subject of many theoretical proposals [13, 14] and there already exist scalable experimental realizations in cold atom setups [25]. While not trivial, a combination of those techniques with the algorithms presented here is certainly implementable in the foreseeable future, thus providing additional information and insight for hadron structure.

Acknowledgments

We thank M. Engelhardt for valuable lattice-QCD insights during the early stages of the manuscript.

M.G.E. is supported by the Spanish Science and Innovation Ministry grant PID2019-106080GB-C21. E.R. thanks the QuantERA project QTFLAG. E.R. and I.L.E.

acknowledge support of the Basque Government grant IT986-16.

-
- [1] J. Collins, *Foundations of perturbative QCD*. Cambridge University Press, 2013.
 - [2] J. D. Bjorken and E. A. Paschos, *Inelastic Electron-Proton and γ -Proton Scattering and the Structure of the Nucleon*, *Phys. Rev.* **185** (1969) 1975–1982.
 - [3] R. P. Feynman, *Very High-Energy Collisions of Hadrons*, *Phys. Rev. Lett.* **23** (1969) 1415–1417.
 - [4] P. A. M. Dirac, *Forms of Relativistic Dynamics*, *Rev. Mod. Phys.* **21** (1949) 392–399.
 - [5] X. Ji, *Quantum Field Theory in Light-Front Coordinates*, *Comments Nucl. Part. Phys.* **21** (1993) 123–136.
 - [6] K. G. Wilson, T. S. Walhout, A. Harindranath, W.-M. Zhang, R. J. Perry and S. D. Glazek, *Nonperturbative QCD: A weak-coupling treatment on the light front*, *Phys. Rev. D* **49** (1994) 6720–6766, [[hep-th/9401153](#)].
 - [7] M. Burkardt, *Light Front Quantization*, *Adv. Nucl. Phys.* **23** (1996) 1–74, [[hep-ph/9505259](#)].
 - [8] M. Anselmino, M. Guidal and P. Rossi, eds., *The 3-D Structure of the Nucleon*, vol. 52 of *Eur. Phys. J. A*. Springer, 2016.
 - [9] J. C. Collins, D. E. Soper and G. F. Sterman, *Factorization of Hard Processes in QCD*, *Adv. Ser. Direct. High Energy Phys.* **5** (1989) 1–91, [[hep-ph/0409313](#)].
 - [10] M. Troyer and U.-J. Wiese, *Computational Complexity and Fundamental Limitations to Fermionic Quantum Monte Carlo Simulations*, *Phys. Rev. Lett.* **94** (2005) 170201, [[cond-mat/0408370](#)].
 - [11] M. Constantinou et al., *Parton distributions and lattice QCD calculations: toward 3D structure*, **2006.08636**.
 - [12] T. Byrnes and Y. Yamamoto, *Simulating lattice gauge theories on a quantum computer*, *Phys. Rev. A* **73** (2006) 022328, [[quant-ph/0510027](#)].
 - [13] I. C. Cloët, M. R. Dietrich, J. Arrington, A. Bazavov, M. Bishof, A. Freese et al., *Opportunities for Nuclear Physics & Quantum Information Science*, in *Intersections between Nuclear Physics and Quantum Information* Lemont, IL, USA, March 28-30, 2018 (I. C. Cloët and M. R. Dietrich, eds.), 2019. **1903.05453**.
 - [14] M. C. Bañuls, R. Blatt, J. Catani, A. Celi, J. I. Cirac, M. Dalmonte et al., *Simulating lattice gauge theories within quantum technologies*, *Eur. Phys. J. D* **74** (2020) 165, [[quant-ph/0510027](#)].
 - [15] I. M. Georgescu, S. Ashhab and F. Nori, *Quantum simulation*, *Rev. Mod. Phys.* **86** (2014) 153–185, [[1308.6253](#)].
 - [16] M. A. Nielsen and I. L. Chuang, *Quantum computation and quantum information*. Cambridge Univ. Press, 2000.
 - [17] P. W. Shor, *Polynomial-time algorithms for prime factorization and discrete logarithms on a quantum computer*, *SIAM Rev.* **41** (1999) 303–332, [[quant-ph/9508027](#)].
 - [18] C. Gross and I. Bloch, *Quantum simulations with ultracold atoms in optical lattices*, *Science* **357** (2017) 995–1001.
 - [19] S. Debnath, N. M. Linke, C. Figgatt, K. A. Landsman, K. Wright and C. Monroe, *Demonstration of a small programmable quantum computer with atomic qubits*, *Nature* **536** (2016) 63–66.
 - [20] A. Blais, A. L. Grimsmo, S. M. Girvin and A. Wallraff, *Circuit Quantum Electrodynamics*, **2005.12667**.
 - [21] R. P. Feynman, *Simulating physics with computers*, *Int. J. Theor. Phys.* **21** (1982) 467–488.
 - [22] R. P. Feynman, *Quantum mechanical computers*, *Found. Phys.* **16** (1986) 507–531.
 - [23] S. P. Jordan, K. S. M. Lee and J. Preskill, *Quantum Algorithms for Quantum Field Theories*, *Science* **336** (2012) 1130–1133.
 - [24] E. A. Martinez, C. A. Muschik, P. Schindler, D. Nigg, A. Erhard, M. Heyl et al., *Real-time dynamics of lattice gauge theories with a few-qubit quantum computer*, *Nature* **534** (2016) 516–519.
 - [25] A. Mil, T. V. Zache, A. Hegde, A. Xia, R. P. Bhatt, M. K. Oberthaler et al., *A scalable realization of local $U(1)$ gauge invariance in cold atomic mixtures*, *Science* **367** (2020) 1128–1130.
 - [26] NuQS collaboration, H. Lamm, S. Lawrence and Y. Yamauchi, *Parton physics on a quantum computer*, *Phys. Rev. Research* **2** (2020) 013272, [[1908.10439](#)].
 - [27] M. Kreshchuk, W. M. Kirby, G. Goldstein, H. Beauchemin and P. J. Love, *Quantum Simulation of Quantum Field Theory in the Light-Front Formulation*, **2002.04016**.
 - [28] M. G. Echevarria, I. Scimemi and A. Vladimirov, *Universal transverse momentum dependent soft function at NNLO*, *Phys. Rev. D* **93** (2016) 054004, [[1511.05590](#)].
 - [29] A. A. Vladimirov, *Self-contained definition of Collins-Soper kernel*, **2003.02288**.
 - [30] D. Boer, M. G. Echevarria, P. J. Mulders and J. Zhou, *Single Spin Asymmetries from a Single Wilson Loop*, *Phys. Rev. Lett.* **116** (2016) 122001, [[1511.03485](#)].
 - [31] D. Boer, S. Cotogno, T. van Daal, P. J. Mulders, A. Signori and Y.-J. Zhou, *Gluon and Wilson loop TMDs for hadrons of spin ≤ 1* , *JHEP* **10** (2016) 013, [[1607.01654](#)].
 - [32] F. J. Wegner, *Duality in Generalized Ising Models and Phase Transitions without Local Order Parameters*, *J. Math. Phys.* **12** (1971) 2259–2272.
 - [33] K. G. Wilson, *Confinement of Quarks*, *Phys. Rev. D* **10** (1974) 2445–2459.
 - [34] J. Kogut and L. Susskind, *Hamiltonian formulation of Wilson’s lattice gauge theories*, *Phys. Rev. D* **11** (1975) 395–408.
 - [35] J. B. Kogut, *An introduction to lattice gauge theory and spin systems*, *Rev. Mod. Phys.* **51** (1979) 659.
 - [36] M. Creutz, *Gauge fixing, the transfer matrix, and confinement on a lattice*, *Phys. Rev. D* **15** (1977)

- 1128–1136.
- [37] M. Creutz, *Quarks, gluons and lattices*. Cambridge University Press, 1985.
 - [38] L. Jiang, G. K. Brennen, A. V. Gorshkov, K. Hammerer, M. Hafezi, E. Demler et al., *Anyonic interferometry and protected memories in atomic spin lattices*, *Nature Physics* **4** (2008) 482–488.
 - [39] G. K. Brennen, G. Pupillo, E. Rico, T. M. Stace and D. Vodola, *Loops and Strings in a Superconducting Lattice Gauge Simulator*, *Phys. Rev. Lett.* **117** (2016) 240504, [[1512.06565](#)].
 - [40] E. Zohar, *Local manipulation and measurement of nonlocal many-body operators in lattice gauge theory quantum simulators*, *Phys. Rev. D* **101** (2020) 034518, [[1911.11156](#)].
 - [41] D. Beckman, D. Gottesman, A. Kitaev and J. Preskill, *Measurability of wilson loop operators*, *Phys. Rev. D* **65** (2002) 065022, [[hep-th/0110205](#)].
 - [42] H. Weimer, M. Müller, I. Lesanovsky, P. Zoller and H. P. Büchler, *A Rydberg quantum simulator*, *Nature Physics* **6** (2010) 382–388.
 - [43] E. Zohar, A. Farace, B. Reznik and J. I. Cirac, *Digital Quantum Simulation of \mathbb{Z}_2 Lattice Gauge Theories with Dynamical Fermionic Matter*, *Phys. Rev. Lett.* **118** (2017) 070501, [[1607.03656](#)].
 - [44] C. Schweizer, F. Grusdt, M. Berngruber, L. Barbiero, E. Demler, N. Goldman et al., *Floquet approach to \mathbb{Z}_2 lattice gauge theories with ultracold atoms in optical lattices*, *Nature Physics* **15** (2019) 1168–1173.
 - [45] S. Lloyd, *Universal Quantum Simulators*, *Science* **273** (1996) 1073–1078.
 - [46] A. M. Childs, Y. Su, M. C. Tran, N. Wiebe and S. Zhu, *A Theory of Trotter Error*, [1912.08854](#).
 - [47] M. C. Tran, S.-K. Chu, Y. Su, A. M. Childs and A. V. Gorshkov, *Destructive error interference in product-formula lattice simulation*, *Phys. Rev. Lett.* **124** (2020) 220502, [[1912.11047](#)].